

# Sensitivity Analysis for Quantiles of Hidden Biases in Matched Observational Studies

Dongxiao Wu and Xinran Li \*

## Abstract

Causal conclusions from observational studies may be sensitive to unmeasured confounding. In such cases, a sensitivity analysis is often conducted, which tries to infer the minimum amount of hidden biases or the minimum strength of unmeasured confounding needed in order to explain away the observed association between treatment and outcome. If the needed bias is large, then the treatment is likely to have significant effects. The Rosenbaum sensitivity analysis is a modern approach for conducting sensitivity analysis in matched observational studies. It investigates what magnitude the maximum of hidden biases from all matched sets needs to be in order to explain away the observed association. However, such a sensitivity analysis can be overly conservative and pessimistic, especially when investigators suspect that some matched sets may have exceptionally large hidden biases. In this paper, we generalize Rosenbaum's framework to conduct sensitivity analysis on quantiles of hidden biases from all matched sets, which are more robust than the maximum. Moreover, the proposed sensitivity analysis is simultaneously valid across all quantiles of hidden biases and is thus a free lunch added to the conventional sensitivity analysis. The proposed approach works for general outcomes, general matched studies and general test statistics. In addition, we demonstrate that the proposed sensitivity analysis also works for bounded null hypotheses when the test statistic satisfies certain properties. An R package implementing the proposed approach is available online.

**Keywords:** causal inference, potential outcome, unmeasured confounding, randomization test, bounded null hypothesis

---

\*Dongxiao Wu is Doctoral Candidate, Department of Statistics, University of Illinois at Urbana-Champaign, Champaign, IL 61820 (e-mail: dw12@illinois.edu). Xinran Li is Assistant Professor, Department of Statistics, University of Chicago, Chicago, IL 60637 (e-mail: xinranli@uchicago.edu).

# 1. Introduction

## 1.1. Observational studies, confounding and sensitivity analysis

Randomized experiments are the gold standard for drawing causal inference, under which all potential confounders are balanced on average. However, in observational studies, we do not have control of the treatment assignment, and the choice of it is often based on the subjects themselves. Thus, different treatment groups may differ significantly in some covariates, making them not directly comparable when inferring causal effects. Various approaches have been proposed to adjust for covariate imbalance between different treatment groups (see, e.g., Imbens and Rubin 2015; Rosenbaum 2010; Hernán and Robins 2020). However, such adjustments can generally only be performed for observed covariates. Inevitably, one may be concerned that the unmeasured confounding will drastically change the inferred causal conclusions.

In the presence of unmeasured confounding, causal effects are generally not identifiable. A sensitivity analysis is often conducted, which asks what amount of unmeasured confounding is needed in order to explain away the observed treatment-outcome association, assuming that the treatment has no causal effect. The idea of sensitivity analysis dates back to Cornfield et al. (1959). They demonstrated that, assuming smoking has no effect on lung cancer and to attribute the observed smoking-cancer association to a binary confounder, the relative risk of smoking on this confounder must be no less than that of smoking on lung cancer. If hidden confounding of such strength is not likely to exist, then smoking is likely to cause lung cancer. There have been many efforts generalizing Cornfield’s sensitivity analysis. We mention a few below; see Liu et al. (2013), Richardson et al. (2014), Ding and Li (2018) and references therein for a more comprehensive review. First, Rosenbaum and Rubin (1983) and Imbens (2003) conducted model-based sensitivity analysis involving an unobserved confounder for both treatment assignment and potential outcome models. Second, Rosenbaum (1987, 2002) proposed sensitivity analysis for matched observational studies with bounds on the odds ratio of treatment probabilities for units within each matched set. Third, Ding and VanderWeele (2014, 2016) generalized Cornfield’s inequality by allowing a categorical unmeasured confounder and extended it to other measures such as risk difference. Fourth, Robins et al. (2000) and Franks et al. (2020) considered sensitivity analysis using the contrast of potential outcome distributions between treated and control units.

## 1.2. Matched observational studies and Rosenbaum’s sensitivity analysis

We focus on matched observational studies with two treatment arms, where matching is used to adjust for the imbalance of observed covariates. When there is no unmeasured confounding and matching is exact, units within each matched set have the same treatment probability. In this case, the matched study reduces to a matched randomized experiment, and Fisher’s randomization test can be used to test, say, the null hypothesis of no treatment effect for any unit (Fisher 1935). However, in practice, we can rarely rule out the existence of unmeasured confounding, and units within each matched set, although similar in observed covariates, may have rather different unmeasured confounders. Thus, randomization tests pretending completely randomized treatment assignments within each matched set generally provide biased or invalid inferences for causal effects.

Rosenbaum (2002) proposed an assumption-lean sensitivity analysis framework for matched observational studies. He measures the hidden bias or strength of unmeasured confounding for each matched set by the maximum odds ratio of treatment probabilities for any two units, and assumes that the hidden biases for all matched sets are bounded by some constant  $\Gamma_0$ . He then constructs valid  $p$ -values for testing the sharp null hypothesis of no causal effect under each value of  $\Gamma_0$ , and investigates how the  $p$ -value varies with  $\Gamma_0$ . Usually, the maximum  $\Gamma_0$ , denoted by  $\hat{\Gamma}_0$ , such that the  $p$ -value is significant at, say, 5% level, will be reported. If the hidden biases in these matched sets are unlikely to exceed  $\hat{\Gamma}_0$ , then the causal effects are likely to be significant. As discussed later,  $\hat{\Gamma}_0$  is actually a 95% lower confidence limit for the maximum hidden bias from all matched sets, assuming that the treatment has no causal effect. This is analogous to Cornfield et al. (1959).

Rosenbaum’s sensitivity analysis considers mainly a uniform bound on the hidden biases in all matched sets, and thus focuses on the maximum hidden bias from all matched sets. However, in practice, the hidden bias is likely to vary across sets, and such a sensitivity analysis may lose power if one suspects that some sets have exceptionally large hidden biases. As discussed in Hasegawa and Small (2017) and Fogarty and Hasegawa (2019), the sensitivity analysis on maximum hidden bias will be conservative if the worst-case hidden bias does not hold in every matched pair, and will yield an unduly pessimistic perception of a study’s robustness to hidden confounding if rare cases of extreme hidden biases are suspected. To overcome this issue, they proposed sensitivity analysis for the average hidden bias from matched pairs. Instead, we will generalize the conventional sensitivity analysis to quantiles of hidden biases, which provides a new way to mitigate its overly conservative issue. Our proposal is closely related to Rosenbaum (1987, Section 4), who considered cases where

hidden biases of most matched pairs are bounded by some constant while the remaining can be unbounded.

### 1.3. A motivating example

We consider a matched observational study consisting of 512 matched sets, each containing one smoker and two matched nonsmokers, from the 2005-2006 US National Health and Nutrition Examination Survey. We are interested in the causal effect of smoking on the levels of cadmium ( $\mu\text{g/l}$ ) and lead ( $\mu\text{g/dl}$ ) in the blood; see Section 5 for details. Many studies have shown associations between the levels of these heavy metals and the risk of cancer and blood pressure elevation (see, e.g., An et al. 2017; Oh et al. 2014; Staessen et al. 1984).

We consider the effect of smoking on the blood cadmium level. Assuming matching has taken into account all the confounding, the  $p$ -value from the randomization test for Fisher’s null of no effect is almost zero, indicating a significant effect of smoking. However, we may suspect that such a significant smoking-cadmium association is due to unmeasured confounding. We then conduct Rosenbaum’s sensitivity analysis. When the maximum hidden bias is bounded by 82.44, the  $p$ -value for the sharp null of no effect is significant at the 5% level; when the maximum hidden bias exceeds 82.44, the  $p$ -value becomes insignificant. Such an evidence is generally considered to have a high degree of insensitivity to unmeasured confounding.

However, although it is unlikely for all matched sets or a moderate proportion of them to have hidden biases greater than 82.44, it is possible that a small proportion of the sets have hidden biases exceeding 82.44. In this case, the maximum hidden bias may not be representative of the majority of the matched sets, rendering the conventional analysis uninformative. For example, if one unit is almost certain to smoke due to, say, unmeasured high peer pressure (Hasegawa and Small 2017), then the corresponding matched set will have infinite hidden bias. In this case, the conventional sensitivity analysis loses power to detect significant causal effect and we will conclude that the results from the study are sensitive to unmeasured confounding.

We generalize Rosenbaum’s sensitivity analysis and consider bounding quantiles of hidden biases instead of merely the maximum. In particular, we show that the  $p$ -value for the null of no effect is significant at 5% level when the 52nd largest hidden bias from all sets is bounded by 72.52 and when the 359th largest hidden bias is bounded by 11.66, respectively. Equivalently, to attribute the observed smoking-cadmium association to unmeasured confounding, at least  $52/512 \approx 10\%$  of the matched sets need to have biases greater than

Table 1: Sensitivity analysis for the effect of smoking. The 1st and 2nd columns show bounds on hidden biases and the corresponding  $p$ -values for testing Fisher’s null of no effect. The 3rd column gives conditions under which the  $p$ -value becomes insignificant. The conclusions of the study are sensitive only if all conditions in the 3rd column are likely to hold simultaneously.

Constraints on Hidden biases	$p$ -value	conclusions of the study are sensitive if all of the following are likely to be true
the maximum hidden bias $\leq 82.44$	0.04999661	at least one matched set has bias $> 82.44$
the 52nd largest hidden bias $\leq 72.52$	0.04999786	at least 10% of matched sets have biases $> 72.52$
the 154th largest hidden bias $\leq 46.90$	0.04995089	at least 30% of matched sets have biases $> 46.90$
the 256th largest hidden bias $\leq 26.88$	0.04989957	at least 50% of matched sets have biases $> 26.88$
the 359th largest hidden bias $\leq 11.66$	0.04985813	at least 70% of matched sets have biases $> 11.66$

72.52, and at least  $359/512 \approx 70\%$  of the matched sets need to have biases greater than 11.66. Table 1 also shows the sensitivity analysis for other quantiles of hidden biases. These additional results on quantiles of hidden biases strengthen the evidence for a causal effect of smoking on the blood cadmium level, and they are not sensitive to extreme hidden biases in a small proportion of the matched sets, which mitigates the limitation of the conventional sensitivity analysis.

Given the rich results from the proposed sensitivity analysis (see, e.g., Table 1), one may be concerned about which quantiles to focus on and how to interpret the results from the analyses based on multiple quantiles of hidden biases. In practice, we suggest investigators to conduct sensitivity analyses for all quantiles of hidden biases, because they are simultaneously valid without the need of any adjustment due to multiple analyses. Taking Table 1 as an example, to attribute the observed smoking-cadmium association to unmeasured confounding, we need to believe that, with 95% confidence level, all the statements in the last column of Table 1 hold simultaneously, i.e., there are at least one, 10%, 30%, 50% and 70% of the matched sets having hidden biases greater than 82.44, 72.52, 46.90, 26.88, and 11.66, respectively. Equivalently, the conclusions of the study are sensitive only if the investigator believes that all the statements in the last column of Table 1 are likely to hold simultaneously, i.e., there are small proportions of matched sets having huge hidden biases and also moderate proportions of sets having moderate hidden biases. Therefore, our sensitivity analysis on all quantiles of hidden biases is actually a free lunch added to the conventional sensitivity analysis.

## 1.4. Our contribution

We propose a new approach to address the overly conservative issue of the conventional sensitivity analysis. Instead of considering only the maximum hidden bias, we propose

sensitivity analysis based on quantiles of hidden biases from all matched sets, which can be more robust in the presence of heterogeneous and extreme hidden biases. In particular, we consider the constraint that the  $(1 - \beta)$ th quantile of hidden biases is bounded by a constant for a given  $\beta \in [0, 1]$ . This constraint is equivalent to stating that at least  $(1 - \beta)$  proportion of matched sets have hidden biases within this bound, while the remaining  $\beta$  proportion can have unbounded hidden biases. Our proposal is indeed in the same spirit as Rosenbaum (1987, Section 4) for matched pair studies. We generalize it to matched observational studies allowing more than one control (or treated) units and varying set sizes. Moreover, we show that the sensitivity analysis across all quantiles of hidden biases can be simultaneously valid.

We first construct (asymptotic) valid  $p$ -values for testing any sharp null hypothesis with bounds on a certain quantile of hidden biases from all matched sets. The proposed approach works for general outcomes, general test statistics and general matched studies. It is also computationally efficient, where the involved optimizations have closed-form solutions.

We then provide an equivalent view of Rosenbaum’s sensitivity analysis framework and demonstrate that our sensitivity analysis on all quantiles of hidden biases is simultaneously valid. Specifically, the test for the null of no causal effect under a certain constraint on the hidden biases is equivalent to the test for whether the true hidden biases satisfy the constraint, assuming that the treatment has no causal effect. So finding the minimum amount of hidden biases that renders the  $p$ -value insignificant is equivalent to performing a standard test inversion to construct confidence sets for the true hidden biases. For example, the cutoff  $\hat{\Gamma}_0$  from the conventional sensitivity analysis is also an (asymptotic) lower confidence limit for the maximum of true hidden biases from all matched sets, assuming that the null of no effects holds. Our sensitivity analysis for quantiles of hidden biases can also be viewed as constructing confidence sets for quantiles of the true hidden biases. We show that the confidence sets for all quantiles of true hidden biases are simultaneously valid, i.e., the intersection of them can be viewed as an  $I$ -dimensional confidence set for all the true hidden biases. Therefore, our sensitivity analysis is a free lunch added to the conventional Rosenbaum’s sensitivity analysis, and it helps yield more robust and powerful causal conclusions.

Finally, we extend the proposed sensitivity analysis for quantiles of hidden biases, including the conventional one for the maximum hidden bias, to test bounded null hypotheses (Caughey et al. 2023) that, for example, assume the treatment is not harmful for every unit.

The paper proceeds as follows. Section 2 introduces the framework and reviews Rosenbaum’s sensitivity analysis. Section 3 studies sensitivity analysis for quantiles of hidden biases in matched pair studies. Section 4 extends to general matched studies. Section 5 applies the proposed method to real data. Section 6 concludes with extensions and discussions.

## 2. Framework and Notation

### 2.1. Matched sets, potential outcomes and treatment assignments

Consider a matched observational study with  $I$  matched sets, where each set  $i$  contains 1 treated unit and  $n_i - 1$  control units; the approach can be extended straightforwardly to cases where each set has either one treated or one control unit (Rosenbaum 2002, pp. 161–162). We invoke the potential outcome framework (Neyman 1923; Rubin 1974) and assume the stable unit treatment value assumption (Rubin 1980). For each unit  $j$  in matched set  $i$ , let  $Y_{ij}(1)$  and  $Y_{ij}(0)$  denote the treatment and control potential outcomes,  $\mathbf{X}_{ij}$  denote the pretreatment covariate vector, and  $Z_{ij}$  denote the treatment assignment, where  $Z_{ij} = 1$  if the unit receives treatment and 0 otherwise. The corresponding observed outcome is then  $Y_{ij} = Z_{ij}Y_{ij}(1) + (1 - Z_{ij})Y_{ij}(0)$ . Let  $\mathbf{Y}(1) = (Y_{11}(1), Y_{12}(1), \dots, Y_{In_I}(1))^\top$ ,  $\mathbf{Y}(0) = (Y_{11}(0), Y_{12}(0), \dots, Y_{In_I}(0))^\top$ ,  $\mathbf{Z} = (Z_{11}, Z_{12}, \dots, Z_{In_I})^\top$  and  $\mathbf{Y} = (Y_{11}, Y_{12}, \dots, Y_{In_I})^\top$  denote the treatment potential outcome, control potential outcome, treatment assignment and observed outcome vectors for all  $N = \sum_{i=1}^I n_i$  units. Let  $\mathcal{F} = \{(Y_{ij}(1), Y_{ij}(0), \mathbf{X}_{ij}) : 1 \leq i \leq I, 1 \leq j \leq n_i\}$ , and let  $\mathcal{Z} = \{\mathbf{z} \in \{0, 1\}^N : \sum_{j=1}^{n_i} z_{ij} = 1, 1 \leq i \leq I\}$  denote the set of treatment assignments such that each matched set contains exactly one treated unit.

Throughout the paper, we will conduct the finite population inference, also called the randomization-based inference (Li and Ding 2017; Shi and Li 2024). That is, all the potential outcomes and covariates are viewed as fixed constants (or equivalently being conditioned on), and the randomness in the observed data comes solely from the random assignment  $\mathbf{Z}$ . Thus, the distribution of  $\mathbf{Z}$ , often called the treatment assignment mechanism, is crucial for statistical inference, as discussed below.

### 2.2. Treatment assignment mechanism and hidden biases due to confounding

If all confounding has been considered in matching and matching is exact, then units within the same matched set have the same probability to receive treatment, under which we can analyze the data as if they were from a matched randomized experiment. However, in practice, matching may be inexact, and more importantly, there may exist unmeasured confounding. We will therefore consider sensitivity analysis to assess the robustness of causal conclusions to hidden biases. Below we first characterize the hidden bias in the treatment assignment within each matched set.

We assume that, conditional on all potential outcomes, covariates, and  $\mathbf{Z} \in \mathcal{Z}$  (abbrevi-

ated as conditional on  $(\mathcal{F}, \mathcal{Z})$ , the treatment assignments are mutually independent across all matched sets. Consequently, the treatment assignment  $(Z_{i1}, Z_{i2}, \dots, Z_{in_i})$  within each matched set  $i$  follows a multinomial distribution and the distribution of the whole assignment vector  $\mathbf{Z}$  has the following equivalent forms:

$$\mathbb{P}(\mathbf{Z} = \mathbf{z} \mid \mathcal{F}, \mathcal{Z}) = \prod_{i=1}^I \prod_{j=1}^{n_i} (p_{ij}^*)^{z_{ij}} = \prod_{i=1}^I \frac{\exp(\gamma_i^* \sum_{j=1}^{n_i} z_{ij} u_{ij}^*)}{\sum_{j=1}^{n_i} \exp(\gamma_i^* u_{ij}^*)}. \quad (1)$$

Below we explain the notation in (1). For any  $i$  and  $j$ ,  $p_{ij}^*$  denotes the probability that unit  $j$  in matched set  $i$  receives the treatment, given that the set has exactly one treated unit. Obviously,  $\sum_{j=1}^{n_i} p_{ij}^* = 1$  for all  $i$ . The last equivalent form in (1) aligns with the typical form in Rosenbaum's sensitivity analysis; see, e.g., Rosenbaum (2007, Section 2.2) for the derivation. Specifically,  $\gamma_i^* = \log \Gamma_i^*$  with

$$\Gamma_i^* = \max_{1 \leq j \leq n_i} p_{ij}^* / \min_{1 \leq k \leq n_i} p_{ik}^* \geq 1, \quad (2)$$

and  $u_{ij}^* = (\log p_{ij}^* - \min_{1 \leq k \leq n_i} \log p_{ik}^*) / \gamma_i^* \in [0, 1]$  with  $\min_j u_{ij}^* = 0$  and  $\max_j u_{ij}^* = 1$  for all  $i$ <sup>1</sup>. Obviously, if  $\Gamma_i^* = 1$ , then all units within the matched set  $i$  have the same chance to receive the treatment. Otherwise, the chance depends on  $u_{ij}^*$ 's, where units with larger  $u_{ij}^*$ 's are more likely to receive the treatment. Moreover, some units are  $\Gamma_i^*$  times more likely to receive the treatment than other units within the same matched set. Therefore, we can understand  $\Gamma_i^*$  as the hidden bias (i.e., the strength of hidden confounding) for matched set  $i$ , and intuitively view the  $u_{ij}^*$ 's as the hidden confounders associated with all the units.

**Remark 1.** The model in (1) can be justified when we have independently sampled units in the original data prior to matching and matching is exact, under which the hidden bias for each matched set  $i$  is equivalently the maximum odds ratio between the treatment probabilities of any two units in the set, i.e.,  $\Gamma_i^* = \max_{1 \leq j \leq n_i} \pi_{ij} / (1 - \pi_{ij}) / \{\min_{1 \leq k \leq n_i} \pi_{ik} / (1 - \pi_{ik})\}$  for all  $i$ , where  $\pi_{ij} = \Pr(Z_{ij} = 1 \mid \mathbf{X}_{ij}, Y_{ij}(1), Y_{ij}(0))$  is the treatment probability for unit  $j$  in set  $i$ . If the covariates contain all the confounding, i.e., there exists a function  $\lambda(\cdot)$  such that  $\pi_{ij} = \lambda(\mathbf{X}_{ij})$  for any  $i, j$ , then  $\Gamma_i^*$ 's will reduce to 1, and the matched observational study becomes equivalent to a matched randomized experiment. We relegate the details to the supplementary material. When matching is inexact, the conditional mutual independence of treatment assignments across all matched sets as in (1) may not hold, an issue that has been noted by, e.g., Pashley et al. (2021) and Pimentel and Huang (2024). How to take into

---

<sup>1</sup>Note that, if  $\min_{1 \leq k \leq n_i} p_{ik}^* = 0$  for some  $i$ , then the corresponding  $\Gamma_i^*, \gamma_i^*, u_{ij}^*$  may not be well-defined. For descriptive convenience, we will let  $\Gamma_i^* = \gamma_i^* = \infty$  and assume that there still exist  $u_{ij}^*$ 's in  $[0, 1]$  such that (1) holds.



account the matching algorithm into Rosenbaum’s sensitivity analysis framework is still an open problem, and is beyond the scope of this paper; see Li (2024) for some recent progress. In the paper we will focus on model (1) for the treatment assignment mechanism of the matched units.

In practice, the actual treatment assignment mechanism (including both true hidden biases  $\Gamma_i^*$ ’s and the associated hidden confounding  $u_{ij}^*$ ’s in (1)) is generally unknown. Motivated by (1), we will consider the following class of models for the treatment assignments.

**Definition 1.** The treatment assignment is said to follow a sensitivity model with hidden bias  $\mathbf{\Gamma} = (\Gamma_1, \dots, \Gamma_I)^\top \in [1, \infty)^I$  and hidden confounding  $\mathbf{u} = (u_{11}, \dots, u_{In_I}) \in [0, 1]^N$ , denoted by  $\mathbf{Z} \sim \mathcal{M}(\mathbf{\Gamma}, \mathbf{u})$ , if and only if the distribution of  $\mathbf{Z}$  has the following form:

$$\mathbb{P}(\mathbf{Z} = \mathbf{z} \mid \mathcal{F}, \mathcal{Z}) = \prod_{i=1}^I \frac{\exp(\gamma_i \sum_{j=1}^{n_i} z_{ij} u_{ij})}{\sum_{j=1}^{n_i} \exp(\gamma_i u_{ij})}, \quad \text{where } \gamma_i = \log \Gamma_i \text{ for } 1 \leq i \leq I. \quad (3)$$

In practice, we often conduct sensitivity analysis assuming that the true hidden biases are bounded from the above, under which the assignment mechanism must fall in a class of sensitivity models in Definition 1. Let  $\mathbf{\Gamma}^* = (\Gamma_1^*, \dots, \Gamma_I^*)^\top$  be the vector of true hidden biases in all  $I$  matched sets. For any  $\mathbf{\Gamma} \in \mathbb{R}^I$ , we say  $\mathbf{\Gamma}^* \preceq \mathbf{\Gamma}$  if and only if  $\Gamma_i^* \leq \Gamma_i$  for all  $1 \leq i \leq I$ . From (1), we can verify that  $\mathbf{\Gamma}^* \preceq \mathbf{\Gamma}$  if and only if there exists  $\mathbf{u} = (u_{11}, \dots, u_{In_I}) \in [0, 1]^N$  such that  $\mathbf{Z} \sim \mathcal{M}(\mathbf{\Gamma}, \mathbf{u})$ . Thus, we say that the treatment assignment follows a sensitivity model with hidden biases at most  $\mathbf{\Gamma}$  or  $\mathbf{\Gamma}^* \preceq \mathbf{\Gamma}$  if  $\mathbf{Z} \sim \mathcal{M}(\mathbf{u}, \mathbf{\Gamma})$  for some  $\mathbf{u} \in [0, 1]^N$ . Similar to the discussion after (1), we will allow  $\mathbf{\Gamma}$  to have infinite elements in Definition 1, so that the sensitivity model can allow some units to have probability 0 or 1 for receiving treatment.

### 2.3. Randomization test and sensitivity analysis

We consider Fisher’s null hypothesis of no causal effect:

$$H_0 : Y_{ij}(0) = Y_{ij}(1) \text{ for } 1 \leq j \leq n_i \text{ and } 1 \leq i \leq I \text{ or equivalently } \mathbf{Y}(0) = \mathbf{Y}(1). \quad (4)$$

We will discuss extensions to other null hypotheses at the end of the paper. Under Fisher’s  $H_0$ , we are able to impute the potential outcomes for all units based on the observed data, i.e.,  $\mathbf{Y}(1) = \mathbf{Y}(0) = \mathbf{Y}$ . We then consider testing  $H_0$  using a general test statistic of the following form:

$$T = t(\mathbf{Z}, \mathbf{Y}(0)) = \sum_{i=1}^I T_i = \sum_{i=1}^I \sum_{j=1}^{n_i} Z_{ij} q_{ij}, \quad (5)$$

where  $T_i = \sum_{j=1}^{n_i} Z_{ij}q_{ij}$  denotes the test statistic for set  $i$ , and  $q_{ij}$ 's can be arbitrary functions of  $\mathbf{Y}(0)$ . The test statistic in (5) can be quite general and requires only an additive form: it is the summation of some set-specific statistics; see, e.g.,  $m$ -statistics suggested by Rosenbaum (2007) with details in the supplementary material. Throughout the remaining of the paper, we will conduct inference conditional on  $(\mathcal{F}, \mathcal{Z})$ , under which the randomness in the test statistic  $T$  comes solely from the random assignment  $\mathbf{Z}$ . For conciseness, we will make the conditioning implicit.

In a matched randomized experiment, there is no hidden bias in treatment assignment, i.e.,  $\mathbf{\Gamma}^* = \mathbf{1}$ , and thus  $\mathbf{Z}$  is uniformly distributed over  $\mathcal{Z}$ . Consequently, the null distribution of  $T$  under  $H_0$  is known exactly, whose tail probability has the following form:

$$\mathbb{P}(T \geq c) = \mathbb{P}\{t(\mathbf{Z}, \mathbf{Y}(0)) \geq c\} = |\{\mathbf{z} \in \mathcal{Z} : t(\mathbf{z}, \mathbf{Y}(0)) \geq c\}|/|\mathcal{Z}|,$$

where  $|\cdot|$  denotes the cardinality of a set. A valid  $p$ -value for testing  $H_0$  can then be achieved by evaluating the tail probability at the observed value of the test statistic.

In a matched observational study, however, there may exist hidden confounding such that  $\mathbf{\Gamma}^* \not\asymp \mathbf{1}$ . Rosenbaum (2002) assumed that hidden biases in treatment assignments from all matched sets are bounded by some constant  $\Gamma_0$ , i.e.,  $\mathbf{\Gamma}^* \preceq \Gamma_0 \mathbf{1}$ , and proposed valid tests for  $H_0$  at various values of  $\Gamma_0$ . When  $\Gamma_0 > 1$ , unlike matched randomized experiments, the null distribution of the test statistic  $T$  is no longer known exactly. In particular, when  $\mathbf{\Gamma}^* \preceq \Gamma_0 \mathbf{1}$ ,  $\mathbf{Z} \sim \mathcal{M}(\Gamma_0 \mathbf{1}, \mathbf{u})$  for some unknown hidden confounding  $\mathbf{u}$ , and the tail probability of  $T$  is:

$$\mathbb{P}(T \geq c) = \mathbb{P}_{\mathbf{Z} \sim \mathcal{M}(\Gamma_0 \mathbf{1}, \mathbf{u})} (t(\mathbf{Z}, \mathbf{Y}(0)) \geq c) = \sum_{\mathbf{z} \in \mathcal{Z}} \left[ \mathbb{1}\{t(\mathbf{z}, \mathbf{Y}(0)) \geq c\} \prod_{i=1}^I \frac{\exp(\gamma_0 \sum_{j=1}^{n_i} z_{ij} u_{ij})}{\sum_{j=1}^{n_i} \exp(\gamma_0 u_{ij})} \right],$$

where  $\gamma_0 = \log \Gamma_0$ . Rosenbaum (2002) derived an (asymptotic) upper bound of the tail probability over all possible  $\mathbf{u} \in [0, 1]^N$ , whose value evaluated at the observed test statistic then provides an (asymptotic) valid  $p$ -value for testing  $H_0$ .

In practice, we investigate how the  $p$ -value for  $H_0$  varies with  $\Gamma_0$ . Note that the class of assignment mechanisms satisfying  $\mathbf{\Gamma}^* \preceq \Gamma_0 \mathbf{1}$  increases with  $\Gamma_0$ . Thus, the  $p$ -value will also increase with  $\Gamma_0$ . In practice, we often report the maximum value of  $\Gamma_0$ , denoted by  $\hat{\Gamma}_0$ , such that the  $p$ -value is significant, and conclude that the causal effect is robust to hidden biases at magnitude  $\hat{\Gamma}_0$  but becomes sensitive when hidden biases are likely to exceed  $\hat{\Gamma}_0$ . Intuitively, the larger the  $\hat{\Gamma}_0$ , the more robust the inferred causal effect is to unmeasured confounding. Such a value of  $\hat{\Gamma}_0$  is also termed as sensitivity value in Zhao (2019).

## 2.4. Another way to understand Rosenbaum’s sensitivity analysis

We give another way to understand the sensitivity value  $\hat{\Gamma}_0$ . We can always view a valid  $p$ -value for testing  $H_0$  under the sensitivity model  $\Gamma^* \preceq \Gamma_0 \mathbf{1}$  equivalently as a valid  $p$ -value for testing the null hypothesis  $\Gamma^* \preceq \Gamma_0 \mathbf{1} \Leftrightarrow \max_{1 \leq i \leq I} \Gamma_i^* \preceq \Gamma_0$  assuming that  $H_0$  holds. Thus,  $\hat{\Gamma}_0$  is equivalently a  $1 - \alpha$  lower confidence limit of  $\max_{1 \leq i \leq I} \Gamma_i^*$  from the standard test inversion, assuming that  $H_0$  holds. That is, if  $H_0$  holds, then we are  $1 - \alpha$  confident that at least one matched set has hidden bias exceeding  $\hat{\Gamma}_0$ . If  $\max_{1 \leq i \leq I} \Gamma_i^* > \hat{\Gamma}_0$  is not plausible, then  $H_0$  is not likely to hold, indicating a significant causal effect. Otherwise, the observed treatment-outcome association can be explained by a plausible amount of hidden biases and the inferred causal effect is sensitive to hidden confounding.

## 2.5. Quantiles of hidden biases in all matched sets

As discussed in Section 1.3, the conventional sensitivity analysis focuses on the maximum hidden bias from all matched sets and is thus sensitive to extreme hidden biases, which deteriorates its power. For instance, it is possible that one matched set has an exceptionally large hidden bias while all other matched sets have small hidden biases, under which  $\max_{1 \leq i \leq I} \Gamma_i^* > \Gamma_0$  is likely to hold even for a relatively large  $\Gamma_0$ . To make it more robust and powerful, we generalize the conventional sensitivity analysis to quantiles of hidden biases across matched sets. Let  $\Gamma_{(1)}^* \leq \dots \leq \Gamma_{(I)}^*$  be the true hidden biases for all matched sets sorted in an increasing order<sup>2</sup>. We will conduct test for  $H_0$  under the sensitivity model assuming that the hidden bias at rank  $k$  is bounded by some constant  $\Gamma_0$ , i.e.,  $\Gamma_{(k)}^* \leq \Gamma_0$ ; when  $k = I$ , it reduces to the conventional sensitivity analysis. Define further  $I^*(\Gamma_0) = \sum_{i=1}^I \mathbb{1}(\Gamma_i^* > \Gamma_0)$  as the number of matched sets with hidden biases exceeding  $\Gamma_0$ . Then  $\Gamma_{(k)}^* \leq \Gamma_0$  is equivalent to  $I^*(\Gamma_0) \leq I - k$ . Therefore, the sensitivity analysis for  $\Gamma_{(k)}^*$  can equivalently provide sensitivity analysis for  $I^*(\Gamma_0)$ . Again, these measures,  $\Gamma_{(k)}^*$ ’s and  $I^*(\Gamma_0)$ ’s, can be more robust than the maximum hidden bias.

From Section 2.4, the sensitivity analyses for  $\Gamma_{(k)}^*$  and  $I^*(\Gamma_0)$  equivalently infer confidence sets for them given that  $H_0$  holds. In practice, it is often desirable to infer  $\Gamma_{(k)}^*$  and  $I^*(\Gamma_0)$  for multiple  $k$ ’s and  $\Gamma_0$ ’s. As shown later, our sensitivity analysis for all of them is simultaneously valid, without the need of any adjustment due to multiple analyses. Because the sensitivity analysis for  $\Gamma_{(I)}^*$  is the same as the conventional one, the simultaneous analysis for all the quantiles  $\Gamma_{(k)}^*$ ’s as well as  $I^*(\Gamma_0)$ ’s is actually a free lunch added to the conventional sensitivity analysis.

---

<sup>2</sup>Note that any quantile of the hidden biases across all matched sets (or more precisely their empirical distribution) must be  $\Gamma_{(k)}^*$  for some  $1 \leq k \leq I$ .

### 3. Sensitivity Analysis for Matched Pairs

In this section we study sensitivity analysis in a matched pair study, i.e.,  $n_i = 2$  for all  $i$ . We first consider sensitivity models with pair-specific bounds on the hidden biases  $\Gamma_i^*$ 's. We then extend to sensitivity models bounding only a certain quantile of the  $\Gamma_i^*$ 's. Finally, we demonstrate that our sensitivity analyses for all quantiles  $\Gamma_{(k)}^*$ 's and numbers  $I^*(\Gamma_0)$ 's are simultaneously valid over all  $1 \leq k \leq I$  and  $\Gamma_0 \geq 1$ . Let  $[1, \infty] \equiv [1, \infty) \cup \{\infty\}$ .

#### 3.1. Sensitivity analysis with pair-specific bounds on hidden biases

For any given  $\mathbf{\Gamma} = (\Gamma_1, \dots, \Gamma_I)^\top \in [1, \infty]^I$ , we are interested in conducting valid tests for Fisher's null  $H_0$  under the sensitivity model with hidden biases at most  $\mathbf{\Gamma}$ . The exact distribution of the treatment assignment as shown in (1) depends on hidden confounding and is generally unknown. To ensure the validity of the test, similar to Section 2.3, we seek an upper bound of the tail probability of the test statistic under the sensitivity model with  $\mathbf{\Gamma}^* \preceq \mathbf{\Gamma}$ . By almost the same logic as the conventional sensitivity analysis (Rosenbaum 2002, Chapter 4), we can derive the sharp upper bound of the tail probability in closed form.

**Theorem 1.** Assume that  $H_0$  in (4) holds. If the true hidden bias  $\mathbf{\Gamma}^*$  for all pairs is bounded by  $\mathbf{\Gamma} \in [1, \infty]^I$ , i.e.,  $\mathbf{\Gamma}^* \preceq \mathbf{\Gamma}$ , then  $T$  is stochastically smaller than or equal to  $\bar{T}(\mathbf{\Gamma})$ , i.e.,  $\mathbb{P}(T \geq c) \leq \mathbb{P}(\bar{T}(\mathbf{\Gamma}) \geq c)$  for  $c \in \mathbb{R}$ , where  $\bar{T}(\mathbf{\Gamma})$  follows the distribution of the test statistic  $T = t(\mathbf{Z}, \mathbf{Y}(0))$  in (5) when  $\mathbf{Z} \sim \mathcal{M}(\mathbf{\Gamma}, \mathbf{u})$  with  $u_{i1} = 1 - u_{i2} = \mathbb{1}(q_{i1} \geq q_{i2})$  for  $1 \leq i \leq I$ .

Theorem 1 is a straightforward extension of Rosenbaum (2002, Chapter 4.3) with identical  $\Gamma_i$ 's. Below we give some intuition. The test statistic  $T$  is the summation of  $T_i = Z_{i1}q_{i1} + Z_{i2}q_{i2}$  over all pairs, where  $q_{i1}$  and  $q_{i2}$  are prespecified constants. Due to the constraint  $\Gamma_i^* \leq \Gamma_i$ ,  $T_i$  equals  $q_{i1}$  (or  $q_{i2}$ ) with probability between  $1/(1+\Gamma_i)$  and  $\Gamma_i/(1+\Gamma_i)$ . Thus,  $T_i$  must be stochastically smaller than or equal to the random variable  $\bar{T}_i(\Gamma_i)$  that equals  $\max\{q_{i1}, q_{i2}\}$  with probability  $\Gamma_i/(1+\Gamma_i)$  and  $\min\{q_{i1}, q_{i2}\}$  with probability  $1/(1+\Gamma_i)$ . Theorem 1 then follows from the mutual independence of treatment assignments across matched pairs.

**Remark 2.** In Theorem 1 we allow elements of  $\mathbf{\Gamma}$  to take infinite values. This is important when we consider sensitivity models bounding only a certain quantile of hidden biases, under which some hidden biases are unconstrained and are allowed to take infinite values.

From Theorem 1, we can immediately obtain a valid  $p$ -value under the null  $H_0$  with true hidden biases satisfying  $\mathbf{\Gamma}^* \preceq \mathbf{\Gamma}$ , based on which we can test the significance of treatment effects under various upper bounds on the true hidden biases.

**Corollary 1.** If Fisher’s null  $H_0$  holds and the true hidden bias vector  $\mathbf{\Gamma}^*$  for all pairs is bounded by  $\mathbf{\Gamma} \in [1, \infty]^I$ , i.e.,  $\mathbf{\Gamma}^* \preceq \mathbf{\Gamma}$ , then  $\bar{p}_{\mathbf{\Gamma}} \equiv \bar{G}_{\mathbf{\Gamma}}(T)$  is a valid  $p$ -value, i.e.,  $\mathbb{P}(\bar{p}_{\mathbf{\Gamma}} \leq \alpha) \leq \alpha$  for  $\alpha \in (0, 1)$ , where  $\bar{G}_{\mathbf{\Gamma}}(c) = \mathbb{P}(\bar{T}(\mathbf{\Gamma}) \geq c)$  and  $\bar{T}(\mathbf{\Gamma})$  is defined as in Theorem 1.

In practice, we can approximate  $\bar{G}_{\mathbf{\Gamma}}(\cdot)$  using the Monte Carlo method, by randomly drawing assignments from the sensitivity model  $\mathcal{M}(\mathbf{\Gamma}, \mathbf{u})$  with hidden confounding  $u_{i1} = 1 - u_{i2} = \mathbb{1}(q_{i1} \geq q_{i2})$  for all  $i$  and calculating the corresponding values of the test statistic.

**Remark 3.** Recently, Heng and Small (2021) considered sensitivity analysis with pair-specific bounds on hidden biases, taking into account interactions between observed and unobserved confounders. Their sensitivity analysis can be viewed as a special case of Theorem 1 and Corollary 1, but with carefully specified structure on the upper bound  $\mathbf{\Gamma}$ .

### 3.2. Sensitivity analysis for quantiles of hidden biases

We now consider sensitivity analysis assuming that the true hidden bias at rank  $k$  is bounded by a constant  $\Gamma_0 \geq 1$ , i.e.,  $\Gamma_{(k)}^* \leq \Gamma_0$ . This implies that the  $k$  matched pairs with the smallest hidden biases, denoted by  $\mathcal{I}_k^*$ , have their  $\Gamma_i^*$ ’s at most  $\Gamma_0$ , i.e.,  $\Gamma_i^* \leq \Gamma_0$  for  $i \in \mathcal{I}_k^*$ . There is no restriction on the  $I - k$  matched sets with the largest  $I - k$  hidden biases, and  $\Gamma_i^*$  for  $i \notin \mathcal{I}_k^*$  is allowed to be arbitrarily large. For any set  $\mathcal{I} \subset \{1, 2, \dots, I\}$ , define  $\mathbf{1}_{\mathcal{I}}$  as the indicator vector whose  $i$ th coordinate is  $\mathbb{1}\{i \in \mathcal{I}\}$ , and  $\infty \cdot \mathbf{1}_{\mathcal{I}}$  as the vector whose  $i$ th coordinate is infinite if  $i \in \mathcal{I}$  and 0 otherwise. Define  $\mathcal{I}^c = \{1, 2, \dots, I\} \setminus \mathcal{I}$  as the complement of the set  $\mathcal{I}$ , and  $\mathbf{1}_{\mathcal{I}^c} = \mathbf{1} - \mathbf{1}_{\mathcal{I}}$  for notational simplicity. We can verify that  $\Gamma_{(k)}^* \leq \Gamma_0$  if and only if  $\mathbf{\Gamma}^* \preceq \Gamma_0 \cdot \mathbf{1}_{\mathcal{I}_k^*} + \infty \cdot \mathbf{1}_{\mathcal{I}_k^{*c}}$ , which is further equivalent to  $\mathbf{Z} \sim \mathcal{M}(\Gamma_0 \cdot \mathbf{1}_{\mathcal{I}} + \infty \cdot \mathbf{1}_{\mathcal{I}^c}, \mathbf{u})$  for some  $\mathbf{u} \in [0, 1]^N$  and some subset  $\mathcal{I} \subset \{1, 2, \dots, I\}$  with cardinality  $k$ .

To ensure the validity of the test for the null  $H_0$  under the sensitivity model, we need to find the upper bound of the  $p$ -value (or the tail probability of  $T$ ) over all possible treatment assignment mechanisms satisfying  $\Gamma_{(k)}^* \leq \Gamma_0$ . From Theorem 1 and the discussion before, if  $\mathcal{I}_k^*$  is known, then  $T$  can be stochastically bounded by  $\bar{T}(\Gamma_0 \cdot \mathbf{1}_{\mathcal{I}_k^*} + \infty \cdot \mathbf{1}_{\mathcal{I}_k^{*c}})$ , defined in the same way as in Theorem 1. However, the set  $\mathcal{I}_k^*$  is generally unknown and can take  $I$  choose  $k$  possible values, for which the brute-force enumeration can be NP-hard. Fortunately, we can find a closed-form upper bound for the tail probability of  $\bar{T}(\Gamma_0 \cdot \mathbf{1}_{\mathcal{I}} + \infty \cdot \mathbf{1}_{\mathcal{I}^c})$  over all possible subset  $\mathcal{I} \subset \{1, 2, \dots, I\}$  with cardinality  $k$ . Moreover, this upper bound is sharp.

**Theorem 2.** Assume that Fisher’s null  $H_0$  holds. For  $1 \leq k \leq I$ , if the true hidden bias at rank  $k$  is bounded by  $\Gamma_0 \in [1, \infty]$ , i.e.,  $\Gamma_{(k)}^* \leq \Gamma_0$ , then  $T$  is stochastically smaller than or equal to  $\bar{T}(\Gamma_0; k) = \bar{T}(\Gamma_0 \cdot \mathbf{1}_{\mathcal{I}_k} + \infty \cdot \mathbf{1}_{\mathcal{I}_k^c})$ , i.e.,  $\mathbb{P}(T \geq c) \leq \mathbb{P}(\bar{T}(\Gamma_0; k) \geq c)$  for  $c \in \mathbb{R}$ , where  $\mathcal{I}_k$  consists of indices of matched pairs with the  $k$  smallest values of  $|q_{i1} - q_{i2}|$ , and

$\bar{T}(\Gamma_0 \cdot \mathbf{1}_{\mathcal{I}_k} + \infty \cdot \mathbf{1}_{\mathcal{I}_k^c}^c)$  is defined as in Theorem 1. Specifically,  $\bar{T}(\Gamma_0; k)$  follows the distribution of  $T = t(\mathbf{Z}, \mathbf{Y}(0))$  in (5) when  $\mathbf{Z} \sim \mathcal{M}(\Gamma_0 \cdot \mathbf{1}_{\mathcal{I}_k} + \infty \cdot \mathbf{1}_{\mathcal{I}_k^c}^c, \mathbf{u})$  with  $u_{i1} = 1 - u_{i2} = \mathbb{1}(q_{i1} \geq q_{i2})$  for all  $i$ .

Theorem 2 is also implied by Rosenbaum (1987, Theorem 3), since the test statistic in (5) for a matched pair study satisfies the decreasing reflection property introduced there. From Theorem 2, the upper bound of the tail probability of  $T$  under  $\Gamma_{(k)}^* \leq \Gamma_0$  is achieved when we make the hidden biases infinitely large for the  $I - k$  matched pairs with the largest absolute differences between  $q_{i1}$  and  $q_{i2}$ , and make the hidden biases  $\Gamma_0$  for the remaining  $k$  pairs. This is intuitive because larger hidden biases for pairs with larger absolute differences can provide more increase for the tail probability of  $T$ .

Theorem 2 immediately provides a valid  $p$ -value under the null  $H_0$  with true hidden biases satisfying  $\Gamma_{(k)}^* \leq \Gamma_0$ , based on which we can test the significance of treatment effects under various upper bounds on the true hidden bias at any rank.

**Corollary 2.** If Fisher's null  $H_0$  holds and the bias at rank  $k$  is bounded by  $\Gamma_0$ , i.e.,  $\Gamma_{(k)}^* \leq \Gamma_0$ , then  $\bar{p}_{\Gamma_0; k} \equiv \bar{G}_{\Gamma_0; k}(T)$  is a valid  $p$ -value, i.e.,  $\mathbb{P}(\bar{p}_{\Gamma_0; k} \leq \alpha) \leq \alpha$  for  $\alpha \in (0, 1)$ , where  $\bar{G}_{\Gamma_0; k}(c) = \mathbb{P}(\bar{T}(\Gamma_0; k) \geq c)$  for all  $c \in \mathbb{R}$  and  $\bar{T}(\Gamma_0; k)$  is defined as in Theorem 2.

**Remark 4.** We emphasize that analyses from Theorem 2 and Corollary 2 do not point to a particular subset of matched pairs. If we are interested in sensitivity analysis that involves constraints on hidden biases for a particular subset of matched pairs, we can apply Theorem 1 and Corollary 1 with pair-specific bounds on hidden biases.

### 3.3. Simultaneous sensitivity analysis for all $\Gamma_{(k)}^*$ 's and $I^*(\Gamma_0)$ 's

From Section 2.4, we can equivalently understand sensitivity analysis as constructing confidence sets for the true hidden bias  $\Gamma^*$  or a certain function of it, e.g., its maximum or quantiles. Assuming that Fisher's null  $H_0$  holds,  $\bar{p}_{\Gamma_0; k}$  in Corollary 2 is indeed a valid  $p$ -value for testing the null hypothesis  $\Gamma_{(k)}^* \leq \Gamma_0 \iff I^*(\Gamma_0) \leq I - k$  regarding the true hidden bias. The standard test inversion can then provide confidence sets for  $\Gamma_{(k)}^*$  and  $I^*(\Gamma_0)$ . Moreover, we can verify that the  $p$ -value  $\bar{p}_{\Gamma_0; k}$  is increasing in  $\Gamma_0$  and decreasing in  $k$ , which simplifies the forms of the confidence sets. We summarize the results below. For simplicity, we define  $\Gamma_{(0)}^* = 1$  and  $\bar{p}_{\Gamma_0; 0} = 1$ , which are intuitive given that  $I^*(\Gamma_0) \leq I$  always holds.

**Corollary 3.** Assume that Fisher's null  $H_0$  holds. (i) For any  $1 \leq k \leq I$  and  $\alpha \in (0, 1)$ , a  $1 - \alpha$  confidence set for  $\Gamma_{(k)}^*$  is  $\{\Gamma_0 \in [1, \infty] : \bar{p}_{\Gamma_0; k} > \alpha\}$ , which is equivalently  $(\hat{\Gamma}_{(k)}, \infty]$  or  $[\hat{\Gamma}_{(k)}, \infty]$  with  $\hat{\Gamma}_{(k)} \equiv \inf\{\Gamma_0 \geq 1 : \bar{p}_{\Gamma_0; k} > \alpha\}$ . (ii) For any  $\Gamma_0 \in \mathbb{R}$  and  $\alpha \in (0, 1)$ , a  $1 - \alpha$

confidence set for  $I^*(\Gamma_0)$  is  $\{I - k : \bar{p}_{\Gamma_0;k} > \alpha, 0 \leq k \leq I\} = \{\hat{I}(\Gamma_0), \hat{I}(\Gamma_0) + 1, \dots, I\}$ , with  $\hat{I}(\Gamma_0) \equiv I - \sup\{k : \bar{p}_{\Gamma_0;k} > \alpha, 0 \leq k \leq I\}$ .

In Corollary 3, the lower confidence limit  $\hat{\Gamma}_{(I)}$  is the same as the threshold reported in the conventional sensitivity analysis, which can be sensitive to extreme hidden biases. The additional results from Corollary 3 on quantiles of hidden biases as well as numbers (or proportions) of pairs with hidden biases exceeding any threshold can provide us more robust causal conclusions. Moreover, as demonstrated below, the sensitivity analysis for all  $\Gamma_{(k)}^*$ 's and  $I^*(\Gamma_0)$ 's are simultaneously valid. Therefore, the additional sensitivity analysis for  $\Gamma_{(k)}^*$ 's with  $k < I$  and  $I^*(\Gamma_0)$ 's is actually a free lunch added to the conventional sensitivity analysis.

Below we explain the simultaneous validity of the confidence intervals in Corollary 3. Assume that Fisher's null hypothesis  $H_0$  holds, and suppose that the true hidden bias  $\Gamma_{(k)}^*$  lies outside the confidence interval  $\{\Gamma_0 \in [1, \infty] : \bar{p}_{\Gamma_0;k} > \alpha\}$  for some  $1 \leq k \leq I$ . This would imply that  $\bar{p}_{\Gamma_{(k)}^*;k} \leq \alpha$  for some  $1 \leq k \leq I$ . By the construction of the  $p$ -value from Theorem 2 and Corollary 2, regardless of the value of  $k$ ,  $\alpha \geq \bar{p}_{\Gamma_{(k)}^*;k}$  must be greater than or equal to the true tail probability of the test statistic  $T$  evaluated at its observed value. This occurs with probability at most  $\alpha$ , due to the validity of usual randomization test. We summarize the results in the theorem below.

**Theorem 3.** Assume Fisher's null  $H_0$  holds. For any  $\alpha \in (0, 1)$ , the intersection of all  $1 - \alpha$  confidence sets for the quantiles of true hidden biases  $\Gamma_{(k)}^*$ 's, viewed as a confidence set for  $\mathbf{\Gamma}^*$ , is the same as that of all  $1 - \alpha$  confidence sets for the  $I^*(\Gamma_0)$ 's. Moreover, it is indeed a  $1 - \alpha$  confidence set with probability at least  $1 - \alpha$  to cover the true hidden bias  $\mathbf{\Gamma}^*$ .

From Theorem 3, in practice, we suggest to conduct sensitivity analysis for all quantiles of hidden biases simultaneously, in addition to the conventional analysis. These additional analyses provide more robust and powerful sensitivity analysis for hidden biases, without any reduction on the confidence level. Specifically, to conclude that a study's conclusion is sensitive to hidden confounding, we need to believe that the quantiles of true hidden biases  $\Gamma_{(k)}^*$ 's are uniformly bounded from below by our derived thresholds  $\hat{\Gamma}_{(k)}$ 's; this can greatly strengthen causal evidences compared to the conventional analysis on the maximum hidden bias. Moreover, the inference results on all  $\Gamma_{(k)}^*$ 's as well as  $I^*(\Gamma_0)$ 's can be easily visualized and interpreted. In particular, we can draw confidence intervals for all  $\Gamma_{(k)}^*$ 's in the same figure, and simply count the number of intervals that does not contain any given threshold  $\Gamma_0$  to get the lower confidence limit for  $I^*(\Gamma_0)$ . We will illustrate this in detail in the later application.

**Remark 5.** Below we give more intuition for the gain from Theorem 3. When performing sensitivity analysis for multiple quantiles of hidden biases, we essentially impose the constraint that, for some  $1 \leq k \leq I$ , the hidden bias at rank  $k$  is bounded by a threshold  $\Gamma_k$ ; noting that the threshold itself can vary with  $k$  as well. Such a constraint on unmeasured confounding is weaker than usual constraints on a single quantile, say the maximum, and can be robust to extreme hidden confounding. Once  $\max_{1 \leq k \leq I} \bar{p}_{\Gamma_k; k} \leq \alpha$ , we will then have stronger evidence for treatment effects.

**Remark 6.** From the alternative understanding of sensitivity analysis explained in Section 2.4, we can equivalently view the  $p$ -value  $\bar{p}_{\mathbf{\Gamma}}$  in Corollary 1 as a valid  $p$ -value for testing whether the true hidden biases satisfy  $\mathbf{\Gamma}^* \preceq \mathbf{\Gamma}$ , assuming that the treatment has no effect. By the standard test inversion, for any  $\alpha \in (0, 1)$ , the set of  $\mathbf{\Gamma} \in [1, \infty]^I$  such that  $\bar{p}_{\mathbf{\Gamma}} > \alpha$  is then a confidence set for  $\mathbf{\Gamma}^*$ . However, such a test inversion is generally computationally infeasible. Besides, the resulting  $I$ -dimensional confidence set may not be easy to understand and interpret. The confidence set we constructed in Theorem 3 is actually a superset of this computationally infeasible one. Importantly, the set in Theorem 3 can be efficiently computed; see the supplementary material for detailed discussion about its computational complexity. Moreover, it can be easily visualized and interpreted; see Section 5 for details.

**Remark 7.** Theorem 3 can also provide lower confidence limits for average hidden biases of form  $\bar{\Gamma}_g^* = g^{-1}(I^{-1} \sum_{i=1}^I g(\Gamma_i^*))$  for any increasing function  $g$ . For example, Hasegawa and Small (2017) and Fogarty and Hasegawa (2019) considered  $g(\Gamma_i^*) = \Gamma_i^*/(1 + \Gamma_i^*)$ . From Theorem 3, under  $H_0$ , a  $1 - \alpha$  lower confidence limit for  $\bar{\Gamma}_g^*$  is  $\hat{\Gamma}_g = g^{-1}(I^{-1} \sum_{k=1}^I g(\hat{\Gamma}_{(k)}))$ . Moreover, such a lower confidence limit is simultaneously valid over arbitrary choices of the increasing function  $g$ .

## 4. Sensitivity Analysis for Matched sets

We now study general matched sets with  $n_i \geq 2$  for all  $i$ . Unlike matched pairs, deriving the exact upper bound for the tail probability of  $T$  under a sensitivity model becomes generally difficult, both theoretically and computationally. We will instead seek asymptotic upper bounds that can lead to asymptotic valid  $p$ -values, utilizing ideas in Gastwirth et al. (2000). We first consider sensitivity models with set-specific bounds on hidden biases, then extend to sensitivity models bounding only a certain quantile of hidden biases, and finally demonstrate the simultaneous validity of sensitivity analyses for all quantiles. For conciseness, we will omit the regularity conditions for asymptotics and relegate them to the supplementary material.



## 4.1. Sensitivity analysis with set-specific bounds on hidden biases

For any  $\mathbf{\Gamma} = (\Gamma_1, \Gamma_2, \dots, \Gamma_I)^\top \in [1, \infty]^I$ , we want to conduct valid test for Fisher's null  $H_0$  under the sensitivity model with hidden biases at most  $\mathbf{\Gamma}$ . We achieve this by seeking an asymptotic upper bound for the tail probability of  $T$  in (5) over all possible assignment mechanisms satisfying  $\mathbf{\Gamma}^* \preceq \mathbf{\Gamma}$ . Intuitively, the test statistic  $T = \sum_{i=1}^I T_i$ , as a summation of  $I$  independent random variables, is asymptotically Gaussian with mean  $\mathbb{E}(T) = \sum_{i=1}^I \mathbb{E}(T_i)$  and variance  $\text{Var}(T) = \sum_{i=1}^I \text{Var}(T_i)$  as  $I \rightarrow \infty$ . For any  $c$  no less than the maximum possible value of  $\mathbb{E}(T)$ , the Gaussian approximation of  $\mathbb{P}(T \geq c)$  is increasing in both mean  $\mathbb{E}(T)$  and variance  $\text{Var}(T)$ . Moreover, because the mean  $\mathbb{E}(T)$  generally increases much faster (usually at the order of  $I$ ) compared to the standard deviation  $\sqrt{\text{Var}(T)}$  (usually at the order of  $\sqrt{I}$ ), it is more important to maximize the mean. Specifically, we should first maximize  $\mathbb{E}(T)$ , and then maximize  $\text{Var}(T)$  given that the mean has been maximized:

$$\mu(\mathbf{\Gamma}) \equiv \max_{\mathbf{u} \in [0, 1]^N} \mathbb{E}_{\mathbf{Z} \sim \mathcal{M}(\mathbf{\Gamma}, \mathbf{u})} \{t(\mathbf{Z}, \mathbf{Y}(0))\}, \quad \sigma^2(\mathbf{\Gamma}) \equiv \max_{\mathbf{u} \in \mathcal{U}} \text{Var}_{\mathbf{Z} \sim \mathcal{M}(\mathbf{\Gamma}, \mathbf{u})} \{t(\mathbf{Z}, \mathbf{Y}(0))\}, \quad (6)$$

where  $\mathcal{U} = \{\mathbf{u} \in [0, 1]^N : \mathbb{E}_{\mathbf{Z} \sim \mathcal{M}(\mathbf{\Gamma}, \mathbf{u})} \{t(\mathbf{Z}, \mathbf{Y}(0))\} = \mu(\mathbf{\Gamma})\}$  contains the maximizer for the mean maximization. By the mutual independence of assignments across matched sets, it suffices to consider each matched set  $i$  separately. That is, we want to maximize  $\mathbb{E}(T_i)$  as well as  $\text{Var}(T_i)$  given that  $\mathbb{E}(T_i)$  is maximized, under the constraint that  $\Gamma_i^* \leq \Gamma_i$ . From Gastwirth et al. (2000), such an optimization has an almost closed-form solution, requiring only searching over  $n_i - 1$  possible configurations of the hidden confounding; see the supplementary material for details. Let  $\mu_i(\Gamma_i)$  and  $v_i^2(\Gamma_i)$  denote the resulting maximum mean and variance of  $T_i$ . We can then efficiently compute (6) by  $\mu(\mathbf{\Gamma}) = \sum_{i=1}^I \mu_i(\Gamma_i)$  and  $\sigma^2(\mathbf{\Gamma}) = \sum_{i=1}^I v_i^2(\Gamma_i)$ .

The theorem below summarizes the asymptotic upper bound for the tail probability of  $T$  under  $H_0$  and the sensitivity model with hidden biases at most  $\mathbf{\Gamma}$ . Let  $\Phi(\cdot)$  denote the standard Gaussian distribution function.

**Theorem 4.** Assume Fisher's null  $H_0$  holds. If the true hidden bias  $\mathbf{\Gamma}^*$  for all sets is bounded by  $\mathbf{\Gamma} \in [1, \infty]^I$ , i.e.,  $\mathbf{\Gamma}^* \preceq \mathbf{\Gamma}$ , and certain regularity conditions hold, then for any  $c \geq 0$ ,

$$\limsup_{I \rightarrow \infty} \mathbb{P}\{T \geq \mu(\mathbf{\Gamma}) + c\sigma(\mathbf{\Gamma})\} \leq \mathbb{P}\{\tilde{T}(\mathbf{\Gamma}) \geq \mu(\mathbf{\Gamma}) + c\sigma(\mathbf{\Gamma})\} = 1 - \Phi(c),$$

where  $\tilde{T}(\mathbf{\Gamma}) \sim \mathcal{N}(\mu(\mathbf{\Gamma}), \sigma^2(\mathbf{\Gamma}))$  with mean and variance defined as in (6).

Theorem 4 generalizes Gastwirth et al. (2000), who considered the special case where  $\mathbf{\Gamma} = \Gamma_0 \mathbf{1}$  for some  $\Gamma_0 \geq 1$ , and imposes weaker regularity conditions; see the supplementary

material for details. Moreover, analogous to Remark 2, Theorem 4 allows some elements of  $\Gamma$  to be infinite, which is important for the later study on quantiles of hidden biases.

From Theorem 4, we can then obtain an asymptotic valid  $p$ -value for testing  $H_0$  under the constraint that  $\Gamma^* \preceq \Gamma$ ; see the supplementary material for details.

## 4.2. Sensitivity analysis for quantiles of hidden biases

We now consider sensitivity analysis assuming that the hidden bias at rank  $k$  is bounded by a certain  $\Gamma_0 \geq 1$ , i.e.,  $\Gamma_{(k)}^* \leq \Gamma_0$ . Below we intuitively explain how to find an asymptotic upper bound for the tail probability of  $T$  under a sensitivity model with hidden bias at rank  $k$  bounded by  $\Gamma_0$ . First, by the same logic as in Section 3.2, it suffices to consider sensitivity models with hidden biases at most  $\Gamma_0 \cdot \mathbf{1}_{\mathcal{I}} + \infty \cdot \mathbf{1}_{\mathcal{I}^c}$ , for all possible subsets  $\mathcal{I} \subset \{1, 2, \dots, I\}$  with cardinality  $k$ . In particular, we can use Theorem 4 to construct an asymptotic upper bound for  $T$  at any given  $\mathcal{I}$ , and then search over all possible  $\mathcal{I}$ ; the latter can be challenging.

Second, as in Section 4.1, we use Gaussian approximation to find the optimal  $\mathcal{I}$ . For each  $1 \leq i \leq I$ , we sort the  $q_{ij}$ 's for matched set  $i$  in an increasing way:  $q_{i(1)} \leq q_{i(2)} \leq \dots \leq q_{i(n_i)}$ . Define

$$\mu(\Gamma_0; \mathcal{I}) = \mu\left(\Gamma_0 \cdot \mathbf{1}_{\mathcal{I}} + \infty \cdot \mathbf{1}_{\mathcal{I}^c}\right) = \sum_{i \in \mathcal{I}} \mu_i(\Gamma_0) + \sum_{i \notin \mathcal{I}} \mu_i(\infty) = \sum_{i \in \mathcal{I}} \mu_i(\Gamma_0) + \sum_{i \notin \mathcal{I}} q_{i(n_i)}, \quad (7)$$

$$\sigma^2(\Gamma_0; \mathcal{I}) = \sigma^2\left(\Gamma_0 \cdot \mathbf{1}_{\mathcal{I}} + \infty \cdot \mathbf{1}_{\mathcal{I}^c}\right) = \sum_{i \in \mathcal{I}} v_i^2(\Gamma_0) + \sum_{i \notin \mathcal{I}} v_i^2(\infty) = \sum_{i \in \mathcal{I}} v_i^2(\Gamma_0), \quad (8)$$

where  $\mu(\cdot)$ ,  $\sigma^2(\cdot)$ ,  $\mu_i(\cdot)$  and  $v_i^2(\cdot)$  are defined as in Section 4.1. Note that when the hidden bias for a matched set  $i$  is allowed to be infinity, the maximum mean of  $T_i$  is achieved when  $T_i$  is constant  $q_{i(n_i)}$ . This implies that  $\mu_i(\infty) = q_{i(n_i)}$  and  $v_i^2(\infty) = 0$ , and illustrates the last equalities in (7) and (8). We then consider the following maximization over the set  $\mathcal{I}$  with cardinality  $k$ :

$$\mu(\Gamma_0; k) = \max_{\mathcal{I}: |\mathcal{I}|=k} \mu(\Gamma_0; \mathcal{I}), \quad \sigma^2(\Gamma_0; k) = \max_{\mathcal{I}: |\mathcal{I}|=k, \mu(\Gamma_0; \mathcal{I})=\mu(\Gamma_0; k)} \sigma^2(\Gamma_0; \mathcal{I}). \quad (9)$$

Note that (9) essentially gives the maximum mean and variance (given that mean is maximized) of  $T$  over all possible assignment mechanisms satisfying  $\Gamma_{(k)}^* \leq \Gamma_0$ . Fortunately, the optimal  $\mathcal{I}$  for (9) has a closed-form solution. Specifically, we rank the  $I$  matched sets based on the values of  $\mu_i(\infty) - \mu_i(\Gamma_0)$  for all  $i$ . Moreover, we rank ties based on their values of  $v_i^2(\Gamma_0)$ , where set with smaller  $v_i^2(\Gamma_0)$  has a larger rank. Let  $\mathcal{I}_{\Gamma_0; k}$  denote the set of indices of matched sets with the  $k$  smallest ranks. We can verify that  $\mathcal{I}_{\Gamma_0; k}$  is the maximizer for (9).

The theorem below shows the asymptotic validity of the above Gaussian upper bound.

**Theorem 5.** Assume Fisher’s null  $H_0$  holds. If the true hidden bias at rank  $k$  is bounded by  $\Gamma_0 \in [1, \infty)$ , i.e.,  $\Gamma_{(k)}^* \leq \Gamma_0$ , and certain regularity conditions hold, then for any  $c \geq 0$ ,

$$\limsup_{I \rightarrow \infty} \mathbb{P} \{T \geq \mu(\Gamma_0; k) + c\sigma(\Gamma_0; k)\} \leq \mathbb{P} \left\{ \tilde{T}(\Gamma_0; k) \geq \mu(\Gamma_0; k) + c\sigma(\Gamma_0; k) \right\} = 1 - \Phi(c),$$

where  $\tilde{T}(\Gamma_0; k) \sim \mathcal{N}(\mu(\Gamma_0; k), \sigma^2(\Gamma_0; k))$  with mean and variance defined as in (9).

From Theorem 5, we can immediately obtain an asymptotic valid  $p$ -value for testing  $H_0$  under the constraint that  $\Gamma_{(k)}^* \leq \Gamma_0$ ; see the supplementary material for details.

### 4.3. Simultaneous sensitivity analysis for all $\Gamma_{(k)}^*$ ’s and $I^*(\Gamma_0)$ ’s

From Section 2.4 and analogous to Section 3.3, we can equivalently understand sensitivity analyses as inferring true hidden biases assuming Fisher’s null, and we can utilize the asymptotic valid  $p$ -value from Section 4.2 to construct large-sample confidence sets for the quantiles of hidden biases  $\Gamma_{(k)}$ ’s as well as  $I^*(\Gamma_0)$ ’s. Importantly, these confidence sets will be simultaneously valid, and the intuition is similar to that in Section 3.3. For conciseness, we relegate the details to the supplementary material.

## 5. Effect of Smoking on Blood Cadmium and Lead Levels

We apply and illustrate our method by evaluating the effect of smoking on the amount of cadmium and lead in the blood, using the 2005–2006 National Health and Nutrition Examination Survey. We use the optimal matching in Yu and Rosenbaum (2019), taking into account gender, age, race, education level, household income level and body mass index, and construct a matched comparison with 512 matched sets, each of which contains one daily smoker and two nonsmokers. For details on matching, see the supplementary material.

We now apply our method to conduct sensitivity analysis for quantiles of hidden biases. We use the difference-in-means as the test statistic; as shown in the supplementary material, such a sensitivity analysis is not only valid for Fisher’s null of no effect, but also valid for the bounded null that smoking would not increase the level of cadmium or lead. In the following, we will focus on interpretation based on the bounded null hypothesis.

Figure 1(a) and (b) show the 95% lower confidence limits for all quantiles of hidden biases with cadmium and lead as the outcome, respectively, assuming that smoking would not increase the blood cadmium or lead level. From Figure 1(a), the causal effect of

smoking on cadmium is quite insensitive to unmeasured confounding. Similar to Section 1.3, assuming that smoking would not increase the blood cadmium level, then we are 95% confident that the 1st, 52nd, 154th, 256th and 359th largest hidden biases must be greater than 82.44, 72.52, 46.90, 26.88, and 11.66, respectively. Equivalently, there is at least one, 10%, 30%, 50% and 70% of matched sets having hidden biases greater than 82.44, 72.52, 46.90, 26.88, and 11.66, respectively. From Remark 7, the 95% lower confidence limits for the average hidden biases  $\bar{\Gamma}_g^*$  with  $g(x)$  equal to  $x$ ,  $\log(x)$  and  $x/(1+x)$  are, respectively, 32.18, 17.73 and 8.33. If we doubt any of these confidence statements, then the bounded null is not likely to hold, suggesting that smoking may increase blood cadmium levels for some units. Note that these confidence statements require a huge amount of hidden biases in a substantial proportion of matched sets, which are not likely after matching for the observed confounding. We believe that daily smoking has a significant non-zero causal effect on the blood cadmium amount, which is insensitive to unmeasured confounding.

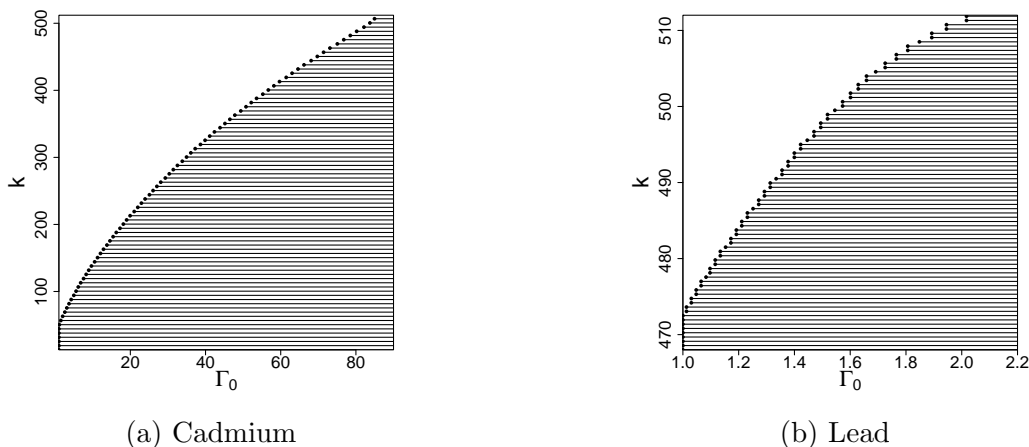


Figure 1: 95% lower confidence limits for the hidden biases from the 512 matched sets, assuming smoking has no effect on cadmium (for (a)) or lead (for (b)).

From Figure 1(b), the effect of smoking on lead is moderately insensitive to unmeasured confounding, although much less robust than that for cadmium. Specifically, assuming that smoking would not increase the lead level, the 1st and 26th largest hidden biases must be greater than 2.01 and 1.25, respectively, implying that at least one and 5% of matched sets have hidden biases greater than 2.01 and 1.25. If we think unmeasured confounding of such strength could not happen, then the causal effect of smoking on lead should be significant, with the conclusion being insensitive to moderate amount of unmeasured confounding.

## 6. Conclusion and Discussion

We generalize conventional sensitivity analysis for the maximum hidden bias to that for quantiles of hidden biases. We demonstrate that the proposed sensitivity analysis for all quantiles of hidden biases is simultaneously valid and is thus a free lunch added to the conventional analysis. Furthermore, in the supplementary material, we show that the proposed sensitivity analysis (including the conventional one) also works for the more general bounded null hypotheses on treatment effects, as long as the test statistic enjoys certain properties (Caughey et al. 2023).

The proposed approach extends straightforwardly to arbitrary sharp and bounded null hypotheses; see the supplementary material for details. By inverting tests for a sequence of null hypotheses with various constant effects, we can obtain interval estimates for constant treatment effects under sensitivity models with bounds on quantiles of hidden biases. Such confidence intervals, compared to conventional ones with bounds on the maximum hidden bias, can provide more robust causal conclusions. Analogously, by inverting tests for a sequence of bounded null hypotheses, we can obtain interval estimates for the maximum (or minimum) individual effects under sensitivity models with bounds on quantiles of hidden biases. It will be interesting to further extend this framework to conduct robust sensitivity analysis for more general weak null hypotheses about, e.g., average effects or effect quantiles (Fogarty 2020; Caughey et al. 2023; Su and Li 2023; Chen et al. 2024; Chen and Li 2024). We leave them for future study.

Determining plausible amounts of hidden biases in a study is an important while challenging problem for most sensitivity analysis approaches. This task typically requires domain knowledge and careful consideration of adjusted pretreatment covariates. Rosenbaum and Silber (2009) has proposed a two-parameter model for interpreting hidden biases, where a magnitude of 1.5 corresponds to an unobserved confounding that doubles the odds of treatment and increases the odds of a positive pair difference in responses by a factor of 4; see Rosenbaum (2017, Chapter 9) for more details. In addition, empirical studies can also provide some reference for assessing the sensitivity of a study’s conclusion. For example, as discussed in Rosenbaum (2005), the study on the effects of diethylstilbestrol (Herbst et al. 1971) becomes sensitive when  $\Gamma_{(I)}^*$  exceeds 7, while the study on the effects of coffee (Jick et al. 1973) becomes sensitive when  $\Gamma_{(I)}^*$  exceeds 1.3. Further research is needed to investigate our proposed sensitivity analyses, particularly with respect to specific empirical studies and their general interpretation.

In the paper we focused on Rosenbaum’s sensitivity analysis for matched observational studies. There has been growing interest on the marginal sensitivity analysis model for

inverse probability weighting estimation of treatment effects (Zhao et al. 2019; Dorn and Guo 2023; Tan 2024). The marginal sensitivity analysis model also imposes a uniform bound on the strength of unmeasured confounding across all units, and thus faces the same critique discussed in Section 1.2. To address this limitation, Zhang and Zhao (2022) recently proposed a sensitivity analysis based on the average strength of unmeasured confounding. It will be interesting to extend our sensitivity analysis for quantiles of unmeasured confounding strength to this context, and we leave it for future study.

## Supplementary Material

The supplementary material contains additional details for the asymptotic sensitivity analysis, the proofs for all theorems, corollaries and propositions, and a broader justification of the proposed sensitivity analysis (including the conventional one) for testing bounded null hypotheses. It also contains discussion on computational complexity of the proposed algorithms and simulation studies for the validity and power of the proposed approach. An R package for implementing the proposed sensitivity analysis is available at <https://github.com/dongxiao-wu/sensitivityq>.

## Acknowledgement

We thank the Editor, the Associate Editor, and the reviewers for insightful and constructive comments.

## Funding

X. L. is partly supported by the National Science Foundation under grant DMS-2400961.

## REFERENCES

- H. An, J. Sung, J. Lee, C. S. Sim, S. H. Kim, and Y. Kim. The association between cadmium and lead exposure and blood pressure among workers of a smelting industry: a cross-sectional study. *Annals of occupational and environmental medicine*, 29(1):1–8, 2017.
- M. Blum, R. W. Floyd, V. R. Pratt, R. L. Rivest, and R. E Tarjan. Time bounds for selection. *Journal of Computer and System Sciences*, pages 448–461, 1973.

- D. Caughey, A. Dafoe, X. Li, and L. Miratrix. Randomisation inference beyond the sharp null: bounded null hypotheses and quantiles of individual treatment effects. *Journal of the Royal Statistical Society Series B: Statistical Methodology*, 85:1471–1491, 2023.
- Z. Chen and X. Li. Enhanced inference for distributions and quantiles of individual treatment effects in various experiments. *arXiv preprint arXiv:2407.13261*, 2024.
- Z. Chen, X. Li, and B. Zhang. The role of randomization inference in unraveling individual treatment effects in early phase vaccine trials. *Statistical Communications in Infectious Diseases*, 16:20240001, 2024.
- J. Cornfield, W. Haenszel, E. C. Hammond, A. M. Lilienfeld, M. B. Shimkin, and E. L. Wynder. Smoking and lung cancer: recent evidence and a discussion of some questions. *Journal of the National Cancer institute*, 22:173–203, 1959.
- P. Ding and F. Li. Causal Inference: A Missing Data Perspective. *Statistical Science*, 33: 214–237, 2018.
- P. Ding and T. J. VanderWeele. Generalized Cornfield conditions for the risk difference. *Biometrika*, 101:971–977, 2014.
- P. Ding and T. J. VanderWeele. Sensitivity analysis without assumptions. *Epidemiology (Cambridge, Mass.)*, 27:368–377, 2016.
- J. Dorn and K. Guo. Sharp sensitivity analysis for inverse propensity weighting via quantile balancing. *Journal of the American Statistical Association*, 118:2645–2657, 2023.
- R. Durrett. *Probability: theory and examples*. Cambridge university press, 2010.
- T. S. Ferguson. *A course in large sample theory*. Routledge, 2017.
- R. A. Fisher. *Design of Experiments*. Oliver and Boyd, Edinburgh, 1935.
- C. B. Fogarty. Studentized sensitivity analysis for the sample average treatment effect in paired observational studies. *Journal of the American Statistical Association*, 115:1518–1530, 2020.
- C. B. Fogarty and R. B. Hasegawa. Extended sensitivity analysis for heterogeneous unmeasured confounding with an application to sibling studies of returns to education. *The Annals of Applied Statistics*, 13:767 – 796, 2019.

- A. M. Franks, A. D’Amour, and A. Feller. Flexible sensitivity analysis for observational studies without observable implications. *Journal of the American Statistical Association*, 115:1730–1746, 2020.
- J. L. Gastwirth, A. M. Krieger, and P. R. Rosenbaum. Asymptotic separability in sensitivity analysis. *Journal of the Royal Statistical Society: Series B*, 62:545–555, 2000.
- R. Hasegawa and D. Small. Sensitivity analysis for matched pair analysis of binary data: From worst case to average case analysis. *Biometrics*, 73:1424–1432, 2017.
- S. Heng and D. S. Small. Sharpening the rosenbaum sensitivity bounds to address concerns about interactions between observed and unobserved covariates. *Statistica Sinica*, 31: 2331–2353, 2021.
- A. Herbst, H. Ulfelder, and D. Poskanzer. Adenocarcinoma of the vagina: Association of maternal stilbestrol therapy with tumor appearance in young women. *New England Journal of Medicine*, 284:878–881, 1971.
- M. A. Hernán and J. M. Robins. *Causal inference: what if*. Chapman & Hall/CRC, 2020.
- G. W. Imbens. Sensitivity to exogeneity assumptions in program evaluation. *American Economic Review*, 93:126–132, May 2003.
- G. W. Imbens and D. B. Rubin. *Causal Inference in Statistics, Social, and Biomedical Sciences: An Introduction*. Cambridge University Press, New York, 2015.
- H. Jick, O. Miettinen, R. Neff, H. Jick, O. S. Miettinen, R. K. Neff, S. Shapiro, O. P. Heinonen, and D. Slone. Coffee and myocardial infarction. *New England Journal of Medicine*, 289(63–77), 1973.
- X. Li. Sensitivity analysis for observational studies with flexible matched designs. *arXiv preprint arXiv:2411.10623*, 2024.
- X. Li and P. Ding. General forms of finite population central limit theorems with applications to causal inference. *Journal of the American statistical Association*, 112:1759–1769, 2017.
- W. Liu, S. J. Kuramoto, and E. A. Stuart. An introduction to sensitivity analysis for unobserved confounding in nonexperimental prevention research. *Prevention science*, 14: 570–580, 2013.
- J. Neyman. On the application of probability theory to agricultural experiments. essay on principles. section 9. *Roczniki Nauk Rolniczych, Tom X*, pages 1–51, 1923.



- C. Oh, I. Oh, J. Lee, Y. Park, B. Choe, T. Yoon, and J. Choi. Blood cadmium levels are associated with a decline in lung function in males. *Environmental research*, 132:119–125, 2014.
- N. E. Pashley, G. W. Basse, and L. W. Miratrix. Conditional as-if analyses in randomized experiments. *Journal of Causal Inference*, 9:264–284, 2021.
- S. D. Pimentel and Y. Huang. Covariate-adaptive randomization inference in matched designs. *Journal of the Royal Statistical Society Series B: Statistical Methodology*, 86:1312–1338, 2024.
- R Core Team. *R: A Language and Environment for Statistical Computing*. R Foundation for Statistical Computing, Vienna, Austria, 2013. URL <http://www.R-project.org/>.
- A. Richardson, M. G. Hudgens, P. B. Gilbert, and J. P. Fine. Nonparametric Bounds and Sensitivity Analysis of Treatment Effects. *Statistical Science*, 29:596–618, 2014.
- J. M. Robins, A. Rotnitzky, and D. O. Scharfstein. Sensitivity analysis for selection bias and unmeasured confounding in missing data and causal inference models. In M. E. Halloran and D. Berry, editors, *Statistical Models in Epidemiology, the Environment, and Clinical Trials*, pages 1–94. Springer New York, 2000.
- P. R. Rosenbaum. Sensitivity analysis for certain permutation inferences in matched observational studies. *Biometrika*, 74:13–26, 1987.
- P. R. Rosenbaum. *Observational Studies*. Springer, New York, 2 edition, 2002.
- P. R. Rosenbaum. Sensitivity analysis in observational studies. *Encyclopedia of statistics in behavioral science*, 2005.
- P. R. Rosenbaum. Sensitivity analysis for m-estimates, tests, and confidence intervals in matched observational studies. *Biometrics*, 63:456–464, 2007.
- P. R. Rosenbaum. *Design of observational studies*. Springer, 2010.
- P. R. Rosenbaum. *Observation and experiment: An introduction to causal inference*. Harvard University Press, 2017.
- P. R. Rosenbaum and D. B. Rubin. Assessing sensitivity to an unobserved binary covariate in an observational study with binary outcome. *Journal of the Royal Statistical Society. Series B (Methodological)*, 45:212–218, 1983.

- P. R. Rosenbaum and J. H. Silber. Amplification of sensitivity analysis in matched observational studies. *Journal of the American Statistical Association*, 104:1398–1405, 2009.
- D. B. Rubin. Estimating causal effects of treatments in randomized and nonrandomized studies. *Journal of Educational Psychology*, 66(5):688–701, 1974.
- D. B. Rubin. Randomization analysis of experimental data: The fisher randomization test: Comment. *Journal of the American Statistical Association*, 75(371):591–593, 1980.
- L. Shi and X. Li. Some theoretical foundations for the design and analysis of randomized experiments. *Journal of Causal Inference*, 12:20230067, 2024.
- J. Staessen, CJ Bulpitt, H. Roels, A. Bernard, R. Fagard, J. V. Joossens, R. Lauwerys, P. Lijnen, and A. Amery. Urinary cadmium and lead concentrations and their relation to blood pressure in a population with low exposure. *Occupational and Environmental Medicine*, 41(2):241–248, 1984.
- Y. Su and X. Li. Treatment effect quantiles in stratified randomized experiments and matched observational studies. *Biometrika*, 111:235–254, 2023.
- Z. Tan. Model-assisted sensitivity analysis for treatment effects under unmeasured confounding via regularized calibrated estimation. *Journal of the Royal Statistical Society Series B: Statistical Methodology*, 86:1339–1363, 2024.
- R. Yu. *bimatch: Making Optimal Matching Size-Scalable Using Optimal Calipers*, 2020. URL <https://CRAN.R-project.org/package=bimatch>. R package version 0.6.2.
- R. Yu and P. R. Rosenbaum. Directional penalties for optimal matching in observational studies. *Biometrics*, 75:1380–1390, 2019.
- Y. Zhang and Q. Zhao.  $L^\infty$  - and  $L^2$  - sensitivity analysis for causal inference with unmeasured confounding. *arXiv preprint arXiv:2211.04697*, 2022.
- Q. Zhao. On sensitivity value of pair-matched observational studies. *Journal of the American Statistical Association*, 114:713–722, 2019.
- Q. Zhao, D. S. Small, and B. B. Bhattacharya. Sensitivity analysis for inverse probability weighting estimators via the percentile bootstrap. *Journal of the Royal Statistical Society: Series B (Statistical Methodology)*, 81:735–761, 2019.

# Supplementary Material

Appendix A1 gives further details for the simultaneous sensitivity analysis in Section 3.3. Appendix A2 gives additional details for the proposed sensitivity analysis in Section 4. Appendix A3 extends the proposed sensitivity analysis to bounded null hypotheses. Appendix A4 discusses the computational complexity of the proposed sensitivity analysis. Appendix A5 contains the proofs of Theorem 1 and Corollary 1. Appendix A6 contains the proofs of Theorem 2 and Corollary 2. Appendix A7 contains the proofs of Corollary 3 and Theorem 3. Appendix A8 contains the proofs of Theorem 4 and Corollary A1. Appendix A9 contains the proofs of Theorem 5 and Corollary A2. Appendix A10 contains the proofs of Corollary A3 and Theorem A1 in Appendix A2.3. Appendix A11 contains the proofs of Theorems A2 and A3 in Appendix A3.1. Appendix A12 contains the proofs of Theorems A4 and A5 in Appendix A3.2. Appendix A13 contains the technical details for Remark 1. Appendix A14 contains simulation studies. Appendix A15 contains the details of matching for the smoking dataset.

## A1. Additional details for sensitivity analysis of matched pairs

We give more details for the simultaneous sensitivity analysis of matched pairs in Section 3.3. Specifically, we show that the confidence sets for  $\Gamma_{(k)}^*$ 's and  $I^*(\Gamma_0)$ 's can be equivalently viewed as  $I$ -dimensional confidence sets for the true hidden bias vector  $\mathbf{\Gamma}^*$ , and their intersections over all  $k$  and  $\Gamma_0$ , respectively, are the same. These supplement Theorem 3 in the main paper.

Define  $\mathcal{S}_{\Gamma_0;k} = \{\mathbf{\Gamma} \in [1, \infty]^I : \Gamma_{(k)} \leq \Gamma_0\} = \{\mathbf{\Gamma} \in \mathbb{R}^I : \mathbb{1}(\Gamma_i > \Gamma_0) \leq I - k\}$  as the set of possible values of  $\mathbf{\Gamma}^*$  under the constraint  $\Gamma_{(k)}^* \leq \Gamma_0 \iff I^*(\Gamma_0) \leq I - k$ , where  $\Gamma_{(k)}$  denotes the coordinate of  $\mathbf{\Gamma}$  at rank  $k$ . For  $1 \leq k \leq I$  and  $\alpha \in (0, 1)$ , we can verify that the  $1 - \alpha$  confidence set for  $\Gamma_{(k)}^*$  has the following equivalent form as a confidence set for  $\mathbf{\Gamma}^*$ :

$$\Gamma_{(k)}^* \in \{\Gamma_0 \geq 1 : \bar{p}_{\Gamma_0;k} > \alpha\} \iff \mathbf{\Gamma}^* \in \bigcap_{\Gamma_0: \bar{p}_{\Gamma_0;k} \leq \alpha} \mathcal{S}_{\Gamma_0;k}^c,$$

where  $\mathcal{S}_{\Gamma_0;k}^c = [1, \infty]^I \setminus \mathcal{S}_{\Gamma_0;k}$ . Analogously, for any  $\Gamma_0 \geq 1$  and  $\alpha \in (0, 1)$ , the  $1 - \alpha$  confidence

set for  $I^*(\Gamma_0)$  has the following equivalent form as a confidence set for  $\Gamma^*$ :

$$I^*(\Gamma_0) \in \{I - k : \bar{p}_{\Gamma_0;k} > \alpha, 0 \leq k \leq I\} \iff \Gamma^* \in \bigcap_{k: \bar{p}_{\Gamma_0;k} \leq \alpha} \mathcal{S}_{\Gamma_0;k}^c$$

It is then immediate that, for any  $\alpha \in (0, 1)$ , the intersection of all confidence sets for  $\Gamma_{(k)}^*$ 's over  $1 \leq k \leq K$  is the same as that of all confidence sets for  $I^*(\Gamma_0)$ 's over all  $\Gamma_0 \geq 1$ , and it has the following equivalent forms:

$$\bigcap_{k=1}^n \bigcap_{\Gamma_0: \bar{p}_{\Gamma_0;k} \leq \alpha} \mathcal{S}_{\Gamma_0;k}^c = \bigcap_{\Gamma_0 \geq 1} \bigcap_{k: \bar{p}_{\Gamma_0;k} \leq \alpha} \mathcal{S}_{\Gamma_0;k}^c = \bigcap_{\Gamma_0, k: \bar{p}_{\Gamma_0;k} \leq \alpha} \mathcal{S}_{\Gamma_0;k}^c. \quad (\text{A1})$$

Importantly, as shown in Theorem 3, the set in (A1) is indeed a  $1 - \alpha$  confidence set for  $\Gamma^*$ , indicating the simultaneous validity of the confidence sets in Corollary 3.

## A2. Additional details for sensitivity analysis of matched sets

As discussed in Section 4, finite-sample exact sensitivity analysis becomes challenging for matched sets with  $n_i \geq 2$ , and we instead invoke finite population asymptotic analysis (Li and Ding 2017; Shi and Li 2024). Specifically, we will embed the  $I$  matched sets into a sequence of matched studies with increasing number of sets, and consider asymptotically valid inference as the number of sets  $I$  goes to infinity. Throughout this section, we give additional details for Section 4, including regularity conditions guaranteeing the validity of the asymptotic sensitivity analyses.

### A2.1. Sensitivity analysis with set-specific bounds on hidden biases

#### A2.1.1. Choice of the test statistic

Rosenbaum (2007) suggested to use m-statistic with  $q_{ij} = n_i^{-1} \sum_{l=1}^{n_i} \psi((Y_{ij}(0) - Y_{il}(0))/s)$ , where  $\psi(y) = \text{sign}(y) \cdot \kappa \cdot \min[1, \max\{0, (|y| - \iota)/(\kappa - \iota)\}]$  is an odd function with truncation at  $\kappa$  and inner trimming at  $\iota$ ,  $s$  is the median of all the absolute pairwise differences  $|Y_{ij}(0) - Y_{ik}(0)|$ 's for all  $i$  and  $j \neq k$ . When there is no truncation and inner trimming, i.e.,  $\kappa = \infty$  and  $\iota = 0$ , the scaling term  $s$  no longer matters, and the m-statistic reduces to a certain weighted difference-in-means statistic; see (A6).

### A2.1.2. Additional details for computation

We discuss how to compute  $\mu_i(\Gamma_i)$  and  $v_i^2(\Gamma_i)$  for each matched set  $i$  given that the hidden bias for this set is bounded by  $\Gamma_i$ , using the algorithm proposed by Gastwirth et al. (2000). We sort the  $q_{ij}$ 's for matched set  $i$  in an increasing way:  $q_{i(1)} \leq q_{i(2)} \leq \dots \leq q_{i(n_i)}$ , and, for  $1 \leq a \leq n_i - 1$ , define

$$\mu_{ia}(\Gamma_i) = \frac{\sum_{j=1}^a q_{i(j)} + \Gamma_i \sum_{j=a+1}^{n_i} q_{i(j)}}{a + \Gamma_i(n_i - a)}, \quad v_{ia}^2(\Gamma_i) = \frac{\sum_{j=1}^a q_{i(j)}^2 + \Gamma_i \sum_{j=a+1}^{n_i} q_{i(j)}^2}{a + \Gamma_i(n_i - a)} - \{\mu_{ia}(\Gamma_i)\}^2.$$

Then under the constraint that  $\Gamma_i^* \leq \Gamma_i$ , the maximum mean of  $T_i$  and its maximum variance given its mean is maximized have the following forms:

$$\mu_i(\Gamma_i) = \max_{a \in \{1, 2, \dots, n_i - 1\}} \mu_{ia}(\Gamma_i), \quad v_i^2(\Gamma_i) = \max_{a: u_{ia}(\Gamma_i) = u_i(\Gamma_i)} v_{ia}^2(\Gamma_i), \quad (1 \leq i \leq I). \quad (\text{A2})$$

### A2.1.3. Details for regularity conditions

We introduce the regularity conditions for justifying the asymptotic upper bound of  $T$  using the Gaussian distribution with mean  $\mu(\mathbf{\Gamma})$  and variance  $\sigma^2(\mathbf{\Gamma})$ , under the sensitivity model with hidden biases at most  $\mathbf{\Gamma}$ , as studied in Section 4.1 of the main paper. We consider first the asymptotic Gaussianity for the true distribution of  $T$ . Recall that each set  $i$  has  $n_i$  units, and the corresponding test statistic  $T_i$  takes value in  $\{q_{i1}, \dots, q_{in_i}\}$ . Let  $R_i = \max_j q_{ij} - \min_j q_{ij}$  be the range of  $T_i$ . The following regularity condition, motivated by the Lindeberg's condition, ensures the asymptotic Gaussianity of the true distribution of  $T$ .

**Condition A1.** As  $I \rightarrow \infty$ ,  $(\max_{1 \leq i \leq I} R_i^2) / \{\sum_{i=1}^I R_i^2 / (n_i \Gamma_i^*)^3\} \rightarrow 0$ .

We consider then the asymptotic upper bound for the tail probability of  $T$ . For each matched set  $i$ , let  $\mu_i$  and  $v_i^2$  denote the true mean and variance of  $T_i$ . Recall that  $\mu_i(\Gamma_i)$  and  $v_i^2(\Gamma_i)$  in (A2) are the maximum mean and variance (given mean is maximized) of  $T_i$  when the hidden bias for set  $i$  is bounded by  $\Gamma_i$ . For any  $\mathbf{\Gamma} = (\Gamma_1, \Gamma_2, \dots, \Gamma_I) \in [0, 1]^I$ , we introduce  $\mathcal{A}_{\mathbf{\Gamma}} = \{i : v_i^2 > v_i^2(\Gamma_i), 1 \leq i \leq I\}$  to be the set of indices for matched sets whose true variances are greater than the maximized variances, and  $\Delta_{\mu}(\mathbf{\Gamma}) = |\mathcal{A}_{\mathbf{\Gamma}}|^{-1} \sum_{i \in \mathcal{A}_{\mathbf{\Gamma}}} \{\mu_i(\Gamma_i) - \mu_i\}$  and  $\Delta_{v^2}(\mathbf{\Gamma}) = |\mathcal{A}_{\mathbf{\Gamma}}|^{-1} \sum_{i \in \mathcal{A}_{\mathbf{\Gamma}}} \{v_i^2 - v_i^2(\Gamma_i)\}$  to denote the average differences between true and maximized means and variances of the  $T_i$ 's for matched sets in  $\mathcal{A}_{\mathbf{\Gamma}}$ . By definition, if the true hidden biases are indeed bounded by  $\mathbf{\Gamma}$ , then  $\mu_i$  must be strictly less than  $\mu_i(\Gamma_i)$  for all  $i \in \mathcal{A}_{\mathbf{\Gamma}}$ ; otherwise,  $\mu_i = \mu_i(\Gamma_i)$  and  $v_i^2 > v_i^2(\Gamma_i)$  for some  $i$ , violating the construction in (A2). Consequently, when  $\mathbf{\Gamma}^* \preccurlyeq \mathbf{\Gamma}$  and  $\mathcal{A}_{\mathbf{\Gamma}}$  is nonempty, both  $\Delta_{\mu}(\mathbf{\Gamma})$  and  $\Delta_{v^2}(\mathbf{\Gamma})$  are positive. The following condition assumes that  $\Delta_{\mu}(\mathbf{\Gamma})$  is not too small compared to  $\Delta_{v^2}(\mathbf{\Gamma})$

as  $I \rightarrow \infty$ , which essentially rigorizes our intuition that maximizing mean is more important than maximizing variance as discussed in Section 4.1. For descriptive simplicity, we define the ratio  $\Delta_\mu(\mathbf{\Gamma})/\Delta_{v^2}(\mathbf{\Gamma})$  to be infinity when  $\mathcal{A}_\mathbf{\Gamma}$  is an empty set.

**Condition A2.** As  $I \rightarrow \infty$ ,  $\Delta_\mu(\mathbf{\Gamma})/\Delta_{v^2}(\mathbf{\Gamma}) \cdot \sqrt{\sum_{i=1}^I R_i^2/(n_i\Gamma_i^*)^3} \rightarrow \infty$ .

#### A2.1.4. Formal statements of the results

The regularity conditions in Theorem 4 are Conditions A1 and A2. The following corollary gives a formal statement for the asymptotic  $p$ -value for testing Fisher's null under the sensitivity model with set-specific bounds on hidden biases.

**Corollary A1.** If Fisher's null  $H_0$  in (4) holds, the vector  $\mathbf{\Gamma}^*$  of true hidden biases for all sets is bounded by  $\mathbf{\Gamma} \in [1, \infty]^I$ , i.e.,  $\mathbf{\Gamma}^* \preceq \mathbf{\Gamma}$ , and Conditions A1 and A2 hold, then

$$\tilde{p}_\mathbf{\Gamma} \equiv \tilde{G}_\mathbf{\Gamma}(T) \cdot \mathbb{1}\{T \geq \mu(\mathbf{\Gamma})\} + \mathbb{1}\{T < \mu(\mathbf{\Gamma})\} = 1 - \Phi\left(\frac{T - \mu(\mathbf{\Gamma})}{\sigma(\mathbf{\Gamma})}\right) \cdot \mathbb{1}\{T \geq \mu(\mathbf{\Gamma})\}$$

is an asymptotic valid  $p$ -value, i.e.,  $\limsup_{I \rightarrow \infty} \mathbb{P}(\tilde{p}_\mathbf{\Gamma} \leq \alpha) \leq \alpha$  for  $\alpha \in (0, 1)$ , where  $\tilde{G}_\mathbf{\Gamma}(c) = \mathbb{P}\{\tilde{T}(\mathbf{\Gamma}) \geq c\}$  with  $\tilde{T}(\mathbf{\Gamma})$  defined as in Theorem 4, and  $\mu(\mathbf{\Gamma})$  and  $\sigma^2(\mathbf{\Gamma})$  are defined in (6).

#### A2.1.5. Additional remarks

First, Theorem 4 generalizes Gastwirth et al. (2000) and imposes weaker regularity conditions. In Gastwirth et al. (2000, Proposition 1), the invoked assumptions imply that  $\Delta_\mu(\mathbf{\Gamma}) \geq \delta$  and  $\Delta_{v^2}(\mathbf{\Gamma}) \leq \bar{v}^2$  for some finite positive constant  $\delta$  and  $\bar{v}^2$  that do not change with  $I$ ; in this case, Condition A2 reduces to  $\sum_{i=1}^I R_i^2/(n_i\Gamma_i^*)^3 \rightarrow \infty$  as  $I \rightarrow \infty$ , which is almost guaranteed by Condition A1.

Second, recall that in our finite population asymptotics we have a sequence of matched studies with increasing sizes, under which the true hidden bias  $\mathbf{\Gamma}^*$  must vary with  $I$  as well. In both Condition A2 and Theorem 4, we also allow  $\mathbf{\Gamma}$  to vary with  $I$  in our asymptotics as  $I \rightarrow \infty$ . For simplicity, we make such dependence implicit.

## A2.2. Sensitivity analysis for quantiles of hidden biases

### A2.2.1. Additional details for computation

Below we give a practical way to implement the ranking of matched sets described in Section 4.2, which is used to find the set  $\mathcal{I}_{\Gamma_0; k}$  and thus solve the maximization in (9). Specifically, we can first re-order all sets such that  $v_i^2(\Gamma_0)$  decreases in  $i$ , and then rank them based on

the value of  $\mu_i(\infty) - \mu_i(\Gamma_0)$  using the “first” method; see, e.g., the R function `rank` for details of the “first” method (R Core Team 2013).

### A2.2.2. Details for regularity conditions

We introduce the regularity conditions for ensuring the asymptotic validity of the derived Gaussian upper bound for the tail probability of  $T$  in Section 4.2.

We first invoke Condition A1 for the asymptotic Gaussian approximation for the true distribution of the test statistic  $T$ . We then consider the asymptotic upper bound for the tail probability of  $T$  under the sensitivity model  $\Gamma_{(k)}^* \leq \Gamma_0$ , assuming that  $\mathcal{I}_k^*$ , the set of indices of the  $k$  matched sets with the smallest hidden biases, is known. Note that  $\Gamma_{(k)}^* \leq \Gamma_0$  is equivalent to that  $\mathbf{\Gamma}^* \preceq \Gamma_0 \cdot \mathbf{1}_{\mathcal{I}_k^*} + \infty \cdot \mathbf{1}_{\mathcal{I}_k^c}^{\mathbb{C}}$ . We invoke the following condition, which essentially assumes that Condition A2 holds for  $\mathbf{\Gamma} = \Gamma_0 \cdot \mathbf{1}_{\mathcal{I}_k^*} + \infty \cdot \mathbf{1}_{\mathcal{I}_k^c}^{\mathbb{C}}$ .

**Condition A3.** As  $I \rightarrow \infty$ ,  $\Delta_\mu(\Gamma_0 \cdot \mathbf{1}_{\mathcal{I}_k^*} + \infty \cdot \mathbf{1}_{\mathcal{I}_k^c}^{\mathbb{C}}) / \Delta_{v^2}(\Gamma_0 \cdot \mathbf{1}_{\mathcal{I}_k^*} + \infty \cdot \mathbf{1}_{\mathcal{I}_k^c}^{\mathbb{C}}) \cdot \sqrt{\sum_{i=1}^I R_i^2 / (n_i \Gamma_i^*)^3} \rightarrow \infty$ , where  $\Delta_\mu(\cdot)$  and  $\Delta_{v^2}(\cdot)$  are defined the same as in Appendix A2.1.3.

Finally, we consider the asymptotic validity of our set  $\mathcal{I}_{\Gamma_0; k}$  obtained from the optimization in (9). In particular, we want to make sure that the asymptotic upper bound for the tail probability of  $T$  pretending that  $\mathcal{I}_{\Gamma_0; k}$  contains the matched sets with the  $k$  smallest hidden biases is no less than that given the truth  $\mathcal{I}_k^*$ . For any  $\Gamma_0 \in [1, \infty)$ , by our construction, for any  $i \in \mathcal{I}_{\Gamma_0; k} \setminus \mathcal{I}_k^*$  and  $j \in \mathcal{I}_k^* \setminus \mathcal{I}_{\Gamma_0; k}$ , we must have  $\mu_i(\infty) - \mu_i(\Gamma_0) \leq \mu_j(\infty) - \mu_j(\Gamma_0)$ , and moreover,  $v_i(\Gamma_0) \geq v_j(\Gamma_0)$  if  $\mu_i(\infty) - \mu_i(\Gamma_0) = \mu_j(\infty) - \mu_j(\Gamma_0)$ . Define  $\mathcal{B}_k(\Gamma_0) = \{(i, j) : v_i^2(\Gamma_0) < v_j^2(\Gamma_0), i \in \mathcal{I}_{\Gamma_0; k} \setminus \mathcal{I}_k^*, j \in \mathcal{I}_k^* \setminus \mathcal{I}_{\Gamma_0; k}\}$ . Then for any  $(i, j) \in \mathcal{B}_k(\Gamma_0)$ ,  $\mu_i(\infty) - \mu_i(\Gamma_0)$  must be strictly less than  $\mu_j(\infty) - \mu_j(\Gamma_0)$ . We further introduce the following to denote the average differences over all pairs in  $\mathcal{B}_k(\Gamma_0)$ :

$$\Delta_\mu(\Gamma_0; k) = \frac{1}{|\mathcal{B}_k(\Gamma_0)|} \sum_{(i, j) \in \mathcal{B}_k(\Gamma_0)} [\{\mu_j(\infty) - \mu_j(\Gamma_0)\} - \{\mu_i(\infty) - \mu_i(\Gamma_0)\}],$$

$$\Delta_{v^2}(\Gamma_0; k) = \frac{1}{|\mathcal{B}_k(\Gamma_0)|} \sum_{(i, j) \in \mathcal{B}_k(\Gamma_0)} \{v_j^2(\Gamma_0) - v_i^2(\Gamma_0)\}.$$

By the discussion before,  $\Delta_\mu(\Gamma_0; k)$  and  $\Delta_{v^2}(\Gamma_0; k)$  are positive if  $\mathcal{B}_k(\Gamma_0)$  is non-empty; otherwise we define their ratio as  $\infty$ . The condition below rigorizes the intuition that maximizing mean is more important than maximizing variance, similar in spirit to Conditions A2 and A3.

**Condition A4.** As  $I \rightarrow \infty$ ,  $\Delta_\mu(\Gamma_0; k) / \Delta_{v^2}(\Gamma_0; k) \cdot \sqrt{\sum_{i \in \mathcal{I}_k^*} R_i^2 / (n_i \Gamma_0)^3} \rightarrow \infty$ .

### A2.2.3. Formal statements of the results

The regularity conditions in Theorem 5 are Conditions A1, A3 and A4. The following corollary gives a formal statement for the asymptotic  $p$ -value for testing Fisher's null under the sensitivity model with bounds on quantiles of hidden biases.

**Corollary A2.** If Fisher's null  $H_0$  in (4) holds, the true hidden bias at rank  $k$  is bounded by  $\Gamma_0 \in [1, \infty)$ , i.e.,  $\Gamma_{(k)}^* \leq \Gamma_0$ , and Conditions A1, A3 and A4 hold, then

$$\tilde{p}_{\Gamma_0; k} = \tilde{G}_{\Gamma_0; k}(T) \cdot \mathbb{1}\{T \geq \mu(\Gamma_0; k)\} + \mathbb{1}\{T < \mu(\Gamma_0; k)\} = 1 - \Phi\left(\frac{T - \mu(\Gamma_0; k)}{\sigma(\Gamma_0; k)}\right) \cdot \mathbb{1}\{T \geq \mu(\Gamma_0; k)\}$$

is an asymptotic valid  $p$ -value, i.e.,  $\limsup_{I \rightarrow \infty} \mathbb{P}(\tilde{p}_{\Gamma_0; k} \leq \alpha) \leq \alpha$  for  $\alpha \in (0, 1)$ , where  $\tilde{G}_{\Gamma_0; k}(c) = \mathbb{P}\{\tilde{T}(\Gamma_0; k) \geq c\}$  with  $\tilde{T}(\Gamma_0; k)$  defined as in Theorem 5, and  $\mu(\Gamma_0; k)$  and  $\sigma^2(\Gamma_0; k)$  are defined in (9).

### A2.2.4. Additional remarks

Similar to the discussion in Appendix A2.1.5, in Conditions A3 and A4 and Theorem 5, both  $\Gamma_0$  and  $k$  are allowed to vary with  $I$ , and the asymptotic conditions or results there concern the limiting behavior when  $I$  goes to infinite. Below we intuitively argue the rationality of the three regularity conditions in Theorem 5 under various specifications for  $\Gamma_0$  and  $k$ . Condition A1 depends only on the true hidden biases and is unaffected by  $\Gamma_0$  or  $k$ , and imposes a mild regularity condition. When  $\Gamma_{(k)}^* \leq \Gamma_0$ , as illustrated before, both  $\Delta_\mu(\Gamma_0 \cdot \mathbf{1}_{\mathcal{I}_k^*} + \infty \cdot \mathbf{1}_{\mathcal{I}_k^c}^c) / \Delta_{v^2}(\Gamma_0 \cdot \mathbf{1}_{\mathcal{I}_k^*} + \infty \cdot \mathbf{1}_{\mathcal{I}_k^c}^c)$  and  $\Delta_\mu(\Gamma_0; k) / \Delta_{v^2}(\Gamma_0; k)$  are the ratios between two positive averages (or 0/0 defined to be infinity). Thus, it is likely that they can be bounded below by a certain positive constant. Assuming this is true, then Condition A3 and A4 reduces to  $\sum_{i \in \mathcal{I}_k^*} R_i^2 / (n_i \Gamma_0)^3 \rightarrow \infty$ , which is likely to hold when  $k \rightarrow \infty$  as  $I \rightarrow \infty$ . In practice, we are often interested in  $k \approx \beta I$  for some  $\beta \in (0, 1)$ , which corresponds to the  $\beta$ th quantile of the empirical distribution of the hidden biases across all matched sets.

## A2.3. Simultaneous sensitivity analysis for all quantiles of hidden biases

Below we give the details for Section 4.3. Specifically, assuming Fisher's null  $H_0$  holds, the  $p$ -value in Corollary A2 is equivalently an asymptotic valid  $p$ -value for testing the null hypothesis  $\Gamma_{(k)}^* \leq \Gamma_0 \Leftrightarrow I^*(\Gamma_0) \leq I - k$  on the true hidden biases, and inverting the test for various values of  $\Gamma_0$  and  $k$  can then provide us confidence sets for  $\Gamma_{(k)}^*$  and  $I^*(\Gamma_0)$ , respectively.



Moreover, as demonstrated shortly, these confidence sets are simultaneously valid, without the need of any adjustments due to multiple analyses.

We first invoke the following condition, which essentially assumes that Conditions A1, A3 and A4 invoked in Theorem 5 and Corollary A2 hold simultaneously for all  $k$  and  $\Gamma_0$  within certain ranges.

**Condition A5.** As  $I \rightarrow \infty$ , for the sequences of  $\{\underline{k}_I : I = 1, 2, \dots\}$  and  $\{\bar{\Gamma}_I : I = 1, 2, \dots\}$ ,

- (i)  $(\max_{1 \leq i \leq I} R_i^2) / \{\sum_{i=1}^I R_i^2 / (n_i \Gamma_i^*)^3\} \rightarrow 0$ ;
- (ii)  $\inf_{\underline{k}_I \leq k \leq I, \Gamma_0 \in [\Gamma_{(k)}^*, \bar{\Gamma}_I]} \Delta_\mu(\Gamma_0 \cdot \mathbf{1}_{\mathcal{I}_k^*} + \infty \cdot \mathbf{1}_{\mathcal{I}_k^c}^c) / \Delta_{v^2}(\Gamma_0 \cdot \mathbf{1}_{\mathcal{I}_k^*} + \infty \cdot \mathbf{1}_{\mathcal{I}_k^c}^c) \cdot \sqrt{\sum_{i=1}^I R_i^2 / (n_i \Gamma_i^*)^3} \rightarrow \infty$ ;
- (iii)  $\inf_{\underline{k}_I \leq k \leq I, \Gamma_0 \in [\Gamma_{(k)}^*, \bar{\Gamma}_I]} \Delta_\mu(\Gamma_0; k) / \Delta_{v^2}(\Gamma_0; k) \cdot \sqrt{\sum_{i \in \mathcal{I}_k^*} R_i^2 / (n_i \Gamma_0)^3} \rightarrow \infty$ .

**Remark A8.** Below we give some intuition for Condition A5. As discussed in Appendix A2.2.4, Condition A5 (i) does not depend on the value of  $\Gamma_0$  or  $k$ , and generally holds under mild conditions on the true hidden biases and the  $q_{ij}$ 's. Condition A5(ii) and (iii) depend on  $\Gamma_0$  and  $k$ . Moreover, we expect both ratios  $\Delta_\mu(\Gamma_0 \cdot \mathbf{1}_{\mathcal{I}_k^*} + \infty \cdot \mathbf{1}_{\mathcal{I}_k^c}^c) / \Delta_{v^2}(\Gamma_0 \cdot \mathbf{1}_{\mathcal{I}_k^*} + \infty \cdot \mathbf{1}_{\mathcal{I}_k^c}^c)$  and  $\Delta_\mu(\Gamma_0; k) / \Delta_{v^2}(\Gamma_0; k)$  to be of a positive constant order and relatively robust to a wide range of  $\Gamma_0$  and  $k$ . Then, intuitively, Condition A5(ii) essentially requires that  $\sum_{i=1}^I R_i^2 / (n_i \Gamma_i^*)^3 \rightarrow \infty$  as  $I \rightarrow \infty$ , which is almost implied by Condition A5(i). Moreover, Condition A5(iii) essentially requires that  $\sum_{i \in \mathcal{I}_k^*} R_i^2 / (n_i \bar{\Gamma}_I)^3 \rightarrow \infty$  as  $I \rightarrow \infty$ , which is likely to hold when  $\lim_{I \rightarrow \infty} \underline{k}_I = \infty$  and  $\bar{\Gamma}_I$  is bounded. For example, we can choose  $\underline{k}_I \approx \beta I$  and  $\bar{\Gamma}_I$  to be a certain positive constant. In practice, the choice of  $\underline{k}_I$  and  $\bar{\Gamma}_I$  generally does not affect our inferential results. This is because, when  $k$  is small or  $\Gamma_0$  is large, we allow a large amount of hidden biases in the treatment assignment, under which we do not expect the  $p$ -values to be significant. This issue will be further discussed throughout the remaining of this subsection.

To ensure the validity of the  $p$ -value for all values of  $(\Gamma_0, k) \in [1, \infty] \times \{1, 2, \dots, I\}$ , Condition A5 motivates us to consider the following modified  $p$ -value:

$$\tilde{p}_{\Gamma_0, k} = \tilde{p}_{\Gamma_0; k} \cdot \mathbb{1}(\Gamma_0 \leq \bar{\Gamma}_I \text{ and } k \geq \underline{k}_I) + 1 \cdot \mathbb{1}(\Gamma_0 > \bar{\Gamma}_I \text{ or } k < \underline{k}_I), \quad (\forall \Gamma_0, k) \quad (\text{A3})$$

with  $\underline{k}_I$  and  $\bar{\Gamma}_I$  being the sequences in Condition A5. Specifically, we set the  $p$ -value to be the conservative 1 whenever  $\Gamma_0$  is greater than  $\bar{\Gamma}_I$  or  $k$  is less than  $\underline{k}_I$ . Similar to the discussion at the end of Remark A8, the set of possible values of  $\mathbf{\Gamma}^*$  under the null hypothesis  $\mathbf{\Gamma}_{(k)}^* \leq \Gamma_0$  increases as  $\Gamma_0$  increases and  $k$  decreases. Thus, the larger the  $\Gamma_0$  and the smaller the  $k$ , the more hidden biases are allowed in the matched study, under which we expect the  $p$ -value  $\tilde{p}_{\Gamma_0; k}$  to be insignificant (i.e., greater than the significant level of interest). Thus, setting the  $p$ -value to be 1 for small  $k$  and large  $\Gamma_0$  as in (A3) generally does not affect our inference results.

The following corollary then constructs asymptotic valid confidence sets for quantiles of hidden biases as well as numbers of sets with hidden biases greater than any threshold.

**Corollary A3.** Assume that Fisher's null  $H_0$  and Condition A5 hold. (i) For any  $1 \leq k \leq I$  and  $\alpha \in (0, 1)$ , an asymptotic  $1 - \alpha$  confidence set for  $\Gamma_{(k)}^*$  is  $\{\Gamma_0 \geq 1 : \tilde{p}_{\Gamma_0;k} > \alpha\} \subset [\tilde{\Gamma}_{(k)}, \infty]$ , where  $\tilde{\Gamma}_{(k)} \equiv \inf\{\Gamma_0 \geq 1 : \tilde{p}_{\Gamma_0;k} > \alpha\}$ . (ii) For any  $\Gamma_0 \in \mathbb{R}$  and  $\alpha \in (0, 1)$ , an asymptotic  $1 - \alpha$  confidence set for  $I^*(\Gamma_0)$  is  $\{I - k : \tilde{p}_{\Gamma_0;k} > \alpha, 0 \leq k \leq I\} \subset \{\tilde{I}(\Gamma_0), \dots, I\}$ , where  $\tilde{I}(\Gamma_0) = I - \sup\{k : \tilde{p}_{\Gamma_0;k} > \alpha, 0 \leq k \leq I\}$ .

In Corollary A3, for any  $1 \leq k \leq I$ , to construct confidence set for  $\Gamma_{(k)}^*$ , we usually report the lower confidence limit  $\tilde{\Gamma}_{(k)}$ , the infimum of  $\Gamma_0$  such that  $\tilde{p}_{\Gamma_0;k} > \alpha$ , instead of searching over all possible  $\Gamma_0$ . Analogously, for any  $\Gamma_0 \in [1, \infty]$ , we usually report the lower confidence limit for  $I^*(\Gamma_0)$ . Moreover, the reported lower confidence limits using either the modified  $p$ -value or the original  $p$ -value are very similar, since these detected thresholds  $\tilde{\Gamma}_{(k)}$  and  $\tilde{I}(\Gamma_0)$  are likely to fall in  $[1, \bar{\Gamma}_I]$  and  $[0, I - \underline{k}_I]$ .

The asymptotic confidence sets in Corollary A3 are indeed simultaneously valid. Similar to Section 3.3, the confidence sets for  $\Gamma_{(k)}^*$ 's and  $I^*(\Gamma_0)$ 's can be equivalently viewed as confidence sets for the true hidden bias  $\mathbf{\Gamma}^*$ :

$$\begin{aligned} \Gamma_{(k)}^* \in \{\Gamma_0 \geq 1 : \tilde{p}_{\Gamma_0;k} > \alpha\} &\iff \mathbf{\Gamma}^* \in \bigcap_{\Gamma_0: \tilde{p}_{\Gamma_0;k} \leq \alpha} \mathcal{S}_{\Gamma_0;k}^c, & (1 \leq k \leq I) \\ I^*(\Gamma_0) \in \{I - k : \tilde{p}_{\Gamma_0;k} > \alpha, 0 \leq k \leq I\} &\iff \mathbf{\Gamma}^* \in \bigcap_{k \geq \underline{k}_I: \tilde{p}_{\Gamma_0;k} \leq \alpha} \mathcal{S}_{\Gamma_0;k}^c, & \Gamma_0 \in [1, \infty], \end{aligned}$$

where  $\mathcal{S}_{\Gamma_0;k}$  is the set of all possible  $\mathbf{\Gamma}^*$  under the constraint  $\Gamma_{(k)}^* \leq \Gamma_0 \Leftrightarrow I^*(\Gamma_0) \leq I - k$ , defined as in Appendix A1. We can verify that the intersection of all confidence sets for  $\Gamma_{(k)}^*$ 's over all  $k$  is the same as that for  $I^*(\Gamma_0)$ 's over all  $\Gamma_0$ , and it has the following equivalent forms:

$$\bigcap_{k=1}^I \bigcap_{\Gamma_0: \tilde{p}_{\Gamma_0;k} \leq \alpha} \mathcal{S}_{\Gamma_0;k}^c = \bigcap_{\Gamma_0 \geq 1} \bigcap_{k: \tilde{p}_{\Gamma_0;k} \leq \alpha} \mathcal{S}_{\Gamma_0;k}^c = \bigcap_{\Gamma_0, k: \tilde{p}_{\Gamma_0;k} \leq \alpha} \mathcal{S}_{\Gamma_0;k}^c. \quad (\text{A4})$$

**Theorem A1.** Assume that Fisher's null  $H_0$  and Condition A5 hold. For any  $\alpha \in (0, 1)$ , the intersection of all  $1 - \alpha$  confidence sets for the quantiles of hidden biases  $\Gamma_{(k)}^*$ 's, viewed as a confidence set for  $\mathbf{\Gamma}^*$ , is the same as that of all confidence sets for the numbers  $I^*(\Gamma_0)$ 's of matched sets with hidden biases greater than any threshold, and it has equivalent forms as in (A4). Moreover, it is indeed an asymptotic  $1 - \alpha$  confidence set with probability at least  $1 - \alpha$  to cover the true hidden bias vector  $\mathbf{\Gamma}^*$ , i.e.,  $\liminf_{I \rightarrow \infty} \mathbb{P}(\mathbf{\Gamma}^* \in \bigcap_{\Gamma_0, k: \tilde{p}_{\Gamma_0;k} \leq \alpha} \mathcal{S}_{\Gamma_0;k}^c) \geq 1 - \alpha$ .

Because the confidence set for  $\Gamma_{(k)}^*$  must be a subset of  $[\tilde{\Gamma}_{(k)}, \infty]$  as shown in Corollary A3, the intersection of all confidence intervals  $[\tilde{\Gamma}_{(k)}, \infty]$ 's must cover the set in (A4), and thus, from Theorem A1, it must also be an asymptotic valid confidence set for  $\mathbf{\Gamma}^*$ . In practice, these confidence intervals  $[\tilde{\Gamma}_{(k)}, \infty]$ 's can be easily visualized. Moreover, if we are interested in the number of sets  $I^*(\Gamma_0)$  with biases greater than  $\Gamma_0$ , we can simply count the number of the intervals  $[\tilde{\Gamma}_{(k)}, \infty]$ 's that does not contain  $\Gamma_0$ .

### A3. Sensitivity Analysis for Bounded Null Hypotheses

The discussion in Sections 3 and 4 in the main paper considers mainly Fisher's sharp null hypothesis of no treatment effect for every unit; the methods extend straightforwardly to arbitrary sharp null hypothesis that specifies all individual treatment effects, as discussed at the end of this section. Below we will extend the methods to allow non-sharp or equivalently composite null hypotheses for treatment effects. In particular, we consider the bounded null hypotheses, which, instead of specifying all individual treatment effects as sharp null hypotheses, specify the lower (or upper) bounds of all individual treatment effects. Compared to the sharp nulls, the bounded nulls are much more likely to hold in practice. Without loss of generality, we consider the following bounded null hypothesis assuming that the treatment has a non-positive effects for all individuals:

$$\overline{H}_0 : Y_{ij}(1) \leq Y_{ij}(0) \text{ for } 1 \leq j \leq n_i \text{ and } 1 \leq i \leq I \text{ or equivalently } \mathbf{Y}(1) \preceq \mathbf{Y}(0); \quad (\text{A5})$$

As discussed at the end of this section, we can straightforwardly extend it to general bounded null hypotheses. Below we will demonstrate that the proposed approaches in Sections 3 and 4 for Fisher's sharp null can also work for the bounded null in (A5), as long as the test statistic  $t(\cdot, \cdot)$  in (5) enjoys certain properties.

Following Caughey et al. (2023), we introduce the following two properties for test statistics, which will be used throughout this section. Let  $\circ$  denote the element-wise multiplication.

**Definition 2.** A statistic  $t(\mathbf{z}, \mathbf{y})$  is said to be effect increasing, if  $t(\mathbf{z}, \mathbf{y} + \mathbf{z} \circ \boldsymbol{\eta} + (\mathbf{1} - \mathbf{z}) \circ \boldsymbol{\xi}) \geq t(\mathbf{z}, \mathbf{y})$  for any  $\mathbf{z} \in \mathcal{Z}$  and  $\mathbf{y}, \boldsymbol{\eta}, \boldsymbol{\xi} \in \mathbb{R}^N$  with  $\boldsymbol{\eta} \succeq \mathbf{0} \succeq \boldsymbol{\xi}$ .

**Definition 3.** A statistic  $t(\mathbf{z}, \mathbf{y})$  is said to be differential increasing, if  $t(\mathbf{z}, \mathbf{y} + \mathbf{a} \circ \boldsymbol{\eta}) - t(\mathbf{z}, \mathbf{y}) \leq t(\mathbf{a}, \mathbf{y} + \mathbf{a} \circ \boldsymbol{\eta}) - t(\mathbf{a}, \mathbf{y})$  for any  $\mathbf{z}, \mathbf{a} \in \mathcal{Z}$  and  $\mathbf{y}, \boldsymbol{\eta} \in \mathbb{R}^N$  with  $\boldsymbol{\eta} \succeq \mathbf{0}$ .

Intuitively, for an effect increasing statistic, given any treatment assignment, the value of the statistic is increasing in treated outcomes and is decreasing in control outcomes. For

a differential increasing statistic, if we add non-negative values to the outcomes of a subset of units, then the change of the statistic is maximized when this subset of units receive treatment. Both properties can hold for many commonly used test statistics (Caughey et al. 2023). For example, in the context of the matched studies, when each matched set  $i$  has 1 treated unit and  $n_i - 1$  control units, the usual difference-in-means statistic

$$t(\mathbf{z}, \mathbf{y}) = \sum_{i=1}^I w_i \left\{ \sum_{j=1}^{n_i} z_{ij} y_{ij} - \frac{1}{n_i - 1} \sum_{j=1}^{n_i} (1 - z_{ij}) y_{ij} \right\} \quad (\text{A6})$$

is both effect increasing and differential increasing, where  $w_i$ 's can be any constant weights that can depend on, say, the set sizes  $n_i$ 's.

### A3.1. Sensitivity analysis for matched pairs

We first consider the matched pair studies, and are interested in testing the bounded null hypothesis  $\overline{H}_0$  in (A5) under sensitivity models with constraints on quantiles of hidden biases. As demonstrated in the theorem below, the test proposed in Corollary 2 for Fisher's null  $H_0$  of no treatment effect can also be valid for the bounded null hypothesis  $\overline{H}_0$ , as long as the test statistic satisfies certain properties. In other words, we provide a broader justification for the sensitivity analysis based on quantiles of hidden biases discussed in Section 3.

**Theorem A2.** Consider a matched pair study, i.e.,  $n_i = 2$  for all  $i$ . If the bounded null hypothesis  $\overline{H}_0$  in (A5) holds, the bias at rank  $k$  is bounded by  $\Gamma_0$ , i.e.,  $\Gamma_{(k)}^* \leq \Gamma_0$ , and the test statistic  $t(\cdot, \cdot)$  in (5) is effect increasing or differential increasing, then  $\overline{p}_{\Gamma_0; k}$  in Corollary 2 (computed pretending that Fisher's null  $H_0$  in (4) holds) is still a valid  $p$ -value, i.e.,  $\mathbb{P}(\overline{p}_{\Gamma_0; k} \leq \alpha) \leq \alpha$  for any  $\alpha \in (0, 1)$ .

By the equivalent understanding of sensitivity analysis discussed in Section 2.4 and similar to the discussion in Section 3.3, utilizing Theorem A2 and by test inversion, we can construct confidence sets for the quantiles of hidden biases  $\Gamma_{(k)}^*$ 's, as well as the number of matched pairs with hidden biases exceeding any threshold  $I^*(\Gamma_0)$ 's, assuming that the bounded null hypothesis holds. These confidence sets have the same form as discussed in Corollary 3, and moreover, they will also be simultaneously valid without the need of any adjustment due to multiple analyses as in Theorem 3. This indicates that the proposed sensitivity analysis for the bounded null hypothesis is also simultaneously valid over all quantiles of hidden biases. We summarize the results in the following theorem.

**Theorem A3.** If the test statistic in (5) is effect increasing or differential increasing, then Corollary 3 and Theorem 3 still hold when we assume that the bounded null hypothesis  $\overline{H}_0$

in (A5) (beyond Fisher’s sharp null  $H_0$  in (4)) holds.

### A3.2. Sensitivity analysis for matched sets

We then consider the general matched studies with  $n_i \geq 2$  for all  $i$ , and again are interested in testing the bounded null hypothesis  $\overline{H}_0$  in (A5) under sensitivity models with constraints on quantiles of hidden biases. Similarly, we can demonstrate that the test proposed in Corollary A2 for Fisher’s sharp null  $H_0$  is also asymptotically valid for the bounded null  $\overline{H}_0$ . We introduce the following conditions analogous to those in Section 4, but with the true potential outcomes replaced by the imputed one based on Fisher’s sharp null of no effect.

**Condition A6.** With the true control potential outcome vector  $\mathbf{Y}(0)$  replaced by the imputed control potential outcome vector  $\mathbf{Y}$  based on the sharp null  $H_0$  (or equivalently pretending  $\mathbf{Y}$  as the true control potential outcome vector), Conditions A1, A3 and A4 hold in probability, i.e., the convergences in these three conditions hold in probability as  $I \rightarrow \infty$ .

The following theorem establishes the broader justification for the sensitivity analysis of general matched sets discussed in Section 4.2.

**Theorem A4.** Consider a general matched study with set sizes  $n_i \geq 2$  for all  $i$ . If the bounded null hypothesis  $\overline{H}_0$  in (A5) holds, the bias at rank  $k$  is bounded by  $\Gamma_0$ , i.e.,  $\Gamma_{(k)}^* \leq \Gamma_0$ , Condition A6 holds, and the test statistic  $t(\cdot, \cdot)$  in (5) is effect increasing or differential increasing, then  $\tilde{p}_{\Gamma_0; k}$  in Corollary A2 (computed pretending that Fisher’s null  $H_0$  in (4) holds) is still an asymptotic valid  $p$ -value, i.e.,  $\limsup_{I \rightarrow \infty} \mathbb{P}(\tilde{p}_{\Gamma_0; k} \leq \alpha) \leq \alpha$  for  $\alpha \in (0, 1)$ .

Analogous to Section 4.3, assuming that the bounded null hypothesis  $\overline{H}_0$  holds, we can use Theorem A4 to construct confidence sets for quantiles of hidden biases  $\Gamma_{(k)}^*$ ’s, as well as the numbers of matched sets with hidden biases greater than any threshold  $I^*(\Gamma_0)$ ’s. Moreover, under certain regularity conditions, these confidence sets will be asymptotically simultaneously valid, indicating that the sensitivity analysis in Theorem A4 is asymptotically simultaneously valid over all quantiles of hidden biases. We summarize the results in the theorem below. Before that, we introduce the following condition, and define the modified  $p$ -value  $\tilde{\tilde{p}}_{\Gamma_0, k}$  in the same way as (A3).

**Condition A7.** With the true control potential outcome vector  $\mathbf{Y}(0)$  replaced by the imputed control potential outcome vector  $\mathbf{Y}$  based on the sharp null  $H_0$  (or equivalently pretending  $\mathbf{Y}$  as the true control potential outcome vector), Condition A5 holds in probability, i.e., the convergences in (i)–(iii) hold in probability as  $I \rightarrow \infty$ .

**Theorem A5.** If the test statistic in (5) is effect increasing or differential increasing, then Corollary A3 and Theorem A1 still hold when we assume that the bounded null hypothesis  $\bar{H}_0$  in (A5) (beyond Fisher’s sharp null  $H_0$  in (4)) and Condition A7 hold.

**Remark A9.** Throughout the paper and the supplementary material, we focus mainly on Fisher’s sharp null of no effect and the bounded null of non-positive effects. The proposed approach can be straightforwardly used for arbitrary sharp and bounded null hypotheses. Specifically, with  $\boldsymbol{\delta}$  being the hypothesized effects or (upper or lower) bounds of the effects, we can consider transformed potential outcomes  $(\tilde{\mathbf{Y}}(1), \tilde{\mathbf{Y}}(0)) = (\mathbf{Y}(1) - \boldsymbol{\delta}, \mathbf{Y}(0))$  or  $(\tilde{\mathbf{Y}}(1), \tilde{\mathbf{Y}}(0)) = (-\mathbf{Y}(1) + \boldsymbol{\delta}, -\mathbf{Y}(0))$  with observed outcomes  $\tilde{\mathbf{Y}} = \mathbf{Y} - \mathbf{Z} \circ \boldsymbol{\delta}$  or  $\tilde{\mathbf{Y}} = -\mathbf{Y} + \mathbf{Z} \circ \boldsymbol{\delta}$ , respectively. Importantly, for the transformed potential outcomes, either Fisher’s sharp null of no effects or the bounded null of non-positive effects will hold.

## A4. Computational complexity

We now study the computational complexity of our approaches in Sections 3 and 4 and Appendices A1–A3. Note that the procedure of sensitivity analysis for bounded null hypotheses is the same as that for sharp null hypotheses, except that it requires the test statistic to satisfy certain properties. Therefore, in the following, we focus only on sensitivity analysis for sharp null hypotheses, particularly Fisher’s null of no effect, without loss of generality.

### A4.1. Sensitivity analysis for matched pairs

We consider first the finite-sample exact sensitivity analysis for matched pair studies. Algorithm 1 shows the pseudocode for implementing the approach in Section 3. Moreover, we also list the time complexity for each step in Algorithm 1. Below we give some brief explanation.

- (i) First, we consider the calculation of  $q_{ij}$ ’s in (5). Rosenbaum (2007) suggested using m-statistic with  $q_{ij} = n_i^{-1} \sum_{l=1}^{n_i} \psi((Y_{ij}(0) - Y_{il}(0))/s)$ , where  $\psi(y) = \text{sign}(y) \cdot \kappa \cdot \min[1, \max\{0, (|y| - \iota)/(\kappa - \iota)\}]$  is an odd function with truncation at  $\kappa$  and inner trimming at  $\iota$ ,  $s$  is the median of all the absolute pairwise differences  $|Y_{ij}(0) - Y_{ik}(0)|$ ’s for all  $i$  and  $j \neq k$ . In the case of matched pairs, the complexity for calculating all the within-pair differences of the control potential outcomes is  $O(I)$ . The complexity for finding the median  $s$ , or any other quantile, of the  $I$  absolute pairwise differences is  $O(I)$ ; see, e.g, Blum et al. (1973). Consequently, the total complexity for calculating all the  $q_{ij}$ ’s is  $O(I)$ . It is not difficult to see that the complexity for the difference-in-means statistic in (A6) is also  $O(I)$ .

- (ii) Second, we consider the calculation of  $\mathcal{I}_k$  in Theorem 2. By definition, it suffices to find the  $k$  matched pairs with the smallest values of the  $|q_{i1} - q_{i2}|$ 's. This can be done once we sort all the  $I$  matched pairs based on their  $|q_{i1} - q_{i2}|$ 's, whose complexity is  $O(I \log I)$ .
- (iii) Third, the complexity for calculating the realized value of the test statistic is  $O(I)$ .
- (iv) Fourth, we consider the calculation of the matrix  $\mathbf{B}_{\text{sim}}$  consisting of the Monte Carlo samples. For matched pair  $i \in \mathcal{I}_k$ , we need to sample from a distribution  $M$  times. For matched pair  $i \notin \mathcal{I}_k$ , we just sample from the point mass at  $\max\{q_{i1}, q_{i2}\}$ . The complexity of this step is  $O(IM)$ .
- (v) Fifth, the complexity for calculating the column sums of  $\mathbf{B}_{\text{sim}}$  is  $O(IM)$ . This then provides  $M$  Monte Carlo samples from the distribution whose tail probability is the upper bound of  $\mathbb{P}(T \geq t)$  under our sensitivity analysis.
- (vi) Finally, we compare the realized value of the test statistic to the  $M$  Monte Carlo samples to get the  $p$ -value, which has complexity  $O(M)$ .

From the above, the total complexity for calculating the  $p$ -value  $\bar{p}_{\Gamma_0; k}$  at given  $k$  and  $\Gamma_0$  is  $O(I \log I + IM)$ .

We then consider the complexity for calculating the lower confidence limit  $\hat{\Gamma}_{(k)}$  for  $\Gamma_{(k)}^*$  at a given  $k$ . Note that the  $p$ -value  $\bar{p}_{\Gamma_0; k}$  is monotone in  $\Gamma_0$ , and we are using binary search to find  $\hat{\Gamma}_{(k)}$ , which is intuitively the smallest  $\Gamma_0$  such that  $\bar{p}_{\Gamma_0; k}$  is not significant. Suppose that we have an upper bound  $\bar{\Gamma}_k$  for  $\hat{\Gamma}_{(k)}$ , i.e., the  $p$ -value  $\bar{p}_{\bar{\Gamma}_k; k}$  is greater than the significance level, then the number of  $p$ -values we need to compute in order to get  $\bar{p}_{\Gamma_0; k}$  with precision up to  $\epsilon$  is of order  $O(\log(\bar{\Gamma}_k/\epsilon))$ . Consequently, the total complexity for getting  $\hat{\Gamma}_{(k)}$  is of the order  $O(I \log I + IM \log(\bar{\Gamma}_k/\epsilon))$ , noticing that steps (i)–(iii) discussed before for computing  $p$ -values need only to be done once.

Finally, we consider the complexity for calculating the lower confidence limits  $\hat{\Gamma}_{(k)}$ 's for all the  $\Gamma_{(k)}^*$ 's. Note that steps (i) and (iii) in the  $p$ -value calculation need only to be done once, and that step (ii) can be done once we sort all the matched pairs based on their  $|q_{i1} - q_{i2}|$ 's, which has complexity  $O(I \log I)$ . Moreover, suppose that  $\bar{\Gamma}_I$  denotes an upper bound of  $\hat{\Gamma}_{(I)}$ . By the monotonicity property of the  $p$ -value,  $\bar{p}_{\bar{\Gamma}_I; k} \geq \bar{p}_{\bar{\Gamma}_I; I}$  is greater than the significance level for all  $k$ . Thus,  $\bar{\Gamma}_I$  is also an upper bound of all the  $\hat{\Gamma}_{(k)}$ 's. From the above, the total complexity for calculating the  $\hat{\Gamma}_{(k)}$ 's for all  $1 \leq k \leq I$  is then  $O(I \log I + I^2 M \log(\bar{\Gamma}_I/\epsilon)) = O(I^2 M \log(\bar{\Gamma}_I/\epsilon))$ . Despite the theoretical analysis here assumes a common upper bound  $\bar{\Gamma}_I$  for all the  $\hat{\Gamma}_{(k)}$ s, in practice, when searching for  $\hat{\Gamma}_{(k)}$ , we only need to search on the interval  $[1, \hat{\Gamma}_{(k+1)}]$ , for any  $1 \leq k \leq I - 1$ . That is, we can find  $\hat{\Gamma}_{(I)}$  first, and then sequentially obtain  $\hat{\Gamma}_{(I-1)}$ ,  $\hat{\Gamma}_{(I-2)}$ ,  $\dots$ , and  $\hat{\Gamma}_{(1)}$ , with decreasing interval ranges for the binary search.

---

**Algorithm 1** Calculation of  $p$ -values for testing the sharp null of no causal effect in matched pair studies, under the sensitivity analysis with constraint  $\Gamma_{(k)} \leq \Gamma_0$  for some given  $\Gamma_0 \geq 1$  and  $1 \leq k \leq I$

---

**Input**

$y_{ij}$  for  $1 \leq i \leq I, j = 1, 2$ : observed outcomes  
 $z_{ij}$  for  $1 \leq i \leq I, j = 1, 2$ : observed treatment assignment  
 $(\Gamma_0, k)$ : sensitivity analysis constraint of  $\Gamma_{(k)}^* \leq \Gamma_0$   
 $M$ : number of Monte Carlo samples for approximating  $\bar{G}_{\Gamma_0; k}(\cdot)$  in Corollary 2

**Output**

$\bar{p}_{\Gamma_0; k}$

**Procedure**

$q_{ij}$  for  $1 \leq i \leq I, j = 1, 2 \leftarrow$  choice of the test statistic  $T$  in (5) [complexity: often  $O(I)$ ]  
 $\mathcal{I}_k \leftarrow$  indices of pairs with the  $k$  smallest  $|q_{i1} - q_{i2}|$ 's [complexity:  $O(I \log I)$ ]  
 $T_{\text{obs}} \leftarrow \sum_{i=1}^I \sum_{j=1}^2 z_{ij} q_{ij}$  [complexity:  $O(I)$ ]  
 $\mathbf{B}_{\text{sim}} \leftarrow$  an  $I \times M$  matrix whose  $i$ th row contains simulated statistics for the  $i$ th matched pair, with detailed calculation described below: [complexity:  $O(MI)$ ]  
**for**  $1 \leq i \leq I$  **do**  
  **if**  $i$  in  $\mathcal{I}_k$  **then**  
    the  $i$ th row of  $\mathbf{B}_{\text{sim}} \leftarrow$  draw from a distribution with probability  $1/(1 + \Gamma_0)$  at  $\min\{q_{i1}, q_{i2}\}$  and probability  $\Gamma_0/(1 + \Gamma_0)$  at  $\max\{q_{i1}, q_{i2}\}$ , independently  $M$  times  
  **else if**  $i$  not in  $\mathcal{I}_k$  **then**  
    the  $i$ th row of  $\mathbf{B}_{\text{sim}} \leftarrow$  a vector of length  $M$  with all elements being  $\max\{q_{i1}, q_{i2}\}$   
  **end if**  
**end for**  
 $\mathbf{T}_{\text{sim}} \leftarrow$  the vector consisting of column sums of  $\mathbf{B}_{\text{sim}}$  [complexity:  $O(MI)$ ]  
 $\bar{p}_{\Gamma_0; k} \leftarrow$  the proportion of elements of  $\mathbf{T}_{\text{sim}}$  that are no less than  $T_{\text{obs}}$  [complexity:  $O(M)$ ]  
[**Total complexity:**  $O(I \log I + IM)$ ]

---

## A4.2. Sensitivity analysis for matched sets

We then consider the large-sample sensitivity analysis for general matched set studies when the number of sets  $I$  is large. Algorithm 2 shows the pseudo code for implementing the approach in Section 4. Again, we list the time complexity for each step in Algorithm 2. Below we give some brief explanation.

- (i) First, we consider the calculation of the  $q_{ij}$ 's and the realized value of the test statistic  $T_{\text{obs}}$ . Consider again the  $m$ -statistic suggested by Rosenbaum (2007). For each set  $i$ , there are  $\binom{n_i}{2}$  pairwise differences. Following the same logic as that in Appendix A4.1, the complexity for getting all the  $q_{ij}$ 's is  $O(\sum_{i=1}^I n_i^2)$ . The complexity for getting  $T_{\text{obs}}$  is then  $O(N)$ , recalling that  $N = \sum_{i=1}^I n_i$  is the total number of units.
- (ii) Second, we consider the calculation of the  $q_{i(j)}$ 's,  $Q_j$ 's and  $S_j$ 's. The complexity for



---

**Algorithm 2** Calculation of  $p$ -values for testing the sharp null of no causal effect in matched set studies, under the sensitivity analysis with constraint  $\Gamma_{(k)} \leq \Gamma_0$  for some given  $\Gamma_0 \geq 1$  and  $1 \leq k \leq I$

---

**Input**

$y_{ij}$  for  $1 \leq i \leq I, 1 \leq j \leq n_i$ : observed outcomes  
 $z_{ij}$  for  $1 \leq i \leq I, 1 \leq j \leq n_i$ : observed treatment assignment  
 $(\Gamma_0, k)$ : sensitivity analysis constraint of  $\Gamma_{(k)}^* \leq \Gamma_0$

**Output**

$\tilde{p}_{\Gamma_0; k}$

**Procedure**

$q_{ij}$  for  $1 \leq i \leq I, 1 \leq j \leq n_i \leftarrow$  choice of test statistic  $T$  [complexity: often  $O(\sum_{i=1}^I n_i^2)$ ]

$T_{\text{obs}} \leftarrow \sum_{i=1}^I \sum_{j=1}^{n_i} z_{ij} q_{ij}$  [complexity:  $O(N)$ ]

**for**  $1 \leq i \leq I$  **do**

    sort  $q_{ij}$ 's within set  $i$ :  $q_{i(1)} \leq q_{i(2)} \leq \dots \leq q_{i(n_i)}$  [complexity:  $O(n_i \log(n_i))$ ]

$Q_1 = q_{i(1)}$ , and  $Q_j = Q_{j-1} + q_{i(j)}$  for  $1 \leq j \leq n_i \leftarrow$  cumulative summations of the  $q_{i(j)}$ s  
     [complexity:  $O(n_i)$ ]

$S_1 = q_{i(1)}^2$ , and  $S_j = S_{j-1} + q_{i(j)}^2$  for  $1 \leq j \leq n_i \leftarrow$  cumulative summations of the  $q_{i(j)}^2$ s  
     [complexity:  $O(n_i)$ ]

**end for** [complexity for the for loop:  $O(\sum_{i=1}^I n_i \log(n_i))$ ]

**for**  $1 \leq i \leq I$  **do**

**for**  $1 \leq a \leq n_i - 1$  **do**

$\mu_{ia}(\Gamma_0) \leftarrow \frac{Q_a + \Gamma_0(Q_{n_i} - Q_a)}{a + \Gamma_0(n_i - a)}$

$v_{ia}^2(\Gamma_0) \leftarrow \frac{S_a + \Gamma_0(S_{n_i} - S_a)}{a + \Gamma_0(n_i - a)} - \{\mu_{ia}(\Gamma_0)\}^2$

**end for** [complexity for the inner for loop:  $O(n_i)$ ]

$\mu_i(\Gamma_0) \leftarrow \max_{a \in \{1, 2, \dots, n_i - 1\}} \mu_{ia}(\Gamma_0)$

$v_i^2(\Gamma_0) \leftarrow \max_{a: \mu_{ia}(\Gamma_0) = \mu_i(\Gamma_0)} v_{ia}^2(\Gamma_0)$

$\mu_i(\infty) \leftarrow q_{i(n_i)}$  [complexity for these four steps:  $O(n_i)$ ]

**end for** [total complexity for the for loop:  $O(N)$ ]

sort  $\mu_i(\infty) - \mu_i(\Gamma_0)$  for all  $i$ , where ties are sorted based on their values of  $v_i^2(\Gamma_0)$ s  
     [complexity:  $O(I \log I)$ ]

$\mathcal{I}_{\Gamma_0; k} \leftarrow$  set of indices of matched sets with the  $k$  smallest ranks of the  $\mu_i(\infty) - \mu_i(\Gamma_0)$ 's  
     [complexity:  $O(I \log I)$ ]

$\mu(\Gamma_0; k) \leftarrow \sum_{i \in \mathcal{I}_{\Gamma_0; k}} \mu_i(\Gamma) + \sum_{i \notin \mathcal{I}_{\Gamma_0; k}} \mu_i(\infty)$  [complexity:  $O(I)$ ]

$\sigma^2(\Gamma_0; k) \leftarrow \sum_{i \in \mathcal{I}_{\Gamma_0; k}} v_i^2(\Gamma_0)$  [complexity:  $O(I)$ ]

$\tilde{p}_{\Gamma_0; k} \leftarrow 1 - \Phi\left(\frac{T - \mu(\Gamma_0; k)}{\sigma(\Gamma_0; k)}\right) \cdot \mathbf{1}\{T \geq \mu(\Gamma_0; k)\}$  [complexity:  $O(1)$ ]

[Total complexity:  $O(I \log I + \sum_{i=1}^I n_i^2)$ ]

---

getting  $q_{i(j)}$ 's is  $O(\sum_{i=1}^I n_i \log(n_i))$ , since we need to sort  $n_i$  units within each matched set  $i$ . The complexity for getting  $Q_j$ 's and  $S_j$ 's is  $O(\sum_{i=1}^I n_i) = O(N)$ , which follows immediately from their expressions.

- (iii) Third, we consider the calculation of  $\mu_i(\Gamma_0)$ ,  $v_i^2(\Gamma_0)$ ,  $\mu_i(\infty)$  and  $v_i^2(\infty)$ , for all matched set  $1 \leq i \leq I$ . Note that, for any set  $i$ , to find  $\mu_i(\Gamma_0)$  and  $v_i^2(\Gamma_0)$ , we only need to search over  $n_i - 1$  possible configurations of hidden confounding, and the mean and variance calculation for each configuration requires only  $O(1)$  complexity. This is because we have already calculated the cumulative summations of the  $q_{i(j)}$ 's and  $q_{i(j)}^2$ 's beforehand. Besides,  $\mu_i(\infty)$  and  $v_i^2(\infty)$  are simply  $q_{i(n_i)}$  and 0, whose complexity is  $O(1)$  for each set  $i$ . Therefore, the total complexity is  $O(\sum_{i=1}^I n_i) = O(N)$ .
- (iv) Finally, we consider the calculation of  $\mathcal{I}_{\Gamma_0;k}$ ,  $\mu(\Gamma_0;k)$ ,  $\sigma^2(\Gamma_0;k)$  and the  $p$ -value  $\tilde{p}_{\Gamma_0;k}$ . To get  $\mathcal{I}_{\Gamma_0;k}$ , it suffices to rank all the  $I$  matched sets based on the  $\mu_i(\infty) - \mu_i(\Gamma_0)$ s, where we break ties based on the  $v_i^2(\Gamma_0)$ 's. Thus, the complexity for getting  $\mathcal{I}_{\Gamma_0;k}$  is  $O(I \log I)$ . The complexities for getting  $\mu(\Gamma_0;k)$ ,  $\sigma^2(\Gamma_0;k)$  and the  $p$ -value  $\tilde{p}_{\Gamma_0;k}$  are, respectively,  $O(I)$ ,  $O(I)$  and  $O(1)$ , following immediately from their expressions.

From the above, the total complexity for calculating the  $p$ -value  $\tilde{p}_{\Gamma_0;k}$  at given  $k$  and  $\Gamma_0$  is  $O(I \log I + \sum_{i=1}^I n_i^2)$ .

We then consider the complexity for calculating the lower confidence limit  $\tilde{\Gamma}_{(k)}$  for  $\Gamma_{(k)}^*$  at a given  $k$ . A subtlety here is that the monotonicity of the large-sample  $p$ -value is not easy to verify and may not be true, but we expect it to hold in most of the cases, especially when the asymptotic approximation works well. In practice, we will still use the binary search to find  $\tilde{\Gamma}_{(k)}$ . Furthermore, as long as the searched  $\tilde{\Gamma}_{(k)}$  satisfies that the  $p$ -value  $\tilde{p}_{\tilde{\Gamma}_{(k)};k}$  is less than or equal to the significance level of interest, the resulting lower confidence limit will be valid. This can be seen from the form of the confidence set in (A4). Thus, we will still use binary search to find  $\tilde{\Gamma}_{(k)}$ . The number of  $p$ -values we need to calculate is then of order  $O(\log(\bar{\Gamma}_k/\epsilon))$ , assuming that we have an upper bound  $\bar{\Gamma}_k$  for  $\tilde{\Gamma}_{(k)}$  and the target precision is  $\epsilon$ . Consequently, the total complexity for getting  $\tilde{\Gamma}_{(k)}$  is of the order  $O(\sum_{i=1}^I n_i^2 + (I \log I + N) \log(\bar{\Gamma}_k/\epsilon))$ , noticing that steps (i) and (ii) discussed before for computing  $p$ -values need only to be done once.

Finally, we consider the complexity for calculating the lower confidence limits  $\tilde{\Gamma}_{(k)}$ 's for all the  $\Gamma_{(k)}^*$ 's. Note that steps (i) and (ii) in the  $p$ -value calculation need only to be done once. Suppose that  $\bar{\Gamma}_I$  denotes an upper bound of  $\tilde{\Gamma}_{(I)}$ , which will also be used as an upper bound for  $\tilde{\Gamma}_{(k)}$ 's for  $k < I$ . From the above, the total complexity for calculating the  $\tilde{\Gamma}_{(k)}$ 's for all  $1 \leq k \leq I$  is then  $O(\sum_{i=1}^I n_i^2 + (I \log I + N) I \log(\bar{\Gamma}_k/\epsilon))$ . Similar to the discussion for matched pair case in Appendix A4.1, in practice, when searching for  $\tilde{\Gamma}_{(k)}$ , we can search

only on the interval  $[1, \tilde{\Gamma}_{(k+1)}]$ , for any  $1 \leq k \leq I - 1$ .

**Remark A10.** We consider a special but realistic case where all matched sets have bounded sizes. In this case, the total complexity for getting lower confidence limits for all the the  $\Gamma_{(k)}^*$ 's reduces to  $O(I^2 \log I \log(\bar{\Gamma}_k/\epsilon))$ .

### A4.3. Numerical experiments

We conduct some numerical experiments to see the actual run time of our proposed method. We consider matched studies with  $I = 100, 500, 1000$  and 5000 matched sets of equal sizes  $n_1 = n_2 = \dots = n_I \equiv n$  for  $n = 2, 3, 4, 5$  and 6, respectively, and will conduct the asymptotic sensitivity analysis in Section 4. We generate the control potential outcomes independently from the Gaussian distribution with mean zero and variance 0.5, and assume that the true treatment effects are constant 2. We generate treatment assignments as in a matched completely randomized experiment. This is the “favorable” situation considered by Rosenbaum (2010) for studying the power of sensitivity analyses; see Appendix A14. For each combination of  $(I, n)$  with  $I \leq 1000$ , we simulate 10 datasets, calculate the corresponding 95% lower confidence limits  $\tilde{\Gamma}_{(k)}$  for all  $1 \leq k \leq I$ , and report the average running time in minutes in Table A1. To find these lower confidence limits, we use the `uniroot` function in R with convergence tolerance set at  $10^{-4}$ . The average running time takes less than half a minute when  $I = 100$ , about 6 minutes when  $I = 500$ , and about 25 minutes when  $I = 1000$ . We do see the significant increase of running time as  $I$  increases, which is roughly consistent with the  $O(I^2 \log I)$  complexity discussed in Remark A10, assuming that the number of times needed to search for each confidence limit is of constant order.

Table A1: Average running time in minutes for calculating the lower confidence limits  $\tilde{\Gamma}_{(k)}$  for all  $1 \leq k \leq I$ .

	$n = 2$	$n = 3$	$n = 4$	$n = 5$	$n = 6$
$I = 100$	0.2523364	0.2574613	0.2705687	0.2776757	0.2894428
$I = 500$	5.786684	6.102555	6.102555	6.102555	6.102555
$I = 1000$	22.75612	24.28257	24.89604	26.48302	26.80329

Moreover, for  $I = 5000$  and  $2 \leq n \leq 6$ , we generate  $\tilde{\Gamma}_{(k)}$ 's for  $k = 0.05I \times j$ , with  $j = 1, 2, \dots, 20$ . That is, instead of all 5000 quantiles, we now construct only 5%, 10%,  $\dots$ , 100% quantiles of hidden biases. For each set size  $n$ , we simulate 10 datasets. The average running time is shown in Table A2, which is less than 3 minutes in all cases. Note that these 20 quantiles of hidden biases are in some sense representative for all quantiles, and can be

computed rather quickly. In practice, we can also try a finer grid of quantiles, such as 1%, 2%, ..., 100% quantiles. We can compute the confidence limits for all 5000 quantiles of hidden biases, although it will take a much longer time; in practice, this can be sped up by parallelizing the computation for these quantiles. Nevertheless, when we visualize the lower confidence limits as in Figure 1, the plot using a fine grid of quantiles, say 100 quantiles ranging from 1% to 100%, will be similar to that using all 5000 quantiles of hidden biases. Importantly, in this way, we now only need to find lower confidence limits for much fewer, say 100, quantiles of hidden biases, which will not increase with  $I$ .

Table A2: Average runtime for generating  $\tilde{\Gamma}_{(k)}$ 's for  $k = 0.05I \times j$ , with  $j = 1, 2, \dots, 20$ .

	$n = 2$	$n = 3$	$n = 4$	$n = 5$	$n = 6$
$I = 5000$	1.922614	2.191779	2.353492	2.492236	2.657214

## A5. Proofs of Theorem 1 and Corollary 1

To prove Theorem 1, we need the following three lemmas.

**Lemma A1.** Let  $q_1$  and  $q_2$  be two constants, and  $Z_1 \equiv 1 - Z_2$  and  $\bar{Z}_1 \equiv 1 - \bar{Z}_2$  be two binary random variables with success probabilities

$$\mathbb{P}(Z_1 = 1) = \frac{\exp(\bar{\gamma}u_1)}{\exp(\bar{\gamma}u_1) + \exp(\bar{\gamma}u_2)}, \quad \mathbb{P}(\bar{Z}_1 = 1) = \frac{\mathbb{1}(q_1 \geq q_2) \exp(\bar{\gamma}) + \mathbb{1}(q_1 < q_2)}{1 + \exp(\bar{\gamma})},$$

where  $u_1$  and  $u_2$  are two constants in  $[0, 1]$ . Then  $\mathbb{P}(Z_1q_1 + Z_2q_2 \geq c) \leq \mathbb{P}(\bar{Z}_1q_1 + \bar{Z}_2q_2 \geq c)$  for any  $c \in \mathbb{R}$ .

*Proof of Lemma A1.* If  $q_1 = q_2$ , then both  $Z_1q_1 + Z_2q_2$  and  $\bar{Z}_1q_1 + \bar{Z}_2q_2$  are constant  $q_1$ , and Lemma A1 holds obviously. Below we consider only the case in which  $q_1 \neq q_2$ . By symmetry and without loss of generality, we assume  $q_1 > q_2$ . Then by definition,

$$Z_1q_1 + Z_2q_2 = \begin{cases} q_1 & \text{with probability } \frac{\exp(\bar{\gamma}u_1)}{\exp(\bar{\gamma}u_1) + \exp(\bar{\gamma}u_2)}, \\ q_2 & \text{with probability } \frac{\exp(\bar{\gamma}u_2)}{\exp(\bar{\gamma}u_1) + \exp(\bar{\gamma}u_2)}. \end{cases}$$

and

$$\bar{Z}_1q_1 + \bar{Z}_2q_2 = \begin{cases} q_1 & \text{with probability } \frac{\exp(\bar{\gamma})}{1 + \exp(\bar{\gamma})}, \\ q_2 & \text{with probability } \frac{1}{1 + \exp(\bar{\gamma})}. \end{cases}$$

For  $c \leq q_2$ ,  $\mathbb{P}(Z_1q_1 + Z_2q_2 \geq c) = \mathbb{P}(\bar{Z}_1q_1 + \bar{Z}_2q_2 \geq c) = 1$ . For  $q_2 < c \leq q_1$ ,

$$\begin{aligned} \mathbb{P}(Z_1q_1 + Z_2q_2 \geq c) &= \mathbb{P}(Z_1q_1 + Z_2q_2 = q_1) = \frac{\exp(\bar{\gamma}u_1)}{\exp(\bar{\gamma}u_1) + \exp(\bar{\gamma}u_2)} \leq \frac{\exp(\bar{\gamma})}{\exp(\bar{\gamma}) + 1} \\ &= \mathbb{P}(\bar{Z}_1q_1 + \bar{Z}_2q_2 = q_1) = \mathbb{P}(\bar{Z}_1q_1 + \bar{Z}_2q_2 \geq c), \end{aligned}$$

where the last inequality holds because  $\exp(\bar{\gamma}u_1)/\{\exp(\bar{\gamma}u_1) + \exp(\bar{\gamma}u_2)\}$  is increasing in  $u_1$  and decreasing in  $u_2$ . For  $c > q_1$ ,  $\mathbb{P}(Z_1q_1 + Z_2q_2 \geq c) = \mathbb{P}(\bar{Z}_1q_1 + \bar{Z}_2q_2 \geq c) = 0$ . From the above, we have  $\mathbb{P}(Z_1q_1 + Z_2q_2 \geq c) \leq \mathbb{P}(\bar{Z}_1q_1 + \bar{Z}_2q_2 \geq c)$  for any  $c \in \mathbb{R}$ . Therefore, Lemma A1 holds.  $\square$

**Lemma A2.** Let  $X$  and  $\bar{X}$  be two random variables satisfying  $\mathbb{P}(X \geq c) \leq \mathbb{P}(\bar{X} \geq c)$  for any  $c \in \mathbb{R}$ , and  $F$  and  $\bar{F}$  be the distribution functions of  $X$  and  $\bar{X}$ . Then the quantile functions of  $X$  and  $\bar{X}$  satisfy  $F^{-1}(p) \leq \bar{F}^{-1}(p)$  for all  $p \in (0, 1)$ .

*Proof of Lemma A2.* From the condition in Lemma A2, for any  $c \in \mathbb{R}$ ,

$$F(c) = 1 - \mathbb{P}(X > c) = 1 - \lim_{d \rightarrow c^+} \mathbb{P}(X \geq d) \geq 1 - \lim_{d \rightarrow c^+} \mathbb{P}(\bar{X} \geq d) = 1 - \mathbb{P}(\bar{X} > c) = \bar{F}(c).$$

This implies that  $\{x \in \mathbb{R} : F(x) \geq p\} \supset \{x \in \mathbb{R} : \bar{F}(x) \geq p\}$  for any  $p \in (0, 1)$ . By the definition of quantile functions, we have  $F^{-1}(p) = \inf\{x : F(x) \geq p\} \leq \inf\{x : \bar{F}(x) \geq p\} = \bar{F}^{-1}(p)$ . Therefore, Lemma A2 holds.  $\square$

**Lemma A3.** Let  $(X_1, \dots, X_I)$  and  $(\bar{X}_1, \dots, \bar{X}_I)$  be  $2I$  random variables satisfying (i)  $(X_1, \dots, X_I)$  are mutually independent, (ii)  $(\bar{X}_1, \dots, \bar{X}_I)$  are mutually independent, and (iii)  $\mathbb{P}(X_i \geq c) \leq \mathbb{P}(\bar{X}_i \geq c)$  for all  $1 \leq i \leq I$  and  $c \in \mathbb{R}$ . Then  $\mathbb{P}(\sum_{i=1}^I X_i \geq c) \leq \mathbb{P}(\sum_{i=1}^I \bar{X}_i \geq c)$  for all  $c \in \mathbb{R}$ .

*Proof of Lemma A3.* Let  $F_i$  and  $\bar{F}_i$  be the distribution functions of  $X_i$  and  $\bar{X}_i$ , respectively, for  $1 \leq i \leq I$ , and let  $(U_1, U_2, \dots, U_I)$  be  $I$  independent and identically distributed (i.i.d.) random variables following the same distribution as  $\text{Unif}(0, 1)$ . Then by the property of quantile functions,  $(X_1, \dots, X_I) \sim (F_1^{-1}(U_1), \dots, F_I^{-1}(U_I))$  and  $(\bar{X}_1, \dots, \bar{X}_I) \sim (\bar{F}_1^{-1}(U_1), \dots, \bar{F}_I^{-1}(U_I))$ . From Lemma A2, we have  $\sum_{i=1}^I X_i \sim \sum_{i=1}^I F_i^{-1}(U_i) \leq \sum_{i=1}^I \bar{F}_i^{-1}(U_i) \sim \sum_{i=1}^I \bar{X}_i$ , which immediately implies that for any  $c \in \mathbb{R}$ ,

$$\mathbb{P}\left(\sum_{i=1}^I X_i \geq c\right) = \mathbb{P}\left(\sum_{i=1}^I F_i^{-1}(U_i) \geq c\right) \leq \mathbb{P}\left(\sum_{i=1}^I \bar{F}_i^{-1}(U_i) \geq c\right) = \mathbb{P}\left(\sum_{i=1}^I \bar{X}_i \geq c\right).$$

Therefore, Lemma A3 holds.  $\square$

**Proof of Theorem 1.** As discussed in Section 2.3, under Fisher's null  $H_0$ ,  $q_{ij}$ 's are constant for all  $i$  and  $j$ . For  $1 \leq i \leq I$ , we define  $\bar{Z}_{i1} \equiv 1 - \bar{Z}_{i2}$  as a binary random variable with the following success probability:

$$\mathbb{P}(\bar{Z}_{i1} = 1) = \frac{\mathbb{1}(q_{i1} \geq q_{i2}) \exp(\bar{\gamma}_i) + \mathbb{1}(q_{i1} < q_{i2})}{1 + \exp(\bar{\gamma}_i)},$$

where  $(\bar{Z}_{i1}, \bar{Z}_{i2})$ 's are mutually independent across all  $i$ . Let  $X_i = Z_{i1}q_{i1} + Z_{i2}q_{i2}$  and  $\bar{X}_i = \bar{Z}_{i1}q_{i1} + \bar{Z}_{i2}q_{i2}$  for  $1 \leq i \leq I$ . Then by definition,  $T = \sum_{i=1}^I X_i$  and  $\bar{T}(\mathbf{\Gamma}) \sim \sum_{i=1}^I \bar{X}_i$ . If the bias  $\mathbf{\Gamma}^*$  in all matched pairs are bounded by  $\mathbf{\Gamma}$ , i.e.,  $\mathbf{\Gamma}^* \preceq \mathbf{\Gamma}$ , then by Lemma A1,  $\mathbb{P}(X_i \geq c) \leq \mathbb{P}(\bar{X}_i \geq c)$  for all  $c \in \mathbb{R}$ . From Lemma A3 and by the mutual independence of  $(Z_{i1}, Z_{i2})$ 's and  $(\bar{Z}_{i1}, \bar{Z}_{i2})$ 's across all matched pairs, we then have for all  $c \in \mathbb{R}$ ,

$$\mathbb{P}(T \geq c) = \mathbb{P}\left(\sum_{i=1}^I X_i \geq c\right) \leq \mathbb{P}\left(\sum_{i=1}^I \bar{X}_i \geq c\right) = \mathbb{P}(\bar{T}(\mathbf{\Gamma}) \geq c).$$

Therefore, Theorem 1 holds. □

To prove Corollary 1, we need the following lemma.

**Lemma A4.** For any random variable  $W$ , define  $G(w) = \mathbb{P}(W \geq w)$ . Then  $\mathbb{P}(G(W) \leq \alpha) \leq \alpha$  for all  $\alpha \in (0, 1)$ .

*Proof of Lemma A4.* Note that  $G(w)$  is decreasing in  $w$ . For any  $p \in (0, 1)$ , we define  $G^{-1}(p) = \inf\{w : G(w) \leq p\}$ . For any given  $\alpha \in (0, 1)$ , we consider the following two cases. If  $G(G^{-1}(\alpha)) \leq \alpha$ , then

$$\mathbb{P}(G(W) \leq \alpha) \leq \mathbb{P}(W \geq G^{-1}(\alpha)) = G(G^{-1}(\alpha)) \leq \alpha.$$

Otherwise,  $G(G^{-1}(\alpha)) > \alpha$ , and

$$\mathbb{P}(G(W) \leq \alpha) \leq \mathbb{P}(W > G^{-1}(\alpha)) = \lim_{m \rightarrow \infty} \mathbb{P}\left(W \geq G^{-1}(\alpha) + \frac{1}{m}\right) = \lim_{m \rightarrow \infty} G\left(G^{-1}(\alpha) + \frac{1}{m}\right) \leq \alpha.$$

Therefore, Lemma A4 holds. □

**Proof of Corollary 1.** Define  $G(c) = \mathbb{P}(T \geq c)$ . From Theorem 1, we can know that  $G(c) \leq \bar{G}_{\mathbf{\Gamma}}(c)$  for all  $c \in \mathbb{R}$ . This then implies that, for  $\alpha \in (0, 1)$ ,

$$\mathbb{P}(\bar{p}_{\mathbf{\Gamma}} \leq \alpha) = \mathbb{P}\{\bar{G}_{\mathbf{\Gamma}}(T) \leq \alpha\} \leq \mathbb{P}(G(T) \leq \alpha) \leq \alpha,$$

where the last inequality follows from Lemma A4. Therefore, Corollary 1 holds. □

## A6. Proofs of Theorem 2 and Corollary 2

To prove Theorem 2, we need the following lemma.

**Lemma A5.** Let  $q_1 \leq q_2$  and  $r_1 \leq r_2$  be four constants satisfying  $q_2 - q_1 \leq r_2 - r_1$ . Let  $Z_2 \equiv 1 - Z_1$ ,  $W_2 \equiv 1 - W_1$ ,  $\bar{Z}_2 \equiv 1 - \bar{Z}_1$ ,  $\bar{W}_2 \equiv 1 - \bar{W}_1$  be four binary random variables with success probabilities  $\mathbb{P}(Z_2 = 1) = \bar{p}$ ,  $\mathbb{P}(W_2 = 1) = \underline{p}$ ,  $\mathbb{P}(\bar{Z}_2 = 1) = \underline{p}$  and  $\mathbb{P}(\bar{W}_2 = 1) = \bar{p}$ , for some  $0 \leq \underline{p} \leq \bar{p} \leq 1$ . Then we must have, for any  $c \in \mathbb{R}$ ,

$$\mathbb{P}(Z_1q_1 + Z_2q_2 + W_1r_1 + W_2r_2 \geq c) \leq \mathbb{P}(\bar{Z}_1q_1 + \bar{Z}_2q_2 + \bar{W}_1r_1 + \bar{W}_2r_2 \geq c).$$

*Proof of Lemma A5.* Let  $X = Z_1q_1 + Z_2q_2 + W_1r_1 + W_2r_2$  and  $\bar{X} = \bar{Z}_1q_1 + \bar{Z}_2q_2 + \bar{W}_1r_1 + \bar{W}_2r_2$ . From the conditions in Lemma A5,  $q_1 + r_1 \leq q_2 + r_1 \leq q_1 + r_2 \leq q_2 + r_2$ . Below we first consider the case in which these four quantities are all different. By definition,

$$X = \begin{cases} q_1 + r_1, & \text{with probability } (1 - \bar{p})(1 - \underline{p}) \\ q_2 + r_1, & \text{with probability } \bar{p}(1 - \underline{p}) \\ q_1 + r_2, & \text{with probability } (1 - \bar{p})\underline{p} \\ q_2 + r_2, & \text{with probability } \bar{p} \cdot \underline{p}, \end{cases}$$

and

$$\bar{X} = \begin{cases} q_1 + r_1, & \text{with probability } (1 - \underline{p})(1 - \bar{p}) \\ q_2 + r_1, & \text{with probability } \underline{p}(1 - \bar{p}) \\ q_1 + r_2, & \text{with probability } (1 - \underline{p})\bar{p} \\ q_2 + r_2, & \text{with probability } \underline{p} \cdot \bar{p} \end{cases}$$

This implies that

$$\begin{aligned} \mathbb{P}(X \geq q_1 + r_1) &= 1 = \mathbb{P}(\bar{X} \geq q_1 + r_1), \\ \mathbb{P}(X \geq q_2 + r_1) &= 1 - (1 - \bar{p})(1 - \underline{p}) = \mathbb{P}(\bar{X} \geq q_2 + r_1), \\ \mathbb{P}(X \geq q_1 + r_2) &= (1 - \bar{p})\underline{p} + \bar{p} \cdot \underline{p} = \underline{p} \leq \bar{p} = (1 - \underline{p})\bar{p} + \underline{p} \cdot \bar{p} = \mathbb{P}(\bar{X} \geq q_1 + r_2), \\ \mathbb{P}(X \geq q_2 + r_2) &= \bar{p} \cdot \underline{p} = \mathbb{P}(\bar{X} \geq q_2 + r_2). \end{aligned}$$

Consequently, we must have  $\mathbb{P}(X \geq c) \leq \mathbb{P}(\bar{X} \geq c)$  for all  $c$ . By the same logic, we can verify that this also holds when some elements of  $\{q_1 + r_1, q_2 + r_1, q_1 + r_2, q_2 + r_2\}$  are equal. Therefore, Lemma A5 holds.  $\square$

**Proof of Theorem 2.** Recall that  $\mathcal{I}_k^*$  is the set of indices of the matched sets with the  $k$  smallest bias  $\Gamma_i^*$ 's. Let  $\mathbf{\Gamma} = \Gamma_0 \cdot \mathbf{1}_{\mathcal{I}_k^*} + \infty \cdot \mathbf{1}_{\mathcal{I}_k^c}$ . Then  $\Gamma_{(k)}^* \leq \Gamma_0$  is equivalent to  $\mathbf{\Gamma}^* \preceq \mathbf{\Gamma}$ . From Theorem 1,  $\mathbb{P}(T \geq c) \leq \mathbb{P}(\bar{T}(\mathbf{\Gamma}) \geq c)$  for all  $c \in \mathbb{R}$ , where  $\bar{T}(\mathbf{\Gamma})$  is defined the same as in Theorem 1. Define  $\mathcal{I}_k$  the same as in Theorem 2, and  $\tilde{\mathbf{\Gamma}} = \Gamma_0 \cdot \mathbf{1}_{\mathcal{I}_k} + \infty \cdot \mathbf{1}_{\mathcal{I}_k^c}$ . We define  $\bar{T}(\tilde{\mathbf{\Gamma}})$  analogously as in Theorem 1.

Below we compare the distributions of  $\bar{T}(\mathbf{\Gamma})$  and  $\bar{T}(\tilde{\mathbf{\Gamma}})$ . Let  $q'_{i1} = \min\{q_{i1}, q_{i2}\}$  and  $q'_{i2} = \max\{q_{i1}, q_{i2}\}$ , for  $1 \leq i \leq I$ . By definition,  $\bar{T}(\mathbf{\Gamma}) \sim \sum_{i=1}^I (\bar{Z}_{i1}q'_{i1} + \bar{Z}_{i2}q'_{i2})$ , where  $\bar{Z}_{i2} \equiv 1 - \bar{Z}_{i1}$  are mutually independent across all  $i$  and

$$\mathbb{P}(\bar{Z}_{i2} = 1 \mid \mathcal{Z}) = \begin{cases} \Gamma_0/(1 + \Gamma_0), & \text{if } i \in \mathcal{I}_k^*, \\ 1, & \text{otherwise.} \end{cases}$$

Similarly,  $\bar{T}(\tilde{\mathbf{\Gamma}}) \sim \sum_{i=1}^I (\tilde{Z}_{i1}q'_{i1} + \tilde{Z}_{i2}q'_{i2})$ , where  $\tilde{Z}_{i2} \equiv 1 - \tilde{Z}_{i1}$  are mutually independent across all  $i$  and

$$\mathbb{P}(\tilde{Z}_{i2} = 1 \mid \mathcal{Z}) = \begin{cases} \Gamma_0/(1 + \Gamma_0), & \text{if } i \in \mathcal{I}_k, \\ 1, & \text{otherwise.} \end{cases}$$

Define  $\mathcal{C} = (\mathcal{I}_k^c \cap \mathcal{I}_k^*) \cup (\mathcal{I}_k \cap \mathcal{I}_k^*)$ . By definition,  $\bar{Z}_{i2} \sim \tilde{Z}_{i2}$  for all  $i \in \mathcal{C}$ . Consider any  $i \in \mathcal{I}_k \setminus \mathcal{I}_k^*$  and any  $j \in \mathcal{I}_k^* \setminus \mathcal{I}_k$ . Then, by the construction of  $\mathcal{I}_k$ , we must have  $q'_{i2} - q'_{i1} \leq q'_{j2} - q'_{j1}$ . From Lemma A5 and the fact that  $\mathbb{P}(\bar{Z}_{i2} = 1 \mid \mathcal{Z}) = \mathbb{P}(\tilde{Z}_{j2} = 1 \mid \mathcal{Z}) = 1$  and  $\mathbb{P}(\bar{Z}_{j2} = 1 \mid \mathcal{Z}) = \mathbb{P}(\tilde{Z}_{i2} = 1 \mid \mathcal{Z}) = \Gamma_0/(1 + \Gamma_0) \leq 1$ , we have, for all  $c \in \mathbb{R}$ ,

$$\mathbb{P}(\bar{Z}_{i1}q'_{i1} + \bar{Z}_{i2}q'_{i2} + \bar{Z}_{j1}q'_{j1} + \bar{Z}_{j2}q'_{j2} \geq c \mid \mathcal{Z}) \leq \mathbb{P}(\tilde{Z}_{i1}q'_{i1} + \tilde{Z}_{i2}q'_{i2} + \tilde{Z}_{j1}q'_{j1} + \tilde{Z}_{j2}q'_{j2} \geq c). \quad (\text{A7})$$

From Lemma A3 and the mutual independence of  $\bar{Z}_{i2}$ 's and  $\tilde{Z}_{i2}$ 's over all  $i$ , we then have, for all  $c \in \mathbb{R}$ ,

$$\begin{aligned} & \mathbb{P}(\bar{T}(\mathbf{\Gamma}) \geq c) \\ &= \mathbb{P}\left\{ \sum_{i \in \mathcal{C}} (\bar{Z}_{i1}q'_{i1} + \bar{Z}_{i2}q'_{i2}) + \sum_{i \in \mathcal{I}_k \setminus \mathcal{I}_k^*} (\bar{Z}_{i1}q'_{i1} + \bar{Z}_{i2}q'_{i2}) + \sum_{j \in \mathcal{I}_k^* \setminus \mathcal{I}_k} (\bar{Z}_{j1}q'_{j1} + \bar{Z}_{j2}q'_{j2}) \geq c \mid \mathcal{Z} \right\} \\ &\leq \mathbb{P}\left\{ \sum_{i \in \mathcal{C}} (\tilde{Z}_{i1}q'_{i1} + \tilde{Z}_{i2}q'_{i2}) + \sum_{i \in \mathcal{I}_k \setminus \mathcal{I}_k^*} (\tilde{Z}_{i1}q'_{i1} + \tilde{Z}_{i2}q'_{i2}) + \sum_{j \in \mathcal{I}_k^* \setminus \mathcal{I}_k} (\tilde{Z}_{j1}q'_{j1} + \tilde{Z}_{j2}q'_{j2}) \geq c \mid \mathcal{Z} \right\} \\ &= \mathbb{P}(\bar{T}(\tilde{\mathbf{\Gamma}}) \geq c), \end{aligned}$$



where the last inequality holds because  $\mathcal{I}_k \setminus \mathcal{I}_k^*$  and  $\mathcal{I}_k^* \setminus \mathcal{I}_k$  must have the same size and we can pair them in an arbitrary way and use the inequality (A7).

From the above and Theorem 1, we have, for all  $c \in \mathbb{R}$

$$\mathbb{P}(T \geq c) \leq \mathbb{P}(\bar{T}(\mathbf{\Gamma}) \geq c) \leq \mathbb{P}(\bar{T}(\tilde{\mathbf{\Gamma}}) \geq c) = \mathbb{P}(\bar{T}(\Gamma_0; k) \geq c),$$

where the last equality follows from the definition of  $\bar{T}(\Gamma_0; k)$ . Therefore, Theorem 2 holds.  $\square$

**Proof of Corollary 2.** Define  $G(c) = \mathbb{P}(T \geq c)$ . From Theorem 2 and Lemma A4, we can know that  $G(c) \leq \bar{G}_{\Gamma; k}(c)$  for all  $c \in \mathbb{R}$ . This then implies that, for  $\alpha \in (0, 1)$ ,

$$\mathbb{P}(\bar{p}_{\Gamma; k} \leq \alpha) = \mathbb{P}\{\bar{G}_{\Gamma; k}(T) \leq \alpha\} \leq \mathbb{P}(G(T) \leq \alpha) \leq \alpha.$$

Therefore, Corollary 2 holds.  $\square$

## A7. Proofs of Corollary 3 and Theorem 3

To prove Corollary 3, we need the following lemma.

**Lemma A6.**  $\bar{p}_{\Gamma_0; k}$  is increasing in  $\Gamma_0$  and decreasing in  $k$ .

*Proof of Lemma A6.* Recall that  $\bar{p}_{\Gamma_0; k} = \bar{G}_{\Gamma_0; k}(T)$ , where  $\bar{G}_{\Gamma_0; k}$  is the tail probability of  $\bar{T}(\Gamma_0; k) \sim \bar{T}(\Gamma_0 \cdot \mathbf{1}_{\mathcal{I}_k} + \infty \cdot \mathbf{1}_{\mathcal{I}_k^c})$ . For any  $\Gamma_0 \leq \Gamma'_0$  and  $k \geq k'$ , by definition, we must have  $\Gamma_0 \cdot \mathbf{1}_{\mathcal{I}_k} + \infty \cdot \mathbf{1}_{\mathcal{I}_k^c} \preceq \Gamma'_0 \cdot \mathbf{1}_{\mathcal{I}_{k'}} + \infty \cdot \mathbf{1}_{\mathcal{I}_{k'}^c}$ . By the same logic as Theorem 1, we can know that  $\bar{T}(\Gamma_0 \cdot \mathbf{1}_{\mathcal{I}_k} + \infty \cdot \mathbf{1}_{\mathcal{I}_k^c})$  is stochastically smaller than or equal to  $\bar{T}(\Gamma'_0 \cdot \mathbf{1}_{\mathcal{I}_{k'}} + \infty \cdot \mathbf{1}_{\mathcal{I}_{k'}^c})$ . This immediately implies that  $\bar{p}_{\Gamma_0; k} \leq \bar{p}_{\Gamma'_0; k'}$ . Therefore,  $\bar{p}_{\Gamma_0; k}$  is increasing in  $\Gamma_0$  and decreasing in  $k$ . i.e., Lemma A6 holds.  $\square$

**Proof of Corollary 3.** The equivalent form of the confidence sets in Corollary 3 follows immediately from Lemma A6. The validity of the confidence sets in Corollary 3 is a direct corollary of Theorem 3, which will be proved immediately.  $\square$

**Proof of Theorem 3.** First, we prove that  $\Gamma_{(k)}^* \in \{\Gamma_0 \geq 1 : \bar{p}_{\Gamma_0; k} > \alpha\} \implies \mathbf{\Gamma}^* \in \bigcap_{\Gamma_0: \bar{p}_{\Gamma_0; k} \leq \alpha} \mathcal{S}_{\Gamma_0; k}^c$ . Suppose that  $\Gamma_{(k)}^* \in \{\Gamma_0 \geq 1 : \bar{p}_{\Gamma_0; k} > \alpha\}$ . Then  $\bar{p}_{\Gamma_{(k)}^*; k} > \alpha$ . For any  $\Gamma_0$  such that  $\bar{p}_{\Gamma_0; k} \leq \alpha$ , from Lemma A6, we must have  $\Gamma_0 < \Gamma_{(k)}^*$ , which implies that  $\mathbf{\Gamma}^* \notin \mathcal{S}_{\Gamma_0; k}$ . Therefore, we must have  $\mathbf{\Gamma}^* \in \bigcap_{\Gamma_0: \bar{p}_{\Gamma_0; k} \leq \alpha} \mathcal{S}_{\Gamma_0; k}^c$ .

Second, we prove that  $\mathbf{\Gamma}^* \in \bigcap_{\Gamma_0: \bar{p}_{\Gamma_0; k} \leq \alpha} \mathcal{S}_{\Gamma_0; k}^c \implies \Gamma_{(k)}^* \in \{\Gamma_0 \geq 1 : \bar{p}_{\Gamma_0; k} > \alpha\}$ . We prove this by contradiction. Suppose that  $\mathbf{\Gamma}^* \in \bigcap_{\Gamma_0: \bar{p}_{\Gamma_0; k} \leq \alpha} \mathcal{S}_{\Gamma_0; k}^c$  and  $\Gamma_{(k)}^* \notin \{\Gamma_0 \geq 1 : \bar{p}_{\Gamma_0; k} > \alpha\}$ .

The latter implies that  $\bar{p}_{\Gamma^*_{(k)};k} \leq \alpha$ , and the former then implies that  $\Gamma^* \in \mathcal{S}_{\Gamma^*_{(k)};k}^c$ . However,  $\Gamma^* \in \mathcal{S}_{\Gamma^*_{(k)};k}$  by definition, resulting in a contradiction.

Third, we prove that  $I^*(\Gamma_0) \in \{I - k : \bar{p}_{\Gamma_0;k} > \alpha, 0 \leq k \leq I\} \implies \Gamma^* \in \bigcap_{k:\bar{p}_{\Gamma_0;k} \leq \alpha} \mathcal{S}_{\Gamma_0;k}^c$ . Suppose that  $I^*(\Gamma_0) \in \{I - k : \bar{p}_{\Gamma_0;k} > \alpha, 1 \leq k \leq I\}$ . Then  $\bar{p}_{\Gamma_0;I-I^*(\Gamma_0)} > \alpha$ . For any  $k$  such that  $\bar{p}_{\Gamma_0;k} \leq \alpha$ , from Lemma A6, we must have  $k > I - I^*(\Gamma_0)$  or equivalently  $I^*(\Gamma_0) > I - k$ , which by definition implies that  $\Gamma^* \notin \mathcal{S}_{\Gamma_0;k}$ . Therefore, we must have  $\Gamma^* \in \bigcap_{k:\bar{p}_{\Gamma_0;k} \leq \alpha} \mathcal{S}_{\Gamma_0;k}^c$ .

Fourth, we prove that  $\Gamma^* \in \bigcap_{k:\bar{p}_{\Gamma_0;k} \leq \alpha} \mathcal{S}_{\Gamma_0;k}^c \implies I^*(\Gamma_0) \in \{I - k : \bar{p}_{\Gamma_0;k} > \alpha, 0 \leq k \leq I\}$ . We prove this by contradiction. Suppose that  $\Gamma^* \in \bigcap_{k:\bar{p}_{\Gamma_0;k} \leq \alpha} \mathcal{S}_{\Gamma_0;k}^c$  and  $I^*(\Gamma_0) \notin \{I - k : \bar{p}_{\Gamma_0;k} > \alpha, 0 \leq k \leq I\}$ . The latter implies that  $\bar{p}_{\Gamma_0;I-I^*(\Gamma_0)} \leq \alpha$ , and the former then implies that  $\Gamma^* \in \mathcal{S}_{\Gamma_0;I-I^*(\Gamma_0)}$ . However,  $\Gamma^* \in \mathcal{S}_{\Gamma_0;I-I^*(\Gamma_0)}$  by definition, resulting in a contradiction.

Fifth, we prove the validity of the confidence set in (A1). Note that

$$\mathbb{P}\left(\Gamma^* \in \bigcap_{\Gamma_0, k: \bar{p}_{\Gamma_0;k} \leq \alpha} \mathcal{S}_{\Gamma_0;k}^c\right) = 1 - \mathbb{P}\left(\Gamma^* \in \bigcup_{\Gamma_0, k: \bar{p}_{\Gamma_0;k} \leq \alpha} \mathcal{S}_{\Gamma_0;k}\right).$$

If  $\Gamma^* \in \bigcup_{\Gamma_0, k: \bar{p}_{\Gamma_0;k} \leq \alpha} \mathcal{S}_{\Gamma_0;k}$ , then there must exist  $(\Gamma_0, k)$  such that  $\bar{p}_{\Gamma_0;k} \leq \alpha$  and  $\Gamma^* \in \mathcal{S}_{\Gamma_0;k}$ , where the latter further implies that  $\Gamma^*_{(k)} \leq \Gamma_0$ . Define  $G(c) = \mathbb{P}(T \geq c)$  for all  $c \in \mathbb{R}$ . From Theorem 2, we must have  $G(T) \leq \bar{p}_{\Gamma_0;k} \leq \alpha$ . Thus,

$$\mathbb{P}\left(\Gamma^* \in \bigcap_{\Gamma_0, k: \bar{p}_{\Gamma_0;k} \leq \alpha} \mathcal{S}_{\Gamma_0;k}^c\right) = 1 - \mathbb{P}\left(\Gamma^* \in \bigcup_{\Gamma_0, k: \bar{p}_{\Gamma_0;k} \leq \alpha} \mathcal{S}_{\Gamma_0;k}\right) \geq 1 - \mathbb{P}(G(T) \leq \alpha) \geq 1 - \alpha,$$

where the last inequality holds due to Lemma A4.

From the above, Theorem 3 holds. □

## A8. Proofs of Theorem 4 and Corollary A1

To prove Theorem 4, we need the following three lemmas.

**Lemma A7.** For each  $n$ , let  $X_{n,m}, 1 \leq m \leq n$ , be independent random variables with  $\mathbb{E}X_{n,m} = 0$ . Suppose

- (i)  $\sum_{m=1}^n \mathbb{E}X_{n,m}^2 \rightarrow \sigma^2 > 0$ ;
- (ii) for all  $\epsilon > 0, \lim_{n \rightarrow \infty} \sum_{m=1}^n \mathbb{E}(|X_{n,m}|^2; |X_{n,m}| > \epsilon) = 0$ .

Then  $S_n = X_{n,1} + \dots + X_{n,n} \xrightarrow{d} \mathcal{N}(0, 1)$  as  $n \rightarrow \infty$ .

*Proof of Lemma A7.* Lemma A7 is the Lindeberg-Feller theorem; see, e.g., Durrett (2010). □

**Lemma A8.** If Condition A1 holds, then

$$(T - \mathbb{E}T)/\text{Var}^{1/2}(T) \xrightarrow{d} \mathcal{N}(0, 1).$$

*Proof of Lemma A8.* Recall that  $T = \sum_{i=1}^I T_i = \sum_{i=1}^I \sum_{j=1}^{n_i} Z_{ij} q_{ij}$ ,  $T_i$ 's are mutually independent across all matched sets, and  $\mu_i = \mathbb{E}(T_i)$  and  $v_i^2 = \text{Var}(T_i)$  are the mean and variance of  $T_i$  for  $1 \leq i \leq I$ . By the mutual independence of  $T_i$ 's,  $T$  has mean  $\mu = \sum_{i=1}^I \mu_i$  and variance  $\sigma^2 = \sum_{i=1}^I v_i^2$ . Below we prove the asymptotic Gaussianity of  $T$  using Lemma A7.

We first bound  $|\sum_{j=1}^{n_i} Z_{ij} q_{ij} - \mu_i|$  and  $v_i^2$ . By definition,  $q_{i(1)} \leq \sum_{j=1}^{n_i} Z_{ij} q_{ij} \leq q_{i(n_i)}$ . This implies that  $q_{i(1)} \leq \mu_i \leq q_{i(n_i)}$  and thus  $|\sum_{j=1}^{n_i} Z_{ij} q_{ij} - \mu_i| \leq q_{i(n_i)} - q_{i(1)} = R_i$ . With slight abuse of notation, let  $Z_{i(j)}$  denote the corresponding treatment assignment indicator for  $q_{i(j)}$ , i.e.,  $T_s = \sum_{j=1}^{n_i} Z_{ij} q_{ij} = \sum_{j=1}^{n_i} Z_{i(j)} q_{i(j)}$ , and define  $e_{i(j)} = \mathbb{P}(Z_{i(j)} = 1 \mid \mathcal{Z})$ .

By definition, we can then bound  $v_i^2$  as follows:

$$v_i^2 = \sum_{j=1}^{n_i} e_{i(j)} (q_{i(j)} - \mu_i)^2 \geq e_{i(1)} (q_{i(1)} - \mu_i)^2 + e_{i(n_i)} (q_{i(n_i)} - \mu_i)^2.$$

Note that  $\mu_i = \sum_{j=1}^{n_i} e_{i(j)} q_{i(j)}$  must satisfy

$$(1 - e_{i(n_i)}) q_{i(1)} + e_{i(n_i)} q_{i(n_i)} \leq \mu_i \leq e_{i(1)} q_{i(1)} + \{1 - e_{i(1)}\} q_{i(n_i)},$$

which implies that

$$\begin{aligned} \mu_i - q_{i(1)} &\geq \{1 - e_{i(n_i)}\} q_{i(1)} + e_{i(n_i)} q_{i(n_i)} - q_{i(1)} = e_{i(n_i)} R_i, \\ q_{i(n_i)} - \mu_i &\geq q_{i(n_i)} - e_{i(1)} q_{i(1)} - \{1 - e_{i(1)}\} q_{i(n_i)} = e_{i(1)} R_i. \end{aligned}$$

Thus, we can further bound  $v_i^2$  by

$$\begin{aligned} v_i^2 &\geq e_{i(1)} (q_{i(1)} - \mu_i)^2 + e_{i(n_i)} (q_{i(n_i)} - \mu_i)^2 \geq e_{i(1)} e_{i(n_i)}^2 R_i^2 + e_{i(n_i)} e_{i(1)}^2 R_i^2 \\ &= e_{i(1)} e_{i(n_i)} \{e_{i(1)} + e_{i(n_i)}\} R_i^2. \end{aligned}$$

Because the bias in matched set  $i$  is  $\Gamma_i^*$ , the  $e_{i(j)}$ 's for units in matched set  $i$  must be bounded below by  $1/\{1 + (n_i - 1)\Gamma_i^*\} \geq 1/(n_i \Gamma_i^*)$ . Consequently,

$$v_i^2 \geq e_{i(1)} e_{i(n_i)} \{e_{i(1)} + e_{i(n_i)}\} R_i^2 \geq \frac{2}{(n_i \Gamma_i^*)^3} R_i^2.$$

We then prove the asymptotic Gaussianity of  $T$ . Let  $X_i = (T_i - \mu_i)/\sigma$ ,  $1 \leq i \leq I$ . Obviously,  $X_i$ 's are mutually independent across all  $i$ , and  $\sum_{i=1}^I \mathbb{E}(X_i^2) = 1$ . To prove the

asymptotic Gaussianity of  $T$ , it suffices to verify condition (ii) in Lemma A7. From the proof in the first part, we have

$$X_i^2 = \frac{(T_i - \mu_i)^2}{\sigma^2} = \frac{(T_i - \mu_i)^2}{\sum_{i=1}^I v_i^2} \leq \frac{R_i^2}{\sum_{i=1}^I 2R_i^2 / \{(n_i \Gamma_i^*)^3\}} = \frac{1}{2} \frac{R_i^2}{\sum_{i=1}^I R_i^2 / (n_i \Gamma_i^*)^3}.$$

Under Condition A1,  $\max_{1 \leq i \leq I} X_i^2 \rightarrow 0$ , and thus we must have  $\lim_{I \rightarrow \infty} \sum_{i=1}^I \mathbb{E}(|X_i|^2; |X_i| > \epsilon) = 0$  for any  $\epsilon > 0$ . From Lemma A7, we then have

$$\frac{T - \mathbb{E}T}{\text{Var}^{1/2}(T)} = \frac{T - \mu}{\sigma} = \sum_{i=1}^I X_i \xrightarrow{d} \mathcal{N}(0, 1).$$

Therefore, Lemma A8 holds.  $\square$

**Lemma A9.** Assume Fisher's null  $H_0$  in (4) holds. If  $\mathbf{\Gamma}^* \preceq \mathbf{\Gamma} \in [1, \infty]^I$  and Condition A2 holds, then for any  $c \geq 0$ ,  $\mu(\mathbf{\Gamma}) + c\sigma(\mathbf{\Gamma})$  is greater than or equal to  $\mu + c\sigma$  when  $I$  is sufficiently large.

*Proof of Lemma A9.* By the definition of  $\mathcal{A}_{\mathbf{\Gamma}}$  and the construction of  $\mu_i(\Gamma_i)$ 's and  $v_i^2(\Gamma_i)$ 's,  $\mu_i < \mu_i(\bar{\Gamma}_i)$  for all  $i \in \mathcal{A}_{\mathbf{\Gamma}}$ , and

$$\mu(\mathbf{\Gamma}) - \mu = \sum_{i=1}^I \{\mu_i(\Gamma_i) - \mu_i\} \geq \sum_{i \in \mathcal{A}_{\mathbf{\Gamma}}} \{\mu_i(\Gamma_i) - \mu_i\} = |\mathcal{A}_{\mathbf{\Gamma}}| \cdot \Delta_{\mu}(\mathbf{\Gamma}).$$

Moreover,

$$\begin{aligned} \sigma - \sigma(\mathbf{\Gamma}) &= \sqrt{\sum_{i=1}^I v_i^2} - \sqrt{\sum_{i=1}^I v_i^2(\Gamma_i)} = \frac{\sum_{i=1}^I v_i^2 - \sum_{i=1}^I v_i^2(\Gamma_i)}{\sqrt{\sum_{i=1}^I v_i^2} + \sqrt{\sum_{i=1}^I v_i^2(\Gamma_i)}} \leq \frac{\sum_{i \in \mathcal{A}_{\mathbf{\Gamma}}} (v_i^2 - v_i^2(\Gamma_i))}{\sqrt{\sum_{i=1}^I v_i^2} + \sqrt{\sum_{i=1}^I v_i^2(\Gamma_i)}} \\ &= \frac{|\mathcal{A}_{\mathbf{\Gamma}}| \Delta_{v^2}(\mathbf{\Gamma})}{\sqrt{\sum_{i=1}^I v_i^2} + \sqrt{\sum_{i=1}^I v_i^2(\Gamma_i)}} \leq \frac{|\mathcal{A}_{\mathbf{\Gamma}}| \Delta_{v^2}(\mathbf{\Gamma})}{\sqrt{\sum_{i=1}^I v_i^2}}. \end{aligned}$$

From the proof of Lemma A8, we have  $\sum_{i=1}^I v_i^2 \geq 2 \sum_{i=1}^I R_i^2 / (n_i \Gamma_i^*)^3$ . These then imply that

$$\begin{aligned} \mu(\mathbf{\Gamma}) + c\sigma(\mathbf{\Gamma}) - (\mu + c\sigma) &= \mu(\mathbf{\Gamma}) - \mu - c\{\sigma - \sigma(\mathbf{\Gamma})\} \geq |\mathcal{A}_{\mathbf{\Gamma}}| \cdot \Delta_{\mu}(\mathbf{\Gamma}) - c \frac{|\mathcal{A}_{\mathbf{\Gamma}}| \Delta_{v^2}(\mathbf{\Gamma})}{\sqrt{\sum_{i=1}^I v_i^2}} \\ &= \frac{|\mathcal{A}_{\mathbf{\Gamma}}| \Delta_{v^2}(\mathbf{\Gamma})}{\sqrt{\sum_{i=1}^I v_i^2}} \left\{ \frac{\Delta_{\mu}(\mathbf{\Gamma}) \sqrt{\sum_{i=1}^I v_i^2}}{\Delta_{v^2}(\mathbf{\Gamma})} - c \right\} \end{aligned}$$

$$\geq \frac{|\mathcal{A}_\Gamma| \Delta_{v^2}(\Gamma)}{\sqrt{\sum_{i=1}^I v_i^2}} \left\{ \sqrt{2} \frac{\Delta_\mu(\Gamma)}{\Delta_{v^2}(\Gamma)} \sqrt{\sum_{i=1}^I \frac{R_i^2}{(n_i \Gamma_i^*)^3}} - c \right\}. \quad (\text{A8})$$

Under Condition A2, there exists  $\underline{I}$  such that for all  $I \geq \underline{I}$ , we have

$$\sqrt{2} \frac{\Delta_\mu(\Gamma)}{\Delta_{v^2}(\Gamma)} \sqrt{\sum_{i=1}^I \frac{R_i^2}{(n_i \Gamma_i^*)^3}} > c.$$

Thus,  $\mu(\Gamma) + c\sigma(\Gamma) - (\mu + c\sigma) \geq 0$  for  $I \geq \underline{I}$ . Therefore,  $\mu(\Gamma) + c\sigma(\Gamma)$  is greater than or equal to  $\mu + c\sigma$  when  $I$  is sufficiently large.  $\square$

**Proof of Theorem 4.** We compare the tail probability of  $\{T - \mu(\Gamma)\}/\sigma(\Gamma)$  to that of a standard Gaussian random variable. For any  $c \geq 0$ , from Lemma A9,  $\mu(\Gamma) + c\sigma(\Gamma) \geq \mu + c\sigma$  when  $I$  is sufficiently large. This implies that

$$\begin{aligned} \limsup_{I \rightarrow \infty} \mathbb{P} \left( \frac{T - \mu(\Gamma)}{\sigma(\Gamma)} \geq c \right) &= \limsup_{I \rightarrow \infty} \mathbb{P} (T \geq \mu(\Gamma) + c\sigma(\Gamma)) \leq \limsup_{I \rightarrow \infty} \mathbb{P} (T \geq \mu + c\sigma) \\ &= \limsup_{I \rightarrow \infty} \mathbb{P} \left( \frac{T - \mu}{\sigma} \geq c \right). \end{aligned}$$

From Lemma A8, under Condition A1,  $(T - \mu)/\sigma \xrightarrow{d} \mathcal{N}(0, 1)$ . Thus,  $\limsup_{I \rightarrow \infty} \mathbb{P}\{(T - \mu)/\sigma \geq c\} = 1 - \Phi(c)$ , where  $\Phi(\cdot)$  is the distribution function of standard Gaussian distribution. Therefore,  $\limsup_{I \rightarrow \infty} \mathbb{P}\{\{T - \mu(\Gamma)\}/\sigma(\Gamma) \geq c\} \leq 1 - \Phi(c)$  for any  $c \geq 0$ .

From the above, Theorem 4 holds.  $\square$

**Proof of Corollary A1.** By definition,

$$\begin{aligned} \mathbb{P}(\tilde{p}_\Gamma \leq \alpha) &= \mathbb{P} \left\{ \Phi \left( \frac{T - \mu(\Gamma)}{\sigma(\Gamma)} \right) \cdot \mathbb{1}\{T \geq \mu(\Gamma)\} \geq 1 - \alpha \right\} \\ &= \mathbb{P} \left\{ \Phi \left( \frac{T - \mu(\Gamma)}{\sigma(\Gamma)} \right) \geq 1 - \alpha, T \geq \mu(\Gamma) \right\} \\ &= \mathbb{P} \{T \geq \Phi^{-1}(1 - \alpha)\sigma(\Gamma) + \mu(\Gamma), T \geq \mu(\Gamma)\} = \mathbb{P} \{T \geq c\sigma(\Gamma) + \mu(\Gamma)\} \end{aligned}$$

where  $c = \max\{0, \Phi^{-1}(1 - \alpha)\} \geq 0$ . From Theorem 4, we then have

$$\limsup_{I \rightarrow \infty} \mathbb{P}(\tilde{p}_\Gamma \leq \alpha) = \limsup_{I \rightarrow \infty} \mathbb{P} \{T \geq \mu(\Gamma) + c\sigma(\Gamma)\} \leq 1 - \Phi(c) \leq 1 - \Phi(\Phi^{-1}(1 - \alpha)) = \alpha.$$

Therefore, Corollary A1 holds.  $\square$

## A9. Proofs of Theorem 5 and Corollary A2

To prove Theorem 5, we need the following lemma.

**Lemma A10.** Assume Fisher's null  $H_0$  holds. If the bias at rank  $k$  is bounded by  $\Gamma_0 \in [1, \infty)$ , i.e.,  $\Gamma_{(k)}^* \leq \Gamma_0$ , and Condition A4 holds, then for any  $c \geq 0$ ,  $\mu(\Gamma_0; \mathcal{I}_{\Gamma_0; k}) + c\sigma(\Gamma_0; \mathcal{I}_{\Gamma_0; k})$  is greater than or equal to  $\mu(\Gamma_0; \mathcal{I}_k^*) + c\sigma(\Gamma_0; \mathcal{I}_k^*)$  when  $I$  is sufficiently large, where  $\mu(\Gamma_0; \mathcal{I}_{\Gamma_0; k})$  and  $\mu(\Gamma_0; \mathcal{I}_k^*)$  are defined as in (7), and  $\sigma(\Gamma_0; \mathcal{I}_{\Gamma_0; k})$  and  $\sigma(\Gamma_0; \mathcal{I}_k^*)$  are defined as in (8).

*Proof of Lemma A10.* Recall the definition of  $\mathcal{I}_{\Gamma_0; k}$  and  $\mathcal{I}_k^*$ . For any  $i \in \mathcal{I}_{\Gamma_0; k} \setminus \mathcal{I}_k^*$  and  $j \in \mathcal{I}_k^* \setminus \mathcal{I}_{\Gamma_0; k}$ , we must have  $\mu_i(\infty) - \mu_i(\Gamma_0) \leq \mu_j(\infty) - \mu_j(\Gamma_0)$ . Moreover, if  $\mu_i(\infty) - \mu_i(\Gamma_0) = \mu_j(\infty) - \mu_j(\Gamma_0)$ , then  $v_i^2(\Gamma_0) \geq v_j^2(\Gamma_0)$ . By the definition of  $\mathcal{B}_k(\Gamma_0)$ , for any  $(i, j) \in \mathcal{B}_k(\Gamma_0)$ , we must have  $\mu_i(\infty) - \mu_i(\Gamma_0) < \mu_j(\infty) - \mu_j(\Gamma_0)$ .

By definition, when  $\mathcal{I}_{\Gamma_0; k} \neq \mathcal{I}_k^*$ ,

$$\begin{aligned}
 & \mu(\Gamma_0; \mathcal{I}_{\Gamma_0; k}) - \mu(\Gamma_0; \mathcal{I}_k^*) \\
 &= \sum_{j \in \mathcal{I}_k^* \setminus \mathcal{I}_{\Gamma_0; k}} \{\mu_j(\infty) - \mu_j(\Gamma_0)\} - \sum_{i \in \mathcal{I}_{\Gamma_0; k} \setminus \mathcal{I}_k^*} \{\mu_i(\infty) - \mu_i(\Gamma_0)\} \\
 &= \frac{1}{|\mathcal{I}_{\Gamma_0; k} \setminus \mathcal{I}_k^*|} \sum_{(i, j) \in (\mathcal{I}_{\Gamma_0; k} \setminus \mathcal{I}_k^*) \times (\mathcal{I}_k^* \setminus \mathcal{I}_{\Gamma_0; k})} [\{\mu_j(\infty) - \mu_j(\Gamma_0)\} - \{\mu_i(\infty) - \mu_i(\Gamma_0)\}] \\
 &\geq \frac{1}{|\mathcal{I}_{\Gamma_0; k} \setminus \mathcal{I}_k^*|} \sum_{(i, j) \in \mathcal{B}_k(\Gamma_0)} [\{\mu_j(\infty) - \mu_j(\Gamma_0)\} - \{\mu_i(\infty) - \mu_i(\Gamma_0)\}] \\
 &= \frac{|\mathcal{B}_k(\Gamma_0)|}{|\mathcal{I}_{\Gamma_0; k} \setminus \mathcal{I}_k^*|} \Delta_\mu(\Gamma_0; k),
 \end{aligned}$$

and

$$\begin{aligned}
 \sigma^2(\Gamma_0; \mathcal{I}_k^*) - \sigma^2(\Gamma_0; \mathcal{I}_{\Gamma_0; k}) &= \sum_{j \in \mathcal{I}_k^* \setminus \mathcal{I}_{\Gamma_0; k}} v_j^2(\Gamma_0) - \sum_{i \in \mathcal{I}_{\Gamma_0; k} \setminus \mathcal{I}_k^*} v_i^2(\Gamma_0) \\
 &= \frac{1}{|\mathcal{I}_{\Gamma_0; k} \setminus \mathcal{I}_k^*|} \sum_{(i, j) \in (\mathcal{I}_{\Gamma_0; k} \setminus \mathcal{I}_k^*) \times (\mathcal{I}_k^* \setminus \mathcal{I}_{\Gamma_0; k})} [v_j^2(\Gamma_0) - v_i^2(\Gamma_0)] \\
 &\leq \frac{1}{|\mathcal{I}_{\Gamma_0; k} \setminus \mathcal{I}_k^*|} \sum_{(i, j) \in \mathcal{B}_k(\Gamma_0)} [v_j^2(\Gamma_0) - v_i^2(\Gamma_0)] \\
 &= \frac{|\mathcal{B}_k(\Gamma_0)|}{|\mathcal{I}_{\Gamma_0; k} \setminus \mathcal{I}_k^*|} \Delta_{v^2}(\Gamma_0; k).
 \end{aligned}$$

We can then bound the difference between  $\sigma(\Gamma_0, \mathcal{I}_k^*)$  and  $\sigma(\Gamma_0, \mathcal{I}_{\Gamma_0; k})$  by

$$\begin{aligned} \sigma(\Gamma_0; \mathcal{I}_k^*) - \sigma(\Gamma_0; \mathcal{I}_{\Gamma_0; k}) &= \frac{1}{\sqrt{\sum_{i \in \mathcal{I}_k^*} v_i^2(\Gamma_0)} + \sqrt{\sum_{i \in \mathcal{I}_{\Gamma_0; k}} v_i^2(\Gamma_0)}} \{ \sigma^2(\Gamma_0; \mathcal{I}_k^*) - \sigma^2(\Gamma_0; \mathcal{I}_{\Gamma_0; k}) \} \\ &\leq \frac{1}{\sqrt{\sum_{i \in \mathcal{I}_{\Gamma_0; k}} v_i^2(\Gamma_0)} + \sqrt{\sum_{i \in \mathcal{I}_k^*} v_i^2(\Gamma_0)}} \frac{|\mathcal{B}_k(\Gamma_0)|}{|\mathcal{I}_{\Gamma_0; k} \setminus \mathcal{I}_k^*|} \Delta_{v^2}(\Gamma_0; k) \\ &\leq \frac{1}{\sqrt{\sum_{i \in \mathcal{I}_k^*} v_i^2(\Gamma_0)}} \frac{|\mathcal{B}_k(\Gamma_0)|}{|\mathcal{I}_{\Gamma_0; k} \setminus \mathcal{I}_k^*|} \Delta_{v^2}(\Gamma_0; k). \end{aligned}$$

Consequently, when  $\mathcal{I}_{\Gamma_0; k} \neq \mathcal{I}_k^*$ , for any  $c \geq 0$ , we have

$$\begin{aligned} &\mu(\Gamma_0; \mathcal{I}_{\Gamma_0; k}) + c\sigma(\Gamma_0; \mathcal{I}_{\Gamma_0; k}) - \mu(\Gamma_0; \mathcal{I}_k^*) - c\sigma(\Gamma_0; \mathcal{I}_k^*) \\ &= \{ \mu(\Gamma_0; \mathcal{I}_{\Gamma_0; k}) - \mu(\Gamma_0; \mathcal{I}_k^*) \} - c \{ \sigma(\Gamma_0; \mathcal{I}_k^*) - \sigma(\Gamma_0; \mathcal{I}_{\Gamma_0; k}) \} \\ &\geq \frac{|\mathcal{B}_k(\Gamma_0)|}{|\mathcal{I}_{\Gamma_0; k} \setminus \mathcal{I}_k^*|} \Delta_\mu(\Gamma_0; k) - c \frac{1}{\sqrt{\sum_{i \in \mathcal{I}_k^*} v_i^2(\Gamma_0)}} \frac{|\mathcal{B}_k(\Gamma_0)|}{|\mathcal{I}_{\Gamma_0; k} \setminus \mathcal{I}_k^*|} \Delta_{v^2}(\Gamma_0; k) \\ &= \frac{|\mathcal{B}_k(\Gamma_0)|}{|\mathcal{I}_{\Gamma_0; k} \setminus \mathcal{I}_k^*|} \frac{\Delta_{v^2}(\Gamma_0; k)}{\sqrt{\sum_{i \in \mathcal{I}_k^*} v_i^2(\Gamma_0)}} \left\{ \frac{\Delta_\mu(\Gamma_0; k)}{\Delta_{v^2}(\Gamma_0; k)} \sqrt{\sum_{i \in \mathcal{I}_k^*} v_i^2(\Gamma_0)} - c \right\}. \end{aligned}$$

From the proof of Lemma A8, we have

$$\sum_{i \in \mathcal{I}_k^*} v_i^2(\Gamma_0) \geq 2 \sum_{i \in \mathcal{I}_k^*} \frac{R_i^2}{(n_i \Gamma_0)^3}.$$

Thus, for any  $c \geq 0$ , if  $\mathcal{I}_{\Gamma_0; k} \neq \mathcal{I}_k^*$ , then

$$\begin{aligned} &\mu(\Gamma_0; \mathcal{I}_{\Gamma_0; k}) + c\sigma(\Gamma_0; \mathcal{I}_{\Gamma_0; k}) - \mu(\Gamma_0; \mathcal{I}_k^*) - c\sigma(\Gamma_0; \mathcal{I}_k^*) \\ &\geq \frac{|\mathcal{B}_k(\Gamma_0)|}{|\mathcal{I}_{\Gamma_0; k} \setminus \mathcal{I}_k^*|} \frac{\Delta_{v^2}(\Gamma_0; k)}{\sqrt{\sum_{i \in \mathcal{I}_k^*} v_i^2(\Gamma_0)}} \left\{ \sqrt{2} \frac{\Delta_\mu(\Gamma_0; k)}{\Delta_{v^2}(\Gamma_0; k)} \sqrt{\sum_{i \in \mathcal{I}_k^*} \frac{R_i^2}{(n_i \Gamma_0)^3}} - c \right\}. \end{aligned} \quad (\text{A9})$$

From Condition A4,  $\mu(\Gamma_0; \mathcal{I}_{\Gamma_0; k}) + c\sigma(\Gamma_0; \mathcal{I}_{\Gamma_0; k})$  is greater than or equal to  $\mu(\Gamma_0; \mathcal{I}_k^*) + c\sigma(\Gamma_0; \mathcal{I}_k^*)$  when  $I$  is sufficiently large. Therefore, Lemma A10 holds.  $\square$

**Proof of Theorem 5.** From Condition A4 and Lemma A10,  $\mu(\Gamma_0; \mathcal{I}_{\Gamma_0; k}) + c\sigma(\Gamma_0; \mathcal{I}_{\Gamma_0; k})$  is greater than or equal to  $\mu(\Gamma_0; \mathcal{I}_k^*) + c\sigma(\Gamma_0; \mathcal{I}_k^*)$  when  $I$  is sufficiently large. From Condition A3 and Lemma A9,  $\mu(\Gamma_0; \mathcal{I}_k^*) + c\sigma(\Gamma_0; \mathcal{I}_k^*)$  is greater than or equal to  $\mu + c\sigma$  when  $I$  is sufficiently large. These imply that  $\mu(\Gamma_0; \mathcal{I}_{\Gamma_0; k}) + c\sigma(\Gamma_0; \mathcal{I}_{\Gamma_0; k})$  is greater than or equal to

$\mu + c\sigma$  when  $I$  is sufficiently large. Consequently, for any  $c \geq 0$ , when  $I$  is sufficiently large,

$$\mathbb{P} \{T \geq \mu(\Gamma_0; k) + c\sigma(\Gamma_0; k)\} \leq \mathbb{P} (T \geq \mu + c\sigma) = \mathbb{P} \left( \frac{T - \mu}{\sigma} \geq c \right).$$

From Condition A1 and Lemma A8,  $(T - \mu)/\sigma \xrightarrow{d} \mathcal{N}(0, 1)$  as  $I \rightarrow \infty$ . Therefore,

$$\limsup_{I \rightarrow \infty} \mathbb{P} \{T \geq \mu(\Gamma_0; k) + c\sigma(\Gamma_0; k)\} \leq \limsup_{I \rightarrow \infty} \mathbb{P} \left( \frac{T - \mu}{\sigma} \geq c \right) = 1 - \Phi(c),$$

i.e., Theorem 5 holds. □

**Proof of Corollary A2.** By definition,

$$\begin{aligned} \mathbb{P} (\tilde{p}_{\Gamma_0; k} \leq \alpha) &= \mathbb{P} \left\{ \Phi \left( \frac{T - \mu(\Gamma_0; k)}{\sigma(\Gamma_0; k)} \right) \cdot \mathbb{1}\{T \geq \mu(\Gamma_0; k)\} \geq 1 - \alpha \right\} \\ &= \mathbb{P} \{T \geq \mu(\Gamma_0; k) + \Phi^{-1}(1 - \alpha)\sigma(\Gamma_0; k), T \geq \mu(\Gamma_0; k)\} \\ &= \mathbb{P} \{T \geq \mu(\Gamma_0; k) + c\sigma(\Gamma_0; k)\}, \end{aligned}$$

where  $c = \max\{0, \Phi^{-1}(1 - \alpha)\} \geq 0$ . From Theorem 5, as  $I \rightarrow \infty$ , we have

$$\begin{aligned} \limsup_{I \rightarrow \infty} \mathbb{P} (\tilde{p}_{\Gamma_0; k} \leq \alpha) &= \limsup_{I \rightarrow \infty} \mathbb{P} \{T \geq \mu(\Gamma_0; k) + c\sigma(\Gamma_0; k)\} \leq 1 - \Phi(c) \leq 1 - \Phi(\Phi^{-1}(1 - \alpha)) \\ &= \alpha. \end{aligned}$$

Therefore, Corollary A2 holds. □

## A10. Proofs of Corollary A3 and Theorem A1

Because Corollary A3 is a direct consequence of Theorem A1, it suffices to prove Theorem A1. To prove Theorem A1, we need the following lemma.

**Lemma A11.** Assume Fisher's null  $H_0$  holds. If Conditions A5(ii) and (iii) holds, then for any  $c \geq 0$ ,

$$\inf_{k_I \leq k \leq I, \Gamma_0 \in [\Gamma_{(k)}^*, \bar{\Gamma}_I]} \{\mu(\Gamma_0; k) + c\sigma(\Gamma_0; k)\} \geq \mu + c\sigma$$

when  $I$  is sufficiently large.

*Proof of Lemma A11.* For any  $c \geq 0$ , from Conditions A5(ii) and (iii), there exists  $\underline{I}$  such



that when  $I \geq \underline{I}$ ,

$$\inf_{\underline{k}_I \leq k \leq I, \Gamma_0 \in [\Gamma_{(k)}^*, \bar{\Gamma}_I]} \frac{\Delta_\mu(\Gamma_0 \cdot \mathbf{1}_{\mathcal{I}_k^*} + \infty \cdot \mathbf{1}_{\mathcal{I}_k^c})}{\Delta_{v^2}(\Gamma_0 \cdot \mathbf{1}_{\mathcal{I}_k^*} + \infty \cdot \mathbf{1}_{\mathcal{I}_k^c})} \sqrt{\sum_{i=1}^I R_i^2 / (n_i \Gamma_i^*)^3} \geq c/\sqrt{2},$$

$$\inf_{\underline{k}_I \leq k \leq I, \Gamma_0 \in [\Gamma_{(k)}^*, \bar{\Gamma}_I]} \frac{\Delta_\mu(\Gamma_0; k)}{\Delta_{v^2}(\Gamma_0; k)} \sqrt{\sum_{i \in \mathcal{I}_k^*} R_i^2 / (n_i \Gamma_0)^3} \geq c/\sqrt{2}.$$

Note that, by definition,  $\mu(\Gamma_0; \mathcal{I}_k^*) = \mu(\Gamma_0 \cdot \mathbf{1}_{\mathcal{I}_k^*} + \infty \cdot \mathbf{1}_{\mathcal{I}_k^c})$  and  $\sigma^2(\Gamma_0; \mathcal{I}_k^*) = \sigma^2(\Gamma_0 \cdot \mathbf{1}_{\mathcal{I}_k^*} + \infty \cdot \mathbf{1}_{\mathcal{I}_k^c})$ . From (A8) and (A9) in the proofs of Lemmas A9 and A10, we can know that, for any  $I \geq \underline{I}$ , and any  $\underline{k}_I \leq k \leq I$  and  $\Gamma_0 \in [\Gamma_{(k)}^*, \bar{\Gamma}_I]$ ,

$$\begin{aligned} & \mu(\Gamma_0; \mathcal{I}_{\Gamma_0; k}) + c\sigma(\Gamma_0; \mathcal{I}_{\Gamma_0; k}) - \mu - c\sigma \\ & \geq \{\mu(\Gamma_0; \mathcal{I}_{\Gamma_0; k}) + c\sigma(\Gamma_0; \mathcal{I}_{\Gamma_0; k}) - \mu(\Gamma_0; \mathcal{I}_k^*) - c\sigma(\Gamma_0; \mathcal{I}_k^*)\} + \{\mu(\Gamma_0; \mathcal{I}_k^*) + c\sigma(\Gamma_0; \mathcal{I}_k^*) - \mu - c\sigma\} \\ & \geq 0. \end{aligned}$$

This then implies that, for any  $I \geq \underline{I}$ ,

$$\inf_{\underline{k}_I \leq k \leq I, \Gamma_0 \in [\Gamma_{(k)}^*, \bar{\Gamma}_I]} \{\mu(\Gamma_0; k) + c\sigma(\Gamma_0; k)\} \geq \mu + c\sigma.$$

Therefore, Lemma A11 holds.  $\square$

**Proof of Theorem A1.** By the same logic as the proof of Theorem 3, we can show that  $\Gamma_{(k)}^* \in \{\Gamma_0 \geq 1 : \tilde{p}_{\Gamma_0; k} > \alpha\} \iff \Gamma^* \in \bigcap_{\Gamma_0: \tilde{p}_{\Gamma_0; k} \leq \alpha} \mathcal{S}_{\Gamma_0; k}^c$  and  $I^*(\Gamma_0) \in \{I - k : \tilde{p}_{\Gamma_0; k} > \alpha, 0 \leq k \leq I\} \iff \Gamma^* \in \bigcap_{k \geq \underline{k}_I: \tilde{p}_{\Gamma_0; k} \leq \alpha} \mathcal{S}_{\Gamma_0; k}^c$ . Below we prove the asymptotic validity of the confidence set in (A4).

Note that

$$\mathbb{P}(\Gamma^* \in \bigcap_{\Gamma_0, k: \tilde{p}_{\Gamma_0; k} \leq \alpha} \mathcal{S}_{\Gamma_0; k}^c) = 1 - \mathbb{P}(\Gamma^* \in \bigcup_{\Gamma_0, k: \tilde{p}_{\Gamma_0; k} \leq \alpha} \mathcal{S}_{\Gamma_0; k}).$$

If  $\Gamma^* \in \bigcup_{\Gamma_0, k: \tilde{p}_{\Gamma_0; k} \leq \alpha} \mathcal{S}_{\Gamma_0; k}$ , then there must exist  $(\Gamma'_0, k')$  such that  $\Gamma'_0 \leq \bar{\Gamma}_I$ ,  $k' \geq \underline{k}_I$ ,  $\tilde{p}_{\Gamma'_0; k'} = \tilde{p}_{\Gamma_0; k} \leq \alpha$ , and  $\Gamma^* \in \mathcal{S}_{\Gamma'_0; k'}$ , where the latter implies that  $\Gamma_{(k')}^* \leq \Gamma'_0$ . By definition,

$$\begin{aligned} \tilde{p}_{\Gamma'_0; k'} \leq \alpha & \iff \Phi\left(\frac{T - \mu(\Gamma'_0; k')}{\sigma(\Gamma'_0; k')}\right) \cdot \mathbb{1}\{T \geq \mu(\Gamma'_0; k')\} \geq 1 - \alpha \\ & \iff T \geq \mu(\Gamma'_0; k') + \Phi^{-1}(1 - \alpha)\sigma(\Gamma'_0; k') \text{ and } T \geq \mu(\Gamma'_0; k') \\ & \iff T \geq \mu(\Gamma'_0; k') + c\sigma(\Gamma'_0; k'), \end{aligned}$$

where  $c = \max\{0, \Phi^{-1}(1 - \alpha)\} \geq 0$ . Note that  $k' \geq \underline{k}_I$  and  $\Gamma_{(k')}^* \leq \Gamma'_0 \leq \bar{\Gamma}_I$ . From Conditions A5(ii) and (iii) and Lemma A11, there exists  $\underline{I}$  such that when  $I \geq \underline{I}$ ,

$$\mu(\Gamma'_0; k') + c\sigma(\Gamma'_0; k') \geq \inf_{\underline{k}_I \leq k \leq I, \Gamma_0 \in [\Gamma_{(k)}^*, \bar{\Gamma}_I]} \{\mu(\Gamma_0; k) + c\sigma(\Gamma_0; k)\} \geq \mu + c\sigma.$$

Therefore, when  $I \geq \underline{I}$ , if  $\mathbf{\Gamma}^* \in \bigcup_{\Gamma_0, k: \tilde{p}_{\Gamma_0; k} \leq \alpha} \mathcal{S}_{\Gamma_0; k}$ , then we must have  $T \geq \mu + c\sigma$ . This implies that, for  $I \geq \underline{I}$ ,

$$\mathbb{P}\left(\mathbf{\Gamma}^* \in \bigcap_{\Gamma_0, k \geq \underline{k}_I: \tilde{p}_{\Gamma_0; k} \leq \alpha} \mathcal{S}_{\Gamma_0; k}^c\right) = 1 - \mathbb{P}\left(\mathbf{\Gamma}^* \in \bigcup_{\Gamma_0, k \geq \underline{k}_I: \tilde{p}_{\Gamma_0; k} \leq \alpha} \mathcal{S}_{\Gamma_0; k}\right) \geq 1 - \mathbb{P}(T \geq \mu + c\sigma).$$

From Lemma A8, we have

$$\begin{aligned} \liminf_{I \rightarrow \infty} \mathbb{P}\left(\mathbf{\Gamma}^* \in \bigcap_{\Gamma_0, k \geq \underline{k}_I: \tilde{p}_{\Gamma_0; k} \leq \alpha} \mathcal{S}_{\Gamma_0; k}^c\right) &\geq 1 - \limsup_{I \rightarrow \infty} \mathbb{P}\left(\frac{T - \mu}{\sigma} \geq c\right) = \Phi(c) \geq \Phi(\Phi^{-1}(1 - \alpha)) \\ &\geq 1 - \alpha. \end{aligned}$$

Therefore, Theorem A1 holds. □

## A11. Proofs of Theorems A2 and A3

We will prove Theorem A2 in the case of effect increasing and differential increasing statistics separately as follows.

**Proof of Theorem A2(a).** We consider the case where the test statistic  $t(\cdot, \cdot)$  in (5) is effect increasing. For any treatment assignment  $\mathbf{a} \in \mathcal{Z}$ , let  $\mathbf{Y}(\mathbf{a}) \equiv \mathbf{a} \circ \mathbf{Y}(1) + (\mathbf{1} - \mathbf{a}) \circ \mathbf{Y}(0)$  denote the corresponding observed outcome under assignment  $\mathbf{a}$ . Let  $\tilde{G}(c) \equiv \sum_{\mathbf{a} \in \mathcal{Z}} \mathbb{P}_0(\mathbf{A} = \mathbf{a}) \mathbb{1}\{t(\mathbf{a}, \mathbf{Y}(\mathbf{a})) \geq c\}$  denote the tail probability of the true randomization distribution of  $t(\mathbf{Z}, \mathbf{Y})$ , where we use  $\mathbb{P}_0(\cdot)$  to denote the true probability measure for the observed treatment assignment  $\mathbf{Z}$ . Consequently, by Lemma A4,  $\tilde{G}(t(\mathbf{Z}, \mathbf{Y}))$  must be stochastically larger than or equal to  $\text{Unif}(0, 1)$ .

Below we further introduce several notations. For any vector  $\mathbf{y} \in \mathbb{R}^N$ ,  $\mathbf{\Gamma} \in [1, \infty]^I$  and  $\mathbf{u} \in [0, 1]^N$ , let  $G_{\mathbf{\Gamma}, \mathbf{u}, \mathbf{y}}(c) = \sum_{\mathbf{a} \in \mathcal{Z}} \mathbb{P}_{\mathbf{\Gamma}, \mathbf{u}}(\mathbf{A} = \mathbf{a}) \mathbb{1}\{t(\mathbf{a}, \mathbf{y}) \geq c\}$  denote the tail probability of the distribution of  $t(\mathbf{A}, \mathbf{y})$  with  $\mathbf{y}$  kept fixed and  $\mathbf{A}$  following the sensitivity model  $\mathcal{M}(\mathbf{\Gamma}, \mathbf{u})$ , where we use  $\mathbb{P}_{\mathbf{\Gamma}, \mathbf{u}}(\cdot)$  to denote the probability measure of the treatment assignment under the sensitivity model  $\mathcal{M}(\mathbf{\Gamma}, \mathbf{u})$ . Let  $\tilde{G}_{\mathbf{\Gamma}, \mathbf{u}, \mathbf{Y}(1), \mathbf{Y}(0)}(c) = \sum_{\mathbf{a} \in \mathcal{Z}} \mathbb{P}_{\mathbf{\Gamma}, \mathbf{u}}(\mathbf{A} = \mathbf{a}) \mathbb{1}\{t(\mathbf{a}, \mathbf{Y}(\mathbf{a})) \geq c\}$

denote the tail probability of the distribution of  $t(\mathbf{A}, \mathbf{Y}(\mathbf{A}))$  with  $\mathbf{A}$  following the sensitivity model  $\mathcal{M}(\mathbf{\Gamma}, \mathbf{u})$ .

From Caughey et al. (2023, Proof of Theorem 1(a)), under the bounded null hypothesis  $\overline{H}_0$  and with the effect increasing statistic  $t(\cdot, \cdot)$ , we must have

$$t(\mathbf{a}, \mathbf{Y}) \geq t(\mathbf{a}, \mathbf{Y}(\mathbf{a})) \quad \text{for any } \mathbf{a} \in \mathcal{Z}. \quad (\text{A10})$$

For completeness, we give a proof of (A10) below. By some algebra, we can write  $\mathbf{Y}$  as

$$\begin{aligned} \mathbf{Y} &= \mathbf{Y}(\mathbf{a}) + \mathbf{a} \circ \{\mathbf{Y} - \mathbf{Y}(1)\} + (\mathbf{1} - \mathbf{a}) \circ \{\mathbf{Y} - \mathbf{Y}(0)\} \\ &= \mathbf{Y}(\mathbf{a}) + \mathbf{a} \circ (\mathbf{1} - \mathbf{Z}) \circ \{\mathbf{Y}(0) - \mathbf{Y}(1)\} + (\mathbf{1} - \mathbf{a}) \circ \mathbf{Z} \circ \{\mathbf{Y}(1) - \mathbf{Y}(0)\}. \end{aligned}$$

Note that, under the bounded null  $\overline{H}_0$ ,  $\mathbf{Y}(1) - \mathbf{Y}(0) \preceq \mathbf{0}$ . Therefore, the inequality (A10) follows immediately from the property of the effect increasing statistic in Definition 2.

From (A10), we then have

$$\begin{aligned} G_{\mathbf{\Gamma}, \mathbf{u}, \mathbf{Y}}(c) &= \sum_{\mathbf{a} \in \mathcal{Z}} \mathbb{P}_{\mathbf{\Gamma}, \mathbf{u}}(\mathbf{A} = \mathbf{a}) \mathbb{1}\{t(\mathbf{a}, \mathbf{Y}) \geq c\} \\ &\geq \sum_{\mathbf{a} \in \mathcal{Z}} \mathbb{P}_{\mathbf{\Gamma}, \mathbf{u}}(\mathbf{A} = \mathbf{a}) \mathbb{1}\{t(\mathbf{a}, \mathbf{Y}(\mathbf{a})) \geq c\} = \tilde{G}_{\mathbf{\Gamma}, \mathbf{u}, \mathbf{Y}(1), \mathbf{Y}(0)}(c). \end{aligned} \quad (\text{A11})$$

By definition, we then have

$$\begin{aligned} \bar{p}_{\mathbf{\Gamma}_0; k} &= \sup_{(\mathbf{\Gamma}, \mathbf{u}) \in [1, \infty]^I \times [0, 1]^N : \Gamma_{(k)} \leq \Gamma_0} G_{\mathbf{\Gamma}, \mathbf{u}, \mathbf{Y}}(t(\mathbf{Z}, \mathbf{Y})) \\ &\geq \sup_{(\mathbf{\Gamma}, \mathbf{u}) \in [1, \infty]^I \times [0, 1]^N : \Gamma_{(k)} \leq \Gamma_0} \tilde{G}_{\mathbf{\Gamma}, \mathbf{u}, \mathbf{Y}(1), \mathbf{Y}(0)}(t(\mathbf{Z}, \mathbf{Y})) \geq \tilde{G}(t(\mathbf{Z}, \mathbf{Y})), \end{aligned} \quad (\text{A12})$$

where the second last inequality follows from (A11) and the last inequality follows from the fact that the true hidden bias at rank  $k$  is bounded by  $\Gamma_0$ . Because  $\tilde{G}(t(\mathbf{Z}, \mathbf{Y}))$  is stochastically larger than or equal to  $\text{Unif}(0, 1)$ ,  $\bar{p}_{\mathbf{\Gamma}_0; k}$  must also be stochastically larger than or equal to  $\text{Unif}(0, 1)$ , i.e., it is a valid  $p$ -value.

From the above, Theorem A2 holds when the test statistic is effect increasing.  $\square$

**Proof of Theorem A2(b).** We consider the case where the test statistic  $t(\cdot, \cdot)$  in (5) is differential increasing. Define  $\mathbb{P}_0(\cdot)$ ,  $\mathbb{P}_{\mathbf{\Gamma}, \mathbf{u}}(\cdot)$  and  $G_{\mathbf{\Gamma}, \mathbf{u}, \mathbf{y}}(\cdot)$  the same as in the proof of Theorem A2(a). Let  $G(c) \equiv \sum_{\mathbf{a} \in \mathcal{Z}} \mathbb{P}_0(\mathbf{A} = \mathbf{a}) \mathbb{1}\{t(\mathbf{a}, \mathbf{Y}(0)) \geq c\}$  denote the tail probability of the true randomization distribution of  $t(\mathbf{Z}, \mathbf{Y}(0))$ . Consequently, by Lemma A4,  $G(t(\mathbf{Z}, \mathbf{Y}(0)))$  must be stochastically larger than or equal to  $\text{Unif}(0, 1)$ .

From Caughey et al. (2023, Proof of Theorem 1(a)), under the bounded null hypothesis  $\overline{H}_0$  and with the differential increasing statistic  $t(\cdot, \cdot)$ , we must have

$$t(\mathbf{a}, \mathbf{Y}) - t(\mathbf{Z}, \mathbf{Y}) \geq t(\mathbf{a}, \mathbf{Y}(0)) - t(\mathbf{Z}, \mathbf{Y}(0)) \quad \text{for any } \mathbf{a} \in \mathcal{Z}. \quad (\text{A13})$$

For completeness, we give a proof of (A13) below. By some algebra,  $\mathbf{Y}(0) - \mathbf{Y} = \mathbf{Z} \circ \{\mathbf{Y}(0) - \mathbf{Y}(1)\}$ . Note that  $\mathbf{Y}(0) - \mathbf{Y}(1) \succcurlyeq \mathbf{0}$  under the bounded null  $\overline{H}_0$ . By the property of the differential increasing statistic in Definition 3, we have, for any  $\mathbf{a} \in \mathcal{Z}$ ,

$$\begin{aligned} t(\mathbf{Z}, \mathbf{Y}(0)) - t(\mathbf{Z}, \mathbf{Y}) &= t(\mathbf{Z}, \mathbf{Y} + \mathbf{Z} \circ \{\mathbf{Y}(0) - \mathbf{Y}(1)\}) - t(\mathbf{Z}, \mathbf{Y}) \\ &\geq t(\mathbf{a}, \mathbf{Y} + \mathbf{Z} \circ \{\mathbf{Y}(0) - \mathbf{Y}(1)\}) - t(\mathbf{a}, \mathbf{Y}) = t(\mathbf{a}, \mathbf{Y}(0)) - t(\mathbf{a}, \mathbf{Y}). \end{aligned}$$

This immediately implies (A13).

From (A13), we then have

$$\begin{aligned} G_{\Gamma, \mathbf{u}, \mathbf{Y}}(t(\mathbf{Z}, \mathbf{Y})) &= \sum_{\mathbf{a} \in \mathcal{Z}} \mathbb{P}_{\Gamma, \mathbf{u}}(\mathbf{A} = \mathbf{a}) \mathbb{1}\{t(\mathbf{a}, \mathbf{Y}) \geq t(\mathbf{Z}, \mathbf{Y})\} \\ &\geq \sum_{\mathbf{a} \in \mathcal{Z}} \mathbb{P}_{\Gamma, \mathbf{u}}(\mathbf{A} = \mathbf{a}) \mathbb{1}\{t(\mathbf{a}, \mathbf{Y}(0)) \geq t(\mathbf{Z}, \mathbf{Y}(0))\} = G_{\Gamma, \mathbf{u}, \mathbf{Y}(0)}(t(\mathbf{Z}, \mathbf{Y}(0))). \end{aligned} \quad (\text{A14})$$

By definition, we then have

$$\begin{aligned} \bar{p}_{\Gamma_0; k} &= \sup_{(\Gamma, \mathbf{u}) \in [1, \infty]^I \times [0, 1]^N : \Gamma_{(k)} \leq \Gamma_0} G_{\Gamma, \mathbf{u}, \mathbf{Y}}(t(\mathbf{Z}, \mathbf{Y})) \\ &\geq \sup_{(\Gamma, \mathbf{u}) \in [1, \infty]^I \times [0, 1]^N : \Gamma_{(k)} \leq \Gamma_0} G_{\Gamma, \mathbf{u}, \mathbf{Y}(0)}(t(\mathbf{Z}, \mathbf{Y}(0))) \geq G(t(\mathbf{Z}, \mathbf{Y}(0))), \end{aligned} \quad (\text{A15})$$

where the second last inequality follows from (A14) and the last inequality follows from the fact that the true hidden bias at rank  $k$  is bounded by  $\Gamma_0$ . Because  $G(t(\mathbf{Z}, \mathbf{Y}(0)))$  is stochastically larger than or equal to  $\text{Unif}(0, 1)$ ,  $\bar{p}_{\Gamma_0; k}$  must also be stochastically larger than or equal to  $\text{Unif}(0, 1)$ , i.e., it is a valid  $p$ -value.

From the above, Theorem A2 holds when the test statistic is differential increasing.  $\square$

**Proof of Theorem A3.** Assume that the bounded null hypothesis  $\overline{H}_0$  in (A5) holds. The validity of confidence sets as in Corollary 3 for each quantile of hidden biases (as well as the number of matched pairs with hidden biases greater than any threshold) follows immediately from Theorem A2, and the equivalent forms of the confidence sets as in Corollary 3 follow by the same logic as there. Below we prove the simultaneous validity of these confidence sets.

From the discussion in Section 3.3, it suffices to prove that, for any  $\alpha \in (0, 1)$ , the confidence set in (A1) covers the true hidden bias vector  $\mathbf{\Gamma}^*$  with probability at least  $1 - \alpha$ .

Suppose that  $\mathbf{\Gamma}^* \in \bigcup_{\Gamma_0, k: \bar{p}_{\Gamma_0, k} \leq \alpha} \mathcal{S}_{\Gamma_0, k}$ . Then there must exist  $(\Gamma_0, k)$  such that  $\bar{p}_{\Gamma_0, k} \leq \alpha$  and  $\mathbf{\Gamma}^* \in \mathcal{S}_{\Gamma_0, k}$ , which further implies that  $\Gamma_{(k)}^* \leq \Gamma_0$ . From the proof of Theorem A2 (in particular (A12) and (A15)), we must have

$$\alpha \geq \bar{p}_{\Gamma_0, k} \geq \begin{cases} \tilde{G}(t(\mathbf{Z}, \mathbf{Y})), & \text{if the test statistic } t(\cdot, \cdot) \text{ is effect increasing,} \\ G(t(\mathbf{Z}, \mathbf{Y}(0))), & \text{if the test statistic } t(\cdot, \cdot) \text{ is differential increasing,} \end{cases}$$

where  $\tilde{G}(\cdot)$  and  $G(\cdot)$  denote the tail probabilities of  $t(\mathbf{Z}, \mathbf{Y})$  and  $t(\mathbf{Z}, \mathbf{Y}(0))$ , respectively, defined as in the proof of Theorem A2.

From the discussion before, we then have

$$\begin{aligned} \mathbb{P}\left(\mathbf{\Gamma}^* \in \bigcap_{\Gamma_0, k: \bar{p}_{\Gamma_0, k} \leq \alpha} \mathcal{S}_{\Gamma_0, k}^c\right) &= 1 - \mathbb{P}\left(\mathbf{\Gamma}^* \in \bigcup_{\Gamma_0, k: \bar{p}_{\Gamma_0, k} \leq \alpha} \mathcal{S}_{\Gamma_0, k}\right) \\ &\geq \begin{cases} 1 - \mathbb{P}\{\tilde{G}(t(\mathbf{Z}, \mathbf{Y})) \leq \alpha\}, & \text{if } t(\cdot, \cdot) \text{ is effect increasing,} \\ 1 - \mathbb{P}\{G(t(\mathbf{Z}, \mathbf{Y}(0))) \leq \alpha\}, & \text{if } t(\cdot, \cdot) \text{ is differential increasing,} \end{cases} \\ &\geq 1 - \alpha, \end{aligned}$$

where the last inequality follows immediately from Lemma A4.

From the above, Theorem A3 holds. □

## A12. Proofs of Theorems A4 and A5

To prove Theorem A4, we first introduce the following condition.

**Condition A8.** With true control potential outcome vector  $\mathbf{Y}(0)$  replaced by the imputed control potential outcome vector  $\mathbf{Y}$  based on the sharp null  $H_0$  (or equivalently pretending  $\mathbf{Y}$  as the true control potential outcome vector), Conditions A1, A3 and A4 hold almost surely, in the sense that the convergences in these three conditions hold almost surely as  $I \rightarrow \infty$ .

We then need the following two lemmas.

**Lemma A12.** Consider a general matched study with set sizes  $n_i \geq 2$  for all  $i$ . If the bounded null hypothesis  $\bar{H}_0$  in (A5) holds, the bias at rank  $k$  is bounded by  $\Gamma_0$ , i.e.,  $\Gamma_{(k)}^* \leq \Gamma_0$ , Condition A8 holds, and the test statistic  $t(\cdot, \cdot)$  in (5) is effect increasing, then  $\bar{p}_{\Gamma_0, k}$  in

Corollary A2 is still an asymptotic valid  $p$ -value, in the sense that  $\limsup_{I \rightarrow \infty} \mathbb{P}(\tilde{p}_{\Gamma_0; k} \leq \alpha) \leq \alpha$  for  $\alpha \in (0, 1)$ .

*Proof of Lemma A12.* Define  $\mu, \sigma, \mu(\Gamma_0; k), \sigma(\Gamma_0; k)$  analogously as in Section 4.2 but with the true control potential outcome vector  $\mathbf{Y}(0)$  replaced by the imputed control potential outcome vector  $\mathbf{Y}$  based on the sharp null  $H_0$  (or equivalently by pretending  $\mathbf{Y}$  as the true control potential outcome vector). For notational clarity, we will write them as  $\mu_I, \sigma_I, \mu_I(\Gamma_0; k), \sigma_I(\Gamma_0; k)$ , using the subscript  $I$  to emphasize that they are for the matched data with  $I$  matched sets. Define  $G(\cdot)$  and  $G_{\Gamma, \mathbf{u}, \mathbf{y}}$  and  $\tilde{G}_{\Gamma, \mathbf{u}, \mathbf{Y}(1), \mathbf{Y}(0)}$  the same as in the proof of Theorem A2(a), and let  $\mathbf{u}^*$  denote the true hidden confounding, so that the actual treatment assignment  $\mathbf{Z}$  follows  $\mathcal{M}(\Gamma^*, \mathbf{u}^*)$ . Let  $F(x) = G_{\Gamma^*, \mathbf{u}^*, \mathbf{Y}}(-x)$  be a distribution function, and  $F^{-1}$  be the corresponding quantile function. Recall that  $T = t(\mathbf{Z}, \mathbf{Y})$ .

First, we prove that  $G_{\Gamma^*, \mathbf{u}^*, \mathbf{Y}}(T)$  is stochastically larger than or equal to  $\text{Unif}(0, 1)$ . Because  $t(\cdot, \cdot)$  is effect increasing, by the same logic as (A11), we can know that  $G_{\Gamma^*, \mathbf{u}^*, \mathbf{Y}}(T) \geq \tilde{G}_{\Gamma^*, \mathbf{u}^*, \mathbf{Y}(1), \mathbf{Y}(0)}(T)$ . Note that  $\tilde{G}_{\Gamma^*, \mathbf{u}^*, \mathbf{Y}(1), \mathbf{Y}(0)}(\cdot)$  is the true tail probability of  $T = t(\mathbf{Z}, \mathbf{Y})$ . From Lemma A4,  $\tilde{G}_{\Gamma^*, \mathbf{u}^*, \mathbf{Y}(1), \mathbf{Y}(0)}(T)$ , as well as  $G_{\Gamma^*, \mathbf{u}^*, \mathbf{Y}}(T)$ , must be stochastically larger than or equal to  $\text{Unif}(0, 1)$ .

Second, we prove that, for any  $\alpha \in (0, 1)$  and  $\eta > 0$ ,

$$\mathbb{P} \left\{ \frac{T - \mu_I}{\sigma_I} > \Phi^{-1}(1 - \alpha) + \eta \right\} \leq \alpha + \mathbb{P} \left\{ \left| \frac{F^{-1}(\alpha) + \mu_I}{\sigma_I} - \Phi^{-1}(\alpha) \right| > \eta \right\}. \quad (\text{A16})$$

Because  $G_{\Gamma^*, \mathbf{u}^*, \mathbf{Y}}(T)$  must be stochastically larger than or equal to  $\text{Unif}(0, 1)$ , by the property of quantile functions, we can know that, for any  $\alpha \in (0, 1)$ ,

$$\alpha \geq \mathbb{P}\{G_{\Gamma^*, \mathbf{u}^*, \mathbf{Y}}(T) \leq \alpha\} = \mathbb{P}\{F(-T) \leq \alpha\} \geq \mathbb{P}\{-T < F^{-1}(\alpha)\} = \mathbb{P}\{T > -F^{-1}(\alpha)\}.$$

By some algebra, this further implies that

$$\begin{aligned} \alpha &\geq \mathbb{P} \left\{ \frac{T - \mu_I}{\sigma_I} > -\frac{F^{-1}(\alpha) + \mu_I}{\sigma_I} \right\} \\ &\geq \mathbb{P} \left\{ \frac{T - \mu_I}{\sigma_I} > -\frac{F^{-1}(\alpha) + \mu_I}{\sigma_I}, \left| \frac{F^{-1}(\alpha) + \mu_I}{\sigma_I} - \Phi^{-1}(\alpha) \right| \leq \eta \right\} \\ &\geq \mathbb{P} \left\{ \frac{T - \mu_I}{\sigma_I} > -\Phi^{-1}(\alpha) + \eta, \left| \frac{F^{-1}(\alpha) + \mu_I}{\sigma_I} - \Phi^{-1}(\alpha) \right| \leq \eta \right\} \\ &\geq \mathbb{P} \left\{ \frac{T - \mu_I}{\sigma_I} > -\Phi^{-1}(\alpha) + \eta \right\} - \mathbb{P} \left\{ \left| \frac{F^{-1}(\alpha) + \mu_I}{\sigma_I} - \Phi^{-1}(\alpha) \right| > \eta \right\}. \end{aligned}$$

Note that  $-\Phi^{-1}(\alpha) = \Phi^{-1}(1 - \alpha)$ . This immediately implies (A16).

Third, we prove that, for any  $\alpha \in (0, 1)$  and  $\eta > 0$ , as  $I \rightarrow \infty$ ,

$$\mathbb{P} \left\{ \left| \frac{F^{-1}(\alpha) + \mu_I}{\sigma_I} - \Phi^{-1}(\alpha) \right| > \eta \right\} \rightarrow 0. \quad (\text{A17})$$

From Lemma A8, Condition A8 and the property of quantile functions, for any  $\alpha \in (0, 1)$ , with probability 1,  $\{F^{-1}(\alpha) + \mu_I\}/\sigma_I$  converges to  $\Phi^{-1}(\alpha)$ . That is, for any  $\alpha \in (0, 1)$ ,  $\{F^{-1}(\alpha) + \mu_I\}/\sigma_I \xrightarrow{\text{a.s.}} \Phi^{-1}(\alpha)$ . This immediately implies (A17).

Fourth, we prove that, for any  $\alpha \in (0, 1)$ ,

$$\limsup_{I \rightarrow \infty} \mathbb{P} \left\{ \frac{T - \mu_I}{\sigma_I} \geq \Phi^{-1}(1 - \alpha) \right\} \leq \alpha. \quad (\text{A18})$$

Consider any given  $\alpha \in (0, 1)$ . Let  $\alpha'$  be any constant in  $(\alpha, 1)$ , and  $\eta = \{\Phi^{-1}(1 - \alpha) - \Phi^{-1}(1 - \alpha')\}/2 > 0$ . From (A16), we have

$$\begin{aligned} \mathbb{P} \left\{ \frac{T - \mu_I}{\sigma_I} \geq \Phi^{-1}(1 - \alpha) \right\} &= \mathbb{P} \left\{ \frac{T - \mu_I}{\sigma_I} \geq \Phi^{-1}(1 - \alpha') + 2\eta \right\} \\ &\leq \mathbb{P} \left\{ \frac{T - \mu_I}{\sigma_I} > \Phi^{-1}(1 - \alpha') + \eta \right\} \\ &\leq \alpha' + \mathbb{P} \left\{ \left| \frac{F^{-1}(\alpha') + \mu_I}{\sigma_I} - \Phi^{-1}(\alpha') \right| > \eta \right\}. \end{aligned}$$

From (A17), we then have  $\limsup_{I \rightarrow \infty} \mathbb{P}\{(T - \mu_I)/\sigma_I \geq \Phi^{-1}(1 - \alpha)\} \leq \alpha'$ . Because  $\alpha'$  can take any value in  $(\alpha, 1)$ , we must have (A18).

Fifth, we prove that, for any  $c \geq 0$ ,

$$\mathbb{P}\{\mu_I + c\sigma_I > \mu_I(\Gamma_0; k) + c\sigma_I(\Gamma_0; k)\} \rightarrow 0 \quad \text{as } I \rightarrow \infty. \quad (\text{A19})$$

From the proof of Theorem 5 and Condition A8, for any  $c \geq 0$ , we have, with probability 1,  $\mu_I + c\sigma_I \leq \mu_I(\Gamma_0; k) + c\sigma_I(\Gamma_0; k)$  for sufficiently large  $I$ . Thus,  $\mathbb{P}(\bigcup_{m=1}^{\infty} \bigcap_{I=m}^{\infty} \{\mu_I + c\sigma_I \leq \mu_I(\Gamma_0; k) + c\sigma_I(\Gamma_0; k)\}) = 1$ . By Fatou's lemma, this further implies that

$$\begin{aligned} 1 &= \mathbb{P} \left( \bigcup_{m=1}^{\infty} \bigcap_{I=m}^{\infty} \{\mu_I + c\sigma_I \leq \mu_I(\Gamma_0; k) + c\sigma_I(\Gamma_0; k)\} \right) \\ &= \mathbb{P} \left( \liminf_{I \rightarrow \infty} \{\mu_I + c\sigma_I \leq \mu_I(\Gamma_0; k) + c\sigma_I(\Gamma_0; k)\} \right) \\ &\leq \liminf_{I \rightarrow \infty} \mathbb{P} \{\mu_I + c\sigma_I \leq \mu_I(\Gamma_0; k) + c\sigma_I(\Gamma_0; k)\}. \end{aligned}$$

Therefore, (A19) must hold.

Sixth, we prove that, for any  $c \geq 0$ ,

$$\limsup_{I \rightarrow \infty} \mathbb{P}\{T \geq \mu_I(\Gamma_0; k) + c\sigma_I(\Gamma_0; k)\} \leq 1 - \Phi(c). \quad (\text{A20})$$

Consider any given  $c \geq 0$ . Note that

$$\begin{aligned} & \mathbb{P}\{T \geq \mu_I(\Gamma_0; k) + c\sigma_I(\Gamma_0; k)\} \\ & \leq \mathbb{P}\{T \geq \mu_I(\Gamma_0; k) + c\sigma_I(\Gamma_0; k), \mu_I(\Gamma_0; k) + c\sigma_I(\Gamma_0; k) \geq \mu_I + c\sigma_I\} \\ & \quad + \mathbb{P}\{\mu_I(\Gamma_0; k) + c\sigma_I(\Gamma_0; k) < \mu_I + c\sigma_I\} \\ & \leq \mathbb{P}(T \geq \mu_I + c\sigma_I) + \mathbb{P}\{\mu_I(\Gamma_0; k) + c\sigma_I(\Gamma_0; k) < \mu_I + c\sigma_I\}. \end{aligned}$$

From (A18) and (A19), we can immediately derive (A20).

Finally, we prove the asymptotic validity of the  $p$ -value  $\tilde{p}_{\Gamma_0; k}$ . From the proof of Corollary A2, for any  $\alpha \in (0, 1)$ ,  $\mathbb{P}(\tilde{p}_{\Gamma_0; k} \leq \alpha) = \mathbb{P}\{T \geq \mu_I(\Gamma_0; k) + c\sigma_I(\Gamma_0; k)\}$ , where  $c = \max\{0, \Phi^{-1}(1 - \alpha)\}$ . From (A20), we then have

$$\begin{aligned} \limsup_{I \rightarrow \infty} \mathbb{P}(\tilde{p}_{\Gamma_0; k} \leq \alpha) &= \limsup_{I \rightarrow \infty} \mathbb{P}\{T \geq \mu_I(\Gamma_0; k) + c\sigma_I(\Gamma_0; k)\} \leq 1 - \Phi(c) \leq 1 - \Phi(\Phi^{-1}(1 - \alpha)) \\ &= \alpha. \end{aligned}$$

From the above, Lemma A12 holds. □

**Lemma A13.** Consider a general matched study with set sizes  $n_i \geq 2$  for all  $i$ . If the bounded null hypothesis  $\overline{H}_0$  in (A5) holds, the bias at rank  $k$  is bounded by  $\Gamma_0$ , i.e.,  $\Gamma_{(k)}^* \leq \Gamma_0$ , Condition A8 holds, and the test statistic  $t(\cdot, \cdot)$  in (5) is differential increasing, then  $\tilde{p}_{\Gamma_0; k}$  in Corollary A2 is still an asymptotic valid  $p$ -value, in the sense that  $\limsup_{I \rightarrow \infty} \mathbb{P}(\tilde{p}_{\Gamma_0; k} \leq \alpha) \leq \alpha$  for  $\alpha \in (0, 1)$ .

**Proof of Lemma A13.** We adopt the same notation as in the proof of Lemma A12.

We first prove that  $G_{\Gamma^*, \mathbf{u}^*, \mathbf{Y}}(T)$  is stochastically larger than or equal to  $\text{Unif}(0, 1)$ . By the same logic as (A14), we have

$$G_{\Gamma^*, \mathbf{u}^*, \mathbf{Y}}(T) \geq G_{\Gamma^*, \mathbf{u}^*, \mathbf{Y}(0)}(t(\mathbf{Z}, \mathbf{Y}(0))) = G(t(\mathbf{Z}, \mathbf{Y}(0))).$$

Because  $G(t(\mathbf{Z}, \mathbf{Y}(0)))$  is stochastically larger than or equal to  $\text{Unif}(0, 1)$ ,  $G_{\Gamma^*, \mathbf{u}^*, \mathbf{Y}}(T)$  must also be stochastically larger than or equal to  $\text{Unif}(0, 1)$ .

Following the same steps as in the proof of Lemma A12, we can then derive Lemma A13. □



**Proof of Theorem A4.** From the property of convergence in probability (see, e.g., Ferguson 2017, Theorem 2(d)), if Condition A6 holds, then for any subsequence  $\{I_m, m = 1, 2, \dots\}$ , there exists a further subsequence  $\{I_{m_j}, j = 1, 2, \dots\}$  such that Condition A8 holds. From Lemmas A12 and A13, we then have  $\limsup_{j \rightarrow \infty} \mathbb{P}(\tilde{p}_{\Gamma_0; k; I_{m_j}} \leq \alpha) \leq \alpha$  for  $\alpha \in (0, 1)$ .

From the above, for any subsequence  $\{I_m, m = 1, 2, \dots\}$ , there exists a further subsequence  $\{I_{m_j}, j = 1, 2, \dots\}$  such that  $\limsup_{j \rightarrow \infty} \mathbb{P}(\tilde{p}_{\Gamma_0; k; I_{m_j}} \leq \alpha) \leq \alpha$  for  $\alpha \in (0, 1)$ . This must imply that  $\limsup_{I \rightarrow \infty} \mathbb{P}(\tilde{p}_{\Gamma_0; k} \leq \alpha) \leq \alpha$  for  $\alpha \in (0, 1)$ . Therefore, Theorem A4 holds.  $\square$

To prove Theorem A5, we introduce the following condition.

**Condition A9.** With the true control potential outcome vector  $\mathbf{Y}(0)$  replaced by the imputed control potential outcome vector  $\mathbf{Y}$  based on the sharp null  $H_0$  (or equivalently pretending  $\mathbf{Y}$  as the true control potential outcome vector), Condition A5 holds almost surely, in the sense that the convergences in these three conditions hold almost surely as  $I \rightarrow \infty$ .

**Proof of Theorem A5.** To prove Theorem A5, it suffices to prove that, for any  $\alpha \in (0, 1)$ , the confidence set in (A4) covers the true hidden bias vector  $\mathbf{\Gamma}^*$  with probability at least  $1 - \alpha$  asymptotically, i.e.,

$$\liminf_{I \rightarrow \infty} \mathbb{P}\left(\mathbf{\Gamma}^* \in \bigcap_{\Gamma_0, k: \tilde{p}_{\Gamma_0; k} \leq \alpha} \mathcal{S}_{\Gamma_0; k}^c\right) \geq 1 - \alpha. \quad (\text{A21})$$

By the same logic as the proof of Theorem A4, it suffices to prove (A21) under Condition A9. Below we will assume that Condition A9 holds.

First, we prove that, for any  $c \geq 0$ ,

$$\mathbb{P}\left(\inf_{k_I \leq k \leq I, \Gamma_0 \in [\Gamma_{(k)}^*, \bar{\Gamma}_I]} \{\mu(\Gamma_0; k) + c\sigma(\Gamma_0; k)\} < \mu + c\sigma\right) \rightarrow 0 \quad \text{as } I \rightarrow \infty. \quad (\text{A22})$$

From Condition A9 and Lemma A11, with probability 1,  $\inf_{k_I \leq k \leq I, \Gamma_0 \in [\Gamma_{(k)}^*, \bar{\Gamma}_I]} \{\mu(\Gamma_0; k) + c\sigma(\Gamma_0; k)\}$  is greater than or equal to  $\mu + c\sigma$  when  $I$  is sufficiently large. That is,

$$\mathbb{P}\left(\bigcup_{m=1}^{\infty} \bigcap_{I=m}^{\infty} \left\{ \inf_{k_I \leq k \leq I, \Gamma_0 \in [\Gamma_{(k)}^*, \bar{\Gamma}_I]} \{\mu(\Gamma_0; k) + c\sigma(\Gamma_0; k)\} \geq \mu + c\sigma \right\}\right) = 1.$$

From Fatou's lemma and by the same logic as the proof of (A19), we can then derive (A22).

Second, from the proof of Theorem A1, for any  $\alpha \in (0, 1)$ , if  $\mathbf{\Gamma}^* \in \bigcup_{\Gamma_0, k: \tilde{p}_{\Gamma_0; k} \leq \alpha} \mathcal{S}_{\Gamma_0; k}$ , then we must have  $T \geq \inf_{k_I \leq k \leq I, \Gamma_0 \in [\Gamma_{(k)}^*, \bar{\Gamma}_I]} \{\mu(\Gamma_0; k) + c\sigma(\Gamma_0; k)\}$  with  $c = \max\{0, \Phi^{-1}(1 - \alpha)\}$ .

This then implies that

$$\begin{aligned}
& \mathbb{P}\left(\Gamma^* \in \bigcup_{\Gamma_0, k: \tilde{p}_{\Gamma_0; k} \leq \alpha} \mathcal{S}_{\Gamma_0; k}\right) \\
& \leq \mathbb{P}\left(T \geq \inf_{\underline{k}_I \leq k \leq I, \Gamma_0 \in [\Gamma_{(k)}^*, \bar{\Gamma}_I]} \{\mu(\Gamma_0; k) + c\sigma(\Gamma_0; k)\}\right) \\
& \leq \mathbb{P}\left(T \geq \inf_{\underline{k}_I \leq k \leq I, \Gamma_0 \in [\Gamma_{(k)}^*, \bar{\Gamma}_I]} \{\mu(\Gamma_0; k) + c\sigma(\Gamma_0; k)\}, \inf_{\underline{k}_I \leq k \leq I, \Gamma_0 \in [\Gamma_{(k)}^*, \bar{\Gamma}_I]} \{\mu(\Gamma_0; k) + c\sigma(\Gamma_0; k)\} \geq \mu + c\sigma\right) \\
& \quad + \mathbb{P}\left(\inf_{\underline{k}_I \leq k \leq I, \Gamma_0 \in [\Gamma_{(k)}^*, \bar{\Gamma}_I]} \{\mu(\Gamma_0; k) + c\sigma(\Gamma_0; k)\} < \mu + c\sigma\right) \\
& \leq \mathbb{P}(T \geq \mu + c\sigma) + \mathbb{P}\left(\inf_{\underline{k}_I \leq k \leq I, \Gamma_0 \in [\Gamma_{(k)}^*, \bar{\Gamma}_I]} \{\mu(\Gamma_0; k) + c\sigma(\Gamma_0; k)\} < \mu + c\sigma\right).
\end{aligned}$$

By the same logic as (A18) in the proof of Lemma A12 and from (A22), we must have

$$\limsup_{I \rightarrow \infty} \mathbb{P}\left(\Gamma^* \in \bigcup_{\Gamma_0, k: \tilde{p}_{\Gamma_0; k} \leq \alpha} \mathcal{S}_{\Gamma_0; k}\right) \leq 1 - \Phi(c) \leq 1 - \Phi(\Phi^{-1}(1 - \alpha)) = \alpha.$$

This immediately implies (A21).

From the above, Theorem A5 holds. □

## A13. Technical Details for Remark 1

Below we give the technical details for Remark 1. Specifically, we will show that the model in (1) can be justified when we have independently sampled units in the original data prior to matching and the matching is exact.

Let  $\{(Z_l, \mathbf{X}_l, Y_l(1), Y_l(0)) : l = 1, 2, \dots, L\}$  be the samples in the original dataset prior to matching. Assume that, given  $\mathcal{F} \equiv \{(\mathbf{X}_l, Y_l(1), Y_l(0)) : l = 1, 2, \dots, L\}$ , the treatment assignments  $Z_l$ 's are mutually independent, and define  $\pi_l \equiv \Pr(Z_l = 1 \mid \mathcal{F})$  for all  $l$ .

For simplicity, we consider the pair matching; similar arguments will work for matching with multiple controls as well. We first divide the units into  $G$  groups so that units within the same group have the same covariate value and units in different groups have distinct covariate values, i.e.,  $\mathbf{X}_l = \mathbf{X}_k$  for any units  $l, k$  within the same group and  $\mathbf{X}_l \neq \mathbf{X}_k$  for any units  $l, k$  in different groups. We then perform random pair matching within each group. Algorithmically, within each group, we can randomly permute the order of treated and control units, and match them based on their order within their permutations. That is, after the permutation, the first treated unit is matched with the first control unit, the second treated unit is matched with the second control unit, and so on. For each group,

some control (or treated) units will not be matched if the group has more control (or treated) units. Finally, we obtain the matched dataset, and use  $\mathcal{M}$  to denote the whole matching structure, which contains the information for the indices of units within each matched pair. Let  $\mathbf{Z}_{\mathcal{M}}$  denote the treatment assignment vector for all matched units, and  $\mathbf{Z}_{\mathcal{M}^c}$  denote the treatment assignment vector for all unmatched units. Moreover, we say  $\mathbf{Z}_{\mathcal{M}} \in \mathcal{E}$  if there is exactly one treated unit within each matched pair under  $\mathcal{M}$ ; equivalently,  $\mathcal{E}$  is the set of all possible assignments for matched units such that there is exactly one treated unit within each matched pair. Below we will investigate the conditional distribution of the treatment assignments for matched units, given the matching structure  $\mathcal{M}$ , the potential outcomes and covariates for all units  $\mathcal{F}$ , the treatment assignments for unmatched units, and that each matched pair has only one treated unit, i.e.,

$$\mathbf{Z}_{\mathcal{M}} \mid \mathcal{M}, \mathcal{F}, \mathbf{Z}_{\mathcal{M}^c}, \mathbf{Z}_{\mathcal{M}} \in \mathcal{E}. \quad (\text{A23})$$

To investigate (A23), we first investigate the conditional distribution of a particular matching structure given the treatment assignments for all units, i.e.,

$$\Pr(\mathcal{M} = m \mid \mathbf{Z} = \mathbf{z}, \mathcal{F}). \quad (\text{A24})$$

By our matching algorithm described above, the probability in (A24) takes value zero if  $\mathbf{z}_m \notin \mathcal{E}$  or  $m^c$  contains treated and control units with the same covariate value (note that in our matching algorithm we try to get as many exactly matched pairs as possible). Let  $\mathcal{Z}(m)$  be the set of treatment assignment vector  $\mathbf{z}$  such that (i)  $\mathbf{z}_m \in \mathcal{E}$  and (ii)  $m^c$  does not contain treated and control units with the same covariate value. It is not difficult to see that  $\Pr(\mathcal{M} = m \mid \mathbf{Z} = \mathbf{z}, \mathcal{F}) = \Pr(\mathcal{M} = m \mid \mathbf{Z} = \mathbf{z}', \mathcal{F})$  for any  $\mathbf{z}, \mathbf{z}' \in \mathcal{Z}(m)$  with  $\mathbf{z}_{m^c} = \mathbf{z}'_{m^c}$ , due to the random pairing in our matching algorithm described before.

We then investigate the conditional distribution in (A23), i.e., the following conditional probability for any given  $\mathbf{z}$  and  $m$ :

$$\Pr(\mathbf{Z}_{\mathcal{M}} = \mathbf{z}_m \mid \mathcal{M} = m, \mathcal{F}, \mathbf{Z}_{\mathcal{M}^c} = \mathbf{z}_{m^c}, \mathbf{Z}_{\mathcal{M}} \in \mathcal{E}). \quad (\text{A25})$$

Obviously, (A25) is well-defined and can take nonzero value only if  $\mathbf{z} \in \mathcal{Z}(m)$ . Below we will assume this is true. Note that

$$\begin{aligned} & \Pr(\mathbf{Z}_{\mathcal{M}} = \mathbf{z}_m, \mathcal{M} = m, \mathbf{Z}_{\mathcal{M}^c} = \mathbf{z}_{m^c}, \mathbf{Z}_{\mathcal{M}} \in \mathcal{E} \mid \mathcal{F}) \\ &= \Pr(\mathbf{Z} = \mathbf{z}, \mathcal{M} = m \mid \mathcal{F}) = \Pr(\mathcal{M} = m \mid \mathbf{Z} = \mathbf{z}, \mathcal{F}) \Pr(\mathbf{Z} = \mathbf{z} \mid \mathcal{F}), \end{aligned}$$

where the first equality holds due to the fact that  $\mathbf{z} \in \mathcal{Z}(m)$ , and

$$\begin{aligned} \Pr(\mathcal{M} = m, \mathbf{Z}_{\mathcal{M}^c} = \mathbf{z}_{m^c}, \mathbf{Z}_{\mathcal{M}} \in \mathcal{E} \mid \mathcal{F}) &= \sum_{\mathbf{z}' \in \mathcal{Z}(m): \mathbf{z}'_{m^c} = \mathbf{z}_{m^c}} \Pr(\mathbf{Z} = \mathbf{z}', \mathcal{M} = m \mid \mathcal{F}) \\ &= \sum_{\mathbf{z}' \in \mathcal{Z}(m): \mathbf{z}'_{m^c} = \mathbf{z}_{m^c}} \Pr(\mathcal{M} = m \mid \mathbf{Z} = \mathbf{z}', \mathcal{F}) \Pr(\mathbf{Z} = \mathbf{z}' \mid \mathcal{F}). \end{aligned}$$

We then have the following equivalent forms for (A25):

$$\begin{aligned} &\Pr(\mathbf{Z}_{\mathcal{M}} = \mathbf{z}_m \mid \mathcal{M} = m, \mathcal{F}, \mathbf{Z}_{\mathcal{M}^c} = \mathbf{z}_{m^c}, \mathbf{Z}_{\mathcal{M}} \in \mathcal{E}) \\ &= \frac{\Pr(\mathbf{Z}_{\mathcal{M}} = \mathbf{z}_m, \mathcal{M} = m, \mathbf{Z}_{\mathcal{M}^c} = \mathbf{z}_{m^c}, \mathbf{Z}_{\mathcal{M}} \in \mathcal{E} \mid \mathcal{F})}{\Pr(\mathcal{M} = m, \mathbf{Z}_{\mathcal{M}^c} = \mathbf{z}_{m^c}, \mathbf{Z}_{\mathcal{M}} \in \mathcal{E} \mid \mathcal{F})} \\ &= \frac{\Pr(\mathcal{M} = m \mid \mathbf{Z} = \mathbf{z}, \mathcal{F}) \Pr(\mathbf{Z} = \mathbf{z} \mid \mathcal{F})}{\sum_{\mathbf{z}' \in \mathcal{Z}(m): \mathbf{z}'_{m^c} = \mathbf{z}_{m^c}} \Pr(\mathcal{M} = m \mid \mathbf{Z} = \mathbf{z}', \mathcal{F}) \Pr(\mathbf{Z} = \mathbf{z}' \mid \mathcal{F})} \\ &= \frac{\Pr(\mathbf{Z} = \mathbf{z} \mid \mathcal{F})}{\sum_{\mathbf{z}' \in \mathcal{Z}(m): \mathbf{z}'_{m^c} = \mathbf{z}_{m^c}} \Pr(\mathbf{Z} = \mathbf{z}' \mid \mathcal{F})}, \end{aligned}$$

where the last equality holds due to the discussion before for (A24). By our assumption on the treatment assignments for units in the original dataset before matching, we can further write (A25) as

$$\begin{aligned} &\Pr(\mathbf{Z}_{\mathcal{M}} = \mathbf{z}_m \mid \mathcal{M} = m, \mathcal{F}, \mathbf{Z}_{\mathcal{M}^c} = \mathbf{z}_{m^c}, \mathbf{Z}_{\mathcal{M}} \in \mathcal{E}) \\ &= \frac{\Pr(\mathbf{Z} = \mathbf{z} \mid \mathcal{F})}{\sum_{\mathbf{z}' \in \mathcal{Z}(m): \mathbf{z}'_{m^c} = \mathbf{z}_{m^c}} \Pr(\mathbf{Z} = \mathbf{z}' \mid \mathcal{F})} = \frac{\Pr(\mathbf{Z}_m = \mathbf{z}_m \mid \mathcal{F})}{\sum_{\mathbf{z}' \in \mathcal{Z}(m): \mathbf{z}'_{m^c} = \mathbf{z}_{m^c}} \Pr(\mathbf{Z}_m = \mathbf{z}'_m \mid \mathcal{F})} \\ &= \frac{\prod_{i=1}^I \prod_{j=1}^2 \pi_{ij}^{z_{ij}} (1 - \pi_{ij})^{1-z_{ij}}}{\prod_{i=1}^I \{\pi_{i1}(1 - \pi_{i2}) + \pi_{i2}(1 - \pi_{i1})\}} = \prod_{i=1}^I \frac{\prod_{j=1}^2 \{\pi_{ij}/(1 - \pi_{ij})\}^{z_{ij}}}{\pi_{i1}/(1 - \pi_{i1}) + \pi_{i2}/(1 - \pi_{i2})} \\ &= \prod_{i=1}^I \prod_{j=1}^2 \left\{ \frac{\pi_{ij}/(1 - \pi_{ij})}{\pi_{i1}/(1 - \pi_{i1}) + \pi_{i2}/(1 - \pi_{i2})} \right\}^{z_{ij}}, \end{aligned}$$

where we use  $ij$  with  $1 \leq i \leq I$  and  $j = 1, 2$  to index the matched units under  $m$ . Obviously, the treatment assignments for matched units satisfy model (1), with  $p_{ij}^* = \pi_{ij}/(1 - \pi_{ij})/\{\pi_{i1}/(1 - \pi_{i1}) + \pi_{i2}/(1 - \pi_{i2})\}$ . Consequently, the hidden bias for each matched pair  $i$  has the following forms:

$$\Gamma_i^* = \frac{\max_j p_{ij}^*}{\min_k p_{ik}^*} = \frac{\max_j \pi_{ij}/(1 - \pi_{ij})}{\min_k \pi_{ik}/(1 - \pi_{ik})}, \quad (1 \leq i \leq I).$$

Below we give some additional remarks on the treatment probabilities  $\pi_l$ 's. If we further

assume that the units are independent samples, in the sense that  $(Z_l, \mathbf{X}_l, Y_l(1), Y_l(0))$ 's are mutually independent across all  $s$ , then the treatment probabilities simply to

$$\pi_l = \Pr(Z_l = 1 \mid \mathcal{F}) = \Pr(Z_l = 1 \mid \mathbf{X}_l, Y_l(1), Y_l(0)), \quad (1 \leq l \leq L).$$

If we further assume that  $(Z_l, \mathbf{X}_l, Y_l(1), Y_l(0))$ 's are i.i.d. samples from some superpopulation, then there must exist a function  $\tilde{\lambda}(\cdot)$  such that

$$\pi_l = \Pr(Z_l = 1 \mid \mathcal{F}) = \Pr(Z_l = 1 \mid \mathbf{X}_l, Y_l(1), Y_l(0)) = \tilde{\lambda}(\mathbf{X}_l, Y_l(1), Y_l(0)), \quad (1 \leq l \leq L).$$

If the covariates contain all the confounding, in the sense that  $Z_l \perp\!\!\!\perp (Y_l(1), Y_l(0)) \mid \mathbf{X}_l$ , then there must exist a function  $\lambda(\cdot)$  such that

$$\pi_l = \Pr(Z_l = 1 \mid \mathcal{F}) = \Pr(Z_l = 1 \mid \mathbf{X}_l, Y_l(1), Y_l(0)) = \tilde{\lambda}(\mathbf{X}_l, Y_l(1), Y_l(0)) = \lambda(\mathbf{X}_l), \quad (1 \leq l \leq L).$$

Consequently, when matching is exact, units within the same matched set will have the same treatment probabilities, under which the hidden biases are all 1 and the matched observational study reduces to a matched randomized experiment.

## A14. Simulation studies

In this section, we conduct simulations to investigate the validity and power of the proposed sensitivity analysis based on quantiles of hidden biases. Specifically, we will first conduct simulations under the situation where Fisher's null of no effect holds, to investigate the finite-sample performance of the asymptotic  $p$ -value in Corollary A2. Following Rosenbaum (2010), we then conduct simulations under the "favorable" situation where there is nonzero causal effect but no unmeasured confounding, under which we hope the inferred causal effects to be significant and insensitive to unmeasured confounding. In particular, we will investigate the power of our sensitivity analysis when we use different test statistics or when the causal effects have different patterns.

### A14.1. Sensitivity analysis when Fisher's null of no effect holds

We investigate the finite-sample performance of the asymptotic  $p$ -value in Corollary A2 when Fisher's null  $H_0$  of no effect in (4) holds. We consider a matched study with  $I$  matched sets of equal sizes  $n_1 = n_2 = \dots = n_I \equiv n$  for  $n = 2$  and  $3$ , respectively. We consider the

following two models for generating the potential outcomes:

$$(i) \text{ normal: } Y_{ij}(1) = Y_{ij}(0) \stackrel{i.i.d.}{\sim} \mathcal{N}(0, 1), \quad (ii) \text{ binary: } Y_{ij}(1) = Y_{ij}(0) \stackrel{i.i.d.}{\sim} \text{Bernoulli}(0.5), \quad (A26)$$

and the following three models for generating the true hidden biases  $\mathbf{\Gamma}^*$ :

$$(i) \text{ constant: } \Gamma_i^* = 5 \text{ for all } i, \quad (ii) \text{ lognormal: } \Gamma_i^* \stackrel{i.i.d.}{\sim} \max\{1, \text{Lognormal}(1.5, 0.2^2)\}, \\ (iii) \text{ outlier: } \Gamma_i^* = 500 \text{ for 5\% of the } I \text{ matched sets, and } \Gamma_i^* = 5 \text{ for remaining sets.} \quad (A27)$$

We generate the hidden confounding  $\mathbf{u}$  in the following way:

$$u_{ij}^* = \frac{Y_{ij}(0) - \min_k Y_{ik}(0)}{\max_k Y_{ik}(0) - \min_k Y_{ik}(0)}, \quad (1 \leq i \leq I; 1 \leq j \leq n). \quad (A28)$$

To ensure the quantities in (A28) is well-defined, when generating binary potential outcomes as in (ii) in (A26), we will randomly select two units within each matched set and let their potential outcomes take values 0 and 1, respectively. Note that the binary potential outcomes in (A26) are carefully designed so that our worst-case consideration can be achieved by the actual treatment assignment mechanisms. To mimic the finite population inference, the potential outcomes and hidden biases, once generated, are kept fixed, and the treatment assignments are randomly drawn from  $\mathcal{M}(\mathbf{\Gamma}^*, \mathbf{u}^*)$  as defined in Definition 1.

Figures A1 and A2 show the empirical distribution functions of the asymptotic  $p$ -value in Corollary A2 under various models for generating the potential outcomes and hidden biases as described in (A26) and (A27), over 500 simulated treatment assignments from  $\mathcal{M}(\mathbf{\Gamma}^*, \mathbf{u}^*)$ , for matched pairs ( $n = 2$ ) and matched triples ( $n = 3$ ), respectively, with  $I = 200$ . In both Figures, we conduct sensitivity analysis for three quantiles of hidden biases:  $\Gamma_{(I)}^*$  (black lines),  $\Gamma_{(0.95I)}^*$  (red lines) and  $\Gamma_{(0.9I)}^*$  (green lines), respectively, where the bounds on these quantiles of hidden biases are the true ones. From Figures A1 and A2, in most cases, the empirical distribution of the  $p$ -value is stochastically larger than or equal to the uniform distribution on  $(0, 1)$ . In Figures A1(d), A1(f) and A2(d), there is slight type-I inflation, especially when we consider significance level close to 0.5. We therefore further conduct simulations in these three settings with the number of matched sets increased to  $I = 2000$ . As shown in Figure A3, with larger sample size, the empirical distribution of the  $p$ -value becomes closer to (or is still stochastically larger than or equal to) the uniform distribution on  $(0, 1)$ .

From the above, the asymptotic  $p$ -value in Corollary A2 reasonably controls the type-I error in finite samples.

## A14.2. Sensitivity analysis using different choices of test statistics

We investigate the power of our sensitivity analysis using various choices of test statistics. In particular, we will investigate how the inner trimming in the m-statistic affects the sensitivity analysis. We consider a matched pair study with  $I = 500$  pairs, assume that the treatment effects are constant 0.5 across all units, and generate the control potential outcomes  $Y_{ij}(0)$ 's as i.i.d. samples from Gaussian distribution with mean 0 and variance 0.5.

We use the m-statistic discussed in Section 2.3 to conduct sensitivity analysis for quantiles of hidden biases. We fix the outer trimming at 3, and vary the inner trimming from 0 to 2.5 by a grid of 0.5. Assuming Fisher's null holds, Figure A4 shows the 95% lower confidence limits for quantiles of hidden biases using various inner trimming, averaging over 200 simulated datasets. From Figure A4, the average lower confidence limit for the maximum hidden bias first increases when the inner trimming increases, and it achieves its maximum when inner trimming equals to 2. It then decreases when inner trimming further increases to 2.5. This is intuitive. On the one hand, inner trimming focuses more on matched pairs with larger treatment effects and thus improves the power of sensitivity analysis for maximum hidden bias; on the other hand, it also reduces the effective sample size. With large sample size, more inner trimming generally improves the power of conventional sensitivity analysis that focuses on the maximum hidden bias.

Table A3: Average of the 95% lower confidence limits for all quantiles of hidden biases from a matched pair study, averaging over all simulated datasets from the model described in Appendix A14.2. With  $\tilde{\Gamma}_{(k)}$  denoting the lower confidence limit for  $\Gamma_{(k)}^*$ , the 2nd–6th columns report the average values of  $g^{-1}(I^{-1} \sum_{k=1}^I g(\tilde{\Gamma}_{(k)}))$  over all simulated datasets, where  $g$  is specified in the 1st column.

inner	0	0.5	1	1.5	2	2.5
$g(x) = x$	2.591072	2.932655	3.074130	2.930389	2.460424	1.652486
$g(x) = \log(x)$	2.345861	2.459622	2.287098	1.922898	1.543919	1.244339
$g(x) = x/(1+x)$	2.256807	2.291832	2.056154	1.706557	1.401990	1.190056

However, as shown in Figure A4, greater inner trimming, although improves the power of sensitivity analysis for maximum hidden bias, can deteriorate the power of sensitivity analysis for quantiles of hidden biases. Specifically, when the inner trimming is 2, although the sensitivity analysis for maximum hidden bias becomes most powerful, with causal effects being insensitive to hidden biases at a magnitude of about 12, the sensitivity analysis for quantiles of hidden biases becomes less powerful. Specifically, the lower confidence limit for the  $430/500 = 86\%$  quantiles of hidden biases is almost the noninformative 1. From Figure

A4, in general, the smaller the inner trimming, the more informative the sensitivity analysis is for lower quantiles of hidden biases. Obviously, there is a trade-off for the choice of inner trimming. In Table 2, we report the average value of the lower confidence limits (or their transformations) for all quantiles of hidden biases, averaging over all simulated datasets. From the discussion at the end of Section 3.3, these are actually 95% simultaneous lower confidence limits for the average hidden biases, averaging over all the simulations. From Table A3, inner trimming at 0.5 seems to provide the most informative sensitivity analysis for the average hidden biases.

### A14.3. Simulation for sensitivity analysis under various treatment effect patterns

We consider a matched pair study where the individual treatment effects for units across sets have the following form:

$$Y_{ij}(1) - Y_{ij}(0) = \begin{cases} c/\beta & 1 \leq i \leq \beta I, j = 1, 2; \\ 0 & \beta I + 1 \leq i \leq I, j = 1, 2, \end{cases}$$

where  $c > 0$  and  $\beta > 0$ . Specifically, we assume that  $1 - \beta$  proportion of the units have zero treatment effects, while the remaining  $\beta$  proportion of units have positive effects. Note that the average treatment effect is fixed at  $c$ , independent of  $\beta$ . Intuitively, when  $\beta = 1$ , the treatment has a constant effect  $c$  for all units. When  $\beta$  becomes smaller, the treatment effects become more heterogeneous and are nonzero for a smaller proportion of the units, with the total treatment effects kept fixed. In the following, we will fix  $I = 1000$ , and generate control potential outcomes  $Y_{ij}(0)$ 's as i.i.d. samples from Gaussian distribution  $\mathcal{N}(0, 0.5)$ . Intuitively, the treated-minus-control difference within each matched pair will follow a Gaussian distribution with mean  $c/\beta$  or 0 and standard deviation 1. We use the difference-in-means as our test statistic in (5), which corresponds to the m-statistic discussed in Section 2.3 and Appendix A2.1.1 without any inner or outer trimming.

Assuming Fisher's null holds, Figure A5 shows the 95% lower confidence limits for the quantiles of hidden biases averaging over 100 simulated datasets when the average effect  $c = 0.5$ , with the proportion of units with positive effects  $\beta$  taking values 3%, 20%, 40%, 60%, 80%, 100%. From Figure A5, we can see that more homogeneous positive effects provide us more powerful sensitivity analysis results, under which the inferred causal effects will be more robust to the existence of unmeasured confounding. To explain away the observed association between treatment and outcome, the maximum hidden bias needed increases with  $\beta$ , and



this is further manifested in the quantiles of hidden biases. Specifically, when only 3% of units are affected by the treatment, even with a large effect size, the resulting study will be highly sensitive to hidden confounding if the investigator suspects that a few matched sets may have exceptionally large hidden biases. From Figure A5, the study loses power to detect significant treatment effects when about 3% of the sets are suspected to have large hidden biases. Intuitively, a matched observational study with more homogeneous nonzero treatment effects across matched sets (given that the total effects are kept fixed) can provide us more powerful sensitivity analysis and thus more robust causal conclusions, especially when we suspect extreme hidden biases in some or a certain proportion of the matched sets.

## **A15. Matching for studying the effect of smoking**

We use the data from the 2005–2006 National Health and Nutrition Examination Survey, which are also available in Yu (2020). The data include 2475 observations, including 521 daily smokers and 1963 nonsmokers. We perform the minimum-distance near-fine matching in Yu and Rosenbaum (2019), and construct a matched comparison consisting of 512 smoker-nonsmoker matched sets. The matching takes into account six covariates including gender, age, race, education level, household income level and body mass index; for a more detailed description of these covariates, see, e.g., Yu (2020). Figure A6 shows the box plots of the six covariates for smokers, matched nonsmokers and original nonsmokers. From Figure A6, the balance of these covariates has been substantially improved by matching.

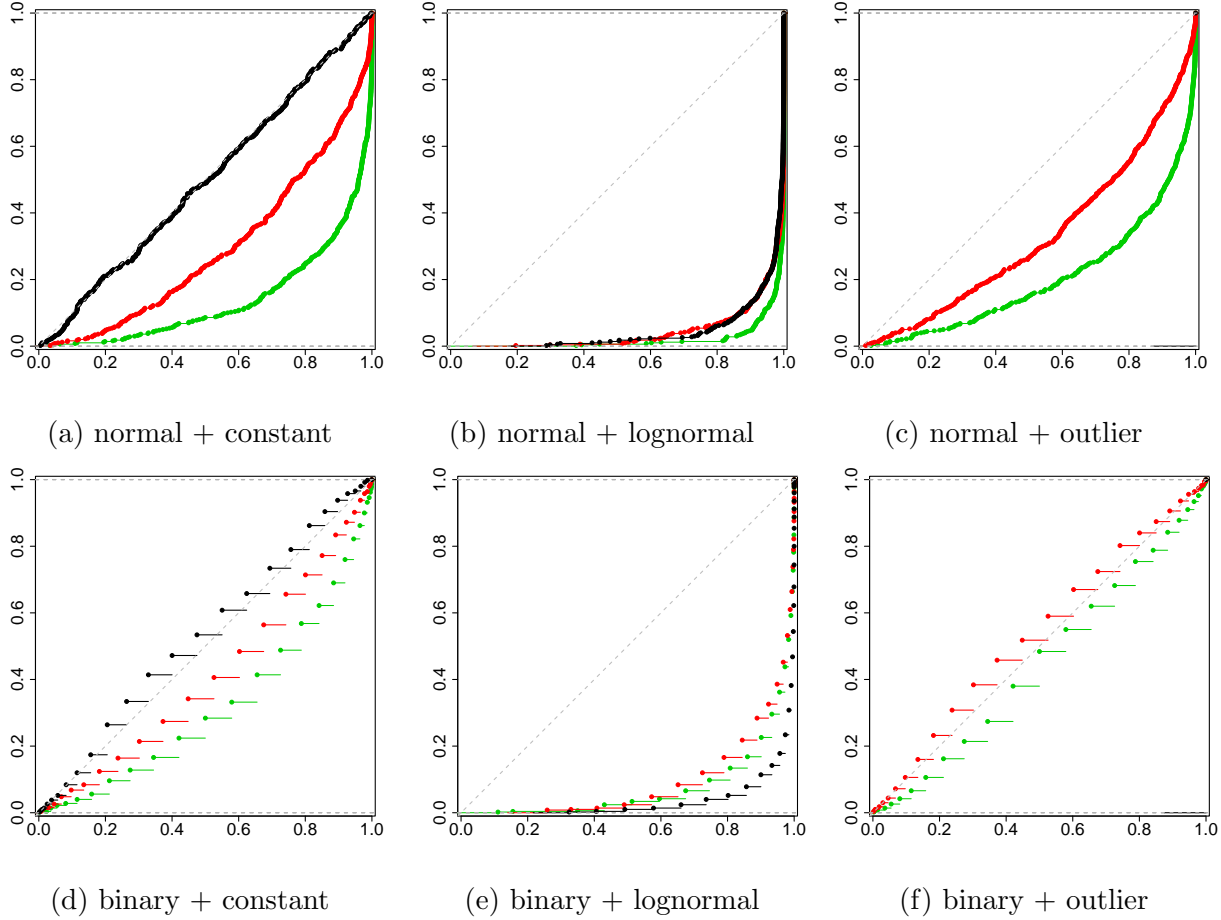


Figure A1: Empirical distributions of the  $p$ -value in Corollary A2 under various data generating models in a matched pair study with  $I = 200$  and equal set size  $n = 2$ . The caption of each subfigure describes the models for generating potential outcomes and hidden biases as in (A26) and (A27), respectively. The black, red and green lines show the empirical distribution functions of the  $p$ -value under sensitivity analysis for  $\Gamma_{(I)}^*$ ,  $\Gamma_{(0.95I)}^*$  and  $\Gamma_{(0.9I)}^*$ , respectively. The grey dashed lines show the distribution function of the uniform distribution on the interval  $(0, 1)$ . Note that in (c) and (f), the  $p$ -value from the sensitivity analysis based on  $\Gamma_{(I)}^*$  are all 1, under which its empirical distribution becomes a point mass at 1 and cannot be easily seen in the figure.

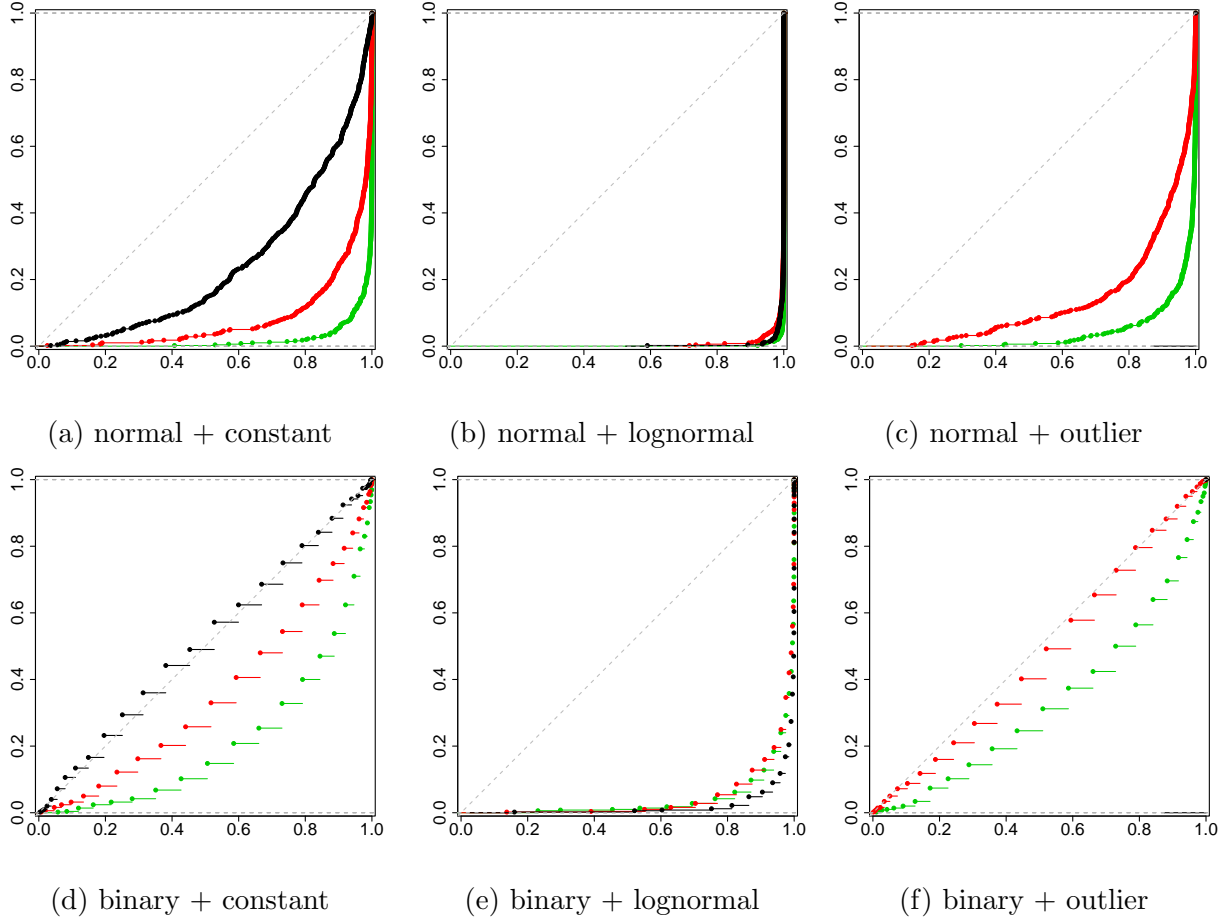


Figure A2: Empirical distributions of the  $p$ -value in Corollary A2 under various data generating models in a matched triple study with  $I = 200$  and equal set size  $n = 3$ . The caption of each subfigure describes the models for generating potential outcomes and hidden biases as in (A26) and (A27), respectively. The black, red and green lines show the empirical distribution functions of the  $p$ -value under sensitivity analysis for  $\Gamma_{(I)}^*$ ,  $\Gamma_{(0.95I)}^*$  and  $\Gamma_{(0.9I)}^*$ , respectively. The grey dashed lines show the distribution function of the uniform distribution on the interval  $(0, 1)$ . Note that in (c) and (f), the  $p$ -value from the sensitivity analysis based on  $\Gamma_{(I)}^*$  are all 1, under which its empirical distribution becomes a point mass at 1 and cannot be easily seen in the figure.

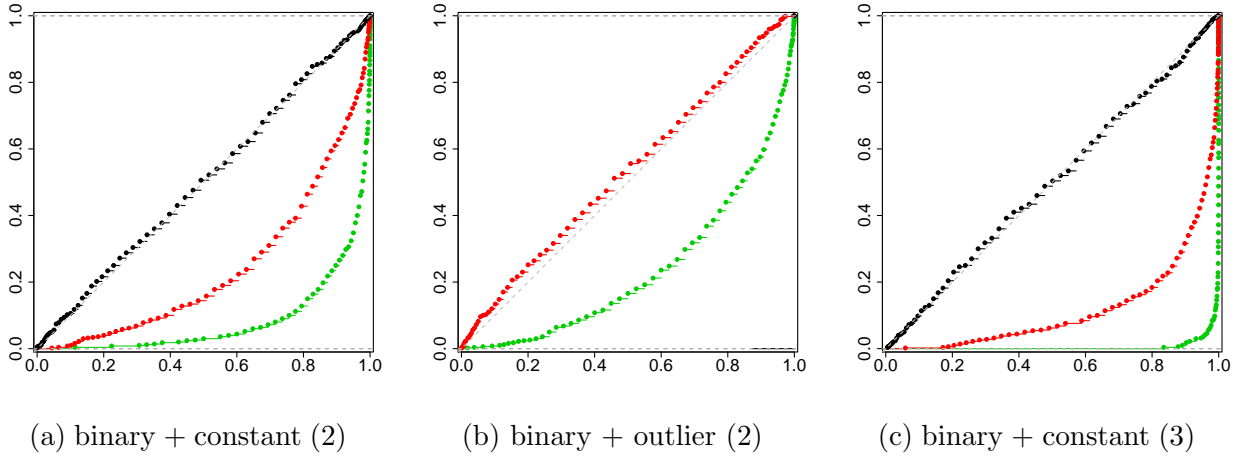


Figure A3: Empirical distributions of the  $p$ -value in Corollary A2 under various data generating models in a matched study with  $I = 2000$  and equal set size. The caption of each subfigure describes the models for generating potential outcomes and hidden biases as in (A26) and (A27), respectively, with the number in the parentheses representing the matched set size. The black, red and green lines show the empirical distribution functions of the  $p$ -value under sensitivity analysis for  $\Gamma_{(I)}^*$ ,  $\Gamma_{(0.95I)}^*$  and  $\Gamma_{(0.9I)}^*$ , respectively. The grey dashed lines show the distribution function of the uniform distribution on the interval  $(0, 1)$ . Note that in (b), the  $p$ -value from the sensitivity analysis based on  $\Gamma_{(I)}^*$  are all 1, under which its empirical distribution becomes a point mass at 1 and cannot be easily observed in the figure.

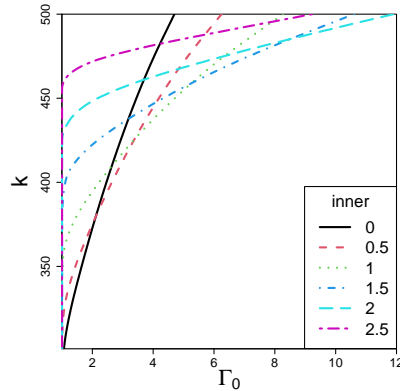


Figure A4: 95% lower confidence limits for quantiles of hidden biases in a matched pair study assuming that Fisher's null  $H_0$  holds, averaging over all simulated datasets. The data generation is described in Appendix A14.2. Different lines correspond to  $m$ -statistics with various inner trimming.

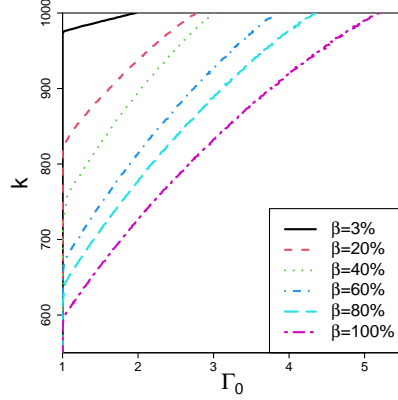


Figure A5: 95% lower confidence limits for quantiles of hidden biases in a matched pair study assuming that Fisher’s null  $H_0$  holds, averaging over all simulated datasets. The data are generated from the model described in Appendix A14.3 with various proportion  $\beta$  of units that are affected by the treatment.

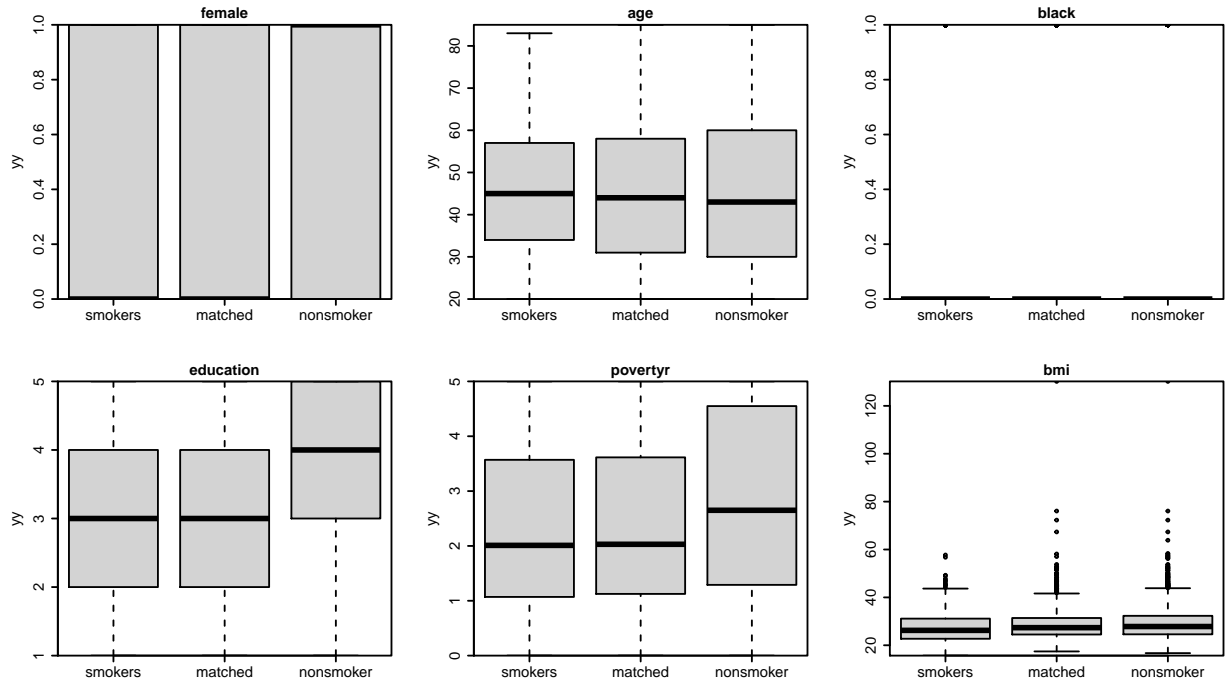


Figure A6: Box plots of covariates for smokers, matched nonsmokers and original nonsmokers. These six plots, from left to right and from top to bottom, are for covariates gender, age, race, education level, household income level and body mass index, respectively.