

Theoretical study on spintronic and optical property prediction of doped magnetic Borophene

S. Koley^{1*}

¹ *Department of Physics, Amity Institute of Applied Sciences,
Amity University Kolkata, West Bengal, 700135, India*

Two dimensional materials are attracting new research for optoelectronics and spintronics due to their unique physical properties. A wide range of emerging spintronic devices are achieved from parent and doped two dimensional materials. First-principles electronic structure calculations of a two-dimensional monolayer of borophene in its P6/mmm form is explored in this study. The electronic, magnetic, and optical properties of doped borophene are analyzed for doping with lithium, sodium, and magnesium. Density functional theory calculations advocate their good dynamical and thermal stability. Spin-polarized electronic properties of these materials are observed to be useful for predicting new spintronic materials. Additionally optical analysis exhibits the absorption peaks in monolayers along the in-plane direction. These properties of doped magnetic borophene suggest the material to be a suitable candidate for designing optoelectronic devices. The most competent spintronic material among three different doped borophenes is lithium doping that can imply a promising avenue for the fast-growing electronics industry.

I. INTRODUCTION

Two-dimensional (2D) materials have been celebrated since the first synthesis of graphene as it displays exceptional conductivity properties which are lacking in its bulk crystal form^{1,2}. The 2D material demonstrates a wide range of unique optical, electronic, and thermal properties, hence has enormous applications in recent technology³⁻⁵. A considerable amount of research continues to explore new 2D materials: silicene, phosphorene, borophene,⁶⁻¹¹ chalcogenides¹²⁻¹⁵ and layered binary compounds like GeP, GeAs, SiP^{16,17}. The common structural property among these materials is extreme thinness which dramatically changes the physical properties as compared to the corresponding bulk materials.

Borophene, a single layer of boron atom, has been synthesized at laboratory in different phases like Pmmn, β_{12} , ξ_3 ¹⁸. Strength, flexibility, and metallic attributes of this material have initiated ample research on their mechanical properties, thermal conductivity, electronic structure stability, superconductivity, optical properties, and atomic adsorption¹⁸. Depending on the structural orientation and doping, borophene turns out to be a good conductor of heat and electricity. Additionally phonon-mediated superconductivity is observed at a T_C of 25.3K. A more remarkable discovery was a two-dimensional phase of boron with space group Pmmn showing tilted Dirac cone in its electronic band structure¹⁹. Borophene has low atomic weight and excellent electrical performances; moreover it's source is less expensive. Overall the structure is tunable which escalates its practical applications and research interest.

Boron has the electronic structure $[\text{He}]2s^22p^1$ with three valence electrons and is located in between nonmetallic carbon and metallic beryllium in the periodic table. The electronic configuration itself provides both metallicity and nonmetallicity owing to the radius of 2p orbit which

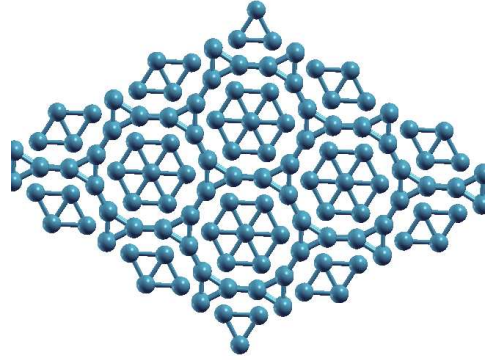
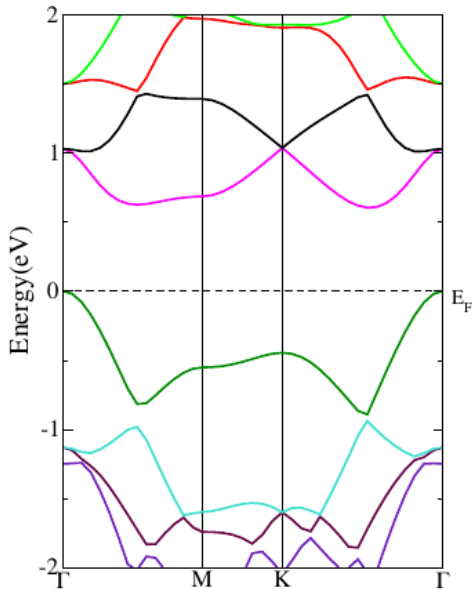
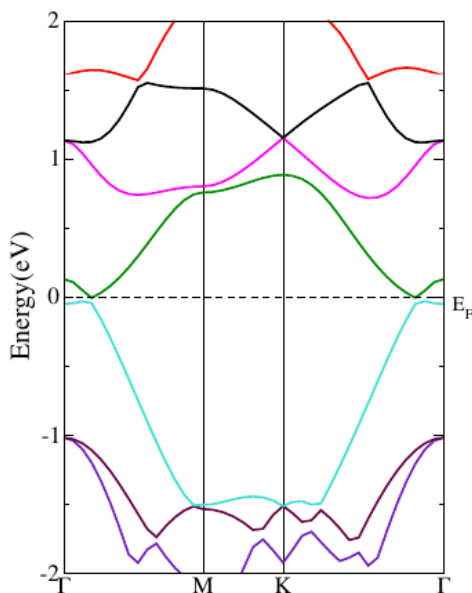


FIG. 1. (Color Online) Crystal structure of pristine borophene in P6/mmm phase with three inequivalent boron atoms.

is close to the 2s orbit radius. Hence, the rich electronic structure and bonding between the boron atoms make its 2D structure different from other 2D materials. However the magnetic phase diagram and doping dependence on borophene remains largely unexplored. Amidst different structures of borophene only the P6/mmm structure shows suitable spin polarization. With the goal of uncovering 2D magnetic materials for superior spintronic and optical applications, the investigated structure is doped with both electron and hole. Present study quantifies the optical and spintronic properties of borophene for different doping. Spintronic application of doped borophene then can be used as new zero gap spintronic materials.



(a)



(b)

FIG. 2. (Color Online) Density functional theory band structure of parent borophene for (a) up-spin and (b) down-spin. Up-spin shows a comparably larger gap than down spin.

II. METHODS

Electronic structure of borophene was estimated using density functional theory calculations based on the Perdew-Burke-Ernzerhof (PBE) generalized gradient approximation (GGA) for exchange-correlation functional,

along with full potential linearized augmented plane wave (FP-LAPW) method as executed in WIEN2K²⁰. A kinetic energy cutoff of 20 eV was applied for the plane waves to get the electronic wave functions. The k-space integration was performed using a $10 \times 10 \times 1$ Monkhorst-Pack k-point mesh centered at Γ -point. Atomic coordinates and lattice constants were entirely relaxed until the forces were smaller than $0.001 \text{ eV}/\text{\AA}$. The optical terms, such as imaginary and real parts of dielectric tensor, and reflectivity were calculated within the WIEN2K code. The interstitial wave functions were expanded in terms of plane waves with a cut-off parameter of $R_{MT} \times K_{max} = 8.5$, where R_{MT} and K_{max} denote the smallest atomic sphere radius and the largest k vector in the plane-wave expansion, respectively. The optical terms were evaluated using a dense k-point mesh of $15 \times 15 \times 1$ Γ -centered Monkhorst-Pack with fixing Lorentzian broadening of 0.05 eV.

III. RESULTS

In accordance with structural symmetry of P6/mmm borophene the unit cell consists of three types of inequivalent boron atoms. Three inequivalent atomic positions of boron are B1(0.0,0.0,0.5), B2(0.362,0.181,0.5), and B3 (0.576,0.153,0.434). The lattice parameters are chosen to be $a = b = 11.40 \text{ \AA}$, and $c = 37.73 \text{ \AA}$. Figure.1 shows the crystal structure of parent borophene. The hexagonal unit cell is doped with other atoms for hole and electron doping. Doping site is chosen to be (0.0,0.0,0.5) point with 6/mmm symmetry for an energetically favourable scenario (in all the position stability of the atom is checked through scf calculated total energy, finally minimum energy structure is chosen for further calculation.) A phonon spectra that shows real frequency dispersion was achieved using the force-constant method and the PHONOPY package²¹. This proves the stability of the doped material (shown in supplementary data). The different local environment of distinct boron atoms predicts that they can exhibit different chemical and physical properties.

The inequivalence of the boron atoms changes the contribution of each atom to the electronic properties of the material. Figure.2a and 2b demonstrate the electronic band diagram of parent borophene in a spin-polarized case (spin polarized density of states for parent material is attached in supplementary material). For up spin (Figure.2a) the band diagram shows a prominent indirect band-gap of 0.5 eV while for a down spin (Figure.2b) the conduction band and valence band shows tilted Dirac type structure close to high symmetry Γ point in reciprocal space. Linear dispersion around Fermi energy of the down spin band diagram confirms characteristic features of Dirac semimetals. Thus, the parent borophene in ferromagnetic structure is a direct narrow-gap semiconductor as the down spin conduction band and valence band are close to Fermi level. An earlier calculation for mag-

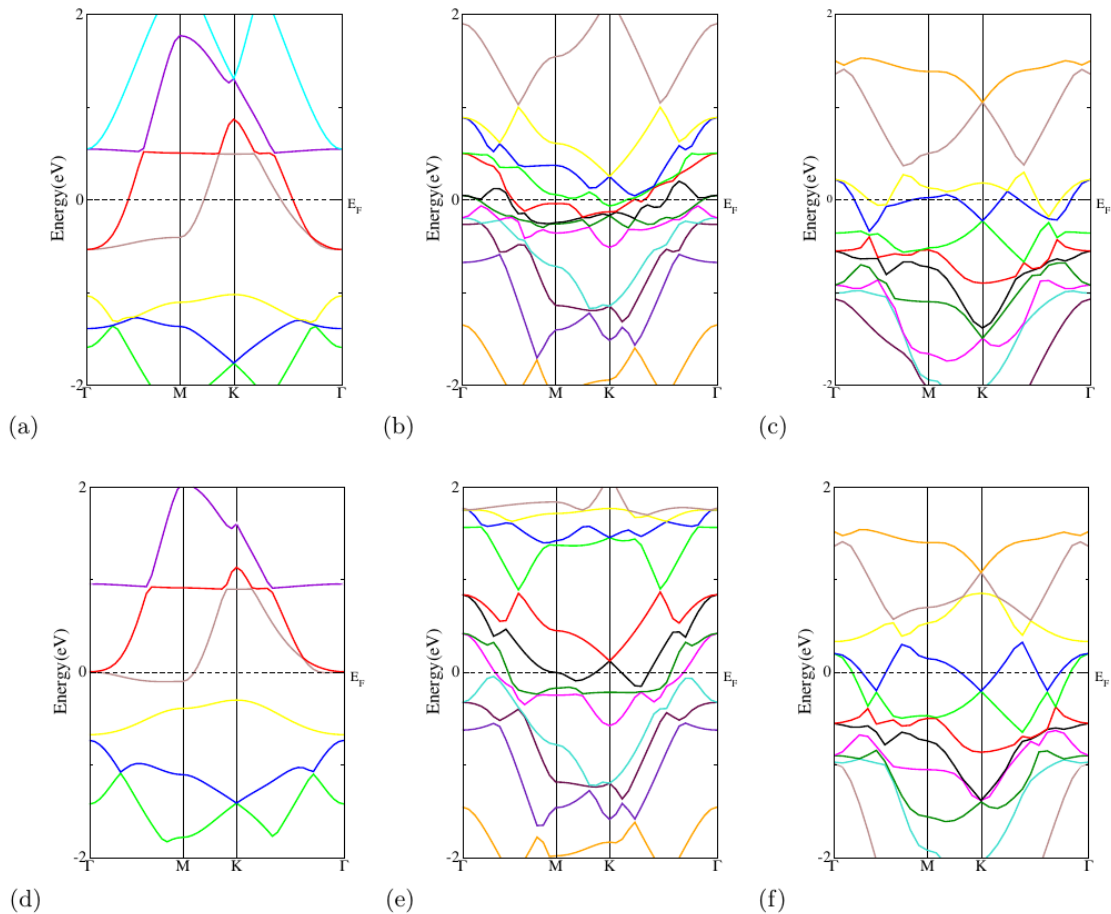


FIG. 3. (Color Online) Spin-polarized DFT band structures for Li((a) and (d)), Na((b) and (e)), and Mg((c) and (f)) doping. (a),(b) and (c) is for the up spin and others are for the down spin. The six plots are for doping concentrations of 20 %.

netic borophene²² corroborates with the band structure of parent borophene.

Spin-polarized band structure and density of states of three doped systems (i.e. Li, Na, and Mg) is plotted in Figure.3(a-f) and Figure.4(a-c) (partial density of states for three doping is included in supplementary section). The parent band structure establishes that the system can be tuned from semiconductor to half metal and semiconductor to metal with suitable doping. Band structures of doped borophene reveals that the doped systems show metallicity owing to the bands having finite weight at the Fermi level. The distinct behavior in electronic band structures can be originated from the electronic structure of the foreign elements and their corresponding positions in the periodic table. Compared to boron; lithium, and sodium have two fewer, and magnesium has one fewer valence electrons and they are adjacent to each other in the periodic table. As sufficient electrons are not present to form required covalent bonds surrounding the atoms, the studied new structures can be described as hole doped systems. A doping of hole type shifts the Fermi energy downward into the valence band and Dirac nature can be observed above the Fermi level only. While

there are two structurally symmetric Dirac cones present in the down spin band diagram of parent borophene, the Dirac structure gets shifted in all the doped borophene. Additionally the shifting of the Dirac point depends on the type of dopant atoms. The lattice symmetry breaking depends on the atomic radius difference between the dopant and parent atom. These findings suggest parent and doped borophene in this structure can be a promising candidate for spintronic applications.

IV. SPINTRONIC PROPERTIES

An ideal spintronic material is selected by the number of spin-polarized carriers of a system. These properties were quantified by the number of spin-up and spin-down charge carriers in the doped borophenes. In this case, spintronic order parameter (λ) is defined as follows to measure the degree of spin polarization and compare them for finding most competent dopant,

$$\lambda = \frac{n_{\uparrow} - n_{\downarrow}}{n_{\uparrow} + n_{\downarrow}} \quad (1)$$

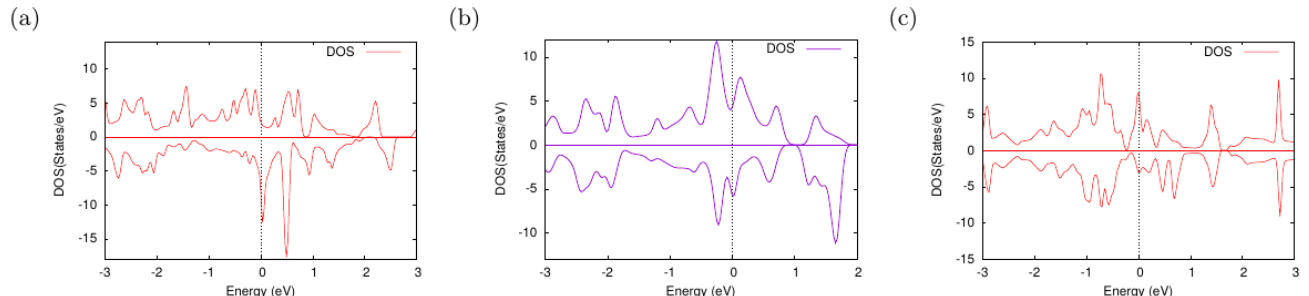


FIG. 4. (Color Online) Spin-polarized DFT density of states for three dopants, (a) Li doping, (b) Na doping, (c) Mg doping. The down spin density of states is multiplied by -1 for presentation.

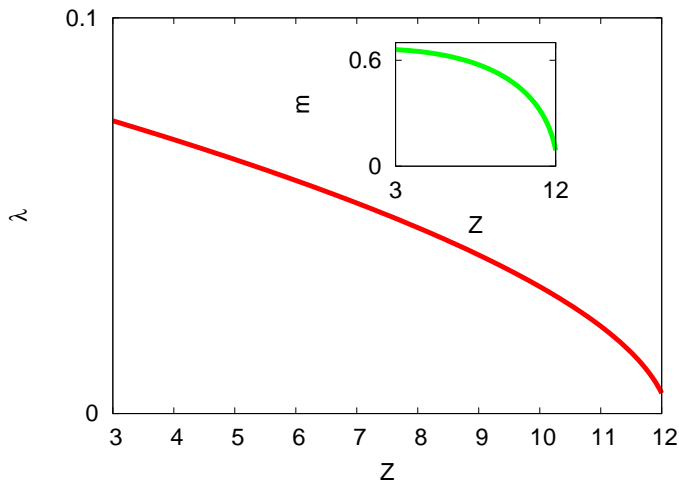


FIG. 5. (Color Online) Spintronic order parameter plot with atomic number. Inset shows the plot of magnetization (defined as the difference in number densities of up and down spin) with atomic number. It shows decrease in the order parameter and magnetization with increasing atomic number.

where n_{\uparrow} and n_{\downarrow} are the numbers of carriers respectively for up and down spins. Large spin polarization demands λ to be higher and thus make a suitable candidate for a spintronic system.

The main panel of figure.5 portrays λ for three doped systems which decreases with an increase in atomic number of dopants (Figure.5 main panel). This property of dopant implies elements having lower atomic number than boron can be employed to improve spintronic properties. The calculated λ shows a smaller value that can be increased with external parameters such as pressure and biasing. In this work, the energetically favorable struc-

ture is selected for these doped structures, however further research is required to understand whether other elements can yield similar energetically favorable scenario. Albeit the parent borophene in its crystal structure shows magnetism and is a satisfactory element for spintronic applications, the present study suggests doping will enhance the applicability.

Doped borophene does not have any gap in its electronic band structure. Similar results were obtained in earlier work on the intercalated phosphorene²³ and other zero gap materials^{24,25}. Besides, the doped borophene also has the difference between the number densities of the major and the minor spin states, which give rise to magnetic properties in the system. In the inset of Figure.5, the magnetization, $m = (n_{\uparrow} - n_{\downarrow})\mu_B$ is plotted as a function of atomic number. The trend of m shows a decrease in magnetization values with atomic number.

The concept of a gapless spintronic semiconductor²⁴ material is well established and finding new gapless spintronic materials is an emerging research area. This study aims to get new spintronic material. Doped borophene showing zero-gap state, are superior to pristine borophene since zero energy is required to excite electrons from the valence band to the conduction band in doped system.

V. OPTICAL PROPERTIES

Motivated by semiconducting behavior of parent material, the optical properties of doped borophene are studied to predict optoelectronic application of these materials. The imaginary part of dielectric function was estimated by applying a density functional theory method constructed through WIEN2K software. The assessed electronic structures of doped borophenes discussed ear-

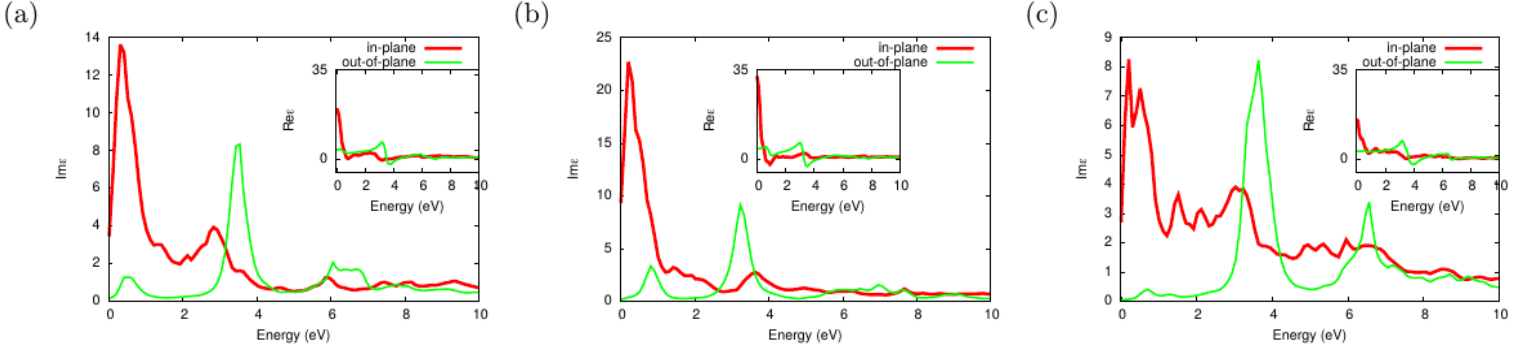


FIG. 6. (Color Online) The imaginary part of the dielectric function obtained from DFT calculation for three dopants, (a) Li, (b) Na, and (c) Mg. The in-plane and out-of-plane contribution is shown in all three cases.

lier in the results are the basis to interpret the imaginary part of the dielectric functions for three different systems. The optical terms for polarization of light parallel to the plane are dominant because of the strong depolarization effect in 2D planar geometry. The structures of three doped borophenes have geometrical symmetry along the x - and y -axis. The imaginary part of the dielectric function can also be defined as optical absorption spectra of these doped borophenes for the in-plane and out-of-plane polarized directions which is illustrated in Figures. (6a-6c). The corresponding real parts of the dielectric functions are shown in the inset. The first peak of in-plane dielectric spectra occurs around 0.5 eV for the Li, Na, and Mg doped borophenes. Consequently, the first peaks of absorption spectra for all doped systems are in the near-infrared range of wavelength along the in-plane direction. These observation confirms that, the excitations for in-plane polarization are largely found within the low-frequency region, whereas, the excitations for perpendicular polarization, are found within the higher frequency regime. The similar observation was reported earlier for parent borophene²⁶.

VI. SUMMARY AND CONCLUSIONS

This study demonstrates density functional theory study of the magnetic and optical properties of Li, Na, and Mg-doped borophene in spin-polarized system. Borophene is a member of newly found 2D Dirac systems in its different structures and has potential application

because of its high capacity, outstanding electronic and ionic conductivity in metal ion batteries as an anode material in its different structures; however the research interest on its application as the spintronic materials is recent. Parent borophene in this $p6/mmm$ structure shows half-metallic nature with up-spin showing semiconducting nature and down spin showing metallic behavior. Doping induces vanishing of gap but doped borophene remains spin-polarized. While the main characteristics are common in all doped crystals but the nature of spin polarization varies with different dopant. The detailed assessment into spin-dependent properties shows magnetization, and reveals that spintronic order parameter(λ) decreases with increasing atomic number. In addition the imaginary part of the dielectric functions of all three doped materials are characterized by in-plane maxima around 0.5 eV (corresponding to near-infrared region) and out-of-plane maxima around 3.0 eV (corresponding to visible region). The lowest energy excitations demonstrate almost similar characteristics in all the doped materials.

In conclusion, Li, Na and Mg doping of borophene shows similar electronic and optical properties. The optical absorption threshold of all the materials shows promising applications because of photoemission in visible and near- infrared region. Spintronic properties reveal better performance for doping with lighter atoms which labels Li as the best among three. Thus this study suggests the potential for fine tuning the properties of borophene using doping.

VII. CONFLICT OF INTEREST

The author declares no conflict of interest.

VIII. ACKNOWLEDGEMENT

SK acknowledges the Department of Science and Technology women scientist grant SR/WOS-A/PM-

80/2016(G) for financial support.

-
- * sudiptakoley20@gmail.com
- ¹ Novoselov, K. S. et al., Electric field effect in atomically thin carbon films. *Science*, **306**, 666 (2004).
 - ² Avouris, P. and Dimitrakopoulos, C., Graphene: synthesis and applications. *Materials Today*, **15**, 86 (2012).
 - ³ Mak, K.F. and Shan, J., Photonics and optoelectronics of 2D semiconductor transition metal dichalcogenides. *Nat. Photonics*, **10**, 216 (2016).
 - ⁴ Wang, Q. H., et al., Electronics and optoelectronics of two-dimensional transition metal dichalcogenides. *Nat. Nanotechnol.* **7**, 699 (2012).
 - ⁵ Chhowalla, M. et al., The chemistry of two-dimensional layered transition metal dichalcogenide nanosheets. *Nat. Chem.*, **5**, 263 (2013).
 - ⁶ Randivir, E P., Brownson, Dale A. C., and Banks, C.E., A decade of graphene research: production, applications and outlook. *materialstoday*, **17**, 426 (2014).
 - ⁷ Rubab A. et al., Advances in ultrathin borophene materials. *Chemical Engineering Journal*, **401**, 126109 (2020).
 - ⁸ Molle, A. et al., Silicene, silicene derivatives, and their device applications *Chemical Society Reviews*, **47**, 6370 (2018).
 - ⁹ Kou, L., Chen C., and Smith S C., Phosphorene: Fabrication, Properties, and Applications. *J. Phys. Chem. Lett.*, **6** 2794 (2015).
 - ¹⁰ Chen H. et al., First principles study of P-doped borophene as anode materials for lithium ion batteries. *Applied Surface Science*, **427**, 198 (2018).
 - ¹¹ Zhang, W. et al., Strain-engineering tunable electron mobility of monolayer IV-V group compounds. *Nanoscale*, **10**, 16750 (2018).
 - ¹² Taraphder, A. et al., Preformed Excitonic Liquid Route to a Charge Density Wave in 2H-TaSe₂. *Physical Review Letters*, **106**, 236405 (2011).
 - ¹³ Koley, S. et al., Preformed excitons, orbital selectivity, and charge density wave order in 1T-TiSe₂. *Physical Review B*, **90**, 115146 (2014).
 - ¹⁴ Koley, S., Pressure driven phase transition in 1T-TiSe₂, a MOIPT+ DMFT study. *Solid State Communications*, **251**, 23 (2017).
 - ¹⁵ Koley S., Mohanta N. and Taraphder A., Charge density wave and superconductivity in transition metal dichalcogenides. *Eur. Phys. J. B*, **93** 77 (2020).
 - ¹⁶ Beck C.G. and Stickler R., Crystallography of SiP and SiAs Single Crystals and of SiP Precipitates in Si. *J. Appl. Phys.*, **37**, 4683 (1966).
 - ¹⁷ Donohue P. and Young H., Synthesis, structure, and superconductivity of new high pressure phases in the systems GeP and GeAs. *J. Solid State Chem.*, **1**, 143 (1970).
 - ¹⁸ Wang Z. Q., L^u T. Y., Wang H.Q., Feng Y.P., Zheng J.C., Review of borophene and its potential applications. *Front. Phys.*, **14**, 23403 (2019).
 - ¹⁹ Lopez-Bezanilla A. and Littlewood Peter B., Electronic properties of 8-Pmmn borophene. *Phys. Rev. B*, **93**, 241405(R) (2016).
 - ²⁰ Blaha P., Schwarz K., Madsen G.K.H., Kvasnicka D., and Luitz J., WIEN2k: An APW+lo program for calculating the properties of solids. *J. Chem. Phys.*, **152**, 074101, (2020).
 - ²¹ Togo A., et al., First principles phonon calculations in materials science. *Scr. Mater.*, **108**, 1 (2015).
 - ²² Zhu M-H, et al., Magnetic borophenes from an evolutionary search. *Phys. Rev. B*, **99**, 205412 (2019).
 - ²³ Koley S., and Basu S., Intercalated phosphorene for improved spintronic applications. *IEEE Transactions on Magnetics*, **57**, 1 (2020).
 - ²⁴ Wang X., Xue Dou S., and Znanag C., Zero-gap materials for future spintronics, electronics and optics. *NPG Asia Materials*, **2**, 31 (2010).
 - ²⁵ Yue Z., et al., Spin-Gapless Semiconductors. *small*, **16**, 1905155 (2020).
 - ²⁶ Peng B., Zhang H., Shao H., Xu Y., Zhang R., Zhu H., The electronic, optical, and thermodynamic properties of borophene from first-principles calculations. *J. Mater. Chem. C*, **4**, 3592 (2016).