
A MULTI-COMPANION METHOD TO PERIODICALLY INTEGRATED AUTOREGRESSIVE MODELS

A PREPRINT

 **Yueyun Zhu**

Department of Mathematics
The University of Manchester
Manchester, M13 9PY
yueyun.zhu@manchester.ac.uk

 **Georgi N. Boshnakov**

Department of Mathematics
The University of Manchester
Manchester, M13 9PY
georgi.boshnakov@manchester.ac.uk

September 15, 2023

ABSTRACT

There has been an enormous interest in analysing and modelling periodic time series. The research on periodically integrated autoregressive (PIAR) models which capture the periodic structure and the presence of unit roots is widely applied in environmental, financial and energy areas. In this paper, we propose a multi-companion method which uses the eigen information of the multi-companion matrix in the multi-companion representation of PIAR models. The method enables the estimation and forecasting of PIAR models with a single, two and multiple unit roots. We show that the parameters of PIAR models can be represented in terms of the eigen information of the multi-companion matrix. Consequently, the estimation can be conducted using the eigen information, rather than directly estimating the parameters of PIAR models. A Monte Carlo experiment and an application are provided to illustrate the robustness and effectiveness of the multi-companion method.

Keywords Periodic integration · PIAR model · Multi-companion matrices · Unit roots

1 Introduction

The presence of strong periodicity and seasonal variations in financial, environmental and energy time series has inspired a critical area of research in periodic time series analysis. The analysis of periodic time series can be traced back as early as [Hannan \(1955\)](#) and [Gladyshev \(1961\)](#), where the definition of periodic correlation and basic properties of periodic correlated series are given. Two books, see [Franses et al. \(1996\)](#) and [Franses and Paap \(2004\)](#), give a comprehensive introduction to quarterly periodic time series models, including model representations, model selection, parameter estimation and forecasting.

Periodic autoregressive (PAR) models have gained significant attention in recent years due to their ability to capture the periodic structure of the time series. The PAR models extend the conventional Autoregressive (AR) models by allowing the autoregressive parameters to change with seasons, and they are applied to analyse periodically stationary series. The early reference see [Pagano et al. \(1978\)](#) introduced a periodic Yule-Walker method to estimate periodic autoregressive parameters, and the continuous work done by [Troutman \(1979\)](#) derived several key properties of autocovariance and its asymptotic properties of PAR models. Other estimation methods, such as maximum likelihood estimation (see [Vecchia, 1985](#)) and weighted least squares (see [Basawa and Lund, 2001](#)), are also introduced to estimate PAR models. Later on, the topic of parsimonious PAR models has become popular because they use a minimal number of parameters to effectively capture the periodic behaviour of time series. The idea of parsimonious PAR models was initially proposed by [Jones and Brelford \(1967\)](#), and the later references can be found in [Lund et al. \(2006\)](#), [Anderson et al. \(2007\)](#), [Tesfaye et al. \(2011\)](#) and [Battaglia et al. \(2020\)](#).

Despite the popularity of PAR models, their estimation and prediction can be challenging when the time series is periodically non-stationary. Therefore, the periodically integrated autoregressive (PIAR) models are developed to deal

with the periodic non-stationarity, incorporating with the concept of periodic integration and the presence of unit roots in the series.

Before delving into periodic integration, we first illustrate the (ordinary) integration for non-periodic cases. For non-periodic cases, the concept of integration is introduced to handle the presence of unit roots in the non-stationary series. A time series is said to be integrated of order b , denoted as $I(b)$, if it can be transformed into a stationary series by taking the b -th difference, while the first $(b - 1)$ differences are non-stationary. Without loss of generality, we have the notation $I(0)$ to describe the stationary series. Based on the concept of integration, the autoregressive integrated moving average (ARIMA) models are then developed to link the autoregression, moving average and integration together to analyse non-periodic time series that exhibit non-stationarity.

Similar to the non-periodic cases, the concept of periodic integration was introduced to handle the presence of unit roots in periodically non-stationary series. One of the earliest references is [Osborn et al. \(1988\)](#), who discussed the case when there is a single unit root in the periodic series and gave the definition of periodic integration of order one. The later work is followed by [Boswijk and Franses \(1995\)](#) who proposed three tests for checking the quarterly PIAR models with a single unit root. [Boswijk and Franses \(1996\)](#) proposed a class of likelihood ratio tests for a single unit root in PIAR models and derived their asymptotic distributions under the null hypothesis that there is a single unit root. [Boswijk et al. \(1997\)](#) extended the previous studies by proposing a new test which can be employed to check quarterly PIAR models with multiple unit roots. The model selection and forecasting issues of PIAR models can be found in [Franses and Paap \(1996\)](#).

In this paper, we propose an innovative method, the multi-companion method, which is based on the eigen information (eigenvectors and eigenvalues) of the multi-companion matrix in the multi-companion representation of PIAR models. The multi-companion matrix can be viewed as a generalization of the companion matrix and it was firstly introduced by [Boshnakov \(2002\)](#). [Boshnakov \(2002\)](#) derived several key properties of the multi-companion matrices, which can be further applied to time series analysis. Due to these special properties, the multi-companion matrices have been a topic of interest in recent years. For instance, [Boshnakov and Iqelan \(2009\)](#) used the eigen information of the multi-companion matrices to generate periodic autoregressive series. Also, [Boshnakov and Iqelan \(2009\)](#) listed the algorithms for generating multi-companion matrices by using their eigen information, and these algorithms prove to be highly beneficial in simulation studies. An R ([R Core Team, 2023](#)) implementation of multi-companion matrices, including spectral parametrisation, is provided by [Boshnakov \(2020\)](#). Further functionality, specific for periodic models, is included in package `pcfs` ([Boshnakov, 2021](#)).

It is worthwhile to mention that the previous studies, such as [Boswijk and Franses \(1996\)](#) and [Boswijk et al. \(1997\)](#), mainly focused on quarterly PIAR models, and their methods may become inefficient when extending the quarterly period to general cases. In contrast, our multi-companion method proposed in this paper provides a more flexible and efficient way to analyse PIAR models with general periods.

The paper is organized as follows. Section 2 reviews three different model representations for both PAR and PIAR models. Section 3 proposes the multi-companion method, which decomposes the multi-companion matrix of the multi-companion representation into its Jordan canonical form, and the roles of similarity and Jordan matrices are illustrated respectively. Section 4 applies the multi-companion method to analyse PIAR models with a single, two and multiple unit roots, and proposes an estimation method for PIAR models. In Section 5, Monte Carlo simulations are provided to verify the estimation method introduced in Section 4. Section 6 gives an application of PIAR models to forecast future values of U.S. monthly electricity end use.

It is useful to introduce some notation before going into detail. We use d for denoting the period of the time series, s for denoting the seasons such that $s \in \{1, \dots, d\}$. Any time t can be represented equivalently by the year T and the season s , such that $[T, s] \equiv t \equiv (T - 1)d + s$, and therefore, we use the notation $[T, s]$ to refer time t at year T and season s (see [Boshnakov and Iqelan, 2009](#)). The notation $\text{PAR}(p)$ is used to describe a periodic autoregression of order p . The notation $\text{PI}_b\text{AR}(p)$ is used to describe a periodically integrated autoregressive model with periodic integration order b and periodic autoregression order p . Sometimes we may omit the periodic integration order b to write as $\text{PIAR}(p)$ when the periodic integration order is unknown.

2 Models

Let $\{X_t, t = 1, 2, \dots\}$ be a periodic time series with period d . [Gladyshev \(1961\)](#) defined that a process $\{X_t\}$ is said to be periodically correlated (periodically stationary) with period d if $\mathbb{E}[X_t] = \mathbb{E}[X_{t+d}]$ and $\text{Cov}(X_{\tau+d}, X_{t+d}) = \text{Cov}(X_\tau, X_t)$ for all integer τ and t . [Jones and Brelsford \(1967\)](#) is probably the first study of periodic autoregressive models (PAR). [Pagano et al. \(1978\)](#) obtained asymptotic properties of periodic Yule-Walker estimators for PAR models.

Osborn et al. (1988) proposed a concept of periodic integration for the case when the series exhibits stochastic trends and therefore is no longer periodically stationary. Periodically integrated autoregressive models for such periodically integrated series have been studied by Boswijk and Franses (1996), Franses et al. (1996), and Franses and Paap (2004).

In this section, we will review various representations for both PAR and PIAR models. Importantly, a multi-companion representation will be given in the end of this section which is essential for further analysis.

2.1 Univariate representation

We consider univariate periodic time series $\{X_t\}$ with a period of d that can be transformed to white noise using a periodic filter:

$$X_t - \sum_{i=1}^p \phi_{i,s} X_{t-i} = \varepsilon_t, \quad t = 1, 2, \dots, \quad (1)$$

where p is the periodic autoregressive order; $s = s(t) \in \{1, 2, \dots, d\}$ is a function of time t which returns the corresponding season index at time t , such that $s = d$ when $t \bmod d = 0$, and otherwise, $s = t \bmod d$; $\{\phi_{i,s}, i = 1, \dots, p\}$ are seasonally varying parameters with d -periodic such that $\phi_{i,s} = \phi_{i,s+d}$ for $s = 1, \dots, d$; ε_t is a periodic white noise process with $\mathbb{E}[\varepsilon_t] = 0$, $\mathbb{E}[\varepsilon_t \varepsilon_\tau] = 0$ when $t \neq \tau$, and $\text{Var}(\varepsilon_t) = \sigma_t^2 = \sigma_{t+d}^2$. The last property of the periodic white noise indicates that the variance of periodic white noise is d -periodic and it is sufficient to consider σ_s^2 for $s = 1, \dots, d$ only. The notation $\varepsilon_t \sim \text{PWN}(0, \sigma_s^2)$ is used to describe the periodic white noise with variance σ_s^2 , see Boshnakov (1996) for details.

The left-hand side of Eq (1) represents a filter operation which is fully described by the coefficients $\{\phi_{i,s}, i = 1, \dots, p\}_{s=1}^d$. Let $\phi_{p,s}(z) = 1 - \phi_{1,s}z - \dots - \phi_{p,s}z^p$ be the polynomial associated with the coefficients for the s th season, $s = 1, \dots, d$. The set of polynomials $\{\phi_{p,s}(z)\}_{s=1}^d$ can be used as an alternative way to specify the filter.

The periodic filter of Eq (1) extends the conventional filter $\phi_p(L) = 1 - \phi_1 L - \dots - \phi_p L^p$ to allow the parameters changing with seasons. Unlike the non-periodic filters, commutativity does not hold, in general, for periodic filters. To demonstrate this, consider two periodic filters $\alpha_{1,s}(L) = 1 - \alpha_{1,s}L$ and $\beta_{1,s}(L) = 1 - \beta_{1,s}L$. Let $\{\alpha_{1,s}(L)\beta_{1,s}(L)\}_{s=1}^d$ be the filter corresponding to first applying $\{\beta_{1,s}(L)\}_{s=1}^d$ to the series, then $\{\alpha_{1,s}(L)\}_{s=1}^d$ to the filtered series and similarly $\{\beta_{1,s}(L)\alpha_{1,s}(L)\}_{s=1}^d$ for the commuted order. Consider also the filter $\{\gamma_{2,s}(L)\}_{s=1}^d$, where $\gamma_{2,s}(L) = \alpha_{1,s}(L)\beta_{1,s}(L) = 1 - (\alpha_{1,s} + \beta_{1,s})L + \alpha_{1,s}\beta_{1,s}L^2$ is the algebraic product of the polynomials for each season. Table 1 shows the result of applying the filters $\alpha_{1,s}(L)\beta_{1,s}(L)$, $\beta_{1,s}(L)\alpha_{1,s}(L)$ and $\gamma_{2,s}(L)$ to $\{X_t\}$. It can be seen from the table that the coefficients of X_{t-2} for the three cases are, in general, different. In particular, the sequential application of periodic filters is non-commutative and the result is not obtained by simple multiplication of the corresponding polynomials.

Table 1: An example for multiplication of periodic filters

Filtering order	Result
first $\beta_{1,s}(L)$, then $\alpha_{1,s}(L)$	$X_t - (\alpha_{1,s} + \beta_{1,s})X_{t-1} + \alpha_{1,s}\beta_{1,s-1}X_{t-2}$
first $\alpha_{1,s}(L)$, then $\beta_{1,s}(L)$	$X_t - (\alpha_{1,s} + \beta_{1,s})X_{t-1} + \beta_{1,s}\alpha_{1,s-1}X_{t-2}$
$\gamma_{2,s}(L)$	$X_t - (\alpha_{1,s} + \beta_{1,s})X_{t-1} + \beta_{1,s}\alpha_{1,s}X_{t-2}$

Note that the univariate representation in Eq (1) can be used to describe both PAR and PIAR models. A useful method to determine whether the model is periodic autoregressive or periodically integrated, is to research the set of polynomials $\{\phi_{p,s}(z)\}_{s=1}^d$. Note that, unlike the non-periodic case, this does not amount to the study of the roots of the individual polynomials. Our study is based on vector of seasons representation introduced in the following section.

2.2 Vector of seasons representation

An alternative way to study univariate periodic time series is to convert them into multivariate ones by stacking the observations in each year in a vector. To this end, let $X_{[T,s]}$ be the observation for season s of year T and $\mathbf{X}_T = (X_{[T,d]}, \dots, X_{[T,1]})'$. A multivariate representation of $\{X_t\}$ is $\{\mathbf{X}_T, T = 1, 2, \dots\}$. This idea was proposed originally by Gladyshev (1961) for the case of periodically stationary time series. Franses (1994) used this representation extensively for the study of (mostly) quarterly time series. He introduced the convenient term *vector of quarters* (VQ)

representation of periodic time series for $d = 4$. [Boshnakov and Iqelan \(2009\)](#) proposed the term *vector of seasons* (VS) for general values of d . Note that for each fixed $s \in [1, d]$ the subseries $\{X_{[T,s]}, T = 1, 2, \dots\}$ is the seasonal component (corresponding to season s) of the univariate periodic time series.

The VS representation of the model given by Eq (1) is

$$\Phi_0 \mathbf{X}_T = \sum_{i=1}^P \Phi_i \mathbf{X}_{T-i} + \varepsilon_T, \quad T = 1, 2, \dots, \quad (2)$$

where $\varepsilon_T = (\varepsilon_{[T,d]}, \dots, \varepsilon_{[T,1]})'$ is the vector of seasons form of ε_t ; $P = 1 + [(p-1)/d]$ with $[\cdot]$ is the integer function; Φ_0 and Φ_i are

$$(\Phi_0)_{jk} = \begin{cases} 1 & j = k \\ 0 & j > k \\ -\phi_{j-i, d-i+1} & j < k \end{cases},$$

$$(\Phi_i)_{jk} = \phi_{k+di-j, d-j+1}, \quad i = 1, \dots, P,$$

for $j, k = 1, \dots, d$. Notice that notation $(M)_{jk}$ means the (j, k) -th element of matrix M .

In order to distinguish between a PAR or a PIAR model, we consider the characteristic equation of Eq (2), see below:

$$|\Phi(z)| = |\Phi_0 - \Phi_1 z - \dots - \Phi_p z^p| = 0.$$

When the roots of the characteristic equation are outside the unit circle, the VS process $\{\mathbf{X}_T\}$ in Eq (2) is stationary, the corresponding univariate process $\{X_t\}$ is periodically stationary, and Eq (1) is a periodic autoregression of order p , namely PAR(p). In contrast, when there is at least one root on the unit circle (which is called as unit root), $\{\mathbf{X}_T\}$ in Eq (2) is integrated, the corresponding univariate process $\{X_t\}$ is periodically integrated, and Eq (1) is a periodically integrated autoregression of order p , namely PIAR(p).

Previous study see [Franses \(1996\)](#), [Franses and Paap \(2004\)](#) and [Franses and Van Dijk \(2005\)](#) provided both theoretical and empirical analysis of forecasts for quarterly periodic models by using the VQ representation. Their methods can be extended to general cases and here, we derive explicit expressions for H -year ahead forecasts (with $H \geq 1$) and forecast error variances for both PAR(p) and PIAR(p) models with $p \leq d$.

Let $\{X_t, t = 1, 2, \dots, n\}$ be a periodic time series with period d which is represented in Eq (1), and let $\{\mathbf{X}_T, T = 1, 2, \dots, N\}$ be the corresponding VS process where $N = n/d$ is the final year within the observations. The H -year ahead forecasts are generated from year N onwards, denoted by $\hat{\mathbf{X}}_{N+H}$. Based on the VS representation in Eq (2), we derive H -year ahead forecast, forecast error and forecast error variance:

$$\hat{\mathbf{X}}_{N+H} = (\Phi_0^{-1} \Phi_1)^H \mathbf{X}_N,$$

$$\mathbf{X}_{N+H} - \hat{\mathbf{X}}_{N+H} = \sum_{h=0}^{H-1} [(\Phi_0^{-1} \Phi_1)^h \Phi_0^{-1}] \varepsilon_{N+H-h},$$

$$\mathbb{E}[(\mathbf{X}_{N+H} - \hat{\mathbf{X}}_{N+H})(\mathbf{X}_{N+H} - \hat{\mathbf{X}}_{N+H})'] = \sum_{h=0}^{H-1} (\Phi_0^{-1} \Phi_1)^h \Phi_0^{-1} \Sigma_\varepsilon [(\Phi_0^{-1} \Phi_1)^h \Phi_0^{-1}]',$$

where $\Sigma_\varepsilon = \text{diag}(\sigma_d^2, \dots, \sigma_1^2)$, and $(\Phi_0^{-1} \Phi_1)^0$ is defined to be an identity matrix. [Franses \(1996\)](#) proved that for a quarterly PIAR(1) model, the matrix $\Phi_0^{-1} \Phi_1$ is idempotent, i.e. $(\Phi_0^{-1} \Phi_1)^h = \Phi_0^{-1} \Phi_1$ for $h = 1, 2, \dots$. In fact, this property holds for PIAR(1) models with any period. Therefore, the H -year ahead forecast of PIAR(1) models remains the same, i.e. $\hat{\mathbf{X}}_{N+H} = (\Phi_0^{-1} \Phi_1) \mathbf{X}_N$ for $H = 1, 2, \dots$, and the corresponding forecast error variance reduces to $(H-1)(\Phi_0^{-1} \Phi_1) \Phi_0^{-1} \Sigma_\varepsilon [(\Phi_0^{-1} \Phi_1) \Phi_0^{-1}]' + \Phi_0^{-1} \Sigma_\varepsilon (\Phi_0^{-1})'$.

2.3 Multi-companion representation

Lastly, we introduce a multi-companion representation of the model Eq (1). This representation is developed by using the multi-companion matrix (see [Boshnakov, 2002](#)), and is significantly useful for our later analysis on periodic integration.

Boshnakov and Iqelan (2009) proposed a Markov form of univariate periodic time series models in Eq (1), which is:

$$\mathbf{X}_t = A_t \mathbf{X}_{t-1} + \mathbf{E}_t, \quad t = 1, 2, \dots, \quad (3)$$

where $\mathbf{X}_t = (X_t, X_{t-1}, \dots, X_{t-m+1})'$ and $\mathbf{E}_t = (\varepsilon_t, 0, \dots, 0)'$ are m -dimensional vector with $m = \max(p, d)$, and A_t is an $m \times m$ companion matrix such that

$$A_t = \begin{pmatrix} \phi_{1,t} & \phi_{2,t} & \dots & \phi_{m-1,t} & \phi_{m,t} \\ 1 & 0 & \dots & 0 & 0 \\ 0 & 1 & \dots & 0 & 0 \\ \vdots & \vdots & \ddots & \vdots & \vdots \\ 0 & 0 & \dots & 1 & 0 \end{pmatrix},$$

with $\phi_{i,t} = 0$ for $i > p$. Eq (3) is also called as the companion representation of Eq (1). Note that the companion matrix A_t in Eq (3) is d -periodic in time t such that $A_t = A_{t+d}$, hereby, it is sufficient to consider A_1, \dots, A_d only.

Given the $[T, s]$ notation mentioned in Section 1, we replace time t with $[T, s]$ and the companion representation Eq (3) changes to

$$\mathbf{X}_{[T,s]} = A_s \mathbf{X}_{[T,s-1]} + \mathbf{E}_{[T,s]}, \quad [T, s] = 1, 2, \dots \quad (4)$$

Finally, by iterating Eq (4), we have the multi-companion representation (see Boshnakov and Iqelan, 2009)

$$\mathbf{X}_T = \mathbf{F}_d \mathbf{X}_{T-1} + \mathbf{u}_T, \quad T = 1, 2, \dots, \quad (5)$$

where $\mathbf{X}_T = (X_{[T,d]}, \dots, X_{[T,d]-m+1})'$, $\mathbf{F}_d = A_d A_{d-1} \dots A_1$, and $\mathbf{u}_T = \mathbf{E}_{[T,d]} + \sum_{i=1}^{d-1} \prod_{j=1}^i A_{d-j+1} \mathbf{E}_{[T,d]-i}$. Note that \mathbf{F}_d in Eq (5) is a product of d companion matrices, and is a multi-companion matrix with companion order d (see Boshnakov, 2002, Corollary. 3.2). In addition, \mathbf{F}_d is a constant matrix independent of time t . Importantly, the whole process by expressing Eq (1) into (5) demonstrates that the multi-companion matrix \mathbf{F}_d in multi-companion representation Eq (5) determines completely the properties of the corresponding periodic filter in univariate representation Eq (1).

Furthermore, we find that the disturbance term \mathbf{u}_T in Eq (5) can be expressed as a linear combination of the periodic white noise term ε_t in Eq (1), such that $\mathbf{u}_T = \Omega \varepsilon_T$ where $\varepsilon_T = (\varepsilon_{[T,d]}, \varepsilon_{[T,d]-1}, \dots, \varepsilon_{[T,d]-m+1})'$ and Ω is a matrix defined by

$$\Omega = [e_1, (A_d)_{\bullet 1}, (A_d A_{d-1})_{\bullet 1}, \dots, (A_d A_{d-1} \dots A_2)_{\bullet 1}, 0_{m \times (m-d)}], \quad (6)$$

where e_1 is a unit vector with its first component equal to 1 and all other components equal to 0, and the notation $(\cdot)_{\bullet 1}$ stands for the first column of a matrix. Particularly, when $m = d$, Ω is an upper triangular matrix with main diagonal elements equal to one.

It is interesting to investigate the characteristic equation of the multi-companion representation in Eq (5), which is $|I - \mathbf{F}_d z| = 0$ where I is an $m \times m$ identity matrix. In fact, the roots of this characteristic equation are the reciprocal of the eigenvalues of the multi-companion matrix \mathbf{F}_d . When the roots of the characteristic equation are all outside the unit circle, which is equivalent to when all the eigenvalues of \mathbf{F}_d have moduli strictly less than one, then Eq (5) is a periodic autoregression of order p . In contrast, when there is at least one root of the characteristic equation on the unit circle, which is equivalent to there is at least one unit eigenvalue of \mathbf{F}_d , then Eq (5) is a periodically integrated autoregression. This indicates that the study of the eigen information of the multi-companion matrix can be helpful to examine the properties of periodic models.

To continue with H -year ahead forecast, we still set $\{X_t, t = 1, 2, \dots, n\}$ as the observations and N is the final year within the observations such that $N = n/d$. Based on the multi-companion representation in Eq (5), we derive H -year ahead forecast, forecast error and forecast error variance as:

$$\begin{aligned}\hat{\mathbf{X}}_{N+H} &= \mathbf{F}_d^H \mathbf{X}_N, \\ \mathbf{X}_{N+H} - \hat{\mathbf{X}}_{N+H} &= \sum_{h=0}^{H-1} \mathbf{F}_d^h \mathbf{u}_{N+H-h}, \\ \mathbb{E}[(\mathbf{X}_{N+H} - \hat{\mathbf{X}}_{N+H})(\mathbf{X}_{N+H} - \hat{\mathbf{X}}_{N+H})'] &= \sum_{h=0}^{H-1} \mathbf{F}_d^h \Sigma_u (\mathbf{F}_d^h)',\end{aligned}$$

where $\Sigma_u = \Omega \Sigma_\varepsilon \Omega'$ and \mathbf{F}_d^0 is defined to be an identity matrix. We will show in next section that \mathbf{F}_d can be expressed in its Jordan canonical form, i.e. $\mathbf{F}_d = X J X^{-1}$, and hereby, we have $\mathbf{F}_d^h = X J^h X^{-1}$ for $h = 1, 2, \dots$. It is noticeable that if \mathbf{F}_d is diagonalizable and all the eigenvalues of \mathbf{F}_d are either 1 or 0, then \mathbf{F}_d is idempotent which results in the H -year ahead forecast of the model remains the same, i.e. $\hat{\mathbf{X}}_{N+H} = \mathbf{F}_d \mathbf{X}_N$ for $H = 1, 2, \dots$, and the corresponding forecast error variance reduces to $\Sigma_u + (H-1) \mathbf{F}_d \Sigma_u (\mathbf{F}_d)'$. This situation can happen when the corresponding model is a periodically integrated autoregression and we will elaborate on this further in later sections.

3 Multi-companion method

In this section, we introduce a multi-companion method which is used to investigate the periodic models, particular for periodically integrated autoregressive models. The multi-companion method is based on the multi-companion representation Eq (5) and the eigen information of the multi-companion matrix.

It is useful to review some important properties of multi-companion matrices before introducing the multi-companion method. For a given d -companion matrix \mathbf{F}_d with dimension m , it can be decomposed into its Jordan canonical form $\mathbf{F}_d = X J X^{-1}$, where X is the similarity matrix consisting of the eigenvectors of \mathbf{F}_d , and J is the Jordan matrix whose diagonal elements are the eigenvalues of \mathbf{F}_d . In addition, let λ_i be the eigenvalue and x_i be the corresponding eigenvector of \mathbf{F}_d for $i = 1, \dots, m$. The first important property is that each eigenvector x_i of \mathbf{F}_d is determined uniquely by its first (or any consecutive) d elements and the corresponding eigenvalue λ_i , see [Boshnakov and Iqelan \(2009\)](#). Hereby, we define the first d elements of the eigenvector x_i to be the *seed-parameters*, which are denoted by $c_i^{(j)}$ for $j = 1, \dots, d$. The vector $c_i = (c_i^{(1)}, \dots, c_i^{(d)})'$ which consists of the d seed-parameters is defined to be a seed-vector. The second property is that the eigenvectors corresponding to zero eigenvalues of \mathbf{F}_d are some appropriate standard basis vectors, see [Boshnakov and Iqelan \(2009, Lemma.1\)](#). This property is a particular example of specifying eigenvectors corresponding to zero eigenvalues and will be employed in Section 4.

Considering the aforementioned properties, it seems appropriate to explore the potential use of the eigen information of the multi-companion matrix for periodic time series models. Back to the multi-companion representation Eq (5) of a periodic model, substituting \mathbf{F}_d by its Jordan canonical form and then left-multiplying X^{-1} to its both sides gives

$$X^{-1} \mathbf{X}_T = J X^{-1} \mathbf{X}_{T-1} + X^{-1} \mathbf{u}_T.$$

By defining two processes $\mathbf{Z}_T = X^{-1} \mathbf{X}_T$ and $\mathbf{W}_T = X^{-1} \mathbf{u}_T$, we can rewrite the above equation into:

$$\mathbf{X}_T = X \mathbf{Z}_T, \tag{7}$$

$$\mathbf{Z}_T = J \mathbf{Z}_{T-1} + \mathbf{W}_T, \tag{8}$$

where $\mathbf{Z}_T = (Z_T^{(1)}, \dots, Z_T^{(m)})'$ is an m -dimensional process and $\mathbf{W}_T = (W_T^{(1)}, \dots, W_T^{(m)})'$ is an m -dimensional white noise. It is then straightforward to see that Eq (7) uses the similarity matrix of \mathbf{F}_d as a coefficient matrix linking process \mathbf{Z}_T with \mathbf{X}_T , and Eq (8) is in the vector autoregression form where the Jordan matrix of \mathbf{F}_d is regarded as an autoregressive coefficient matrix. Therefore, the eigen information of \mathbf{F}_d plays an important role in analysing periodic time series models. The subsequent two subsections will provide an in-depth analysis of the roles of similarity and Jordan matrices of \mathbf{F}_d respectively.

3.1 The role of similarity matrix

Considering the role of similarity matrix, we concentrate on Eq (7) which shows that \mathbf{X}_T is represented in terms of the similarity matrix and the vector process \mathbf{Z}_T . Expanding Eq (7) and only considering the first d elements gives

$$\begin{pmatrix} X_{[T,d]} \\ X_{[T,d-1]} \\ \vdots \\ X_{[T,1]} \end{pmatrix} = \begin{pmatrix} c_1^{(1)} & c_2^{(1)} & \dots & c_m^{(1)} \\ c_1^{(2)} & c_2^{(2)} & \dots & c_m^{(2)} \\ \vdots & \vdots & \dots & \vdots \\ c_1^{(d)} & c_2^{(d)} & \dots & c_m^{(d)} \end{pmatrix} \begin{pmatrix} Z_T^{(1)} \\ Z_T^{(2)} \\ \vdots \\ Z_T^{(d)} \\ \vdots \\ Z_T^{(m)} \end{pmatrix},$$

which implies

$$\begin{aligned} X_{[T,d]} &= c_1^{(1)} Z_T^{(1)} + c_2^{(1)} Z_T^{(2)} + \dots + c_m^{(1)} Z_T^{(m)}, \\ X_{[T,d-1]} &= c_1^{(2)} Z_T^{(1)} + c_2^{(2)} Z_T^{(2)} + \dots + c_m^{(2)} Z_T^{(m)}, \\ &\vdots \\ X_{[T,1]} &= c_1^{(d)} Z_T^{(1)} + c_2^{(d)} Z_T^{(2)} + \dots + c_m^{(d)} Z_T^{(m)}. \end{aligned}$$

The above systems can be further summarized as:

$$X_{[T,s]} = \sum_{i=1}^m c_i^{(d-s+1)} Z_T^{(i)}, \quad T = 1, 2, \dots, \quad (9)$$

for season $s \in [1, d]$. Eq (9) shows that the seasonal component $\{X_{[T,s]}, T = 1, 2, \dots\}$ at season s can be viewed as a linear combination of elements of $\{Z_T, T = 1, 2, \dots\}$, and the coefficient $c_i^{(d-s+1)}$ (the seed-parameter) is interpreted as the ‘‘strength’’ of the influence of $Z_T^{(i)}$ on the s -th season. It indicates that if one of $Z_T^{(i)}$ processes is a random walk and its corresponding coefficients for each season are non-zero, then this random walk will be a common stochastic trend driving the entire process. In addition, when some $Z_T^{(i)}$ processes need to be eliminated from one seasonal component at season s , we can directly set their corresponding coefficients to be zero. We will show later how Eq (9) contributes to analysing PIAR models with a single, two and multiple unit roots.

3.2 The role of Jordan matrix

We concentrate on Eq (8) when taking into account the significance of the Jordan matrix. It is evident that if all the diagonal elements of the Jordan matrix J have modulus strictly than one, the process Z_T is stationary and Eq (8) is a vector autoregression of order one (VAR(1)). In our paper, we pay more attention to the cases when Jordan matrix J has at least one diagonal element equal to one.

Let λ_{unit} be the unit eigenvalue of F_d , such that $\lambda_{\text{unit}} = 1$. We use notations $\text{Am}(\lambda_{\text{unit}})$ and $\text{Gm}(\lambda_{\text{unit}})$ to describe the algebraic and geometric multiplicities of λ_{unit} respectively. In addition, let J_{unit} be the unit Jordan matrix which consists of unit eigenvalues of F_d , such that

$$J_{\text{unit}} = \text{diag}(J_{\text{unit}}^{(1)}, J_{\text{unit}}^{(2)}, \dots, J_{\text{unit}}^{(g)}), \quad (10)$$

where $J_{\text{unit}}^{(k)}$ is the k -th unit Jordan block of dimension r_k for $k = 1, \dots, g$; g is the number of unit Jordan blocks which is determined by the geometric multiplicity of λ_{unit} , namely $g = \text{Gm}(\lambda_{\text{unit}})$; and the sum of the dimension of each unit Jordan block equals the algebraic multiplicity, namely $\sum_{k=1}^g r_k = \text{Am}(\lambda_{\text{unit}})$. Moreover, the general form of each unit Jordan block is

$$J_{\text{unit}}^{(k)} = \begin{pmatrix} 1 & 1 & & \\ & 1 & \ddots & \\ & & \ddots & \\ & & & 1 \end{pmatrix} \in \mathbb{R}^{r_k \times r_k}, \quad k = 1, \dots, g.$$

Throughout our paper, we suppose that the diagonal elements of Jordan matrix is arranged in descending order such that if the unit Jordan matrix exists, then it is arranged in the top-left corner of J .

In particular, we assume there are m_1 unit eigenvalues of F_d where $m_1 \in [1, m]$, and the remaining $(m - m_1)$ eigenvalues of F_d have modulus strictly less than one. Under this assumption, the Jordan matrix J of F_d can be expressed as $J = \text{diag}(J_{\text{unit}}, \Lambda_{m-m_1})$ where J_{unit} is defined by Eq (10) with the sum of the dimension of g unit Jordan blocks equal to m_1 , namely $\sum_{k=1}^g r_k = m_1$, and Λ_{m-m_1} corresponds to the stationary part whose diagonal elements have moduli strictly less than one. As indicated from Eq (8), each unit Jordan block $J_{\text{unit}}^{(k)}$ corresponds to r_k elements of Z_T process, and the highest integration order of the corresponding elements of Z_T process is determined by the dimension of the unit Jordan block, namely r_k . The first unit Jordan block $J_{\text{unit}}^{(1)}$, for example, corresponds to the first r_1 elements of Z_T , where $Z_T^{(1)} \sim I(r_1)$, $Z_T^{(2)} \sim I(r_1 - 1)$, \dots , $Z_T^{(r_1)} \sim I(1)$. Obviously, $Z_T^{(1)}$ has the highest integration order among the first r_1 elements of Z_T , which is exactly equal to the dimension of $J_{\text{unit}}^{(1)}$. Similarly, the k -th unit Jordan block $J_{\text{unit}}^{(k)}$ for each $k = 2, \dots, g$ corresponds to

$$\begin{aligned} Z_T^{(\sum_{i=1}^{k-1} r_i + 1)} &\sim I(r_k), \\ Z_T^{(\sum_{i=1}^{k-1} r_i + 2)} &\sim I(r_k - 1), \\ &\vdots \\ Z_T^{(\sum_{i=1}^{k-1} r_i + r_k)} &\sim I(1), \end{aligned}$$

where $Z_T^{(\sum_{i=1}^{k-1} r_i + 1)}$ has the highest integration order which is exactly equal to the dimension of the k -th unit Jordan block, r_k .

To illustrate how the $Z_T^{(i)}$ processes drive the series $\{X_t\}$ periodically non-stationary, we give two examples below.

The first example applies when $\text{Am}(\lambda_{\text{unit}}) = \text{Gm}(\lambda_{\text{unit}}) = m_1$. Under this condition, the unit Jordan matrix is exactly an $m_1 \times m_1$ identity matrix and Eq (8) is expanded as

$$\begin{pmatrix} Z_T^{(1)} \\ Z_T^{(2)} \\ \vdots \\ Z_T^{(m_1)} \\ Z_T \end{pmatrix} = \begin{pmatrix} 1 & & & & \\ & 1 & & & \\ & & \ddots & & \\ & & & 1 & \\ & & & & \Lambda_{m-m_1} \end{pmatrix} \begin{pmatrix} Z_{T-1}^{(1)} \\ Z_{T-1}^{(2)} \\ \vdots \\ Z_{T-1}^{(m_1)} \\ \tilde{Z}_{T-1} \end{pmatrix} + \begin{pmatrix} W_T^{(1)} \\ W_T^{(2)} \\ \vdots \\ W_T^{(m_1)} \\ \tilde{W}_T \end{pmatrix},$$

where $\tilde{Z}_T = (Z_T^{(m_1+1)}, \dots, Z_T^{(m)})'$ and $\tilde{W}_T = (W_T^{(m_1+1)}, \dots, W_T^{(m)})'$ are the two vector processes of dimension $m - m_1$. The above matrix form implies

$$\begin{aligned} Z_T^{(i)} &= Z_{T-1}^{(i)} + W_T^{(i)}, \quad i = 1, \dots, m_1; \\ \tilde{Z}_T &= \Lambda_{m-m_1} \tilde{Z}_{T-1} + \tilde{W}_T. \end{aligned}$$

where the first equation is a random walk such that $Z_T^{(i)} \sim I(1)$ for each $i \in [1, m_1]$, and the second equation is a vector autoregression such that $Z_T^{(i)} \sim I(0)$ for each $i \in [m_1, m]$. As indicated from Eq (9), these $Z_T^{(i)}$ processes have impact on the seasonal component of $\{X_T\}$, such that

$$X_{[T,s]} = \sum_{i=1}^{m_1} c_i^{(d-s+1)} Z_T^{(i)} + \sum_{i=m_1+1}^m c_i^{(d-s+1)} Z_T^{(i)}, \quad T = 1, 2, \dots,$$

for each $s \in [1, d]$. Therefore, it is concluded that $Z_T^{(1)}, \dots, Z_T^{(m_1)}$ are the common stochastic trends (random walks) driving each seasonal component $\{X_{[T,s]}, T = 1, 2, \dots\}$ non-stationary. Moreover, for each season s , if there is at least one seed-parameter $c_i^{(d-s+1)}$ non-zero for any $i \in [1, m_1]$, then the seasonal component will be integrated of order one, denoted by $\{X_{[T,s]}, T = 1, 2, \dots\} \sim I(1)$. We will explain later that this example corresponds to the case where the series $\{X_t\}$ is periodically integrated of order one.

The second example is considered when $\text{Am}(\lambda_{\text{unit}}) = m_1 > \text{Gm}(\lambda_{\text{unit}}) = 1$. Under this condition, the unit Jordan matrix is exactly a unit Jordan block of dimension $m_1 \times m_1$, and Eq (8) is expanded as

$$\begin{pmatrix} Z_T^{(1)} \\ Z_T^{(2)} \\ \vdots \\ Z_T^{(m_1)} \\ Z_T \end{pmatrix} = \begin{pmatrix} 1 & 1 & & & \\ & 1 & \ddots & & \\ & & \ddots & 1 & \\ & & & & 1 \\ & & & & \Lambda_{m-m_1} \end{pmatrix} \begin{pmatrix} Z_{T-1}^{(1)} \\ Z_{T-1}^{(2)} \\ \vdots \\ Z_{T-1}^{(m_1)} \\ \tilde{Z}_{T-1} \end{pmatrix} + \begin{pmatrix} W_T^{(1)} \\ W_T^{(2)} \\ \vdots \\ W_T^{(m_1)} \\ W_T \end{pmatrix},$$

where the top-left corner is the unit Jordan block. The above equation implies

$$\begin{aligned} Z_T^{(i)} &= Z_{T-1}^{(i)} + Z_{T-1}^{(i+1)} + W_T^{(i)}, \quad i = 1, \dots, m_1 - 1; \\ Z_T^{(m_1)} &= Z_{T-1}^{(m_1)} + W_T^{(m_1)}; \\ \tilde{Z}_T &= \Lambda_{m-m_1} \tilde{Z}_{T-1} + \tilde{W}_T. \end{aligned}$$

where the first two equations lead to $Z_T^{(i)} \sim I(m_1 - i + 1)$ for $i = 1, \dots, m_1$, and the last equation indicates $Z_T^{(i)} \sim I(0)$ for $i = m_1 + 1, \dots, m$. In this example, $Z_T^{(1)}$ has the largest integration order such that $Z_T^{(1)} \sim I(m_1)$, which ensures the seasonal components are integrated of order m_1 if $c_1^{(d-s+1)}$ is non-zero for any s , denoted by $\{X_{[T,s]}, T = 1, 2, \dots\} \sim I(m_1)$. We will explain later that the second example corresponds to the case where the series $\{X_t\}$ is periodically integrated of order m_1 . Note that this case with periodic integration order larger than one has not been discussed by [Boswijk and Franses \(1996\)](#) or other current literatures.

In conclusion, we have noticed that the largest dimension of unit Jordan blocks will affect the integration order of seasonal components $\{X_{[T,s]}, T = 1, 2, \dots\}$, and in turn, will influence the periodic integration order of the entire process $\{X_t, t = 1, 2, \dots\}$. Therefore, it is reasonable to consider using the property of Jordan matrix to have the following definition for periodic integration.

Definition 3.1 (*Periodic integration*). Let $\{X_t\}$ be a series defined by Eq (1) with multi-companion representation Eq (5). Suppose \mathbf{F}_d in Eq (5) has at least one unit eigenvalue and its corresponding unit Jordan matrix J_{unit} is represented in Eq (10). Then, $\{X_t\}$ is said to be periodically integrated of order r , denoted by $X_t \sim \text{PI}(r)$, if the largest dimension of the unit Jordan blocks is $r = \max(r_1, \dots, r_g)$, where r_k for $k = 1, \dots, g$ is the dimension of k -th unit Jordan block.

The previous study [Boswijk and Franses \(1996, Def. 1\)](#) has introduced a definition for (quarterly) periodic integration of order one. They stated that if the VQ representation of the model (see Eq (2) by setting $d = 4$) has a single unit root and if all the seasonal components of $\{X_t\}$ are integrated of order one, namely $\{X_{[T,s]}, T = 1, 2, \dots\} \sim I(1)$ for any s , then $\{X_t\}$ is said to be periodically integrated of order one, denoted by $X_t \sim \text{PI}(1)$. It is easy to show that [Boswijk and Franses \(1996, Def. 1\)](#) is a special case of our Definition 3.1. Recall the first example aforementioned, let $m_1 = 1$ which ensures there is a single unit root of $\{X_t\}$, and moreover, we have shown that in this case each seasonal component of $\{X_t\}$ is integrated of order one. Therefore, two conditions in [Boswijk and Franses \(1996, Def. 1\)](#) are satisfied and we have the conclusion that $X_t \sim \text{PI}(1)$. On the other hand, it is obvious to have $X_t \sim \text{PI}(1)$ according to our Definition 3.1 when setting $m_1 = 1$ in the first example above, as in this case the largest dimension of the unit Jordan block is one.

In general, Definition 3.1 developed by using our multi-companion method extends the previous study of [Boswijk and Franses \(1996, Def. 1\)](#). Furthermore, it is obvious to deduce that the two aforementioned examples correspond to the cases where $X_t \sim \text{PI}(1)$ and $X_t \sim \text{PI}(m_1)$ respectively, according to Definition 3.1. For future reference, we use notation $\text{PI}(0)$ to describe the periodically stationary process.

4 Multi-companion method applied to PIAR models

Section 3 introduces the multi-companion method which relies on the eigen information of the multi-companion matrix. In this section, we will demonstrate how the multi-companion method is applied to analyse PIAR models with a single, two and multiple unit roots. For each case, we find a periodically integrated filter which transforms the periodically integrated series into periodically stationary. In addition, we derive the representation of the parameters of the periodically integrated filter in terms of the eigen information of the multi-companion matrix. Based on the parametrization process, we propose an innovative estimation method to estimate the parameters of the PIAR models.

4.1 A single unit root

Let $\{X_t\}$ be the series generated by Eq (1) with multi-companion representation Eq (5). Suppose F_d in Eq (5) has a single unit eigenvalue. Under this assumption, the corresponding series $\{X_t\}$ is periodically integrated of order one, denoted by $X_t \sim \text{PI}(1)$, according to Definition 3.1. Subsequently, Eq (1) is a PIAR(p) model with a single unit root.

For simplicity, we first consider F_d in Eq (5) has a single unit eigenvalue and all the other eigenvalues are zero. In this case, the Jordan canonical form of F_d is

$$\begin{aligned}
 F_d &= X J X^{-1} \\
 &= \begin{pmatrix} c_1^{(1)} & 0 & \dots & 0 & 0 \\ c_1^{(2)} & 1 & \dots & 0 & 0 \\ \vdots & \vdots & \ddots & \vdots & \vdots \\ c_1^{(d-1)} & 0 & \dots & 1 & 0 \\ c_1^{(d)} & 0 & \dots & 0 & 1 \end{pmatrix} \begin{pmatrix} 1 & & & & \\ & 0 & & & \\ & & \ddots & & \\ & & & 0 & \\ & & & & 0 \end{pmatrix} \begin{pmatrix} c_1^{(1)} & 0 & \dots & 0 & 0 \\ c_1^{(2)} & 1 & \dots & 0 & 0 \\ \vdots & \vdots & \ddots & \vdots & \vdots \\ c_1^{(d-1)} & 0 & \dots & 1 & 0 \\ c_1^{(d)} & 0 & \dots & 0 & 1 \end{pmatrix}^{-1} \\
 &= \begin{pmatrix} 1 & 0 & \dots & 0 & 0 \\ \frac{c_1^{(2)}}{c_1^{(1)}} & 0 & \dots & 0 & 0 \\ \frac{c_1^{(d-1)}}{c_1^{(1)}} & 0 & \dots & 0 & 0 \\ \frac{c_1^{(d)}}{c_1^{(1)}} & 0 & \dots & 0 & 0 \end{pmatrix},
 \end{aligned} \tag{11}$$

where the eigenvectors corresponding to zero eigenvalues are some appropriate standard basis vectors (see [Boshnakov and Iqelan, 2009](#), Lemma. 1). Considering the role of Jordan matrix, see Eq (8), it implies that $Z_T^{(1)}$ is a random walk which is the only non-stationary part among all the elements of Z_T process, and $Z_T^{(i)}$, $i = 2, \dots, d$ are white noise. On the other hand, the role of similarity matrix, see Eq (7), shows each seasonal component of $\{X_T\}$ at year $T = 1, 2, \dots$ can be expressed as

$$\begin{aligned}
 X_{[T,d]} &= c_1^{(1)} Z_T^{(1)}, \\
 X_{[T,d-1]} &= c_1^{(2)} Z_T^{(1)} + Z_T^{(2)}, \\
 &\vdots \\
 X_{[T,1]} &= c_1^{(d)} Z_T^{(1)} + Z_T^{(d)},
 \end{aligned}$$

where $Z_T^{(1)}$ is the common stochastic trend driving each seasonal component integrated of order one. In such a situation, a periodic filter $(1 - \alpha_s L)$ is introduced to remove the non-stationary part $Z_T^{(1)}$ from each seasonal component $\{X_{[T,s]}, T = 1, 2, \dots\}$, where α_s are determined by

$$\alpha_s = \frac{c_1^{(d-s+1)}}{c_1^{(d-s+2)}}, \quad s = 1, \dots, d, \tag{12}$$

with $c_1^{(d+1)} = c_1^{(1)}$.

It is noticeable that α_s in Eq (12) automatically satisfies the restriction $\prod_{s=1}^d \alpha_s = 1$. The previous study [Osborn et al. \(1988\)](#) took this restriction as the defining property of a unit root periodic filter by restricting $d = 4$ for quarterly cases. Obviously, our multi-companion method extends the quarterly cases to general situations. For future reference, we use the term periodically integrated filter (*PI-filter*) to describe the periodic filters which are used to remove the unit roots in the process. Particularly, when the PI-filter is with order one, namely $(1 - \alpha_s L)$ where α_s satisfies the restriction $\prod_{s=1}^d \alpha_s = 1$, we call it as a unit PI-filter.

In general, when F_d in Eq (5) has a single unit eigenvalue and all other eigenvalues have moduli strictly less than one, model in Eq (1) can be rewritten as

$$\psi_{p-1,s}(L)(1 - \alpha_s L)X_t = \varepsilon_t, \quad t = 1, 2, \dots,$$

where $\psi_{p-1,s}(L)$ is a periodic autoregressive filter with order $p - 1$, and $(1 - \alpha_s L)$ is a unit PI-filter where α_s are determined by Eq (12), automatically satisfying the non-linear restriction $\prod_{s=1}^d \alpha_s = 1$.

4.2 Two unit roots

Before investigating the two unit roots cases, we first illustrate some key terminology. We use the term *simple unit eigenvalues* to denote unit eigenvalues of the multi-companion matrix that are in different unit Jordan blocks. In other words, the algebraic multiplicity of the unit eigenvalue is equal to its geometric multiplicity, namely $\text{Am}(\lambda_{\text{unit}}) = \text{Gm}(\lambda_{\text{unit}})$. Consequently, the resulting unit roots in the model Eq (5) are referred to as *simple unit roots*.

Conversely, we use the term *chained unit eigenvalues* to describe unit eigenvalues of the multi-companion matrix that are contained within the same unit Jordan block. In other words, the chained unit eigenvalues are in a same Jordan chain and $\text{Am}(\lambda_{\text{unit}}) > \text{Gm}(\lambda_{\text{unit}})$ holds. Correspondingly, the unit roots generated in the model Eq (5) are termed *chained unit roots*.

In this subsection, we assume that F_d in Eq (5) has two unit eigenvalues. Under the assumption, the series generated by this F_d can have either two simple or two chained unit roots. Consequently, the model in Eq (5) can either be $\text{PI}_1\text{AR}(p)$ or $\text{PI}_2\text{AR}(p)$, depending on if the two unit eigenvalues are in a same Jordan block. We will show that the PI-filters employed to remove two simple unit roots differ from those used to eliminate the two chained unit roots. Specifically, we will present parametrization results for the PI-filters in both cases.

4.2.1 Two simple unit roots

The first case occurs when F_d in Eq (5) has two simple unit eigenvalues. For simplicity, we assume all other eigenvalues of F_d are zero. Under this assumption, the Jordan canonical form of F_d can be represented as:

$$\begin{aligned} F_d &= X J X^{-1} \\ &= \begin{pmatrix} c_1^{(1)} & c_2^{(1)} & 0 & \dots & 0 & 0 \\ c_1^{(2)} & c_2^{(2)} & 0 & \dots & 0 & 0 \\ c_1^{(3)} & c_2^{(3)} & 1 & \dots & 0 & 0 \\ \vdots & \vdots & \vdots & \ddots & \vdots & \vdots \\ c_1^{(d-1)} & c_2^{(d-1)} & 0 & \dots & 1 & 0 \\ c_1^{(d)} & c_2^{(d)} & 0 & \dots & 0 & 1 \end{pmatrix} \begin{pmatrix} 1 & & & & & \\ & 0 & & & & \\ & & \ddots & & & \\ & & & 0 & & \\ & & & & 0 & \\ & & & & & 0 \end{pmatrix} \begin{pmatrix} c_1^{(1)} & c_2^{(1)} & 0 & \dots & 0 & 0 \\ c_1^{(2)} & c_2^{(2)} & 0 & \dots & 0 & 0 \\ c_1^{(3)} & c_2^{(3)} & 1 & \dots & 0 & 0 \\ \vdots & \vdots & \vdots & \ddots & \vdots & \vdots \\ c_1^{(d-1)} & c_2^{(d-1)} & 0 & \dots & 1 & 0 \\ c_1^{(d)} & c_2^{(d)} & 0 & \dots & 0 & 1 \end{pmatrix}^{-1} \\ &= \begin{pmatrix} 1 & 0 & 0 & \dots & 0 & 0 \\ 0 & 1 & 0 & \dots & 0 & 0 \\ -\frac{\Delta_{23}}{\Delta_{12}} & \frac{\Delta_{13}}{\Delta_{12}} & 0 & \dots & 0 & 0 \\ \vdots & \vdots & \vdots & \ddots & \vdots & \vdots \\ -\frac{\Delta_{2d-1}}{\Delta_{12}} & \frac{\Delta_{1d-1}}{\Delta_{12}} & 0 & \dots & 0 & 0 \\ -\frac{\Delta_{2d}}{\Delta_{12}} & \frac{\Delta_{1d}}{\Delta_{12}} & 0 & \dots & 0 & 0 \end{pmatrix}, \end{aligned} \quad (13)$$

where $\Delta_{ij} = c_1^{(i)} c_2^{(j)} - c_1^{(j)} c_2^{(i)}$. Obviously, the largest dimension of unit Jordan block in Eq (13) is one, and therefore, the process $\{X_t\}$ generated by this F_d is periodically integrated of order one, according to Definition 3.1. In addition, it turns out that the diagonalisable multi-companion matrix with two eigenvalues equal to one has a special form, in which the top left block is 2×2 diagonal matrix of ones.

In conclusion, when F_d is shown in Eq (13), the generated series $\{X_t\}$ is periodically integrated of order one. Consequently, the model in Eq (5) is a $\text{PI}_1\text{AR}(2)$ model. Following this conclusion, we are interested in finding a PI-filter which removes the two simple unit roots in the model and transforms X_t from $\text{PI}(1)$ to periodically stationary.

To specify the parameters of the PI-filter, we first consider the role of Jordan matrix. From Eq (8), when Jordan matrix has the form as shown in Eq (13), it indicates:

$$Z_T^{(1)} = Z_{T-1}^{(1)} + W_T^{(1)}, \quad Z_T^{(2)} = Z_{T-1}^{(2)} + W_T^{(2)}, \quad (14)$$

where $Z_T^{(1)}$ and $Z_T^{(2)}$ are two random walks. Notice that the remaining processes of Z_T , namely $Z_T^{(i)}$ for $i = 3, \dots, d$, are all stationary.

Subsequently, we consider the role of similarity matrix, particularly focusing on the role of seed-parameters, see Eq (9). Expanding Eq (9) gives $X_{[T,s]} = c_1^{(d-s+1)} Z_T^{(1)} + c_2^{(d-s+1)} Z_T^{(2)} + \sum_{i=3}^m c_i^{(d-s+1)} Z_T^{(i)}$, which indicates the two random walks together drive each seasonal component non-stationary, such that $\{X_{[T,s]}, T = 1, 2, \dots\} \sim \text{I}(1)$. In order to remove these two random walks from $\{X_t\}$ and transform $\{X_t\}$ to be periodically stationary, a PI-filter $(1 - \theta_{1,s}L - \theta_{2,s}L^2)$ is introduced, where $\theta_{1,s}$ and $\theta_{2,s}$ for $s = 1, \dots, d$ are determined by:

$$\begin{aligned}\theta_{1,s} &= \frac{\Delta_{d-s+1} \Delta_{d-s+3}}{\Delta_{d-s+2} \Delta_{d-s+3}} = \frac{c_1^{(d-s+1)} c_2^{(d-s+3)} - c_1^{(d-s+3)} c_2^{(d-s+1)}}{c_1^{(d-s+2)} c_2^{(d-s+3)} - c_1^{(d-s+3)} c_2^{(d-s+2)}}, \\ \theta_{2,s} &= \frac{\Delta_{d-s+2} \Delta_{d-s+1}}{\Delta_{d-s+2} \Delta_{d-s+3}} = \frac{c_1^{(d-s+2)} c_2^{(d-s+1)} - c_1^{(d-s+1)} c_2^{(d-s+2)}}{c_1^{(d-s+2)} c_2^{(d-s+3)} - c_1^{(d-s+3)} c_2^{(d-s+2)}},\end{aligned}\quad (15)$$

with

$$c_1^{(d+k)} = c_1^{(k)}, \quad c_2^{(d+k)} = c_2^{(k)}, \quad k = 1, 2. \quad (16)$$

Additionally, we find that this second order PI-filter is equivalent to a cascaded filter $(1 - \beta_s L)(1 - \alpha_s L)$ where

$$\alpha_s = \frac{c_{i_1}^{(d-s+1)}}{c_{i_1}^{(d-s+2)}}, \quad \beta_s = \frac{c_{i_2}^{(d-s+1)} - \alpha_s c_{i_2}^{(d-s+2)}}{c_{i_2}^{(d-s+2)} - \alpha_{s-1} c_{i_2}^{(d-s+3)}}, \quad s = 1, \dots, d, \quad (17)$$

with $(i_1, i_2) = (1, 2)$ or $(i_1, i_2) = (2, 1)$. Note that α_s and β_s defined in Eq (17) satisfy the restriction $\prod_{s=1}^d \alpha_s = \prod_{s=1}^d \beta_s = 1$, and therefore, $(1 - \beta_s L)$ and $(1 - \alpha_s L)$ are two unit PI-filters. In addition, Eq (17) shows there are two solutions for α_s and β_s parameters, it is because the two random walks in Eq (14) have a same integration order of one, and either of them can be firstly eliminated when applying $(1 - \alpha_s L)$ to $\{X_t\}$. For instance, the solution of α_s and β_s obtained by setting $(i_1, i_2) = (1, 2)$ means $Z_T^{(1)}$ is firstly eliminated when applying $(1 - \alpha_s L)$ to $\{X_t\}$, leaving $Z_T^{(2)}$ as the only non-stationary part which is then eliminated by applying $(1 - \beta_s L)$ to $(1 - \alpha_s L)X_t$. Furthermore, it can be proved that the two solutions of α_s and β_s lead to a same result for PI-parameters $\theta_{i,s}$ shown in Eq (15), such that $\theta_{1,s} = \alpha_s + \beta_s$ and $\theta_{2,s} = -\beta_s \alpha_{s-1}$.

4.2.2 Two chained unit roots

The second case arises when F_d in Eq (5) has two chained unit eigenvalues. For simplicity, we assume all other eigenvalues of F_d are zero. Under this assumption, the Jordan canonical form of F_d is represented as:

$$\begin{aligned}F_d &= X J X^{-1} \\ &= \begin{pmatrix} c_1^{(1)} & c_2^{(1)} & 0 & \dots & 0 & 0 \\ c_1^{(2)} & c_2^{(2)} & 0 & \dots & 0 & 0 \\ c_1^{(3)} & c_2^{(3)} & 1 & \dots & 0 & 0 \\ \vdots & \vdots & \vdots & \ddots & \vdots & \vdots \\ c_1^{(d-1)} & c_2^{(d-1)} & 0 & \dots & 1 & 0 \\ c_1^{(d)} & c_2^{(d)} & 0 & \dots & 0 & 1 \end{pmatrix} \begin{pmatrix} 1 & 1 & & & & \\ & 1 & & & & \\ & & 0 & & & \\ & & & \ddots & & \\ & & & & 0 & \\ & & & & & 0 \end{pmatrix} \begin{pmatrix} c_1^{(1)} & c_2^{(1)} & 0 & \dots & 0 & 0 \\ c_1^{(2)} & c_2^{(2)} & 0 & \dots & 0 & 0 \\ c_1^{(3)} & c_2^{(3)} & 1 & \dots & 0 & 0 \\ \vdots & \vdots & \vdots & \ddots & \vdots & \vdots \\ c_1^{(d-1)} & c_2^{(d-1)} & 0 & \dots & 1 & 0 \\ c_1^{(d)} & c_2^{(d)} & 0 & \dots & 0 & 1 \end{pmatrix}^{-1} \\ &= \begin{pmatrix} -\frac{\Delta_{21} + c_1^{(2)} c_1^{(1)}}{\Delta_{12}} & \frac{(c_1^{(1)})^2}{\Delta_{12}} & 0 & \dots & 0 & 0 \\ -\frac{(c_1^{(2)})^2}{\Delta_{12}} & \frac{\Delta_{12} + c_1^{(1)} c_1^{(2)}}{\Delta_{12}} & 0 & \dots & 0 & 0 \\ -\frac{\Delta_{23} + c_1^{(2)} c_1^{(3)}}{\Delta_{12}} & \frac{\Delta_{13} + c_1^{(1)} c_1^{(3)}}{\Delta_{12}} & 0 & \dots & 0 & 0 \\ \vdots & \vdots & \vdots & \ddots & \vdots & \vdots \\ -\frac{\Delta_{2d-1} + c_1^{(2)} c_1^{(d-1)}}{\Delta_{12}} & \frac{\Delta_{1d-1} + c_1^{(1)} c_1^{(d-1)}}{\Delta_{12}} & 0 & \dots & 0 & 0 \\ -\frac{\Delta_{2d} + c_1^{(2)} c_1^{(d)}}{\Delta_{12}} & \frac{\Delta_{1d} + c_1^{(1)} c_1^{(d)}}{\Delta_{12}} & 0 & \dots & 0 & 0 \end{pmatrix}. \quad (18)\end{aligned}$$

Obviously, the largest dimension of unit Jordan block in Eq (18) is two, and therefore, the process $\{X_t\}$ generated by this F_d is periodically integrated of order two, according to Definition 3.1. Correspondingly, the model in Eq (5) is a PI₂AR(2) model. Moreover, compared with the representation in Eq (13) where F_d has two simple unit eigenvalues, the (1, 2)-th and (2, 1)-th elements of F_d in Eq (18) cannot be both equal to zero at the same time, since that will make the similarity matrix X singular. Thus, the 2×2 upper-left corner of F_d is sufficient to distinguish the two cases where F_d has two simple or two chained unit eigenvalues.

Next, we derive a PI-filter which is utilized to transform $X_t \sim \text{PI}(2)$ into $X_t \sim \text{PI}(0)$. From Eq (8), the Jordan matrix with two chained unit eigenvalues indicates

$$Z_T^{(1)} = Z_{T-1}^{(1)} + Z_{T-1}^{(2)} + W_T^{(1)}, \quad Z_T^{(2)} = Z_{T-1}^{(2)} + W_T^{(2)}, \quad (19)$$

where $Z_T^{(1)} \sim \text{I}(2)$ and $Z_T^{(2)} \sim \text{I}(1)$. It is worthwhile to mention that different from the previous situation with two simple unit eigenvalues, $Z_T^{(1)}$ process in this case has higher integration order due to the chained unit eigenvalues. In order to remove these two non-stationary parts, a PI-filter $(1 - \theta_{1,s}L - \theta_{2,s}L^2)$ is introduced where $\theta_{1,s}$ and $\theta_{2,s}$ have a same general representation as shown in Eq (15) but with

$$c_1^{(d+k)} = c_1^{(k)}, \quad c_2^{(d+k)} = c_2^{(k)} - c_1^{(k)}, \quad k = 1, 2. \quad (20)$$

In this situation, the second order PI-filter $(1 - \theta_{1,s}L - \theta_{2,s}L^2)$ is equivalent to a cascaded filter $(1 - \beta_sL)(1 - \alpha_sL)$ where α_s and β_s are uniquely determined by

$$\alpha_s = \frac{c_1^{(d-s+1)}}{c_1^{(d-s+2)}}, \quad \beta_s = \frac{c_2^{(d-s+1)} - \alpha_s c_2^{(d-s+2)}}{c_2^{(d-s+2)} - \alpha_{s-1} c_2^{(d-s+3)}}, \quad s = 1, \dots, d. \quad (21)$$

It is noted that the parameters α_s and β_s in Eq (21) also satisfy the restriction $\prod_{s=1}^d \alpha_s = \prod_{s=1}^d \beta_s = 1$. Compared with the solutions of α_s and β_s under two simple unit roots case, see Eq (17), the solutions under two chained unit roots case are uniquely determined by the eigen information of the multi-companion matrix. It is because when there are two chained unit roots, the unit periodic filter $(1 - \alpha_sL)$ is firstly applied to break the Jordan chain, and eliminate $Z_T^{(1)}$ process which has the highest integration order of two from $\{X_t\}$. After that, the only non-stationary part remaining in the process is $Z_T^{(2)}$ with integration order one, which makes the transformed series $(1 - \alpha_sL)X_t$ periodically integrated of order one. Hereby, the unit periodic filter $(1 - \beta_sL)$ is then applied to eliminate $Z_T^{(2)}$ from the transformed series and ensures $(1 - \beta_sL)(1 - \alpha_sL)X_t$ periodically stationary.

In conclusion, when F_d in Eq (5) has two unit eigenvalues and all other eigenvalues have moduli strictly less than one, model Eq (1) can be rewritten as

$$\psi_{p-2,s}(L)(1 - \theta_{1,s}L - \theta_{2,s}L^2)X_t = \psi_{p-2,s}(L)(1 - \beta_sL)(1 - \alpha_sL)X_t = \varepsilon_t, \quad t = 1, 2, \dots,$$

where $\psi_{p-2,s}(L)$ is a periodic autoregressive filter with order $p - 2$. The second order PI-filter $(1 - \theta_{1,s}L - \theta_{2,s}L^2)$ is determined by Eq (15), where Eq (16) holds when there are two simple unit roots and Eq (20) holds when there are two chained unit roots. Equivalently, a cascade of two unit PI-filters $(1 - \beta_sL)(1 - \alpha_sL)$ can also be applied to transform X_t into periodically stationary, which is determined by Eq (17) and (21) for two simple and two chained unit roots respectively.

4.3 Multiple unit roots

Based on previous two subsections, we extend the above conclusions to general cases. Consider a PIAR(p) model in Eq (1) which has m_1 unit roots with $m_1 \in [1, p]$. Subsequently, Eq (1) can be rewritten as

$$\psi_{p-m_1,s}(L)(1 - \theta_{1,s}L - \dots - \theta_{m_1,s}L^{m_1})X_t = \varepsilon_t, \quad t = 1, 2, \dots, \quad (22)$$

where $\psi_{p-m_1,s}(L)$ is a periodic autoregressive filter with order $p - m_1$ and particularly $\psi_{0,s}(L) = 1$, and $(1 - \theta_{1,s}L - \dots - \theta_{m_1,s}L^{m_1})$ is a PI-filter with order m_1 . This PI-filter is used to eliminate all the m_1 unit roots from $\{X_t\}$ and transform $\{X_t\}$ into periodically stationary, such that $(1 - \theta_{1,s}L - \dots - \theta_{m_1,s}L^{m_1})X_t \sim \text{PI}(0)$.

Moreover, similarly to previous two subsections, the PI-parameters in Eq (22) can also be uniquely determined by the eigen information of the corresponding multi-companion matrix F_d in Eq (5). Here, we provide a general parametrization result for PI-parameters.

Let $\theta(s) = (\theta_{1,s}, \dots, \theta_{m_1,s})'$ be the PI-parameters at season s . We construct a $d \times m_1$ matrix $X^{(1)}$, such that

$$X^{(1)} = \begin{pmatrix} c_1^{(1)} & c_2^{(1)} & \dots & c_{m_1}^{(1)} \\ c_1^{(2)} & c_2^{(2)} & \dots & c_{m_1}^{(2)} \\ \vdots & \vdots & \ddots & \vdots \\ c_1^{(d)} & c_2^{(d)} & \dots & c_{m_1}^{(d)} \end{pmatrix}, \quad (23)$$

which is the top-left part of the similarity matrix X of F_d . Note that $X^{(1)}$ collects all the seed-vectors corresponding to the m_1 unit eigenvalues of F_d . Given the special property of the multi-companion matrix, see Boshnakov (2002, after Eq 5.4), $X^{(1)}$ in Eq (23) is sufficient to determine the entire information of the eigenvectors associated with the m_1 unit eigenvalues of F_d . This property is useful when estimating the eigenvectors associated with the m_1 unit eigenvalues of F_d . In particular, when $m > d$, this property helps to reduce the number of unknowns from mm_1 to dm_1 .

After that, an $m_1 \times 2d$ matrix X_{bind} is created as:

$$X_{\text{bind}} = \begin{pmatrix} X^{(1)} J_{\text{unit}} \\ X^{(1)} \end{pmatrix}', \quad (24)$$

where J_{unit} is an $m_1 \times m_1$ unit Jordan matrix defined by Eq (10). We find that the PI-parameters $\theta(s)$ in Eq (22) are uniquely determined by solving

$$(X_{\text{bind}})_{\bullet(d-s+2):(d-s+m_1+1)} \theta(s) = (X_{\text{bind}})_{\bullet d-s+1}, \quad s = 1, \dots, d, \quad (25)$$

where $(X_{\text{bind}})_{\bullet j}$ stands for the j -th column of X_{bind} . The uniqueness of $\theta(s)$ is guaranteed by the linear independence of columns of $X^{(1)}$.

Based on the above results, we propose a new estimation method for PIAR(p) models which uses the eigen information of the multi-companion matrix in their multi-companion representations. A special case happens when a PIAR(p) model has exactly p unit roots. In this case, Eq (22) reduces to $(1 - \theta_{1,s}L - \dots - \theta_{p,s}L^p)X_t = \varepsilon_t$, and the F_d matrix in its multi-companion representation has p unit eigenvalues and all other eigenvalues are zero. Due to the special properties of the multi-companion matrix, see Boshnakov and Iqelan (2009, Lemma1) and Boshnakov (2002, after Eq 5.4), the number of dp seed-parameters which are collected in $X^{(1)}$ is sufficient to determine the entire eigen information of F_d . In turn, the dp seed-parameters are also sufficient to determine the PI-parameters $\theta(s)$ for all seasons by using Eq (25). Therefore, we regard Eq (25) as a bridge to transfer the eigen information of F_d into the information of the parameters of the PI-filter. Moreover, instead of estimating the PI-parameters directly, we estimate the eigen information of F_d , or more precisely, the seed-parameters of F_d . At last, an optimization routine is applied to find the estimators of the seed-parameters which minimize the residual sum of squares of the PIAR(p) model, and the estimated PI-parameters can be obtained by solving Eq (25).

A more general case happens when a PIAR(p) model has m_1 unit roots where $p > m_1$. In this case, Eq (22) can be viewed as a two-step process such that

$$\begin{cases} (1 - \theta_{1,s}L - \dots - \theta_{m_1,s}L^{m_1})X_t = y_t, \\ (1 - \psi_{1,s}L - \dots - \psi_{p-m_1,s}L^{p-m_1})y_t = \varepsilon_t, \end{cases} \quad (26)$$

where the first and the second are PIAR(m_1) and PAR($p - m_1$) processes respectively. It is worth noting that the parameters of these two steps in Eq (26) can be estimated separately. In the first step, given that the PIAR(m_1) process has exactly m_1 unit roots, we can construct $X^{(1)}$ and X_{bind} , and the estimators of PI-parameters $\theta(s)$ are obtained by solving Eq (25). After that, applying the PI-filter to X_t transforms X_t into periodically stationary, and therefore, the second step is a PAR($p - m_1$) process which can either be estimated by periodic Yule-Walker (see Pagano et al., 1978) or weighted least squares (see Basawa and Lund, 2001).

A key point to emphasize is that rather than estimating PI-parameters of a PIAR(p) model directly, our estimation method sets the seed-parameters of the multi-companion matrix as the unknowns. Subsequently, Eq (25) is utilized as a bridge to transfer the estimation information of seed-parameters to PI-parameters. As a result, our method offers a

significant advantage over the existing method [Boswijk et al. \(1997\)](#) that requires dealing with non-linear restrictions between PI-parameters, and also extends the current literature which mainly deals with quarterly PIAR models to general cases. In particular, it is found that by setting $d = 4$, the quarterly PI-parameters derived by solving Eq (25) automatically satisfy the non-linear restrictions given by [Boswijk et al. \(1997\)](#) for a single, two and three unit roots cases. Hereby, the approach used in [Boswijk et al. \(1997\)](#) is a special case of our multi-companion method.

5 Monte Carlo Analysis

This section provides the results of Monte Carlo experiments to verify the estimation method of periodically integrated autoregressive models, with the theoretical analysis introduced in Section 4.

Firstly, in order to generate the periodically integrated series, we use the method introduced by [Boshnakov and Iqelan \(2009\)](#) which is based on the multi-companion representation in Eq (5) and the eigen information of the multi-companion matrix.

Table 2 provides the eigen information of the multi-companion matrices, which is used to generate the periodically integrated series with quarterly period. The notation c_i represents the i -th eigenvector (or seed-vector) associated with the i -th unit eigenvalue of the multi-companion matrix, and $c_i^{(j)}$ means the j -th element of the i -th eigenvector. Note that all the unit eigenvalues given in Table 2 are simple, which results in the generated series having periodic integration order one. Moreover, the remaining eigenvalues of the multi-companion matrices from Model I to Model III are zeros. However, Table 2 does not include the information for eigenvectors corresponding to zero eigenvalues, since they are just standard basis with appropriate arrangement (see [Boshnakov and Iqelan, 2009](#), Lemma 1).

Table 2: Eigen information of the multi-companion matrix used to generate quarterly periodically integrated series

		Model I: PI ₁ AR(1)			
	$j = 1$	$j = 2$	$j = 3$	$j = 4$	
$\lambda_1 = 1; c_1^{(j)}$	-0.64	0.46	0.65	0.68	
		Model II: PI ₁ AR(2)			
	$j = 1$	$j = 2$	$j = 3$	$j = 4$	
$\lambda_1 = 1; c_1^{(j)}$	0.08	-0.41	0.52	0.40	
$\lambda_2 = 1; c_2^{(j)}$	0.22	0.29	-0.58	-0.49	
		Model III: PI ₁ AR(3)			
	$j = 1$	$j = 2$	$j = 3$	$j = 4$	
$\lambda_1 = 1; c_1^{(j)}$	-0.64	-0.46	0.65	0.68	
$\lambda_2 = 1; c_2^{(j)}$	-0.23	0.95	-0.83	-0.89	
$\lambda_3 = 1; c_3^{(j)}$	-0.30	0.91	0.47	-0.15	

The models in Table 2 are with one, two and three simple unit roots, respectively. The corresponding periodic filter representations of the models are:

- Model I: $X_t = \theta_{1,s}X_{t-1} + \varepsilon_t$ where $\varepsilon_t \sim N(0, \sigma_s^2)$;
- Model II: $X_t = \theta_{1,s}X_{t-1} + \theta_{2,s}X_{t-2} + \varepsilon_t$ where $\varepsilon_t \sim N(0, \sigma_s^2)$;
- Model III: $X_t = \theta_{1,s}X_{t-1} + \theta_{2,s}X_{t-2} + \theta_{3,s}X_{t-3} + \varepsilon_t$ where $\varepsilon_t \sim N(0, \sigma_s^2)$.

The numerical values of the PI-parameters $\theta_{i,s}$ and the variance of periodic white noise σ_s^2 , are listed in Table 3 in the rows designated as 'true' values.

The simulation starts by setting the sample size of the generated series as 240 and the simulation for each model runs 2000 times. Table 3 shows the mean, standard deviation (sd) and root mean squared error (RMSE) of the estimated parameters. We observe that across all three models, the mean values of the estimated parameters derived from 2000 simulations closely align with the true values. Furthermore, the standard deviations and RMSE values are relatively low, indicating the robustness of our estimation method.

Table 3: Simulation results: mean value, standard deviation (sd) and root mean squared error (RMSE) of parameter estimates from simulation for Model I to Model III

Model I:	$\theta_{1,1}$	$\theta_{1,2}$	$\theta_{1,3}$	$\theta_{1,4}$	σ_1^2	σ_2^2	σ_3^2	σ_4^2				
true	-1.07	0.95	0.70	-1.41	0.15	0.46	0.24	0.08				
mean	-1.07	0.95	0.70	-1.41	0.15	0.45	0.23	0.07				
sd	0.01	0.02	0.01	0.01	0.02	0.07	0.04	0.01				
RMSE	0.01	0.02	0.01	0.01	0.02	0.07	0.04	0.01				
Model II	$\theta_{1,1}$	$\theta_{1,2}$	$\theta_{1,3}$	$\theta_{1,4}$	$\theta_{2,1}$	$\theta_{2,2}$	$\theta_{2,3}$	$\theta_{2,4}$	σ_1^2	σ_2^2	σ_3^2	σ_4^2
true	-0.73	1.26	-4.00	-1.85	-1.12	0.16	4.17	-1.31	0.29	0.37	0.44	0.02
mean	-0.72	1.27	-4.00	-1.86	-1.10	0.16	4.15	-1.33	0.28	0.37	0.43	0.02
sd	0.02	0.02	0.05	0.01	0.02	< 0.01	0.08	0.03	0.05	0.07	0.08	< 0.01
RMSE	0.02	0.02	0.05	0.01	0.03	< 0.01	0.08	0.04	0.05	0.07	0.08	< 0.01
Model III	$\theta_{1,1}$	$\theta_{1,2}$	$\theta_{1,3}$	$\theta_{1,4}$	$\theta_{2,1}$	$\theta_{2,2}$	$\theta_{2,3}$	$\theta_{2,4}$	$\theta_{3,1}$	$\theta_{3,2}$	$\theta_{3,3}$	$\theta_{3,4}$
true	-0.16	1.83	1.10	-3.21	-0.5	0.28	-2.01	3.53	0.55	0.91	-0.31	-6.45
mean	-0.15	1.83	1.10	-3.23	-0.5	0.28	-2.02	3.56	0.55	0.91	-0.31	-6.52
sd	< 0.01	0.01	0.01	0.03	< 0.01	< 0.01	0.02	0.04	< 0.01	0.01	< 0.01	0.08
RMSE	< 0.01	0.01	0.01	0.03	< 0.01	< 0.01	0.02	0.05	< 0.01	0.01	< 0.01	0.10
	σ_1^2	σ_2^2	σ_3^2	σ_4^2								
true	0.22	0.35	0.25	0.05								
mean	0.22	0.35	0.25	0.05								
sd	0.04	0.05	0.04	0.01								
RMSE	0.04	0.05	0.04	0.01								

It is worthwhile to point out that, our method avoids considering the non-linear restrictions between PI-parameters for Model I to III during the estimation process. However, it can be checked that in each simulation from Model I to III, the PI-parameters derived by our estimation method automatically satisfy the non-linear restrictions given in [Boswijk et al. \(1997\)](#). This outcome provides additional affirmation of the effectiveness and validity of our estimation approach.

6 Application

In this section, we apply periodically integrated autoregressive models to forecast future values of U.S. monthly electricity end use, and compare the forecasting performance of the PIAR model with a non-periodic model (namely ARIMA) and a PAR model. The data is downloaded from Monthly Energy Review from U.S. Energy Information Administration ¹. The series contains 50 years of data from January 1973 to November 2022, and they are measured in Billion Kilowatt-hours (BKWh). We partition the series into two sets, one consisting of observations from January 1973 to December 2019 (47 years) used for model estimation, and the other containing out-of-sample data from January 2020 to November 2022 used for forecasting comparison. As the series is recorded monthly, we assume the period of the series is $d = 12$. So, the sample size of observations used for model estimation is $n = N \times d = 47 \times 12 = 564$.

For $N = 47$ years of data as shown in the top plot of Figure 1, the series exhibits significant monthly variation and an upward trend. The monthly variation is also seen from the middle plot of Figure 1, where the electricity use remains relatively high both in summer (July and Aug) and in winter (Jan and Dec). Sometimes a log-transformation can remove the seasonal variation (by turning it into a seasonal mean or 'level') but not here. Indeed, the bottom graph in Figure 1 shows the log-transformed series, centred by subtracting the overall mean.

A PAR(5) model is firstly considered to fit the series, where the AIC and BIC reach their minimum values at -2697 and -2433 respectively. We find that the estimated multi-companion matrix of the PAR(5) model exhibits a pair of eigenvalues whose moduli approximate unity. This indicates the existence of two unit roots in the process, and hereby, a PIAR model with two simple and two chained unit roots should be both considered. As the number of unit roots in a periodic time series does not affect the autoregressive order selection (see [Boswijk et al., 1997](#)), we can fix the order to be $p = 5$ when fitting the PIAR models. Therefore, a $PI_1AR(5)$ model with two simple unit roots and a $PI_2AR(5)$ model with two chained unit roots are then constructed.

¹<https://www.eia.gov/totalenergy/data/monthly/>

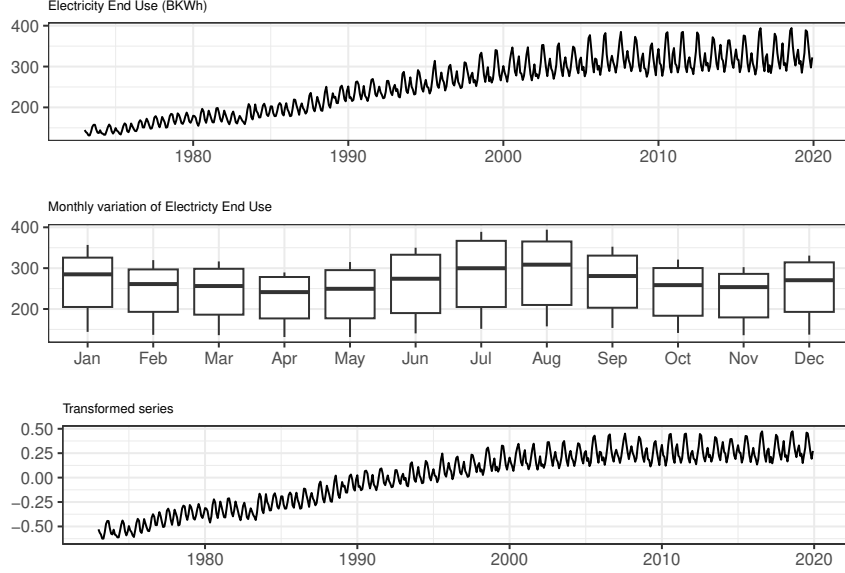


Figure 1: U.S. monthly electricity end use in BKWh (top), seasonal boxplots (middle), and the centred log-transformed series (bottom)

To determine whether there are two simple or two chained unit roots in the process, a likelihood ratio test is performed. Two separated null hypotheses are set as: the process has two simple unit roots (i.e. $PI_1AR(5)$) and the process has two chained unit roots (i.e. $PI_2AR(5)$), respectively. The alternative hypothesis is the process does not include any unit roots (i.e. $PAR(5)$). The likelihood ratio test statistic is calculated by $Q_{LR} = N \log(|S^{-1}S_0|)$ where S_0 and S are the residual sum of squares matrix under the null and alternative hypothesis respectively. Under the null, the test statistic should follow an asymptotic distribution (see [Zhu, 2023](#), Thm. 5.4.2) and the corresponding quantile values can be found from [Johansen et al. \(1995, Table 15.1\)](#). The result turns to be that we accept the null that there are two chained unit roots in the process (with $Q_{LR} = 4.08 < 12.21$). In addition, the $PI_2AR(5)$ model has smallest AIC and BIC values compared with $PI_1AR(5)$ and $PAR(5)$. Therefore, we choose a $PI_2AR(5)$ as the final model. Let $\{X_t, t = 1, \dots, n\}$ be the log-transformed series, and write the representation of the $PI_2AR(5)$ as

$$(1 - \psi_{1,s}L - \psi_{2,s}L^2 - \psi_{3,s}L^3)(1 - \beta_s L)(1 - \alpha_s L)X_t = \varepsilon_t, \quad \varepsilon_t \sim N(0, \sigma_s^2),$$

where $\psi_{3,s}(L) = 1 - \psi_{1,s}L - \psi_{2,s}L^2 - \psi_{3,s}L^3$ is the periodic autoregressive filter of order 3; $(1 - \alpha_s L)$ and $(1 - \beta_s L)$ are two unit PI-filters with $\prod_{s=1}^d \alpha_s = \prod_{s=1}^d \beta_s = 1$.

The two-step method introduced in Eq (26) is applied to estimate the above $PI_2AR(5)$ model and the estimation result is in Table 4. Table 4 shows the estimated parameters $\hat{\alpha}_s$ and $\hat{\beta}_s$ which satisfy the restrictions $\prod_{s=1}^d \alpha_s = \prod_{s=1}^d \beta_s = 1$. Moreover, it can be proved that the roots of the set of polynomials $\{\hat{\psi}_{3,s}(L)\}_{s=1}^d$ are outside the unit circle, and hereby, the filter $\hat{\psi}_{3,s}(L)$ is a periodically autoregressive filter.

Table 4: Parameter estimates of $PI_2AR(5)$ model

season	s=1	s=2	s=3	s=4	s=5	s=6	s=7	s=8	s=9	s=10	s=11	s=12
$\hat{\alpha}_s$	1.692	-0.256	1.246	5.698	0.506	3.748	2.026	1.188	-1.894	2.501	1.447	-0.855
$\hat{\beta}_s$	-0.764	1.131	-0.168	-5.020	0.588	-2.988	-1.056	-0.230	2.695	-1.360	-0.474	1.852
$\hat{\psi}_{1,s}$	-0.749	1.065	-0.830	-5.136	0.352	-2.707	-0.316	-0.184	2.497	-1.724	-0.438	1.722
$\hat{\psi}_{2,s}$	1.308	0.440	0.397	-1.278	1.376	0.787	-0.756	-0.100	0.325	4.300	-0.780	0.133
$\hat{\psi}_{3,s}$	0.163	-0.526	-0.055	0.899	-0.172	3.362	-0.027	-0.230	0.077	0.590	2.087	-0.095
$\hat{\sigma}_s$	0.021	0.023	0.016	0.016	0.019	0.021	0.025	0.020	0.017	0.014	0.015	0.022

Indeed, the $\text{PI}_2\text{AR}(5)$ model is found adequate to capture the periodically integrated structure of transformed data of the U.S. monthly electricity end use. The adequacy is visually validated by Figure 2, where the periodic autocorrelations of the residuals at each season are approximately located within the dashed blue lines (namely $\pm 1.96/\sqrt{N}$). This suggests that the periodic autocorrelations of residuals of the $\text{PI}_2\text{AR}(5)$ model are insignificant at each season. On the other hand, the adequacy of model $\text{PI}_2\text{AR}(5)$ is numerically validated by Table 5, where the modified portmanteau McLeod test statistic (see McLeod, 1994, Eq 4.5) is calculated by setting the maximum lag equal to 12. Table 5 shows that except for two seasons ($s = 7$ and $s = 11$), the periodic autocorrelations of residuals for the other seasons at lag 1, 2, \dots , 12 are approximately equal to zero. Combined with the information delivered by Figure 2, we have the conclusion that the residuals of $\text{PI}_2\text{AR}(5)$ model are periodically uncorrelated with each other.

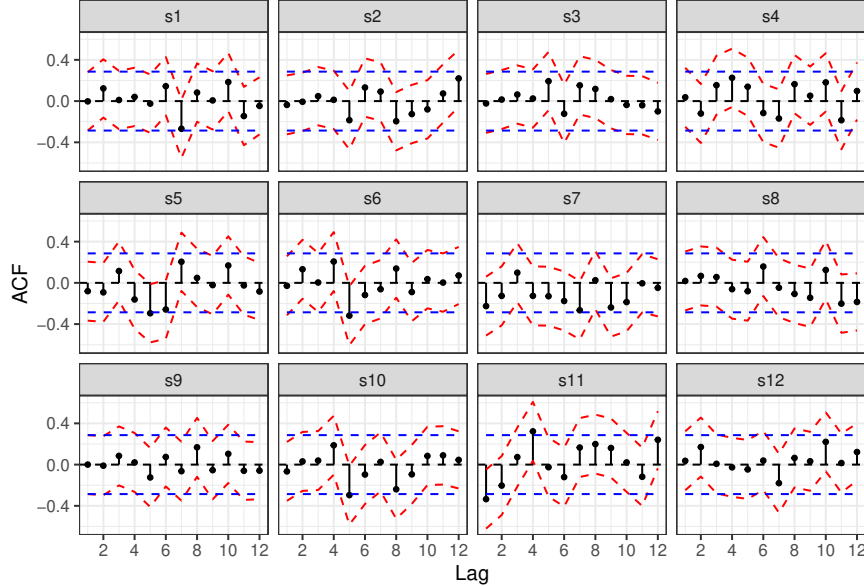


Figure 2: Residual periodic autocorrelations from $\text{PI}_2\text{AR}(5)$ model

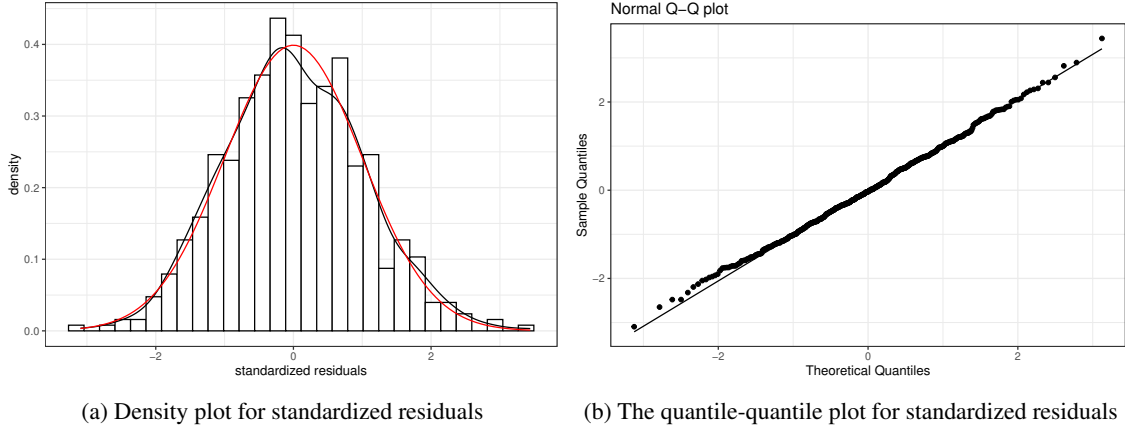
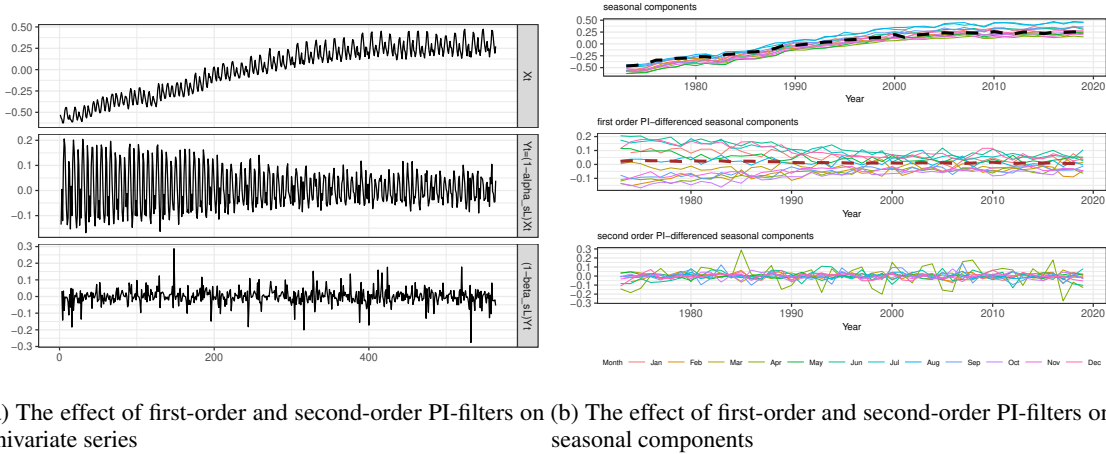
Table 5: McLeod portmanteau test statistic for residuals from $\text{PI}_2\text{AR}(5)$ model

season	s=1	s=2	s=3	s=4	s=5	s=6	s=7	s=8	s=9	s=10	s=11	s=12
McLeod stat	8.39	8.65	5.21	12.38	13.81	10.08	14.53*	8.11	3.87	10.50	21.03*	6.45

* An asterisk indicates the residual periodic autocorrelations at that season are significant, given that $\chi_7^2 = 14.07$ at 5% level.

Moreover, we check the normality of the standardized residuals. The standardized residuals are obtained from the original residuals of $\text{PI}_2\text{AR}(5)$ divided by their seasonal standard deviation namely $\hat{\sigma}_s$ given in Table 4. Figure 3 shows the density and the Q-Q plot of the standardized residuals, which indicates the standardized residuals are approximately normally distributed. In conclusion, the residuals of $\text{PI}_2\text{AR}(5)$ are periodic white noise and are normally distributed with mean 0 and variance $\hat{\sigma}_s^2$. Therefore, the $\text{PI}_2\text{AR}(5)$ model is verified to be adequate to capture the periodically integrated structure of the series.

Next, we provide an explanation of the second order PI-filter $(1 - \beta_s L)(1 - \alpha_s L)$ in this $\text{PI}_2\text{AR}(5)$ model. Figure ref-Fig:PIexplains visually illustrates the impact of the PI-filter on centred log-transformed series and their seasonal components. A transparent upward trend is observed in the top plot of Figure 4a. This trend arises due to the dominant influence of the second-order integrated series $Z_T^{(1)}$ (black dashed line, as shown in the top plot of Figure 4b). This influence contributes to the emergence of a consistent upward pattern across each seasonal component. After applying the first-order PI-filter $(1 - \alpha_s L)$ to $\{X_t\}$, it becomes apparent that the upward trend is eliminated from the series, as demonstrated in the middle plot of Figure 4a. Correspondingly, the middle plot of Figure 4b highlights the impact of first-order integrated series $Z_T^{(2)}$ (brown dashed line), which forces the seasonal components drifting around $Z_T^{(2)}$. At last, the application of $(1 - \beta_s L)(1 - \alpha_s L)$ transforms $\{X_t\}$ into a periodically stationary series, see the bottom plot of Figure 4a. Additionally, this second-order PI-filter eliminates the two integrated series which ensures the seasonal components stationary, as shown in the bottom plot of Figure 4b.

Figure 3: Normality check for standardized residuals of $PI_2AR(5)$ modelFigure 4: The effect of PI-filters on univariate series and its seasonal components. The black and brown dashed lines in 4b represent the integrated series $Z_T^{(1)}$ and $Z_T^{(2)}$ respectively.

Finally, the forecasting performance of $PI_2AR(5)$ model is investigated for the out-of-sample observations from Jan 2020 to Nov 2022, using the estimated parameters given in Table 4. Note that the forecast result has been transformed to the original scale, and the result is provided in Figure 5. The bottom left corner of Figure 5 specifies the result of forecast values (red line) and out-of-sample data (black line) from Jan 2020 to Nov 2022, along with the confidence intervals (blue ribbon) of the forecasts, which directly shows that the forecast result of $PI_2AR(5)$ is reliable. In addition, the bottom right corner of Figure 5 gives the ACF plot of the forecast errors, where we observe that the forecast errors are uncorrelated with each other and therefore, the $PI_2AR(5)$ model effectively captures the randomness of the series. Overall, we are satisfied with the out-of-sample forecasting performance of the $PI_2AR(5)$ model.

In comparison, we also use $ARIMA(2,1,3)$ and $PAR(5)$ models to produce the out-of-sample forecasts for our monthly electricity end use data. Note that the order of $ARIMA$ model is automatically determined by using ‘forecast’ package in R (see Hyndman and Khandakar, 2008). Figure 6 provides the forecast performance of $PI_2AR(5)$, $PAR(5)$ and $ARIMA(2,1,3)$ models in terms of the MAPE and RMSE values. It is obvious to see both the MAPE and RMSE values of $ARIMA(2,1,3)$ model are significantly higher compared to the values of $PAR(5)$ and $PI_2AR(5)$, which suggests there is a noticeable increase in forecast accuracy by using periodic models. Moreover, the forecasting performance of periodically integrated autoregressive model $PI_2AR(5)$ seems to be more accurate than periodic autoregressive model $PAR(5)$ when considering a longer forecast horizon. Therefore, we choose $PI_2AR(5)$ as the final model to produce forecast values for U.S. monthly electricity use.

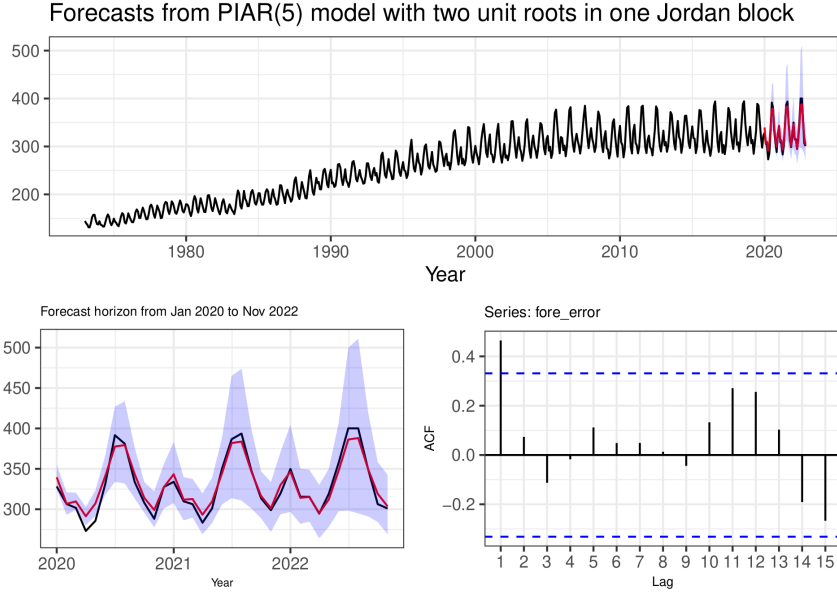
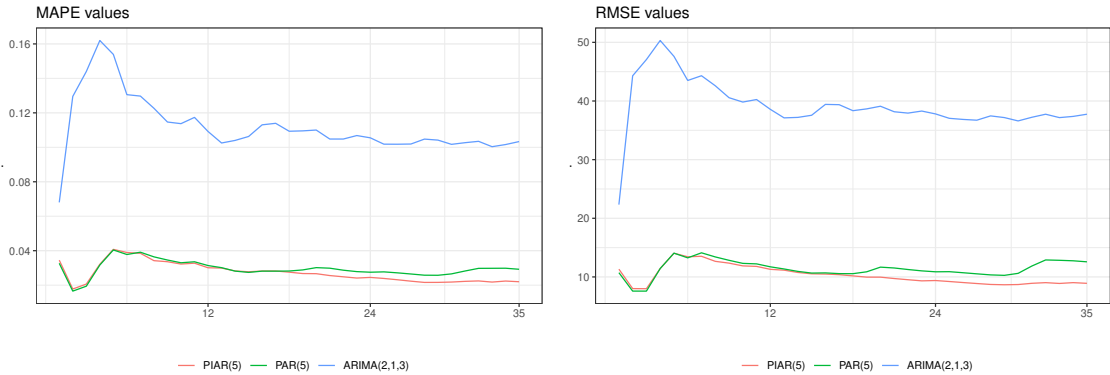


Figure 5: Forecast result from $PI_2AR(5)$ model, where the top shows actual data (black line) over the whole observation period with the forecasts (red line) and its confidence interval (blue ribbon) covering the prediction period, the bottom-left panel displays a zoomed-in version for the forecasting period, the bottom-right panel shows the ACF plot for forecast error.



(a) Mean absolute percentage forecast error (MAPE)

(b) Root mean squared forecast error (RMSE)

Figure 6: Forecasting performance of $PI_2AR(5)$ (depicted by the red line), $PAR(5)$ (depicted by the green line) and $ARIMA(2,1,3)$ (depicted by the blue line) based on MAPE (left) and RMSE values (right).

7 Conclusion

In this paper, we have introduced and applied the multi-companion method for the analysis of PIAR models. This innovative approach relies on the eigen information of the multi-companion matrix, when expressing the PIAR models in their multi-companion representations. We find that by representing the multi-companion matrix into its Jordan canonical form, both the similarity and the Jordan matrices play important roles. The properties of the Jordan matrix are employed to propose a general definition of periodic integration, which extends the existing body of literature (see [Osborn et al., 1988](#) and [Boswijk and Franses, 1996](#) for example) beyond its previous focus exclusively on quarterly periodic integration of order one.

Moreover, given that the PI-parameters can be parametrized in terms of the seed-parameters of the multi-companion matrix, we propose a new estimation approach which departs from the conventional method of directly estimating PI-parameters. This new approach initiates the estimation process by first determining the seed-parameters, which then serve as a bridge to derive the estimation of PI-parameters based on parametrization results. As a result, this approach

offers a significant advantage over the existing methods (see Boswijk et al., 1997, López-de Lacalle, 2005), which require dealing with the non-linear restrictions between PI-parameters. Additionally, our method expands the scope of analysis from the estimation of quarterly PIAR models to more general cases.

On the other hand, to validate and demonstrate the robustness and effectiveness of our multi-companion method for the estimation and forecasting of PIAR models, we have conducted both a simulation study and a practical application.

The results of this paper offer valuable insights for the analysis of periodically integrated series. These insights can be employed to explore various aspects, including the identification of common stochastic trends, the investigation of cointegration and periodic cointegration in macroeconomic series. Moreover, given the prominence of unit root tests in non-periodic time series analysis, it is worthwhile to advance the research in the domain of unit root tests for periodically integrated series. Our multi-companion method, as demonstrated in this paper, holds promise for further exploration and application in this context.

References

- EJ Hannan. A test for singularities in Sydney rainfall. *Australian Journal of Physics*, 8:289, 1955. doi:[10.1071/PH550289](https://doi.org/10.1071/PH550289).
- EG Gladyshev. Periodically correlated random sequences. *Doklady Akademii Nauk*, 137(5):1026–1029, 1961.
- Philip Hans Franses et al. Periodicity and stochastic trends in economic time series. *OUP Catalogue*, 1996.
- Philip Hans Franses and Richard Paap. *Periodic time series models*. OUP Oxford, 2004.
- Marcello Pagano et al. On periodic and multiple autoregressions. *Annals of Statistics*, 6(6):1310–1317, 1978.
- Brent M Troutman. Some results in periodic autoregression. *Biometrika*, 66(2):219–228, 1979.
- AV Vecchia. Periodic autoregressive-moving average (PARMA) modeling with applications to water resources. *JAWRA Journal of the American Water Resources Association*, 21(5):721–730, 1985. doi:[10.1111/j.1752-1688.1985.tb00167.x](https://doi.org/10.1111/j.1752-1688.1985.tb00167.x).
- IV Basawa and Robert Lund. Large sample properties of parameter estimates for periodic ARMA models. *Journal of Time Series Analysis*, 22(6):651–663, 2001.
- Richard H Jones and William M Brelsford. Time series with periodic structure. *Biometrika*, 54(3-4):403–408, 1967.
- Robert Lund, Qin Shao, and Ishwar Basawa. Parsimonious periodic time series modeling. *Australian & New Zealand Journal of Statistics*, 48(1):33–47, 2006.
- Paul L Anderson, Yonas Gebeyehu Tesfaye, and Mark M Meerschaert. Fourier-PARMA models and their application to river flows. *Journal of Hydrologic Engineering*, 12(5):462–472, 2007.
- Yonas Gebeyehu Tesfaye, Paul L Anderson, and Mark M Meerschaert. Asymptotic results for Fourier-PARMA time series. *Journal of Time Series Analysis*, 32(2):157–174, 2011.
- Francesco Battaglia, Domenico Cucina, and Manuel Rizzo. Parsimonious periodic autoregressive models for time series with evolving trend and seasonality. *Statistics and Computing*, 30(1):77–91, 2020.
- Denise R Osborn, APL Chui, Jeremy P Smith, and CR Birchenhall. Seasonality and the order of integration for consumption. *Oxford Bulletin of Economics and Statistics*, 50:4, 1988.
- H Peter Boswijk and Philip Hans Franses. Testing for periodic integration. *Economics Letters*, 48(3-4):241–248, 1995.
- H Peter Boswijk and Philip Hans Franses. Unit roots in periodic autoregressions. *Journal of Time Series Analysis*, 17(3):221–245, 1996.
- H Peter Boswijk, Philip Hans Franses, and Niels Haldrup. Multiple unit roots in periodic autoregression. *Journal of Econometrics*, 80(1):167–193, 1997.
- Philip Hans Franses and Richard Paap. Periodic integration: further results on model selection and forecasting. *Statistical Papers*, 37(1):33–52, 1996.
- Georgi N Boshnakov. Multi-companion matrices. *Linear algebra and its applications*, 354(1-3):53–83, 2002.
- Georgi N Boshnakov and Bisher M Iqelan. Generation of time series models with given spectral properties. *Journal of Time Series Analysis*, 30(3):349–368, 2009.
- R Core Team. *R: A Language and Environment for Statistical Computing*. R Foundation for Statistical Computing, Vienna, Austria, 2023. URL <https://www.R-project.org/>.
- Georgi N. Boshnakov. *mcompanion: Objects and Methods for Multi-Companion Matrices*, 2020. URL <https://cran.r-project.org/web/packages/mcompanion/index.html>. R package version 0.5-3.

- Georgi N. Boshnakov. *pcts: Periodically Correlated and Periodically Integrated Time Series*, 2021. <https://geobosh.github.io/pcts/> (website) <https://github.com/GeoBosh/pcts/> (devel).
- Georgi N Boshnakov. Recursive computation of the parameters of periodic autoregressive moving-average processes. *Journal of Time Series Analysis*, 17(4):333–349, 1996.
- Philip Hans Franses. A multivariate approach to modeling univariate seasonal time series. *Journal of Econometrics*, 63(1):133–151, 1994.
- Philip Hans Franses. Multi-step forecast error variances for periodically integrated time series. *Journal of Forecasting*, 15(2):83–95, 1996.
- Philip Hans Franses and Dick Van Dijk. The forecasting performance of various models for seasonality and nonlinearity for quarterly industrial production. *International Journal of Forecasting*, 21(1):87–102, 2005.
- Yueyun Zhu. *Periodic Autoregressive and Periodically Integrated Models*. PhD thesis, University of Manchester, United Kingdom, 2023.
- Søren Johansen et al. *Likelihood-based inference in cointegrated vector autoregressive models*. Oxford University Press, 1995. ISBN 9780198774501. doi:[10.1093/0198774508.001.0001](https://doi.org/10.1093/0198774508.001.0001). URL <https://doi.org/10.1093/0198774508.001.0001>.
- A Ian McLeod. Diagnostic checking of periodic autoregression models with application. *Journal of Time Series Analysis*, 15(2):221–233, 1994.
- Rob J Hyndman and Yeasmin Khandakar. Automatic time series forecasting: the forecast package for R. *Journal of Statistical Software*, 26(3):1–22, 2008. URL <http://www.jstatsoft.org/article/view/v027i03>.
- Javier López-de Lacalle. Periodic autoregressive time series models in R: The partsm package. Working paper, BILCODEC, Universidad del País Vasco - Departamento de Economía Aplicada III (Econometría y Estadística), 2005. URL <https://EconPapers.repec.org/RePEc:ehu:bilcod:200501>.