

Random Maps with Sociological Flavor

P. L. Krapivsky^{1,2}

¹*Department of Physics, Boston University, Boston, Massachusetts 02215, USA*

²*Santa Fe Institute, Santa Fe, New Mexico 87501, USA*

A map of a set to itself admits a representation by a directed graph with vertices being the elements of the set and directed edges from vertexes to their images. Disregarding directionality, one defines communities as the maximal connected components and notices that each community is uni-cyclic. The distributions of the sizes of communities and lengths of cycles in graphs representing unconstrained random maps is a classical subject. We define experts as images, followers as vertexes that are not experts, and further notions including prophets, founders, egocentrics, introverts, etc. We introduce and analyze classes of random maps with sociological flavor.

I. INTRODUCTION

A map of a set S to itself, $f : S \rightarrow S$, can be represented by a directed graph in which elements of S are vertices and a directed edge goes from each $x \in S$ to $f(x)$. This graph decomposes into communities defined as the maximal connected components. We denote communities by C_c with $c = 1, \dots, C$, where C is the total number of communities. Each community has exactly one cycle. The length ℓ_c of the cycle in community C_c satisfies the obvious bounds: $1 \leq \ell_c \leq |C_c|$. The number of elements in the set S is $M = |S| = \sum_{1 \leq c \leq C} |C_c|$.

Let us interpret elements of set S , equipped with map $f : S \rightarrow S$, as individuals. An individual $y \in S$ is an expert if there is at least one individual $x \in S$ such that $f(x) = y$; followers are individuals who are not experts. Denote by E_c and F_c the numbers of experts and followers in the community C_c . The total numbers of experts and followers are $E = \sum_{1 \leq c \leq C} E_c$ and $F = \sum_{1 \leq c \leq C} F_c$. Every community decomposes into experts and followers, $E_c + F_c = |C_c|$, and similarly $E + F = |S| = M$. We define egocentrics as loops in the graph: $f(x) = x$ for an egocentric $x \in S$. Introverts are isolated egocentrics, i.e., egocentrics without followers.

In an example in Fig. 1, there are four communities with $|C_1| = 1, |C_2| = |C_3| = 5, |C_4| = 17$ individuals and $F_1 = 0, F_2 = 1, F_3 = 2, F_4 = 7$ followers; overall there are 10 followers and 18 experts. The lengths of the cycles are $\ell_1 = 1, \ell_2 = \ell_3 = 3, \ell_4 = 6$. There is one egocentric who happens to be an introvert.

For a random map $f : S \rightarrow S$, the image $f(x)$ of each $x \in S$ is chosen randomly. For random maps without any constraint (classical random maps), all M^M maps are considered equally likely. See [1–4] for earlier work on classical random maps and [5, 6] for reviews of earlier research. Random maps have applications in modeling epidemic processes, analyses of cryptographic systems, and random number generation, etc. (see [7–13] and references therein). In physics, random maps have appeared in the context of spin glasses and disordered materials [14]. Special types of random maps arise in the context of synchronous dynamics of random Boolean networks such as Kauffman’s NK model [15–25]. Random maps can be used to mimic belief dynamics [26]. Other ap-

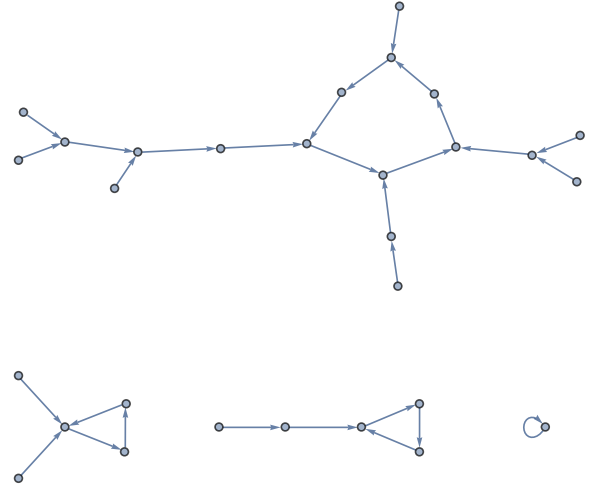


FIG. 1. An example of a random map with four communities. Top: The biggest community with $|C_4| = 17$ individuals and $F_4 = 7$ followers has a cycle of length $\ell_4 = 6$. Bottom: Communities C_3, C_2, C_1 (from left to right). The first two communities have $|C_3| = |C_2| = 5$ individuals, $F_3 = 2$ and $F_2 = 1$ followers, and cycles of length $\ell_3 = \ell_2 = 3$. The community C_1 consists of an introvert (isolated egocentric): A single individual $|C_1| = 1$ with no followers $F_1 = 0$.

plications are anticipated in social and communication networks [27–29].

Even for classical random maps, Sec. II, results related to followers, experts, egocentrics, and introverts could be challenging to find in the existing literature [5, 6, 9]. Some results exist but appear under different names; e.g., experts are known as terminal nodes [9]. Sociological terminology suggests novel classes of random maps, and our chief goal is to propose and analyze such random maps. Specifically, we introduce (Sec. III) random maps compatible with fitness and ranking (Sec. IV). In Table I, we collect a few results for three random map models compatible with ranking and for a one-parametric class of fitness models in which the image $j = f(i)$ for each $i \in S$ is chosen with probability proportional to j^a , the fitness of the image; see (39) for the precise definition. When $a > -1$, the fraction of experts $e(a)$ and the average

number of introverts $A(a)$ are given by

$$e(a) = 1 - \int_0^1 dx e^{-(a+1)x^a} \quad (1a)$$

$$A(a) = (a+1) \int_0^1 dx x^a e^{-(a+1)x^a} \quad (1b)$$

as shown in Sec. III.

Maps	Fitness	Uniform	Linear	(Linear) ⁻¹
Experts	$e(a)$	$\frac{1}{2}$	$\frac{9-e^2}{4}$	$1 - (\ln M)^{-1}$
Egocentrics	1	$\ln M$	2	$M/\ln M$
Introverts	$A(a)$	1	$(e^2 - 1)/M$	$e^{-1}M/\ln M$

TABLE I. The fraction of experts and the average numbers of egocentrics and introverts. We present results for the class of fitness models (39) with $a > -1$, and for random map models [(69), (70), (71) from left to right] compatible with ranking. For the general class of fitness models (34), there is on average one egocentric individual independently of M .

Random maps compatible with ranking (Sec. IV) are defined as follows. We label elements of S from 1 to M , interpret labels as ranks, and postulate that a map $f : S \rightarrow S$ is compatible with ranking if $f(i) \geq i$ for all $i = 1, \dots, M$. All $M!$ of maps compatible with ranking are considered equiprobable for recursive random map (RRM). For the RRM, the probability distribution of the random variable F is

$$\Pi(F, M) = \frac{1}{M!} \left\langle \frac{M}{F} \right\rangle \quad (2)$$

where $\left\langle \frac{M}{F} \right\rangle$ are Eulerian numbers [30–32]. We also derive an exact formula for the probability distribution of the number of communities

$$P(C, M) = \frac{1}{M!} \left[\begin{matrix} M \\ C \end{matrix} \right] \quad (3)$$

where $\left[\begin{matrix} M \\ C \end{matrix} \right]$ are the Stirling numbers of the first kind [32]. The degree k of the individual with highest rank, the founder, has identical probability distribution

$$\Phi(k, M) = \frac{1}{M!} \left[\begin{matrix} M \\ k \end{matrix} \right] \quad (4)$$

We focus on static random maps, yet some static maps admit a dynamical reformulation. The prime example is the static RRM. This model is isomorphic to a growing random map where individuals arrive one by one, and each new individual maps to an individual randomly chosen amongst those already present (including itself). Stopping the process after M steps gives the RRM of size M . In Appendix A, we explain this isomorphism and derive (2) and (3). Other evolving mechanisms are possible, and in Sec. V, we briefly discuss random maps of the same set evolving through rewiring. In Sec. VI, we define

prophets and founders and briefly analyze their properties in random map models. In particular, we derive the degree distribution (4) of the founder. We conclude with a discussion (Sec. VII).

II. CLASSICAL RANDOM MAPS

In this section, we consider classical random maps: all M^M maps of a set of size $|S| = M$ to itself are equiprobable. Many results in this and the following sections are valid for arbitrary M , but we are primarily interested in the behavior in the $M \rightarrow \infty$ limit.

We begin by outlining a few basic statistical properties of classical random maps. Denote by $P(C, M)$ the probability that there are C communities. The average number of communities, $\langle C \rangle = \sum_{C \geq 1} C P(C, M)$, grows logarithmically with the total number M of individuals

$$\langle C \rangle = \frac{1}{2} \ln M + O(1) \quad (5)$$

when $M \gg 1$. The full probability distribution $P(C, M)$ is also known [5].

The probability to have exactly one community is [2]:

$$P(1, M) = \frac{(M-1)!}{M^M} \sum_{m=0}^{M-1} \frac{M^m}{m!} \quad (6)$$

For large M the probability $P(1, M)$ simplifies to

$$P(1, M) \simeq \sqrt{\frac{\pi}{2M}} \quad (7)$$

The probability $\Pi_1(\ell, M)$ to end up with a single community that has a cycle of length ℓ is also known [2]:

$$\Pi_1(\ell, M) = \frac{M!}{(M-\ell)! M^{\ell+1}} \quad (8)$$

This probability distribution simplifies to

$$\Pi_1(\ell, M) = M^{-1} \exp\left[-\frac{x^2}{2}\right] \quad (9a)$$

in the scaling limit

$$M \rightarrow \infty, \quad \ell \rightarrow \infty, \quad x = \frac{\ell}{\sqrt{M}} = \text{finite} \quad (9b)$$

A randomly chosen individual is a follower with probability $(1 - 1/M)^M$. Thus

$$\langle F \rangle = M(1 - 1/M)^M \quad (10)$$

For classical random maps, followers and experts were called terminal nodes and image points in [9] where the asymptotic behaviors $\langle F \rangle = M e^{-1}$ and $\langle E \rangle = M(1 - e^{-1})$ were derived.

The probability distribution $Q(\mathcal{L}, M)$ to have \mathcal{L} loops is the binomial distribution

$$Q(\mathcal{L}, M) = \binom{M}{\mathcal{L}} \left(1 - \frac{1}{M}\right)^{M-\mathcal{L}} \left(\frac{1}{M}\right)^{\mathcal{L}} \quad (11)$$

The average number of loops is independent on M

$$\langle \mathcal{L} \rangle = \sum_{\mathcal{L}=0}^M \mathcal{L} Q(\mathcal{L}, M) = 1 \quad (12)$$

while higher moments depend on M :

$$\langle \mathcal{L}^2 \rangle = 2 - M^{-1}, \quad \langle \mathcal{L}^3 \rangle = 5 - 6M^{-1} + 2M^{-2} \quad (13)$$

etc. Specializing (11) to $\mathcal{L} = 0$ and $\mathcal{L} = M$ we obtain the probabilities to observe extremal numbers of loops:

$$Q(0, M) = (1 - M^{-1})^M, \quad Q(M, M) = M^{-M} \quad (14)$$

The probability to have maximal number of communities, $C = M$, is of course identical to the probability to have the maximal number of loops:

$$P(M, M) = Q(M, M) = M^{-M} \quad (15)$$

In the $M \rightarrow \infty$ limit, the binomial distribution (11) simplifies to the Poisson distribution

$$Q(\mathcal{L}, \infty) = \frac{e^{-1}}{\mathcal{L}!} \quad (16)$$

A loop $f(i) = i$ implies that individual i is egocentric. Thus $Q(\mathcal{L}, M)$ is the probability that there are \mathcal{L} egocentrics. An introvert is an isolated egocentric, i.e., someone who is not an expert for anyone else. The probability $R(I, M)$ to have I introverts can be found recurrently. The probability $R(1, M)$ satisfies

$$R(1, M) = M^{-1} \binom{M}{1} \left(1 - \frac{1}{M}\right)^{M-1} R(0, M-1) \quad (17)$$

Here M^{-1} is the probability to form a loop, the binomial factor accounts for the label of an introvert, $(1 - M^{-1})^{M-1}$ assures that remaining individuals map into themselves and with probability $R(0, M-1)$ there are no introverts among them. When $M \rightarrow \infty$, Eq. (17) simplifies to

$$R(1, \infty) = e^{-1} R(0, \infty) \quad (18)$$

Similarly to (17), the probability $R(2, M)$ to have two introverts satisfies

$$R(2, M) = M^{-2} \binom{M}{2} \left(1 - \frac{2}{M}\right)^{M-2} R(0, M-2) \quad (19)$$

which leads to

$$R(2, \infty) = \frac{e^{-2}}{2!} R(0, \infty) \quad (20)$$

Generally for arbitrary $I \geq 1$ we obtain

$$R(I, \infty) = \frac{e^{-1}}{I!} R(0, \infty) \quad (21)$$

The normalization requirement $\sum_{I \geq 0} R(I, \infty) = 1$ fixes the probability to have no introverts

$$R(0, \infty) = \exp[-e^{-1}] = 0.6922006275553 \dots \quad (22)$$

Thus $R(I, \infty)$ is the Poisson distribution

$$R(I, \infty) = \frac{1}{I!} \exp[-I - e^{-1}] \quad (23)$$

Using (23) we find the average number of introverts

$$\langle I \rangle = e^{-1} = 0.3678794411714 \dots \quad (24)$$

We emphasize that (12) and (24) give average numbers, not fractions—in classical random maps, the number of egocentrics, let alone introverts, remains finite in the $M \rightarrow \infty$ limit.

The degree of the vertex is the number of its neighbors. Followers have degree 1, while experts have degrees larger than one. It makes sense to stratify experts according to their degree k . Denote by $N_k(M)$ the number of individuals of degree k . We have

$$F = N_1, \quad E = \sum_{k \geq 2} N_k(M) \quad (25)$$

The notion of degree is easy to appreciate in undirected graphs. In a directed graph, each vertex has two natural degrees: an in-degree k_{in} and an out-degree k_{out} . The full degree of the vertex is the sum

$$k_{\text{in}} + k_{\text{out}} = k \quad (26)$$

For directed graphs generated by maps all out-degrees are equal to unity, $k_{\text{out}}(x) = 1$ for each $x \in S$. Therefore it suffices to consider the full degree. If $k(x) = 1$, vertex x is a follower; if $k(x) \geq 2$, vertex x is an expert. Each edge contributes a unity to the total in and out degrees,

$$\sum_{x \in S} k_{\text{in}}(x) = \sum_{x \in S} k_{\text{out}}(x) = M,$$

and therefore

$$\sum_{x \in S} k(x) = 2M \quad (27)$$

for an arbitrary map. The sum rules

$$\sum_{k \geq 1} N_k(M) = M \quad (28a)$$

$$\sum_{k \geq 1} k N_k(M) = 2M \quad (28b)$$

are valid for an arbitrary map: (28a) follows from (25) and $E + F = M$, while (28b) follows from (27).

For classical random maps, and for most models studied below, $N_k(M)$ are random self-averaging quantities with fractions

$$n_k(M) = M^{-1} \langle N_k(M) \rangle \quad (29)$$

saturating in the $M \rightarrow \infty$ limit and providing the major information about the asymptotic behavior of $N_k(M)$. For classical random maps the fractions n_k read

$$n_k(M) = \binom{M}{k-1} \left(1 - \frac{1}{M}\right)^{M-k+1} \left(\frac{1}{M}\right)^{k-1} \quad (30)$$

In the $M \rightarrow \infty$ limit, the binomial distribution (30) becomes the Poisson distribution

$$n_k(\infty) = \frac{e^{-1}}{(k-1)!} \quad (31)$$

This result appears in [9] and perhaps in earlier work.

The knowledge of the degree distribution allows one to probe the behavior of the maximal degree $D(M)$. Using the criterion

$$M \sum_{k \geq D(M)} n_k \sim 1 \quad (32)$$

and (31) we find

$$D(M) \simeq \frac{\ln M}{\ln(\ln M)} \quad (33)$$

III. FITNESS MODELS

We assign a positive number, fitness, to each individual and investigate random map models compatible with fitness. We label individuals from 1 to M , denote by $\phi(i)$ the fitness of $i \in S$, and postulate that the probability of a map $i \rightarrow j$ is proportional to the fitness $\phi(j)$ of the image. Thus

$$\text{Prob}[f(i) = j] = \frac{\phi(j)}{Z}, \quad Z = \sum_{k=1}^M \phi(k) \quad (34)$$

Choosing $\phi(i) = 1$ for all $i \in S$ we recover classical random maps. For the model with linear fitness, $\phi(i) = i$, the rule (34) becomes

$$\text{Prob}[f(i) = j] = \frac{2j}{M(M+1)} \quad (35)$$

More generally, one can postulate that the probability of a map $i \rightarrow j$ is proportional to $\phi_i(j)$, the fitness of j in eye of i . Thus

$$\text{Prob}[f(i) = j] = \frac{\phi_i(j)}{Z_i}, \quad Z_i = \sum_{k=1}^M \phi_i(k) \quad (36)$$

Each model (36) is specified by M^2 fitness parameters.

In the following we limit ourselves to the class of models (34) if not stated otherwise. Vertex i is a follower with probability $[1 - Z^{-1}\phi(i)]^M$, so the average number of followers is

$$\langle F \rangle = \sum_{i=1}^M \left[1 - \frac{\phi(i)}{Z}\right]^M \quad (37)$$

To deduce concrete results from the general solution (37) we consider special fitness models from the class of models (34). For the linear fitness model, $\phi(i) = i$, the large M behavior of the sum in (37) reads

$$\begin{aligned} \left[1 - \frac{\phi(i)}{Z}\right]^M &= \left[1 - \frac{2i}{M(M+1)}\right]^M \simeq e^{-2i/M} \\ \sum_{i=1}^M e^{-2i/M} &= \frac{1 - e^{-2}}{e^{2/M} - 1} \simeq \frac{1 - e^{-2}}{2} M \end{aligned}$$

Thus

$$\lim_{M \rightarrow \infty} \frac{\langle E \rangle}{M} = \frac{1 + e^{-2}}{2}, \quad \lim_{M \rightarrow \infty} \frac{\langle F \rangle}{M} = \frac{1 - e^{-2}}{2} \quad (38)$$

More generally, consider a one-parameter family of fitness models with algebraic fitness $\phi(i) = i^a$, that is

$$\text{Prob}[f(i) = j] = \frac{j^a}{Z}, \quad Z = \sum_{k=1}^M k^a \quad (39)$$

Interesting behaviors occur when $a \geq -1$. We shall tacitly assume that $a > -1$ if not stated otherwise; occasionally, we comment on subtle behaviors in the marginal $a = -1$ case.

For the one-parameter family of fitness models (39) the average number of followers (37) becomes

$$\langle F \rangle = \sum_{i=1}^M \left[1 - \frac{i^a}{Z}\right]^M, \quad Z = \sum_{i=1}^M i^a$$

When $a > -1$, the ‘partition function’ Z diverges as $M^{a+1}/(a+1)$ when $M \gg 1$. This simplifies asymptotic analysis allowing us to replace summation by integration. The asymptotic fraction of the followers reads

$$\lim_{M \rightarrow \infty} \frac{\langle F \rangle}{M} = \int_0^1 dx e^{-(a+1)x^a} = \frac{\gamma(a^{-1}, a+1)}{a(a+1)^{1/a}} \quad (40)$$

Here

$$\gamma(\beta, B) = \int_0^B dy y^{\beta-1} e^{-y}$$

is an incomplete gamma function. The fraction of experts is complementary since $E + F = M$; this fraction is given by (1a).

The dependence of these fractions on the parameter a are presented in Fig. 2. At $a = 0$, i.e., for classical random maps, the number of experts is maximal among

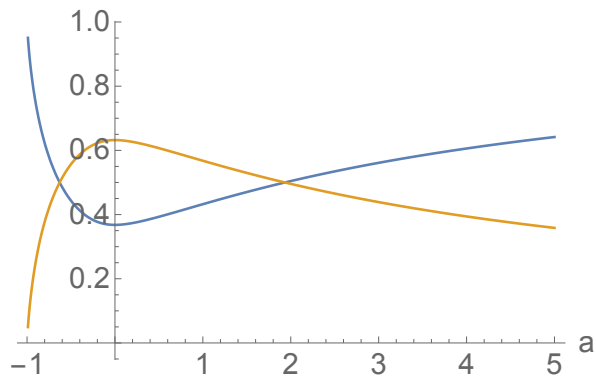


FIG. 2. The fractions of experts and followers for the family of fitness models (39). The fraction of experts reaches maximum $M^{-1}\langle E \rangle = 1 - e^{-1}$ at $a = 0$ corresponding to classical random maps, and it vanishes when $a \rightarrow -1$ or $a \rightarrow \infty$. The fraction of followers exhibits a complementary behavior.

all models (39). We also note that when $a \rightarrow \infty$, the fraction of experts approaches zero as

$$\lim_{M \rightarrow \infty} \frac{\langle E \rangle}{M} = \frac{\ln a + \gamma}{a} + \dots \quad (41)$$

where $\gamma \approx 0.5772156649$ is the Euler constant [32]. The asymptotic approach is slow due to the presence of a logarithm and therefore in (41) we also kept the sub-leading term γ/a involving Euler's constant γ . At two special values of a which are roots of

$$\frac{1}{2} = \int_0^1 dx e^{-(a+1)x^a}$$

the number of followers is equal to the number of experts; this occurs when $a \approx 1.9329$ and $a \approx -0.6289$.

The behavior is particularly subtle when $a = -1$. We need to compute

$$\langle E \rangle = \sum_{k=1}^M \left(1 - \left[1 - \frac{1}{kH_M} \right]^M \right) \quad (42)$$

where $H_M = \sum_{1 \leq m \leq M} m^{-1}$. The harmonic number H_M grows logarithmically with M . More precisely

$$H_M = \ln M + \gamma + \frac{1}{2M} - \frac{1}{12M^2} + \frac{1}{120M^3} + \dots \quad (43)$$

Replacing summation over $1 \leq k \leq M$ in (42) by integration over $\kappa = kH_M/M$ we reduce (42) to

$$\frac{\langle E \rangle}{M} \simeq \frac{1}{H_M} \int_{M^{-1}H_M}^{H_M} d\kappa (1 - e^{-1/\kappa}) \quad (44)$$

The dominant contribution to the integral is gathered when κ is large and equals to $\ln H_M$ in the leading order. Using the asymptotic (43) we arrive at

$$\frac{\langle E \rangle}{M} \simeq \nu, \quad \nu = \frac{\ln(\ln M)}{\ln M} \quad (45)$$

Thus when $a = -1$, the fraction of experts vanishes, albeit very slowly, when $M \rightarrow \infty$.

Consider egocentrics, i.e., loops. For the class of models (34), vertex i is the loop with probability $Z^{-1}\phi(i)$. Thus on average, there is one egocentric individual, no dependence on fitness and the population size M :

$$\langle \mathcal{L} \rangle = \sum_{i=1}^M \frac{\phi(i)}{Z} = 1 \quad (46)$$

To probe the probability distribution $Q(\mathcal{L}, M)$, we first notice that there are no loops with probability

$$Q(0, M) = \prod_{i=1}^M \left[1 - \frac{\phi(i)}{Z} \right] \quad (47)$$

The probability (47) tends to $Q(0, \infty) = e^{-1}$ for all fitness models (34) in which Z diverges when $M \rightarrow \infty$. For instance, for the class of models (39) with $a \geq -1$, the asymptotic behavior of $Q(0, M)$ is

$$\frac{Q(0, M)}{Q(0, \infty)} - 1 \simeq - \begin{cases} \frac{(a+1)^2}{2(2a+1)} M^{-1} & a > -1 \\ \frac{\pi^2}{12} (\ln M)^{-2} & a = 1 \end{cases} \quad (48)$$

The probability to have one loop is

$$Q(1, M) = \prod_{i=1}^M \left[1 - \frac{\phi(i)}{Z} \right] \sum_{j=1}^M \frac{\phi(j)}{Z - \phi(j)} \quad (49)$$

If Z diverges in the $M \rightarrow \infty$ limit, $Q(1, M)$ approaches to the same universal value $Q(1, \infty) = e^{-1}$ as the probability to have no loops.

Generally fixing \mathcal{L} and taking the $M \rightarrow \infty$ limit, one finds that $Q(\mathcal{L}, \infty)$ is the Poisson distribution (16) as in the case of random maps. It is remarkable that $Q(\mathcal{L}, \infty)$ is the same for all models (34) modulo just one property: Z must diverge in the $M \rightarrow \infty$ limit.

The dependence of $Q(\mathcal{L}, M)$ on fitnesses becomes appreciable when \mathcal{L} is large. For instance, the number of loops is maximal with probability

$$Q(M, M) = \prod_{i=1}^M \frac{\phi(i)}{Z} \quad (50)$$

For models (39) with small integer values of the exponent a the number of loops is maximal with probability

$$Q(M, M) = \begin{cases} M^{-M} & a = 0 \\ \frac{2^M \cdot M!}{[M(M+1)]^M} & a = 1 \\ \frac{6^M \cdot (M!)^2}{[M(M+1)(2M+1)]^M} & a = 2 \\ \frac{4^M \cdot (M!)^3}{[M(M+1)]^{2M}} & a = 3 \end{cases} \quad (51)$$

Let us now look at the distribution of introverts. Extending the argument that led to (17) we obtain

$$\frac{R(1, M)}{R(0, M-1)} = \sum_{i=1}^M \frac{\phi(i)}{Z} \left[1 - \frac{\phi(i)}{Z} \right]^{M-1} \quad (52)$$

Similarly

$$\frac{R(2, M)}{R(0, M-2)} = \sum_{1 \leq i < j \leq M} \varphi(i) \varphi(j) \quad (53)$$

where we have used the shorthand notation

$$\varphi(i) = \frac{\phi(i)}{Z} \left[1 - \frac{\phi(i)}{Z} \right]^{M-1} \quad (54)$$

Generally

$$\frac{R(I, M)}{R(0, M-I)} = \sum_{1 \leq i_1 < \dots < i_I \leq M} \prod_{p=1}^I \varphi(i_p) \quad (55)$$

To deduce more concrete results from (55) we consider again the one-parameter family of fitness models (39). Taking the $M \rightarrow \infty$ limit and replacing summation in Eq. (52) by integration we obtain

$$\frac{R(1, \infty)}{R(0, \infty)} = A(a) \equiv (a+1) \int_0^1 dx x^a e^{-(a+1)x^a} \quad (56)$$

Similarly Eq. (53) simplifies to

$$\frac{R(2, \infty)}{R(0, \infty)} = \frac{A^2}{2!} \quad (57)$$

Continuing we arrive at the Poisson distribution

$$R(I, \infty) = \frac{A^I}{I!} e^{-A} \quad (58)$$

The average number of introverts

$$\langle I \rangle = A(a) \quad (59)$$

and the probability $R(0, \infty) = e^{-A(a)}$ that there are no introverts are plotted in Fig. 3. The average number of introverts attains the maximal value at $a = 0$, i.e. for the classical random map; $A(a)$ vanishes when $a \rightarrow -1$ and $a \rightarrow \infty$, e.g. $A(a) \simeq a^{-1}$ when $a \gg 1$. A few concrete values of $\langle I \rangle = A(a)$:

$$A(0) = e^{-1} = 0.3678794411714 \dots$$

$$A(1) = \frac{1}{2} - \frac{3}{2e^2} = 0.296997075145 \dots$$

$$A(2) = \sqrt{\frac{\pi}{48}} \operatorname{Erf}[\sqrt{3}] - \frac{1}{2e^3} = 0.22727824593 \dots$$

The above results (56)–(59) are valid when $a > -1$. In the marginal $a = -1$ case the behavior is again more subtle. Strictly speaking all $R(I, \infty)$ vanish for all $I \geq 1$, but the large M behavior is still essentially described by the Poisson distribution

$$R(I, M) = \frac{\nu^I}{I!} e^{-\nu}, \quad \nu = \frac{\ln(\ln M)}{\ln M} \quad (60)$$

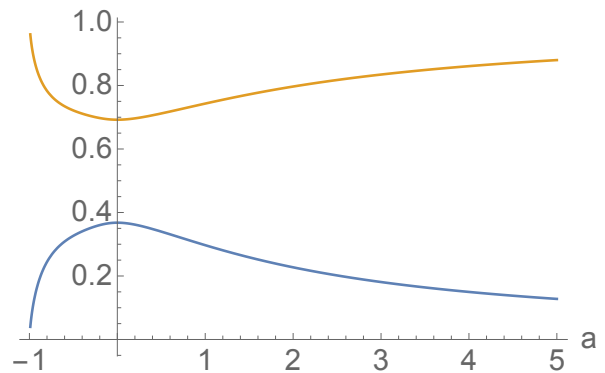


FIG. 3. Bottom: The average number of introverts, $A(a)$, see (56) and (59). Top: The probability $e^{-A(a)}$ that there are no introverts. Shown is the dependence on a parametrizing fitness models (39). The average number $A(a)$ of introverts coincides with the fraction of vertices of degree 2, see (63).

We now turn to the degree distribution. For the class of models (34), vertex i has degree k with probability

$$\binom{M}{k-1} \left[1 - \frac{\phi(i)}{Z} \right]^{M-k+1} \left[\frac{\phi(i)}{Z} \right]^{k-1}$$

Therefore the fraction of vertices with degree k is

$$n_k = \sum_{i=1}^M \frac{1}{M} \binom{M}{k-1} \left[1 - \frac{\phi(i)}{Z} \right]^{M-k+1} \left[\frac{\phi(i)}{Z} \right]^{k-1} \quad (61)$$

Comparing (52) and (61) we deduce a curious result that the fraction of vertices of degree 2 is related to the distribution of introverts:

$$n_2 = \frac{R(1, M)}{R(0, M-1)} \quad (62)$$

For the one-parameter family of fitness models (39), we use (56) and (59) to obtain

$$n_2 = A(a) = \langle I \rangle \quad (63)$$

when $M \rightarrow \infty$.

Specializing (61) to fitness models (39) and taking the $M \rightarrow \infty$ limit we obtain

$$n_k = \frac{1}{(k-1)!} \int_0^1 dx [(a+1)x^a]^{k-1} e^{-(a+1)x^a} \quad (64)$$

Setting $a = 0$, we recover the Poisson degree distribution (31) describing classical random maps. The dependence of $n_1 = M^{-1} \langle F \rangle$ on a is shown in Fig. 2. The dependence of $n_2 = A(a) = \langle I \rangle$ on a is shown in Fig. 3 (bottom curve). The fractions of vertices with degrees $k = 3, 4, 5$ are shown in Fig. 4.

The tail of the distribution (64) changes from factorial to algebraic when a passes through $a = 0$ corresponding to random maps:

$$n_k \simeq \begin{cases} a^{-1} e^{-a-1} \frac{(a+1)^{k-1}}{k!} & a > 0 \\ -a^{-1} (1+a)^{-1/a} k^{-1+1/a} & -1 < a < 0 \end{cases} \quad (65)$$

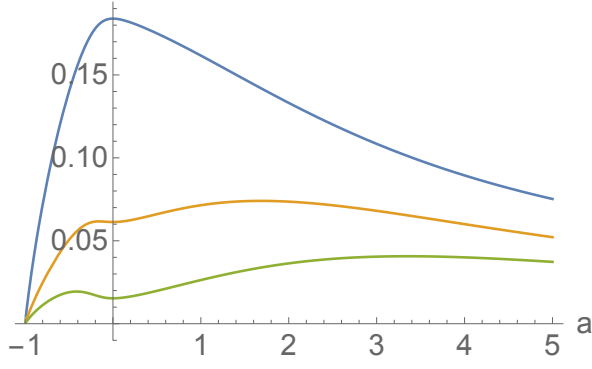


FIG. 4. The fitness model (34) with $\phi(i) = i^a$. The fractions n_k with degrees $k = 3, 4, 5$ (top to bottom)

when $k \gg 1$. Equations (64)–(65) apply when $a > -1$. In the marginal $a = -1$ case the behavior is more subtle:

$$n_k \simeq \begin{cases} 1 & k = 1 \\ \nu & k = 2 \\ (k-1)^{-1}(\ln M)^{-1} & 3 \leq k < \ln M \\ 0 & k \gg \ln M \end{cases} \quad (66)$$

with ν defined in Eq. (45).

Finally, we give an estimate of the maximal degree:

$$D(M) \simeq \begin{cases} \nu^{-1} & a \geq 0 \\ \frac{a+1}{M^a} & -1 < a < 0 \\ \frac{M}{\ln M} & a = -1 \end{cases} \quad (67)$$

The remarkably universal growth law of $D(M)$ in the $a \geq 0$ range is established using the criterion (32) and the asymptotic (65). A more precise estimate coming from (65) is implicitly determined by

$$D(M)[\ln D(M) - 1 - \ln(a+1)] \simeq \ln M \quad (68)$$

When $-1 < a < 0$, the maximal degree can be determined by first noting that the average degree of the vertex with label i is $d_i = (a+1)i^a/M^a$. These average degrees are significantly separated (a gap between adjacent degrees greatly exceeds fluctuations of those degrees). Hence the maximal degree is $D(M) = d_1 = (a+1)/M^a$ as stated in (67). Similarly, when $a = -1$, the maximal degree is very close to the average degree $d_1 = M/\ln M$ of the vertex with label 1.

IV. RANDOM MAPS COMPATIBLE WITH RANK

Every finite set can be linearly ordered. Let us identify the ordering with labeling and interpret labels as ranks: $i < j$ asserts that individual i has a lower rank than individual j . It is natural to consider maps compatible with ranking, namely maps $f: S \rightarrow S$ satisfying $f(i) \geq i$ for all elements $i \in S$.

A subclass of the general fitness models (36) satisfying $\phi_i(j) = \psi(j-i)$ and $\psi(n) = 0$ when $n < 0$ is compatible with ranking. The simplest uniform choice is $\psi(n) = 1$ when $n \geq 0$, so for each i , an expert is chosen uniformly at random among all $j \geq i$. Thus

$$\text{Prob}[f(i) = j] = \begin{cases} 0 & 1 \leq j < i \\ (M-i+1)^{-1} & i \leq j \leq M \end{cases} \quad (69)$$

If we want to mimic the desire to map to the higher rank individuals with higher probabilities, we may choose $\psi(n) = n+1$. In this model

$$\text{Prob}[f(i) = j] = \begin{cases} 0 & 1 \leq j < i \\ \frac{2(j-i+1)}{(M-i+1)(M-i+2)} & i \leq j \leq M \end{cases} \quad (70)$$

Choosing $\psi(n)$ decreasing with n mimics peer affinity relevant in many social settings. For the inverse linear function $\psi(n) = 1/(n+1)$

$$\text{Prob}[f(i) = j] = \begin{cases} 0 & 1 \leq j < i \\ \frac{1}{(j-i+1)H_{M-i+1}} & i \leq j \leq M \end{cases} \quad (71)$$

A one-parametric family of ranking models interpolating between models (69)–(71) is defined by the rule

$$\text{Prob}[f(i) = j] = \begin{cases} 0 & 1 \leq j < i \\ \frac{(j-i+1)^a}{S_{M-i+1}(a)} & i \leq j \leq M \end{cases} \quad (72)$$

with $S_k(a) = \sum_{1 \leq p \leq k} p^a$. The interesting range is again $a \geq -1$. In this section we analyze these models.

A. Uniform choice: Model (69)

The average number of egocentric individuals, i.e., the average number of loops, is the harmonic number

$$\langle \mathcal{L}(M) \rangle = H_M = \sum_{m=1}^M \frac{1}{m} \quad (73)$$

Indeed, the top rank individual maps to itself, the second highest rank individual maps to itself with probability $1/2$, the third highest rank individual maps to itself with probability $1/3$, etc.

There is always at least one loop as the top rank individual maps to itself, $M \rightarrow M$. The probability to have exactly one loop is

$$Q(1, M) = \prod_{i=2}^M \left[1 - \frac{1}{i} \right] = \frac{1}{M} \quad (74)$$

The probability to have exactly two loops is

$$Q(2, M) = \prod_{i=2}^M \left[1 - \frac{1}{i} \right] \sum_{j=2}^M \frac{1}{j-1} = M^{-1} H_{M-1} \quad (75)$$

The probability to have exactly three loops is

$$Q(3, M) = \frac{1}{M} \sum_{2 \leq j < k \leq M} \frac{1}{(j-1)(k-1)} \quad (76)$$

Computing the sum one gets

$$Q(3, M) = \frac{1}{2M} \left[(H_{M-1})^2 - H_{M-1}^{(2)} \right] \quad (77)$$

where $H_n^{(2)} = \sum_{1 \leq k \leq n} k^{-2}$ is the generalized harmonic number. Thus

$$Q(3, M) \simeq \frac{1}{2M} \left[(\ln M + \gamma)^2 - \frac{\pi^2}{6} \right] \quad (78)$$

when $M \gg 1$.

Generally the probability to have exactly \mathcal{L} loops is

$$Q(\mathcal{L}, M) = \frac{1}{M} \sum_{2 \leq j_1 < \dots < j_{\mathcal{L}} \leq M} \prod_{\nu=1}^{\mathcal{L}} \frac{1}{j_{\nu} - 1} \quad (79)$$

When \mathcal{L} is finite and $M \gg 1$, Eq. (79) simplifies to

$$Q(\mathcal{L}, M) \simeq M^{-1} \frac{(\ln M)^{\mathcal{L}-1}}{(\mathcal{L}-1)!} \quad (80)$$

We also note that $\mathcal{L} = M$ occurs with probability

$$Q(M, M) = \frac{1}{M!} \quad (81)$$

To determine the average number of followers we note that vertex 1 is a follower with probability $1 - 1/M$ as it can be an expert only to itself; vertex 2 is a follower with probability $[1 - \frac{1}{M}][1 - \frac{1}{M-1}] = 1 - 2/M$; generally vertex i is a follower with probability $1 - i/M$. Thus

$$\langle F \rangle = \sum_{i=1}^M \left[1 - \frac{i}{M} \right] = \frac{M-1}{2} \quad (82)$$

In Appendix A, we show that the model (69) is isomorphic to recursive random maps and derive the announced formula (3) for the probability distribution

$$P(C, M) = \text{Prob}[C(M) = C] \quad (83)$$

of the number of communities via the Stirling numbers of the first kind [32]. Using (3) we find the average number of communities

$$\langle C \rangle = \sum_{C \geq 1} C P(C, M) = H_M \quad (84)$$

Thus the average number of communities grows logarithmically with M as for classical random maps, Eq. (5), but with twice larger amplitude [cf. (43)].

In Appendix A, we also establish a neat formula (2) for the probability distribution of the number of followers

$$\Pi(F, M) = \text{Prob}[F(M) = F] \quad (85)$$

The distributions $P(C, M)$ and $\Pi(F, M)$ do not become stationary (i.e., independent on M) in the $M \rightarrow \infty$ limit. This is obvious from explicit formulae for $P(C, M)$ at small C such as

$$P(1, M) = M^{-1}, \quad P(2, M) = M^{-1} H_{M-1} \quad (86)$$

and from explicit formulae for $\Pi(F, M)$ at small F

$$\Pi(0, M) = \frac{1}{M!}, \quad \Pi(1, M) = \frac{2^M - M - 1}{M!} \quad (87)$$

The distribution of introverts $R(I, M)$ is easier to compute than the distributions $P(C, M)$ and $\Pi(F, M)$. It turns out that each individual is introvert with probability $1/M$. This is obvious for the first individual, and requires a little calculation

$$\frac{1}{M-1} \left(1 - \frac{1}{M} \right) = \frac{1}{M}$$

for the second individual. Generally the k^{th} individual is introvert with probability

$$\frac{1}{M-k+1} \prod_{i=1}^{k-1} \left(1 - \frac{1}{M-i+1} \right) = \frac{1}{M} \quad (88)$$

Therefore the distribution of introverts is binomial

$$R(I, M) = \binom{M}{I} \left(1 - \frac{1}{M} \right)^{M-I} \left(\frac{1}{M} \right)^I \quad (89)$$

from which we conclude that $\langle I \rangle = 1$ for any M . In contrast to the distributions $P(C, M)$ and $\Pi(F, M)$, the distribution of introverts is asymptotically stationary

$$R(I, \infty) = \frac{e^{-1}}{I!} \quad (90)$$

Equation (82) yields $n_1(\infty) = \frac{1}{2}$. In Appendix A, we show that the degree distribution is asymptotically pure exponential

$$\lim_{M \rightarrow \infty} n_k(M) = 2^{-k} \quad (91)$$

When M is large but finite, (91) is applicable as long $\langle N_k(M) \rangle \gg 1$. Alternatively, k should be much smaller than the maximal degree $D(M)$. The maximal degree is found from the criterion (32) together with (91) to yield

$$D(M) \simeq \frac{\ln M}{\ln 2} \quad (92)$$

When $k \gtrsim \log_2(M)$, fluctuations of $N_k(M)$ become too large and these quantities are no longer self-averaging.

B. Linear choice: Model (70)

The average number of egocentric individuals, i.e., the average number of loops is

$$\langle \mathcal{L}(M) \rangle = \sum_{i=1}^M \frac{2}{(M-i+1)(M-i+2)} = \frac{2M}{M+1} \quad (93)$$

Thus $\langle \mathcal{L} \rangle \rightarrow 2$ when $M \rightarrow \infty$.

There is again at least one loop as the top rank individual maps to itself, $M \rightarrow M$. The probability to have one loop

$$Q(1, M) = \prod_{k=2}^M \left[1 - \frac{2}{k(k+1)} \right] = \frac{M+2}{3M} \quad (94)$$

approaches to $1/3$ when $M \rightarrow \infty$. The probability to have two loops

$$Q(2, M) = \frac{M+2}{3M} \sum_{j=2}^M \frac{2}{(j-1)(j+2)} \quad (95)$$

reduces to

$$Q(2, M) = \frac{(M-1)(11M^2 + 26M + 12)}{27M^2(M+1)} \quad (96)$$

and approaches to $11/27$ when $M \rightarrow \infty$. The probability to have three loops is

$$Q(3, M) = \frac{M+2}{3M} \sum_{2 \leq j < k \leq M} \frac{4}{(j-1)(j+2)(k-1)(k+2)}$$

An exact expression of the sum through special functions is rather cumbersome, so we just give

$$Q(3, \infty) = \frac{107 - 6\pi^2}{243} = 0.196\,635\,282\dots \quad (97)$$

Generalizing above results for small number of loops we arrive at the general formula

$$Q(\mathcal{L}+1, M) = \frac{M+2}{3M} \sum_{2 \leq j_1 < \dots < j_{\mathcal{L}} \leq M} \prod_{\nu=1}^{\mathcal{L}} \frac{2}{(j_{\nu}-1)(j_{\nu}+2)}$$

Taking the $M \rightarrow \infty$ limit and keeping \mathcal{L} finite we obtain

$$Q(\mathcal{L}+1, \infty) = \frac{2^{\mathcal{L}}}{3} \sum_{1 \leq j_1 < \dots < j_{\mathcal{L}}} \prod_{\nu=1}^{\mathcal{L}} \frac{1}{j_{\nu}(j_{\nu}+3)} \quad (98)$$

The asymptotic probability to have four loops admits a simple expression resembling (97):

$$Q(4, \infty) = \frac{1003 - 90\pi^2}{2187} = 0.052\,462\,553\dots \quad (99)$$

We have not found compact formulas for asymptotic probabilities $Q(\mathcal{L}, \infty)$ with $\mathcal{L} > 4$.

Returning to finite M we also note that the maximal number of loops, i.e., the probability that all individuals are introverts, is

$$Q(M, M) = \frac{2^M}{M!(M+1)!} \quad (100)$$

Using the definition of the map, Eq. (70), one finds the average number of followers is given by the sum

$$\langle F \rangle = \langle N_1 \rangle = \sum_{j=1}^M \Psi_j(M) \quad (101)$$

where we have used shorthand notation

$$\Psi_j(M) = \prod_{i=1}^j \left[1 - \frac{2(j-i+1)}{(M-i+1)(M-i+2)} \right] \quad (102)$$

A straightforward analysis (see Appendix B for details) yields the large M asymptotic:

$$\lim_{M \rightarrow \infty} \frac{\langle F \rangle}{M} = n_1 = \frac{e^2 - 5}{4} = 0.59726402473\dots \quad (103)$$

In Appendix B we also determine the degree distribution for the model (70):

$$n_k = \int_0^1 dx (1-x)^2 e^{2x} \frac{[J(x)]^{k-1}}{(k-1)!} \quad (104)$$

where we shortly write

$$J(x) = \int_0^x dy \frac{2(x-y)}{(1-y)^2} = -2[x + \ln(1-x)] \quad (105)$$

An asymptotic analysis of (104)–(105) allows one to deduce the large k tail of the degree distribution

$$n_k \simeq \frac{1}{2e} \left(\frac{2}{3} \right)^k \quad (106)$$

Using criterion (32) together with (106) we find that the maximal degree exhibits a logarithmic growth

$$D(M) \simeq \frac{\ln M}{\ln(3/2)} \quad (107)$$

Similarly to (88) we find that the k^{th} individual is introvert with probability

$$I_k(M) = \frac{2\Psi_k(M)}{(M-k+1)(M-k+2) - 2} \quad (108)$$

Using the asymptotic behavior of $\Psi_k(M)$ which is derived by employing a continuum approach, see Appendix B, we deduce

$$I_k(M) \simeq \frac{2}{M^2} e^{2k/M} \quad (109)$$

The average number of introverts decays as

$$\langle I(M) \rangle = \sum_{k=1}^M I_k(M) \simeq \frac{e^2 - 1}{M} \quad (110)$$

C. Inverse linear choice: Model (71)

The average number of egocentric individuals is

$$\langle \mathcal{L}(M) \rangle = \sum_{k=1}^M \frac{1}{H_k} \quad (111)$$

In previous models the average number of egocentric individuals remained finite when $M \rightarrow \infty$, the only exception is the model (69) where the number of egocentric individuals diverges, albeit very slowly (logarithmically). In the present model the divergence is much more fast:

$$\langle \mathcal{L}(M) \rangle \simeq \frac{M}{\ln M} \quad (112)$$

The probability to have exactly one egocentric

$$Q(1, M) = \prod_{k=2}^M \left[1 - \frac{1}{H_k} \right] \quad (113)$$

is very small when M is large

$$\ln Q(1, M) = -\frac{M}{\ln M} + \mathcal{O}\left[\frac{M}{(\ln M)^2}\right]$$

The maximal number of egocentrics occurs with probability

$$Q(M, M) = \prod_{k=1}^M \frac{1}{H_k} \quad (114)$$

which decays faster than exponentially but slower than factorially with M :

$$Q(M, M) \asymp e^{-M \ln(\ln M)} \quad (115)$$

(Here $A \asymp B$ when $M \rightarrow \infty$ means the asymptotic equality of the logarithms: $\lim_{M \rightarrow \infty} \frac{\ln A}{\ln B} = 1$.)

The average number of followers is given by

$$\langle F \rangle = \sum_{j=1}^M \prod_{i=1}^j \left[1 - \frac{1}{(j-i+1)H_{M-i+1}} \right] \quad (116)$$

The asymptotic behavior is slightly sub-linear, namely

$$\langle F \rangle \simeq \frac{M}{\ln M} \quad (117)$$

as we show in Appendix B. Hence in the model (71) the fraction of followers asymptotically vanishes, although slowly as inverse logarithm: $n_1 \simeq (\ln M)^{-1}$. Moreover

$$n_k \simeq \frac{1}{\ln M} \frac{1}{(k-1)!} \quad (118)$$

as we show in Appendix B.

As before we find that the k^{th} individual is introvert with probability

$$I_k(M) = \frac{1}{H_{M-k+1}} \prod_{j=2}^k \left[1 - \frac{1}{jH_{M-k+j}} \right] \quad (119)$$

Using this exact formula one finds that the average number of introverts diverges as

$$\langle I(M) \rangle \simeq e^{-1} \frac{M}{\ln M} \quad (120)$$

Thus in the realm of model (71) the number of egocentrics is asymptotically the same as the number of followers, cf. (112) and (117), and about 37% of egocentrics are introverts.

D. The algebraic family of models (72)

The average number of egocentric individuals

$$\langle \mathcal{L}(M) \rangle = \sum_{k=1}^M \frac{1}{S_k(a)}, \quad S_k(a) = \sum_{p=1}^k p^a \quad (121)$$

The average number of egocentric individuals diverges as

$$\langle \mathcal{L}(M) \rangle \simeq -\frac{a+1}{aM^a} \quad (122)$$

when $-1 < a < 0$ and saturates to

$$\lim_{M \rightarrow \infty} \langle \mathcal{L}(M) \rangle = \sigma(a) = \sum_{k=1}^{\infty} \frac{1}{S_k(a)} \quad (123)$$

when $a > 0$. This $\sigma(a)$ is a monotonically decaying function of a , see Fig. 5. Here are a few special values and asymptotic behaviors:

$$\begin{aligned} \sigma(1) &= 2 \\ \sigma(2) &= 6(3 - 4 \ln 2) = 1.364467\dots \\ \sigma(3) &= \frac{4}{3}\pi^2 - 12 = 1.159472\dots \\ \sigma(a) &\simeq a^{-1} \quad 0 < a \ll 1 \\ \sigma(a) - 1 &\simeq 2^{-a} \quad a \gg 1 \end{aligned}$$

The probability to have exactly one egocentric is

$$Q(1, M) = \prod_{k=2}^M \left[1 - \frac{1}{S_k(a)} \right] \quad (124)$$

from which

$$Q(1, M) = \begin{cases} \asymp \exp\left[\frac{a+1}{aM^a}\right] & -1 < a < 0 \\ M^{-1} & a = 0 \\ \simeq Q_1(a) & a > 0 \end{cases} \quad (125)$$

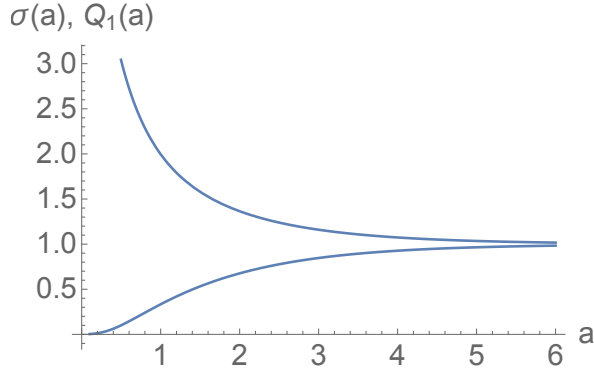


FIG. 5. Top: The average number of egocentrics $\sigma(a)$ given by (123). Bottom: The probability $Q_1(a)$ to have exactly one egocentric individual given by (124). Shown are results for the one-parameter family of models (72).

with

$$Q_1(a) = \prod_{k=2}^{\infty} \left[1 - \frac{1}{S_k(a)} \right] \quad (126)$$

Here are a few special values and asymptotic behaviors:

$$\begin{aligned} Q_1(1) &= \frac{1}{3} \\ Q_1(2) &= \frac{3\sqrt{\pi}}{2\Gamma\left[\frac{13-\sqrt{-23}}{4}\right]\Gamma\left[\frac{13+\sqrt{-23}}{4}\right]} = 0.676\,285\dots \\ Q_1(3) &= (12\pi)^{-1} \cosh\left[\frac{\pi\sqrt{7}}{2}\right] = 0.846\,536\dots \\ Q_1(a) &\asymp e^{-1/a} \quad 0 < a \ll 1 \\ 1 - Q_1(a) &\simeq 2^{-a} \quad a \gg 1 \end{aligned}$$

The probability $Q_1(a)$ to have one egocentric individual is an increasing function of a , see Fig. 5.

The probability to have two egocentric individuals is given by

$$Q(2, M) = Q(1, M) \sum_{k=2}^M \frac{1}{S_k(a) - 1} \quad (127)$$

Generally $Q(\mathcal{L}, M) \rightarrow Q(\mathcal{L}, \infty) \equiv Q_{\mathcal{L}}(a)$ when $a > 0$ with

$$Q_{\mathcal{L}}(a) = Q_1(a) \sum_{2 \leq j_1 < \dots < j_{\mathcal{L}}} \prod_{n=1}^{\mathcal{L}} \frac{1}{S_{j_n}(a) - 1} \quad (128)$$

The probability that all individuals are egocentrics (they are all introverts in this extreme situation) is

$$Q(M, M) = \prod_{k=1}^M \frac{1}{S_k(a)} \quad (129)$$

V. REWIRING

So far, we have analyzed static random maps. Evolving random maps constitute a large and unexplored class of random maps. Let us briefly look at random maps evolving through rewiring: The population size remains fixed while the map varies. For instance, individuals may want to rewire to more connected individuals (i.e., those with higher degrees). We assume that individuals attempting rewiring rely only on local information. Here is a specific example of the rewiring procedure. Starting with a random initial map, we implement rewiring as follows:

1. At each time step a randomly chosen individual, say x , inspects its expert $f(x)$ and the secondary expert $f[f(x)]$.
2. If the degree of the secondary expert exceeds the degree of the expert, $k[f[f(x)]] > k[f(x)]$, the switch from $x \rightarrow f(x)$ to $x \rightarrow f[f(x)]$ occurs; otherwise, the rewiring attempt fails.

Thus the final map obeys the constraints:

$$k[f[f(x)]] \leq k[f(x)] \quad \text{for all } x \in S \quad (130)$$

After a certain number of rewiring steps, the process comes to a halt. One would like to understand how the average number of rewiring steps scales with M . For instance, applying the rewiring procedure to the map shown in Fig. 1 reduces each community to the directed star graph. An example of a directed star graph is shown in Fig. 6 (bottom). Generally, during the rewiring procedure, a follower remains a follower, while an expert may become a follower. Thus the number of followers increases, and the number of experts decreases. If there is a single individual with a maximal degree in a community, the degree of this individual may only increase. Only cycles and directed star graphs are stable under rewiring (see also Fig. 6). Thus communities of a final map are either cycles and directed star graphs.

We know the average number of communities in classical random graphs, Eq. (5). If the community is a cycle, it remains a cycle; otherwise, it turns into a directed star graph. Each directed star graph has one expert; for a cycle S_{ℓ} of length ℓ , the number of experts is ℓ . Thus we have a lower bound $E \geq C$ for the total number of experts after rewiring, leading to

$$\langle E \rangle \geq \langle C \rangle = \frac{1}{2} \ln M + O(1) \quad (131)$$

This lower bound seems qualitatively correct, namely we anticipate a logarithmic growth law

$$\langle E \rangle = B \ln M \quad (132)$$

An obvious challenge is to determine the amplitude B .

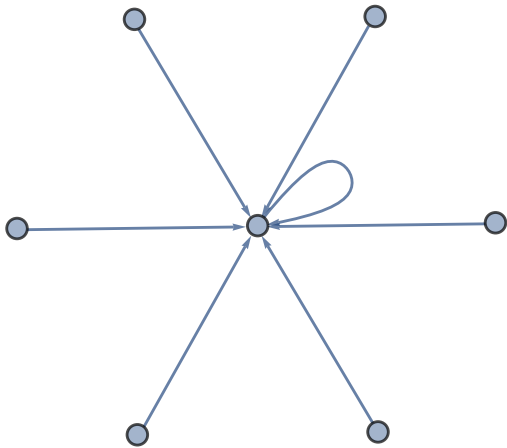
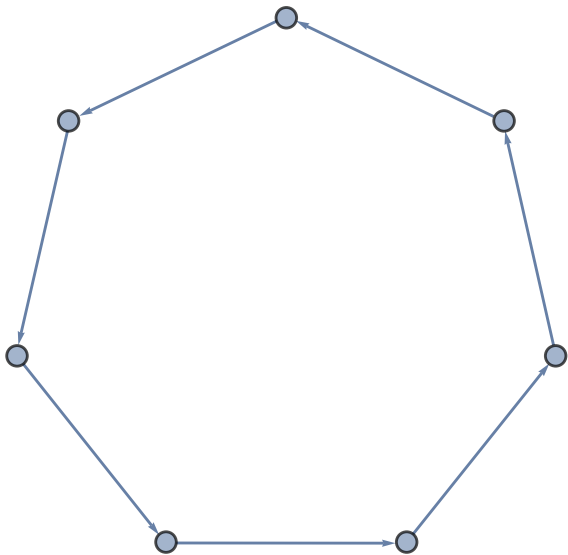


FIG. 6. The graph on the top is a cycle stable under rewiring. This graph saturates the upper bound $E = M$. The graph on the bottom is a directed star also stable under rewiring. This graph saturates the lower bound, $E = 1$.

VI. EXPERTS, PROPHETS AND FOUNDERS

We shortly call a prophet an expert of the highest degree. For random maps compatible with ranking, the founder is the highest-rank individual. The founder maps to itself, so the founder is an expert, moreover, an ego-centric. One would like to compute the probability F_M that the founder is a prophet.

The total number of experts varies within the bounds $1 \leq E \leq M$. There is one map with $E = 1$, a directed star with a loop from the center to itself; for $M = 7$, such

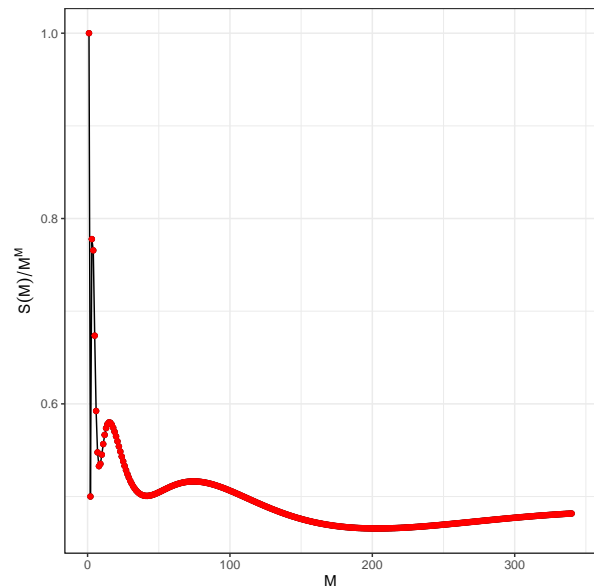


FIG. 7. The fraction of maps S_M/M^M with a single prophet. Exact results.

map is shown in Fig. 6 (bottom). Maps with $E = M$ are collections of cycles. The total number of prophets also varies within the bounds

$$1 \leq P \leq M \quad (133)$$

Maps with the maximal number of prophets, $P = M$, are collections of M loops. The probabilities of such extreme outcome in various random map models are given by (15), (50), (51), (81), (100), (114), (129). The opposite extreme is more challenging for analyses. The numbers $S(M)$ of maps with a single prophet when all M^M maps are possible have been recently computed via complicated recurrences [33]. Thus, the fraction of maps S_M/M^M with a single prophet is the probability that a classical random map has a single prophet. In scale-free networks, there is a single prophet with probability approaching unity in the $M \rightarrow \infty$ limit [34]. This is not so for classical random maps. For instance, according to Monte-Carlo simulations, a classical random map has a single prophet with probability close to 0.35 for $M = 3.2 \cdot 10^6$.

Exact results for M up to a few hundreds exhibit intriguing non-monotonic dependence on M , see Fig. 7. Numerical results obtained by Monte-Carlo simulations for larger range of M indicate never-ending oscillations, see Fig. 8 suggesting that the period of oscillations increases logarithmically with M . Heuristic arguments relying on the Poisson form (31) of the degree distribution of classical random maps suggest a slightly slower growth of period, namely $S(M)/M^M$ is a periodic function of $\ln(M)/\ln[\ln(M)]$. More precisely, the local maxima of $S(M)/M^M$ apparently approach a positive constant, while the local minima slowly decay to zero.

In some random map models, the number of experts

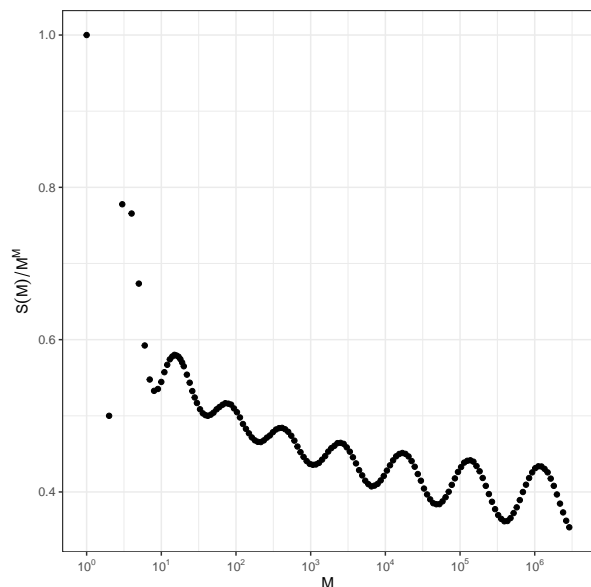


FIG. 8. The fraction of maps S_M/M^M with a single prophet versus M in a logarithmic scale. Monte-Carlo simulations.

is proportional to the population size. The linear scaling $\langle E \rangle \sim M$ is not necessarily a drawback, e.g., if expertise in everyday matters, a more active spouse in a family may be essentially an expert. Still, one anticipates that the number of experts can grow slower than linearly with population size. Perhaps a logarithmic growth is realized for the model with rewiring, cf. (132). Strictly speaking, we have only established the lower bound (131), so the logarithmic growth (132) has not been proven.

For classical random maps, the maximal degree is given by (33), i.e., it grows even slightly slower than logarithmically with M . Recall that for the family of fitness models (39), the maximal degree grows according to (67): if $a \geq 0$, the growth law identical to the growth law (33) of the classical random maps; if $-1 < a < 0$, the growth is algebraic, $D \sim M^{-a}$; if $a = -1$, a prophet has an almost macroscopic fraction of individuals among the followers, $D \simeq M/\ln M$.

Characteristics of prophets are sensitive to the type of random map. For models compatible with ranking, the most natural candidate for being a prophet is the founder, i.e., the highest rank individual. For the model (69), the average degree δ of the founder and the prophet [cf. Eq. (92)] grow logarithmically with M but with different amplitudes:

$$\delta = H_M \simeq \ln M, \quad D(M) \simeq \frac{\ln M}{\ln 2} \quad (134)$$

Hence for large M , it is unlikely that the prophet is the founder (the first individual in the dynamical interpretation of the RRM).

For the RRM, one can derive the entire degree distribution $\Phi(k, M)$ of the founder. This distribution satisfies

$$M\Phi(k, M) = \Phi(k-1, M-1) + (M-1)\Phi(k, M-1) \quad (135)$$

Solving this recurrence starting with $\Phi(k, 1) = \delta_{k,1}$ gives the announced result (4). Using the identity [32]

$$\sum_{k=1}^M \binom{M}{k} x^k = x(x+1)\cdots(x+M-1) \quad (136)$$

one can deduce exact formulas for the average $\delta = \langle k \rangle$ and higher moments.

In the RRM of the large size M , the founder is the prophet with probability

$$F_M \sim \sum_{k > D(M)} \Phi(k, M) \quad (137)$$

The degree of the prophet is a random variable with small fluctuation when $M \gg 1$. This feature justifies using the average degree $D(M)$ of the prophet in the sum in (137). Using (4), (136) and the Cauchy theorem, we express $\Phi(k, M)$ as the contour integral

$$\Phi(k, M) = \frac{1}{2\pi\sqrt{-1}} \oint \frac{dx}{x^k} \frac{(x+1)\cdots(x+M-1)}{M!}$$

We then compute the integral in the $M \rightarrow \infty$ limit by applying the saddle point technique. In the interesting situation when $k = \kappa \ln M$ with $\kappa > 1$ we get

$$\Phi(k, M) \sim M^{\kappa-1-\kappa \ln \kappa} (\ln M)^{-1/2} \quad (138)$$

Combining this with (137) and noticing that $k = D(M)$ when $\kappa = 1/\ln 2$, we deduce the probability

$$F_M \sim M^{-\epsilon} (\ln M)^{-1/2}, \quad \epsilon = 1 - \frac{1 + \ln \ln 2}{\ln 2} \quad (139)$$

that the founder is the prophet. The exponent ϵ arises in a surprisingly large number of similarly unrelated problems related to divisors [35–37], random permutations [38–40], averaging processes [41], etc.

The RRM resembles recursive random trees (RRTs) [42–44], a null model of growing networks [45–47] where individuals arrive one by one and map upon arriving to already present individuals. There are no loops in the RRT, but the distinction between the models vanishes as $M \rightarrow \infty$, and the chief properties of the maximal degree are expected to be similar. For RRTs, the evolution of the maximal degree was studied in [48] where (139) was derived. Another interesting result of [48] is that the expected difference between the maximal rank M and the rank of the prophet, equivalently, the population size \mathcal{P} when the prophet was born, scales sub-linearly

$$\mathcal{P} \sim M^\psi, \quad \psi = 2 - \log_2 3 \quad (140)$$

For the model (70), the average degree of the founder

$$\delta = \sum_{i=1}^M \frac{2}{M-i+2} = 2[H_{M+1} - 1] \simeq 2 \ln M \quad (141)$$

grows logarithmically with M as the degree of the prophet, Eq. (107), but the latter grows with larger amplitude $[\ln(3/2)]^{-1} \simeq 2.466$.

For the model (71), the average degree of the founder grows much slower than the degree of the prophet

$$\delta = \sum_{k=1}^M \frac{1}{kH_k} \simeq \ln(\ln M), \quad D(M) \simeq \frac{\ln M}{\ln(\ln M)} \quad (142)$$

The degree of the prophet is found from the criterion

$$1 \sim M \sum_{k>D(M)} n_k \simeq \frac{M/\ln M}{[D(M)]!}$$

where we have used the degree distribution (118) and then extracted the asymptotic using the Stirling formula.

VII. DISCUSSION

We devised random map models with sociological flavor, and explored their basic properties, e.g., the numbers of experts, followers, prophets, egocentrics, and introverts. Specifically, we analyzed random maps compatible with fitness or ranking. Some of our results for the average number of egocentrics and introverts in various random map models are collected in Table I. The number of egocentrics may increase with M . This phenomenon occurs in models (69) and (71). In the former model, the number of egocentrics diverges logarithmically with the total number of individuals M ; in the latter model, it diverges almost linearly, cf. Eq. (112).

In Sect. VI, we analyzed prophets and founders. Random maps in which the number of individuals increases provide an attractive setup for studying prophets. One can ask about the size of the population when a prophet was born, the probability that an earlier prophet remains the prophet throughout the evolution, the total number of distinct prophets that appeared throughout history. Equations (140)–(139) give answers to some of these questions for RRMs. The average number of lead changes increases as $\ln M$ for RRMs, see [48]. The number of distinct prophets is not affected by leap-frogging, so it is smaller than the number of lead change. The average number of distinct prophets that appeared during the RRM evolution up to size M is unknown.

Random maps compatible with ranking naturally arise in the dynamical setting. Individuals arrive one by one, and each new individual x immediately maps to $f(x)$, one of already present individuals (including itself). The RRM corresponds to the uniform choice. We now define another simple model. The *preliminary* choice is uniform. We postulate that $f(x) = x$ is accepted, but if $f(x) \neq x$, we redirect to the image of the preliminary choice, i.e., the final choice is $f[f(x)]$. We thus obtain recursive random maps with redirection (RRMR). In the RRMR, the community of the founder is a directed star graph as in Fig. 6 (bottom). As the RRM model, the RRMR model

is parameter-free and may be tractable. Some characteristics of these two models are identical, e.g., the probability distribution of the number of communities is given by the same formula (3). Other characteristics differ and are sometimes easier to determine for the RRMR. For instance, the degree distribution $\Phi(k, M)$ of the founder of the RRMR satisfies

$$M\Phi(k, M) = (k-1)\Phi(k-1, M-1) + (M-k)\Phi(k, M-1)$$

Solving this recurrence starting with $\Phi(k, 1) = \delta_{k,1}$ we find that the degree distribution of the founder is flat

$$\Phi(k, M) = M^{-1}, \quad k = 1, \dots, M \quad (143)$$

For the RRMR, the degree of the founder tends to be higher than in the RRM. Indeed, using (144) we find the average degree of the founder

$$\delta = \frac{M+1}{2} \quad (144)$$

significantly exceeding the average degree of the founder $\delta = H_M$ for the RRM.

The dynamical setting may help to appropriate the techniques developed for studying similar types of growing random trees [48–50] to exploring more subtle questions about prophets and the founder for the RRMR and other dynamical random maps compatible with ranking.

Vertices of anomalously high degrees are widespread in modern communication and social networks. Referring to such vertices as prophets is questionable. Intuitively, a prophet is more like a central vertex in the largest community, and the size of the community appears to be a more interesting quantity than the degree of the prophet. Thus, rather than studying the degrees of prophets and founder (in random maps compatible with ranking), one could investigate the largest community and the primordial community (containing the founder).

The size distribution of the largest community is difficult to probe analytically. In most random map models, the distribution $\Psi(s, M)$ of the size s of the largest community acquires the scaling form

$$\Psi(s, M) = M^{-1}\psi(\sigma) \quad (145)$$

in the scaling limit

$$s \rightarrow \infty, \quad M \rightarrow \infty, \quad \sigma = \frac{s}{M} = \text{finite} \quad (146)$$

The rescaled size distribution $\psi(\sigma)$ has singularities at $\sigma = 1/m$ with $m = 2, 3, \dots$ that become weaker and weaker as m increases. The origin of these singularities is easy to appreciate: One community may have size exceeding $M/2$, i.e., in the $\frac{1}{2} < \sigma < 1$ range; two communities may have size in the $\frac{1}{3} < \sigma < \frac{1}{2}$ range; etc. This infinite set of singularities prevents an analytical determination of $\psi(\sigma)$.

The rescaled size distribution for classical random maps was probed numerically in [19]. The average size of the largest community is close to $0.75782 M$, see [9].

For the RRM, the rescaled size distribution and the average size of the largest community are unknown. The primordial community keeps identity throughout the evolution, and its properties are easy to access. The size distribution $\mathcal{P}(s, M)$ of the primordial community is flat

$$\mathcal{P}(s, M) = M^{-1}, \quad s = 1, \dots, M \quad (147)$$

Therefore, the average size of the primordial community is $\langle s \rangle = \frac{M+1}{2}$. The average size of the largest community exceeds the average size of the primordial community and also scales linearly with M , namely, as λM with $\lambda > \frac{1}{2}$. Computing the amplitude λ might be feasible; we leave it for future work.

I benefitted from discussions with Mirta Galesic and Sid Redner. I am very grateful to Aaron Schweiger, the author of the sequence [33], for preparing Figs. 7–8, reading the manuscript, and providing helpful suggestions.

Appendix A: Recursive random maps (RRMs)

Here we consider an evolving random map with a growing number of individuals. Namely, we postulate that individuals arrive one by one, and each new individual x immediately maps to an individual that we denote $f(x)$. As in classical random maps, we postulate that the image $f(x)$ is chosen uniformly and randomly among all present individuals, including x . The outcome is a recursive random map (RRM) model.

If the choice is uniform but excludes the new individual, $f(x) \neq x$, the outcome is a recursive random tree [45–47]. As a random map, it contains a single community and no egocentrics and is less interesting for our purposes than RRM. A model of growing random hypergraphs known as random recursive hypergraphs [51] also overlaps with RRM.

The number of communities $C(M)$ is a random variable that grows according to

$$C(M) = \begin{cases} C(M-1) & \text{prob } 1 - M^{-1} \\ C(M-1) + 1 & \text{prob } M^{-1} \end{cases} \quad (A1)$$

In particular, the average satisfies the recurrence

$$\langle C(M) \rangle = \langle C(M-1) \rangle + M^{-1} \quad (A2)$$

which is solved to yield

$$\langle C(M) \rangle = H_M \quad (A3)$$

More generally, using (A1) we find that the probability distribution defined by Eq. (83) satisfies

$$P(C, M) = (1 - M^{-1})P(C, M-1) + M^{-1}P(C-1, M-1) \quad (A4)$$

The initial condition is

$$P(C, 1) = \delta_{C,1} \quad (A5)$$

When $C = 1$, Eq. (A4) reduces to

$$P(1, M) = (1 - M^{-1})P(1, M-1)$$

Solving this recurrence subject to $P(1, 1) = 1$ yields

$$P(1, M) = M^{-1} \quad (A6)$$

Using (A6) we recast (A4) for $C = 2$ into

$$P(2, M) = (1 - M^{-1})P(2, M-1) + \frac{1}{M(M-1)}$$

Solving this recurrence subject to $P(2, 1) = 0$ yields

$$P(2, M) = M^{-1}H_{M-1} \quad (A7)$$

for $M \geq 2$. Collecting (A6) and (A7) give (86).

We now derive the announced general solution (3). We multiply (A4) by $M!$ and notice that $M!P(C, M)$ satisfies an addition formula for the Stirling numbers $\left[\begin{smallmatrix} M \\ C \end{smallmatrix} \right]$ of the first kind [32]. The initial condition (A5) agrees with the standard initial condition for the Stirling numbers of the first kind, and we arrive at (3).

Using (3) and identities for the relevant Stirling numbers of the first kind, we extract the probabilities that the number of communities is close to maximal:

$$\begin{aligned} P(M, M) &= \frac{1}{M!} \\ P(M-1, M) &= \frac{1}{M!} \binom{M}{2} \\ P(M-2, M) &= \frac{1}{M!} \frac{3M-1}{4} \binom{M}{3} \\ P(M-3, M) &= \frac{1}{M!} \binom{M}{2} \binom{M}{4} \end{aligned} \quad (A8)$$

etc. In the complimentary limit of $C = O(1)$ and $M \gg 1$

$$P(C, M) \simeq M^{-1} \frac{(\ln M)^{C-1}}{(C-1)!} \quad (A9)$$

Every new community starts as a loop, so $C = \mathcal{L}$. This is not applicable to all maps, e.g., for the map shown in Fig. 1 we have $C = 3$ and $\mathcal{L} = 1$. For RRM, however, the equality $C = \mathcal{L}$ always holds. Thus (86) imply

$$Q(1, M) = M^{-1}, \quad Q(2, M) = M^{-1}H_{M-1}$$

and one can similarly re-express (A3) and (A8)–(A9).

These results are identical to the results for *static* random maps compatible with ranking and satisfying (69). To establish an isomorphism between the dynamic RRM model and the static model (69) we label individuals in the dynamic RRM model in reverse order. Indeed, if we grow the random map to size M , we assign rank M to the first individual, rank $M-1$ to the second individual, etc.; the equivalence of the rules is then easy to appreciate.

Let us now compute the distribution of the number of followers. The definition of the RRM implies that $F(M)$ is a random variable evolving according to

$$F(M+1) = \begin{cases} F(M) & \text{prob } \frac{F(M)+1}{M+1} \\ F(M)+1 & \text{prob } \frac{M-F(M)}{M+1} \end{cases} \quad (\text{A10})$$

Indeed, the number of followers does not change if the newly-introduced individual maps to a follower or itself. This happens with probability $\frac{F(M)+1}{M+1}$. Otherwise, the number of followers increases by one. The stochastic rule (A10) implies that the probability distribution defined by Eq. (85) satisfies

$$M\Pi(F, M) = (F+1)\Pi(F, M-1) + (M-F)\Pi(F-1, M-1) \quad (\text{A11})$$

Multiplying Eq. (A11) by $(M-1)!$ and noticing that $M!\Pi(F, M)$ satisfies recurrence identical to the addition formula for Eulerian numbers [30–32] we arrive at the announced result (2). Explicit expressions [32]

$$\begin{aligned} \left\langle \begin{matrix} M \\ 0 \end{matrix} \right\rangle &= 1 \\ \left\langle \begin{matrix} M \\ 1 \end{matrix} \right\rangle &= 2^M - M - 1 \\ \left\langle \begin{matrix} M \\ 2 \end{matrix} \right\rangle &= 3^M - (M+1)2^M + \binom{M+1}{2} \\ \left\langle \begin{matrix} M \\ 3 \end{matrix} \right\rangle &= 4^M - (M+1)3^M + 2^M \binom{M+1}{2} - \binom{M+1}{3} \end{aligned}$$

for Eulerian numbers give $\Pi(F, M)$ for $F = 0, 1, 2, 3$. While $\Pi(0, M) = 1/M!$ is obvious from the definition of the RRM, a straightforward derivation of $\Pi(F, M)$ for $F = 1, 2, 3$ is laborious. Explicit results for $\Pi(F, M)$ with $F = M-1, M-2, M-3, M-4$ then follow from the mirror symmetry between Eulerian numbers [32]

$$\left\langle \begin{matrix} M \\ F \end{matrix} \right\rangle = \left\langle \begin{matrix} M \\ M-1-F \end{matrix} \right\rangle \quad (\text{A12})$$

We now derive the announced asymptotic behavior (91) of the degree distribution. The number of vertices of degree $k \geq 2$ evolves according to stochastic rules

$$N_k(M+1) = \begin{cases} N_k(M) - 1 & \text{prob } \frac{N_k(M)}{M+1} \\ N_k(M) + 1 & \text{prob } \frac{N_{k-1}(M)}{M+1} \\ N_k(M) & \text{prob } 1 - \frac{N_{k-1}(M) + N_k(M)}{M+1} \end{cases}$$

Averaging above equation yields the recurrence

$$(M+1)\langle N_k(M+1) \rangle = M\langle N_k(M) \rangle + \langle N_{k-1}(M) \rangle \quad (\text{A13})$$

When $k = 2$, this recurrence gives

$$(M+1)\langle N_2(M+1) \rangle = M\langle N_2(M) \rangle + \frac{M-1}{2} \quad (\text{A14})$$

where we have used

$$\langle N_1(M) \rangle = \langle F(M) \rangle = \frac{M-1}{2}$$

The initial graph is a loop. Solving (A14) subject to the initial condition $N_2(1) = 1$ yields

$$n_2(M) = \frac{1}{4} - \frac{3}{4}M^{-1} + \frac{3}{2}M^{-2} \quad (\text{A15})$$

Specializing (A13) to $k = 3$ and using (A15) we obtain

$$(M+1)\langle N_3(M+1) \rangle = M\langle N_3(M) \rangle + \frac{M}{4} - \frac{3}{4} + \frac{3}{2}M^{-1}$$

which we solve subject to $N_3(1) = 0$ to yield

$$n_3(M) = \frac{1}{8} - \frac{7}{8}M^{-1} + \frac{3+6H_{M-1}}{4M^2} \quad (\text{A16})$$

Continuing one deduces exact results for $n_k(M)$ that become more and more cumbersome as k increases. The most important leading and sub-leading terms are simple. In the $M \rightarrow \infty$ limit, the recurrence (A13) simplifies to $2n_k = n_{k-1}$ from which we deduce (91). A more careful asymptotic analysis of (A13) allows one to extract the sub-leading term:

$$n_k(M) = 2^{-k} - (1-2^{-k})M^{-1} + \dots \quad (\text{A17})$$

Appendix B: Derivation of (103)–(104) and (117)–(118)

To compute the sum in Eq. (101) we first simplify $\Psi_j(M)$ defined by (102). Taking the logarithm of the product in (102) we obtain the sum

$$\ln \Psi_j(M) = \sum_{k=1}^j \ln \left[1 - \frac{2k}{(M-j+k)(M-j+k+1)} \right]$$

where $k = j - i + 1$. Replacing summation on the right-hand side by integration (this is justifiable since we are interested in the $M \rightarrow \infty$ behavior) we arrive at

$$\ln \Psi_j(M) \simeq \int_0^j dk \ln \left[1 - \frac{2k}{(M-j+k)^2} \right]$$

in the leading order. Expanding the logarithm and keeping the leading term we obtain

$$\frac{\ln \Psi_j(M)}{2} \simeq - \int_0^j \frac{k dk}{(M-j+k)^2} = \frac{j}{M} + \ln \left(1 - \frac{j}{M} \right)$$

Plugging this into (101) and replacing summation over j by integration over $x = j/M$ we obtain

$$\langle F \rangle \simeq M \int_0^1 dx (1-x)^2 e^{2x} \quad (\text{B1})$$

Similarly to $\langle F \rangle = \langle N_1 \rangle$ one finds

$$\langle N_2 \rangle = \sum_{j=1}^M \sum_{i=1}^j \frac{2(j-i+1) \Psi_j(M)}{(M-i+1)(M-i+2) - 2(j-i+1)}$$

Replacing summations by integrations one gets

$$n_2 = \int_0^1 dx (1-x)^2 e^{2x} J(x) \quad (\text{B2})$$

with $J(x)$ given by (105).

Similarly one derives a general formula for $\langle N_k \rangle$ involving k sums. Summations can be replaced by integrations when $M \rightarrow \infty$. This leads to the announced Eq. (104).

One can explicitly compute n_k for small k . The integral in (B1) is $(e^2 - 5)/4$ leading to the announced result (103). Computing the integral in (B2) we obtain

$$n_2 = -1 + \frac{1}{2} e^2 C, \quad C = \gamma + \ln 2 - 1 + \int_2^\infty \frac{dt}{t} e^{-t} \quad (\text{B3})$$

where we have introduced the quantity C that appears in n_k probably for all $k \geq 2$. Indeed, computing the integrals in Eq. (104) one gets

$$\begin{aligned} n_3 &= 2e^2 S_3 - \frac{5e^2+1}{4} - e^2 C \\ n_4 &= 4e^2 (S_4 - S_3) - \frac{e^2+9}{12} - \frac{1}{2} e^2 C \\ n_5 &= 2e^2 (4S_5 - 4S_4 - S_3) + \frac{13e^2-11}{12} + \frac{5}{6} e^2 C \end{aligned} \quad (\text{B4})$$

etc. where we shortly write

$$S_p \equiv \sum_{j \geq 0} \frac{1}{(j+1)^p} \frac{(-2)^j}{j!} \quad (\text{B5})$$

Here are a few numerical values:

$$\begin{aligned} n_1 &= 0.59726402473266 \dots \\ n_2 &= 0.17952742450736 \dots \\ n_3 &= 0.08878616080733 \dots \\ n_4 &= 0.05031763625502 \dots \\ n_5 &= 0.03034754225441 \dots \end{aligned}$$

To establish (117) we use (101) with

$$\Psi_j(M) = \prod_{i=1}^j \left[1 - \frac{1}{(j-i+1)H_{M-i+1}} \right] \quad (\text{B6})$$

Taking the logarithm we obtain the sum

$$\ln \Psi_j(M) = \sum_{k=1}^j \ln \left[1 - \frac{1}{kH_{M-j+k}} \right]$$

where $k = j - i + 1$. The asymptotic behavior is

$$\ln \Psi_j(M) \simeq -\frac{H_j}{H_M} \quad (\text{B7})$$

Combining (101) and (B7) we obtain

$$\begin{aligned} \langle N_1 \rangle &= \sum_{j=1}^M \Psi_j(M) \\ &\simeq \int_1^M dj \exp \left[-\frac{\ln j}{\ln M} \right] \simeq \int_1^M dj \left[1 - \frac{\ln j}{\ln M} \right] \end{aligned}$$

leading to (117). Similarly we find

$$\begin{aligned} \langle N_2 \rangle &= \sum_{j=1}^M \sum_{i=1}^j \frac{\Psi_j(M)}{(j-i+1)H_{M-i+1} - 1} \\ &\simeq \sum_{j=1}^M \frac{\Psi_j(M)H_j}{H_M} \simeq \int_1^M dj \left[1 - \frac{\ln j}{\ln M} \right] \frac{\ln j}{\ln M} \end{aligned}$$

leading to $n_2 \simeq (\ln M)^{-1}$.

A general formula for $\langle N_k \rangle$ involves k sums. Simplifying it as above and replacing summations by integrations one establishes (118).

-
- [1] M. D. Kruskal, "The expected number of components under a random mapping function," *Amer. Math. Monthly* **61**, 392–397 (1954).
- [2] L. Katz, "Probability of indecomposability of a random mapping function," *Ann. Math. Statist.* **26**, 512–517 (1955).
- [3] V. E. Stepanov, "Limit distributions of certain characteristics of random mappings," *Theory Probab. Appl.* **14**, 612–626 (1969).
- [4] V. E. Stepanov, "Random mappings with a single attracting center," *Theory Probab. Appl.* **16**, 155–162 (1971).
- [5] B. Harris, "Probability distributions related to random mappings," *Ann. Math. Statist.* **31**, 1045–1062 (1960).
- [6] V. F. Kolchin, *Random Mappings* (Springer, New York, NY, 1986).
- [7] I. B. Gertsbakh, "Epidemic process on a random graph: Some preliminary results," *J. Appl. Probab.* **14**, 427–438 (1977).
- [8] B. Pittel, "On distributions related to transitive closures of random finite mappings," *Ann. Probab.* **11**, 428–441 (1983).

- [9] P. Flajolet and A. M. Odlyzko, “Random mapping statistics,” in *Advances in Cryptology. Lecture Notes in Computer Science*, Vol. 434, edited by J.-J. Quisquater and J. Vandewalle (Springer, Berlin, 1990) pp. 329–354.
- [10] J.-J. Quisquater and J.-P. Descaillie, “How easy is collision search? Application to DES,” in *Advances in Cryptology. Lecture Notes in Computer Science*, Vol. 434, edited by J.-J. Quisquater and J. Vandewalle (Springer, Berlin, 1990) pp. 1–58.
- [11] J. C. Hansen and J. Jaworski, “Random mappings with exchangeable in-degrees,” *Random Struct. Algorithms* **33**, 105–128 (2008).
- [12] D. Aldous, G. Miermont, and J. Pitman, “Brownian bridge asymptotics for random p -mappings,” *Electron. J. Probab.* **9**, 37–56 (2004).
- [13] J. C. Hansen and J. Jaworski, “Structural transition in random mappings,” *Electronic J. Combin.* **21**, P1.18 (2014).
- [14] M. Mungan and T. A. Witten, “Cyclic annealing as an iterated random map,” *Phys. Rev. E* **99**, 052132 (2019).
- [15] S. A. Kauffman, “Metabolic stability and epigenesis in randomly constructed genetic nets,” *J. Theor. Biol.* **22**, 437–467 (1969).
- [16] S. A. Kauffman and E. D. Weinberger, “The NK model of rugged fitness landscapes and its application to maturation of the immune response,” *J. Theor. Biol.* **141**, 211–245 (1989).
- [17] S. A. Kauffman, *The Origins of Order* (Oxford University Press, Oxford, 1993).
- [18] H. J. Hilhorst and M. Nijmeijer, “On the approach of the stationary state in Kauffman’s random Boolean network,” *J. Physique* **48**, 185–191 (1987).
- [19] B. Derrida and H. Flyvbjerg, “The random map model, a disordered model with deterministic dynamics,” *J. Physique* **48**, 971–978 (1987).
- [20] H. Flyvbjerg and N. J. Kjær, “Exact solution of Kauffman’s model with connectivity one,” *J. Phys. A* **21**, 1695–1718 (1988).
- [21] U. Bastolla and G. Parisi, “The modular structure of Kauffman networks,” *Physica D* **115**, 219–233 (1998).
- [22] B. Samuelsson and C. Troein, “Superpolynomial growth in the number of attractors in Kauffman networks,” *Phys. Rev. Lett.* **90**, 098701 (2003).
- [23] B. Drossel, T. Mihaljev, and F. Greil, “Number and length of attractors in a critical Kauffman model with connectivity one,” *Phys. Rev. Lett.* **94**, 088701 (2005).
- [24] V. Kaufman, T. Mihaljev, and B. Drossel, “Scaling in critical random Boolean networks,” *Phys. Rev. E* **72**, 046124 (2005).
- [25] F. Mori and A. Mochizuki, “Expected number of fixed points in Boolean networks with arbitrary topology,” *Phys. Rev. Lett.* **119**, 028301 (2017).
- [26] M. Galesic and D. L. Stein, “Statistical physics models of belief dynamics: Theory and empirical tests,” *Physica A* **519**, 275–294 (2019).
- [27] S. Wasserman and K. Faust, *Social Network Analysis* (Cambridge University Press, Cambridge, UK, 1994).
- [28] C. Castellano, S. Fortunato, and V. Loreto, “Statistical physics of social dynamics,” *Rev. Mod. Phys.* **81**, 591–646 (2009).
- [29] M. Tomasello, *Origins of Human Communication* (The MIT Press, Cambridge, MA, 2020).
- [30] L. Euler, “Methodus universalis series summandi ulterius promota,” *Comment. Acad. Sci. Petrop.* **8**, 147–158 (1736).
- [31] L. Euler, *Institutiones calculi differentialis cum eius usu in analysi finitorum ac doctrina serierum* (Academiae Imperialis Scientiarum Petropolitanae, St. Petersburg, 1755).
- [32] R. L. Graham, D. E. Knuth, and O. Patashnik, *Concrete Mathematics: A Foundation for Computer Science* (Addison-Wesley, Reading, Massachusetts, 1994).
- [33] N. J. A. Sloane, “Sequence A365061,” in *The On-Line Encyclopedia of Integer Sequences* (OEIS Foundation Inc., 2023).
- [34] P. L. Krapivsky and S. Redner, “Distinct degrees and their distribution in complex networks,” *J. Stat. Mech.* **2013**, P06002 (2013).
- [35] R. B. Hall and G. Tenenbaum, *Divisors* (Cambridge University Press, Cambridge, UK, 1988).
- [36] K. Ford, “The distribution of integers with a divisor in a given interval,” *Ann. Math.* **168**, 367–433 (2008).
- [37] K. Ford, “Integers with a divisor in $(y, 2y]$,” in *Anatomy of Integers. CRM Proceedings & Lecture Notes*, Vol. 46, edited by J.-M. De Koninck, A. Granville, and F. Luca (AMS, Providence, RI, 2008) pp. 65–80.
- [38] R. Pemantle, Y. Peres, and I. Rivin, “Four random permutations conjugated by an adversary generate s_n with high probability,” *Random Struct. Algorithms* **49**, 409–428 (2016).
- [39] S. Eberhard, K. Ford, and B. Green, “Permutations fixing a k -set,” *Intern. Math. Research Notices* **2016**, 6713–6731 (2016).
- [40] S. Eberhard, K. Ford, and D. Koukoulopoulos, “Permutations contained in transitive subgroups,” *Discrete Anal.* **12**, 34 (2016).
- [41] E. Ben-Naim and P. L. Krapivsky, “Monotonicity in the averaging process,” *J. Phys. A* **54**, 494002 (2021).
- [42] M. Tapia and B. Myers, “Generation of concave node-weighted trees,” *IEEE Transactions on Circuit Theory* **14**, 229–230 (1967).
- [43] A. Meir and J. W. Moon, “Cutting down recursive trees,” *Math. Biosciences* **21**, 173–181 (1974).
- [44] B. Pittel, “Note on the heights of random recursive trees and random m -ary search trees,” *Random Struct. Alg.* **5**, 337–347 (1994).
- [45] M. Newman, *Networks: An Introduction* (Oxford University Press, New York, 2010).
- [46] P. L. Krapivsky, S. Redner, and E. Ben-Naim, *A Kinetic View of Statistical Physics* (Cambridge University Press, Cambridge, UK, 2010).
- [47] A. Frieze and M. Karoński, *Introduction to Random Graphs* (Cambridge University Press, Cambridge, UK, 2016).
- [48] P. L. Krapivsky and S. Redner, “Statistics of changes in lead node in connectivity-driven networks,” *Phys. Rev. Lett.* **89**, 258703 (2002).
- [49] C. Godrèche and J. M. Luck, “A record-driven growth process,” *J. Stat. Mech.* **2008**, P11006 (2008).
- [50] C. Godrèche, H. Grandclaude, and J. M. Luck, “Statistics of leaders and lead changes in growing networks,” *J. Stat. Mech.* **2010**, P02001 (2010).
- [51] P. L. Krapivsky, “Random recursive hypergraphs,” *J. Phys. A* **56**, 195001 (2023).