

Nature of the magnetic coupling in infinite-layer nickelates versus cuprates

Armin Sahinovic,¹ Benjamin Geisler,^{1,2,3,*} and Rossitza Pentcheva^{1,†}

¹*Department of Physics and Center for Nanointegration (CENIDE),
Universität Duisburg-Essen, Lotharstr. 1, 47057 Duisburg, Germany*

²*Department of Physics, University of Florida, Gainesville, Florida 32611, USA*

³*Department of Materials Science and Engineering, University of Florida, Gainesville, Florida 32611, USA*

(Dated: September 25, 2023)

In contrast to the cuprates, where the proximity of antiferromagnetism (AFM) and superconductivity is well established, first indications for AFM interactions in superconducting infinite-layer nickelates were only recently obtained. Here, we explore, based on first-principles simulations, the nature of the magnetic coupling in NdNiO₂ as a function of the on-site Coulomb and exchange interaction, varying the explicit hole doping and the treatment of the Nd 4*f* electrons. The *U*-*J* phase diagrams for undoped nickelates and cuprates indicate *G*-type ordering, yet show different *U* dependency. By either Sr hole doping or explicit treatment of the Nd 4*f* electrons, we find a transition to a Ni *C*-type AFM ground state. We trace the effect of Sr doping back to a distinct accommodation of the holes by the Ni versus Cu *e_g* orbitals. The interaction between Nd 4*f* and Ni 3*d* states stabilizes *C*-type AFM order on both sublattices. Though spin-orbit interactions induce a band splitting near the Fermi energy, the bad-metal state is retained even under epitaxial strain. These results establish the distinct role of the magnetic interactions in the nickelates versus the cuprates and suggest the former as a unique platform to investigate the relation to unconventional superconductivity.

I. INTRODUCTION

The recent discovery of superconductivity in Sr-doped NdNiO₂, PrNiO₂, and LaNiO₂ films grown on SrTiO₃(001) (STO) [1–5] initiated considerable interest in infinite-layer (ABO₂) nickelates [6–22]. Specifically, their formal Ni¹⁺ (3*d*⁹) valence state renders them close to the cuprates [23], with a single hole in the *d_{x²-y²}* orbital. Simultaneously, a number of differences between the two materials classes have been pointed out [9, 24]. A controversial aspect is whether the electronic properties are dominated by single-band physics, as typical for the cuprates [25], or if they are rather of multi-orbital nature, e.g., affected by the Nd-5*d*- and Ni-3*d*-derived self-doping pockets [9, 10, 26–31]. Another important distinction consists in the presence of rare-earth 4*f* electrons in the nickelates, with the notable exception of LaNiO₂ [32, 33]. Most prominently, superconductivity remained elusive in the respective bulk compounds so far [34, 35], which raised a question about the polar interface to the substrate [13, 14], with recent indications of a complex interface composition [15]. Finally, the pairing mechanism is not yet fully understood [36, 37], and even the notion of nickelate superconductivity being unconventional has recently been challenged [38]. Therefore, understanding the nature of the magnetic interactions in these compounds is of fundamental relevance.

Experimental evidence of antiferromagnetic (AFM) long-range order characteristic of the cuprates is absent in the infinite-layer nickelates [1]. Intriguingly, an intrinsic short-range AFM ground state [39] and magnetic excitations consistent with cuprate-like AFM interactions [40] have recently been identified in NdNiO₂ films on SrTiO₃(001).

Another topical work reports differences in the magnitude and anisotropy of the superconducting upper critical field in NdNiO₂ versus PrNiO₂ and LaNiO₂ films on SrTiO₃(001), and traces the distinct polar and azimuthal angle-dependent magnetoresistance of NdNiO₂ to the magnetic contribution of the finite Nd³⁺ 4*f* moment [41]. Furthermore, measurements of the London penetration depth suggest qualitative differences in the superfluid density between these three compounds [36].

In the light of these new observations, we provide a comprehensive picture of the magnetic interactions in infinite-layer nickelates versus cuprates by performing first-principles simulations including a Coulomb repulsion term. We systematically and consecutively vary a number of control parameters, i.e., the on-site Coulomb and exchange interaction, the explicit hole doping, and the treatment of the Nd 4*f* electrons. We compile *U*-*J* phase diagrams for nickelates and cuprates, which, in the undoped case, indicate *G*-type AFM ordering, yet with an opposite *U* dependence of the magnetic coupling. Sr doping leads to a transition to a Ni *C*-type AFM ground state, which is attributed to a distinct response of the Ni versus Cu *e_g* orbitals to the hole doping. Likewise, also the explicit treatment of the Nd 4*f* electrons in NdNiO₂ leads to a *C*-type AFM order on both sublattices due to the coupling between Nd 4*f* and Ni 3*d* states, marking a fundamental difference to LaNiO₂. Even though spin-orbit interactions induce a band splitting near the Fermi energy, the bad-metal state is retained even under epitaxial strain in the range of 3.79 Å to 3.94 Å as imposed by different substrates. These results promote infinite-layer nickelates as a unique platform to gain a more profound understanding of unconventional superconductivity and its relation to the underlying magnetic interactions.

II. METHODOLOGY

We performed first-principles simulations in the framework

* benjamin.geisler@ufl.edu

† rossitza.pentcheva@uni-due.de

of spin-polarized density functional theory (DFT) [42] as implemented in Quantum ESPRESSO (QE) [43] and the *Vienna Ab initio Simulation Package* (VASP) [44, 45], using the generalized gradient approximation as parametrized by Perdew, Burke, and Ernzerhof [46] and, for reference calculations, the 'strongly constrained and appropriately normed' (SCAN) semilocal exchange-correlation functional [47]. Static correlation effects were considered within the DFT+ U formalism [48] employing, if not specified otherwise, $U_{\text{Ni,Cu}}^d = 5$ eV and $J_{\text{Ni,Cu}}^d = 1$ eV, similar to previous work [9, 49–54]. The wave functions and density were expanded into plane waves up to cutoff energies of 45 and 350 Ry in QE, respectively, and 500 eV in VASP. Ultrasoft pseudopotentials [55], as successfully employed in previous work [56–58], were used in conjunction with projector augmented wave datasets [59]. The impact of the Nd $4f$ states is analyzed by comparing results obtained by treating them explicitly (applying $U_{\text{Nd}}^f = 8$ eV and $J_{\text{Nd}}^f = 1$ eV [32]) to those rendered by the frozen-core approximation. Spin-orbit calculations were performed in a fully self-consistent approach by using the VASP code.

Infinite-layer NdNiO_2 , LaNiO_2 , and CaCuO_2 are modeled in $\sqrt{2}a \times \sqrt{2}a \times 2c$ supercells that feature four inequivalent transition-metal sites, adopting the following lattice parameters: $a = 3.92$, $c = 3.28$ Å (NdNiO_2 [6, 9, 60]), $a = 3.96$, $c = 3.37$ Å (LaNiO_2 [9, 61]), and $a = 3.86$, $c = 3.20$ Å (CaCuO_2 [9]). Epitaxial strain was considered by setting the lateral lattice parameter to $a_{\text{LAO}} = 3.79$ (LaAlO_3), $a_{\text{STO}} = 3.905$ (SrTiO_3), and $a_{\text{DSO}} = 3.94$ Å (DyScO_3), and subsequently optimizing the cell height c . We used a $12 \times 12 \times 10$ Monkhorst-Pack \vec{k} -point grid [62] and 5 mRy Methfessel-Paxton smearing [63] to sample the Brillouin zone.

III. MAGNETIC COUPLING AS A FUNCTION OF THE ON-SITE COULOMB AND EXCHANGE INTERACTIONS

The combination of four different spin alignments on both the Nd and Ni sublattices [FM, A -type, C -type, G -type; Fig. 1(a,b)] gives rise to 16 distinct magnetic phases in total. By comparing their relative stability, we establish the magnetic ground state of NdNiO_2 to be Ni C -type, Nd C -type AFM, consistently rendered by VASP and QE, which confirms earlier findings [32]. In order to provide a more profound understanding of the nature of the magnetic coupling, we begin by consecutively disentangling the individual contributions of U and J in infinite-layer nickelates versus cuprates, as well as the influence of the $4f$ states and the impact of explicit Sr hole doping.

Figure 1(c-e) compares the magnetic phase diagrams for NdNiO_2 , LaNiO_2 , and CaCuO_2 , which display the predicted ground-state order at the Ni/Cu sites as a function of the corresponding U and J values. The phase diagrams have been obtained by performing a large number of individual DFT+ U simulations on a dense (U, J) grid for all magnetic orders shown in Fig. 1(b). NdNiO_2 (with the common frozen-core treatment of the $4f$ electrons) and LaNiO_2 ($4f^0$) exhibit G -

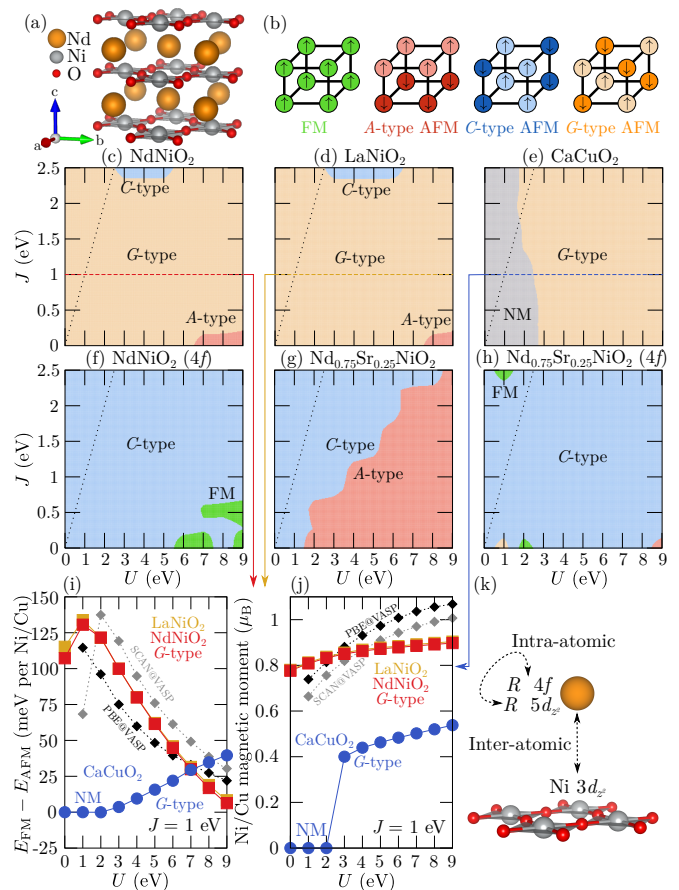


Figure 1. Modeling the ABO_2 infinite-layer structure in $\sqrt{2}a \times \sqrt{2}a \times 2c$ supercells (a) permits us to consider four different magnetic orderings (b) independently at the A - and B -site sublattices. (c-e) Magnetic phase diagrams for NdNiO_2 , LaNiO_2 , and CaCuO_2 show the ground-state order at the Ni/Cu sublattice for a range of U and J values (the dotted line marking $U = J$), which suggests a profound G -type order in all three compounds. Closer inspection unravels a fundamentally distinct U dependence of the Ni/Cu magnetic coupling in NdNiO_2 and LaNiO_2 versus CaCuO_2 , displayed in panel (i). The evolution of the corresponding Ni/Cu magnetic moments is shown in panel (j). The black and grey dashed lines in panels (i) and (j) confirm these trends by using the VASP code and the SCAN exchange-correlation functional. (f) Surprisingly, the explicit treatment of the Nd $4f$ electrons (so far FM ordered) reveals an actual C -type magnetic ground state of the Ni ions in NdNiO_2 , demonstrating a strong coupling of the sublattices. A possible mechanism is illustrated in panel (k). (g,h) The explicitly hole-doped $\text{Nd}_{0.75}\text{Sr}_{0.25}\text{NiO}_2$ exhibits C -type AFM order as well, which is additionally stabilized by a full consideration of the Nd $4f$ states.

type AFM order over a large parameter range, similar to the established antiferromagnet CaCuO_2 . The emergence of an AFM ground state in NdNiO_2 is in agreement with the very recent observation of AFM interactions in infinite-layer nickelate films on $\text{SrTiO}_3(001)$ [39, 40], as well as theoretical DFT+ U investigations treating the $4f$ electrons as core states, resulting in a G -type AFM ground state [11].

Simultaneously, a more detailed inspection unravels that the energy difference between the FM/NM state and the en-

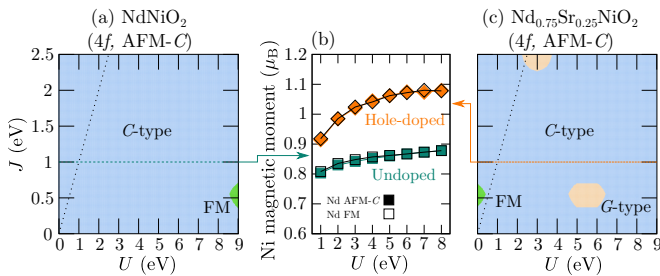


Figure 2. (a) Magnetic phase diagram of NdNiO₂ with explicit treatment of the Nd 4*f* electrons, now in their ground-state AFM *C*-type order. Comparison with Fig. 1(f) reveals that the AFM *C*-type ground state at the Ni sites is preserved. The same is observed for the explicitly hole-doped Ni system achieved by doubling the supercell in vertical direction [panel (c); see also Fig. 1(h)]. (b) The site-averaged Ni magnetic moments of undoped and hole-doped NdNiO₂ monotonically increase with U ; hole doping results in a sizeable additional increase of their magnitude. In contrast, they are quasi independent of the Nd magnetic order.

energetically lowest AFM phase displays an inherently different U dependence [Fig. 1(i)]. Surprisingly, NdNiO₂ and LaNiO₂ display pronounced AFM order even for a vanishing Coulomb repulsion term, which is found to destabilize with increasing U . In contrast, the AFM phase in CaCuO₂ emerges at finite $U > 2$ eV and then continuously stabilizes with increasing U . A crossover of the curves is observed at $U = 7$ eV. The local Ni and Cu magnetic moments consistently increase with U [Fig. 1(j)]. While quantitative details may depend on the technical implementation of the DFT+ U formalism, the general trends of the magnetic coupling energies and the local Ni magnetic moments agree nicely between PBE+ U and SCAN+ U and between QE and VASP. Furthermore, we confirmed the predicted *G*-type ground state for NdNiO₂ (without explicit consideration of 4*f* states) and for LaNiO₂ by using VASP in conjunction with the PBE+ U and SCAN+ U exchange-correlation functionals. A recent work employing the SCAN exchange-correlation functional indicates a *C*-type ground state for LaNiO₂, albeit with a relatively small energy difference to the *G*-type phase [64] that may be susceptible to further details of the simulations. In any case, the clear qualitative differences in magnetic coupling energies and local magnetic moments exemplifies the very distinct physics in the two infinite-layer families and can be traced back to the distinct Ni 3*d*-O 2*p* versus Cu 3*d*-O 2*p* hybridization [9, 14], which also leads to a higher charge-transfer energy in the nickelates and more Mott-like physics [8] than in the cuprates.

Next, we investigate the interplay between the Ni and Nd sublattices. To this extent, the 4*f* electrons are now explicitly treated and, for the moment, considered to be FM ordered. Interestingly, we observe a transition of the Ni-site magnetic order to *C*-type AFM when the Nd 4*f* electrons are explicitly included [Fig. 1(f)], regardless of an adopted FM or ground-state *C*-type AFM order of the Nd ions [Fig. 2(a)]. The identified Ni *C*-type AFM ground state is consistent with earlier work that considered the Nd 4*f* states [32, 64, 65]. This Ni 3*d*-Nd 4*f* coupling can be interpreted by an indirect mechanism

via an *intra-atomic* interaction between the Nd 4*f* states localized ~ 6.5 eV below the Fermi energy (see the discussion of the band structures below; also Ref. [32]) and the Nd 5*d* states at the Fermi level, in conjunction with the *inter-atomic* Nd 5*d*-Ni 3*d* hybridization mediated by itinerant electrons, as illustrated in Fig. 1(k). Thereby, the presence of finite 4*f* moments leads to a considerably different Ni magnetic coupling in LaNiO₂ versus NdNiO₂.

The role of the rare-earth 4*f* electrons in the pairing mechanism remains so far ambivalent. Both LaNiO₂ (4*f*⁰) and NdNiO₂ (4*f*³) exhibit a superconducting phase in film geometry, with a superconducting dome of slightly different shape as a function of hole doping [4]. We therefore conclude that the discussed Nd-4*f*-Nd-5*d*-Ni-3*d* coupling mechanism is not critical for the emergence of superconductivity. Moreover, contrary to NdNiO₂ and PrNiO₂ (4*f*²), LaNiO₂ shows a tendency towards superconductivity even in the undoped case [4], which may point to a rather impeding nature of the rare-earth 4*f* states. Simultaneously, differences in the magnitude and anisotropy of the superconducting upper critical field H_{c2} have been reported very recently in NdNiO₂ versus PrNiO₂ and LaNiO₂ films on SrTiO₃(001), and NdNiO₂ features a unique polar and azimuthal angle-dependent magnetoresistance that can be understood from the magnetic contribution of the finite Nd³⁺ 4*f* moment, which is absent for La³⁺ as well as for Pr³⁺ if a singlet state is adopted [41].

Finally, we explore how the phase diagrams change under the presence of 25% Sr doping, a representative value that marks the transition of the superconducting phase to the overdoped regime [2]. The additional holes unambiguously modify the magnetic coupling, which leads to the emergence of a competing *A*-type AFM phase at higher $U - J$ values [Fig. 1(g)], characterized by a parallel spin alignment in the basal plane. Intriguingly, the explicit treatment of the 4*f* states quenches this phase, and the *C*-type AFM order at the Ni sites stabilizes across the entire phase diagram of Nd_{0.75}Sr_{0.25}NiO₂ [Fig. 1(h)]. A largely identical picture is obtained for *C*-type AFM order at the Nd sublattice instead of FM order [Fig. 2(c)]. Notably, we doubled the supercell in this case to obtain a fully compensated AFM order at the Nd sites, which otherwise would be disturbed by the substituted Sr ions.

IV. DISTINCT ACCOMMODATION OF EXPLICIT HOLE DOPING IN NICKELATES VERSUS CUPRATES

In order to rationalize the qualitative differences in the phase diagrams discussed above, we now analyze and compare the effect of hole doping on the electronic structure in nickelates versus cuprates. It has been proposed that the $S = 1/2$ spin state of the undoped nickelate (Ni¹⁺) turns into $S = 1$ upon hole doping (Ni²⁺), which is in conflict with a cuprate-like superconductivity mechanism [8]. This is related to the distinct charge-transfer energy of nickelates versus cuprates [27, 30], which suggests a rather Mott-like physics and a different accommodation of the doped holes. Another question is how the self-doping pockets, which are

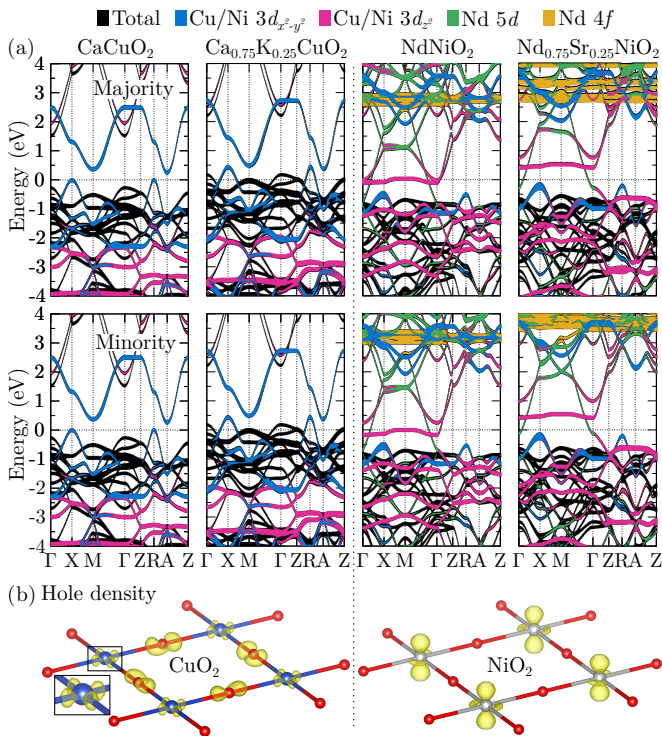


Figure 3. (a) Spin-resolved band structure of undoped and hole-doped CaCuO_2 (G -type; left) and NdNiO_2 (Ni C -type, Nd FM; right). The Cu/Ni $3d_{x^2-y^2}$, Cu/Ni $3d_{z^2}$, Nd $5d$, and Nd $4f$ orbitals are depicted by blue, pink, green, and orange, respectively. In stark contrast to the infinite-layer cuprates, where the hole doping strongly affects the oxygen $2p_x, 2p_y$ system (represented by the black valence bands) and slightly reduces the Cu magnetic moment via the $3d_{x^2-y^2}$ orbital, exclusively the Ni states accommodate the doped holes in the infinite-layer nickelates, resulting in a depleted Ni- $3d_{z^2}$ -derived flat band and significantly enhanced Ni magnetic moments. (b) This is also reflected by the density difference plots, which visualize the areas of increased hole density due to doping (isosurface value $n_c = 0.006 \text{ a.u.}^{-3}$ for CaCuO_2 and 0.012 a.u.^{-3} for NdNiO_2).

a characteristic property of the nickelates [9, 24], respond to hole doping of the bulk compound.

In order to shed some light into these fundamental aspects, we model the hole doping in nickelates and cuprates by explicitly substituting 25% Nd by Sr in NdNiO_2 and, to mimic a comparable scenario, 25% Ca by K in CaCuO_2 . The distinct magnetic ground state leads to a highly different electronic structure in the two compounds despite the formally equivalent $3d^9$ configuration [Fig. 3(a)]. For the undoped infinite-layer cuprate, the singly occupied Cu $3d_{x^2-y^2}$ states that constitute the Fermi surface in the nonmagnetic case [9] also delimit the emerging band gap in the G -type AFM phase, with Cu magnetic moments of $\pm 0.46 \mu_B$ [see also Fig. 1(j)]. In contrast, the Cu $3d_{z^2}$ states are fully occupied due to the tetragonal crystal-field splitting. Consequently, the doped holes in $\text{Ca}_{0.75}\text{K}_{0.25}\text{CuO}_2$ are exclusively accommodated by the Cu $3d_{x^2-y^2}$ and O $2p_\sigma$ states in the valence band [Fig. 3(b)], concomitantly lowering the Cu magnetic moments to $\pm 0.37 \mu_B$. The noninteger Cu magnetic moment

(also observed in La_2CuO_4 [52]) and its change upon doping that is apparently inconsistent with 0.25 holes per Cu underline the strong hybridization with the O $2p$ states.

In sharp contrast, the undoped infinite-layer nickelate exhibits C -type AFM order [Fig. 1(f)] with Ni magnetic moments of $\pm 0.86 \mu_B$ [Figs. 1(j), 2(b)], and is metallic [Fig. 3(a)], in agreement with recent experimental observations [1, 2]. The energy difference between the occupied and the empty $3d_{x^2-y^2}$ states is much larger in NdNiO_2 ($\sim 2.5 \text{ eV}$) than in CaCuO_2 ($\sim 0.4 \text{ eV}$). The active states at the Fermi level are of Ni $3d_{z^2}$ character, either in the form of a depleted electron pocket at the Γ point directly above the Fermi energy that self-dopes the bulk compound in the nonmagnetic case [9, 10], or a flat band that crosses the Fermi level along X - M and M - Γ . Additionally, highly dispersive Nd $5d$ states cross the Fermi energy, which constitute the 'interstitial' electron pocket at the A point in the nonmagnetic case [6, 16]. Their mutual presence at the Fermi surface couples the Nd $5d$ and Ni $3d$ states magnetically (Fig. 1) and diminishes the cuprate-like two-dimensional electronic character of the BO_2 planes.

Hole doping lowers the Fermi level in $\text{Nd}_{0.75}\text{Sr}_{0.25}\text{NiO}_2$ closer to the Ni $3d_{x^2-y^2}$ and O $2p$ states, but even at 25% Sr substitution they remain fully occupied, which constitutes a major difference to the cuprates. Instead, the Nd $5d$ and Ni $3d_{z^2}$ states are partially depleted [Fig. 3(b)], which significantly increases the Ni magnetic moments to $\pm 1.06 \mu_B$ [see also Fig. 2(b)], consistent with ~ 0.25 holes per formula unit and fundamentally different from the cuprates. This demonstrates that the picture of charge-transfer (cuprates) versus Mott physics (nickelates) is appropriate, even though the change in spin state under realistic doping conditions is more moderate than suggested earlier [8].

The Ni- $3d_{z^2}$ -derived flat band at the Fermi energy, which is clearly absent in the cuprates, suggests a bond instability at lower temperatures [66] under appropriately chosen U and J parameters and exchange-correlation functional. In the present study, neither a checkerboard nor a stripe-ordered bond disproportion could be stabilized in the undoped system, not even in large $2\sqrt{2} \times 2\sqrt{2} \times 2$ unit cells including spin-orbit effects and Nd $4f$ electrons. Moreover, finite Sr doping pushes the flat band to $\sim 0.5 \text{ eV}$ [Fig. 3(a)], which renders this scenario even more unlikely.

These results underpin the notion of a pairing mechanism in bulk nickelates that deviates to a certain extent from that of the cuprates. If superconductivity is unconventional and mediated by spin fluctuations, it is reasonable to expect a modulation due to the distinct electronic and magnetic properties and response to doping. Notably, the situation may be different in film geometry due to a pronounced electronic reconstruction [13–15].

V. IMPACT OF SPIN-ORBIT COUPLING AND STRAIN

Figure 4(a) shows the DFT+ U band structure of bulk NdNiO_2 in the fully C -type AFM ground state, obtained by using the VASP code. The three occupied Nd $4f$ bands can

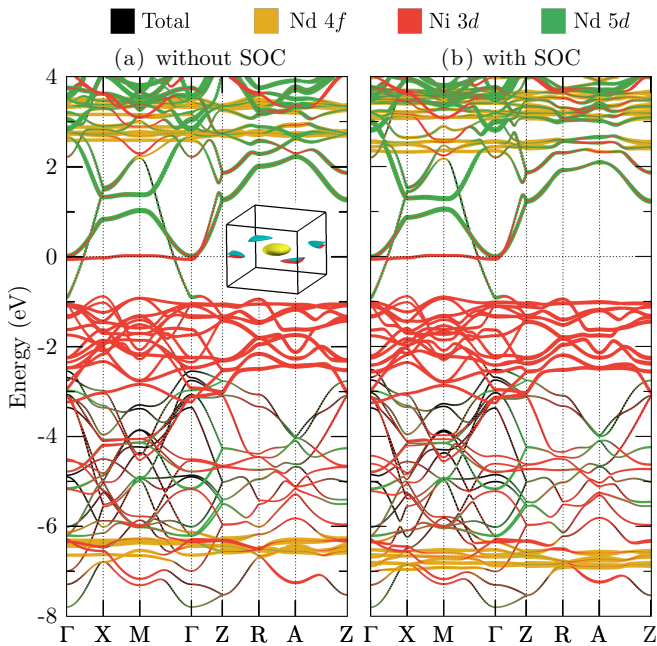


Figure 4. Band structure of NdNiO_2 in the Ni C -type, Nd C -type AFM ground state from (a) DFT+ U and (b) DFT+ U +SOC. Orange, red, and green bands indicate Nd $4f$, Ni $3d$, and Nd $5d$ orbital character, respectively. The corresponding Fermi surface is localized in the k_x, k_y plane (inset).

be observed at ~ -6.5 eV and give rise to a Nd magnetic moment of $\pm 3 \mu_B$. We identified the corresponding orbitals to be $4f_{y(3x^2-y^2)}$, $4f_{z(x^2-y^2)}$, and $4f_{xz^2}$ ($m_l = -3, -2, +1$), which perfectly matches earlier results obtained with the linearized augmented plane-wave method [32]. The Fermi surface is sharply localized in the k_x, k_y plane and features a Nd $5d$ electron pocket at the Γ point in conjunction with a hole pocket at the M point that originates from the Ni $3d$ flat band. These properties are a unique feature of the nickelate and absent in CaCuO_2 .

The inclusion of spin-orbit coupling (SOC) results in an overall similar band structure [Fig. 4(b)]. The most pronounced differences can be observed for the Nd $5d$ states (e.g., around 1 eV) and in modifications of the Nd $4f$ bands (around -6.5 and above 2.5 eV). The latter is paralleled by a reduction of the Nd magnetic moment to $\sim 1.8 \mu_B$ and the concomitant emergence of a large Nd orbital moment of $\sim 3.8 \mu_B$. The reduced Nd magnetic moment is closer to the notion of a Kramer's doublet state adopted by Nd^{3+} [41] than to a full polarization of the spins according to Hund's rule. In contrast, the Ni magnetic moment remains unchanged [$0.98 \mu_B$ in VASP; see also Fig. 1(j)].

Closer inspection of the band structure around the Fermi level [Fig. 5(a)] unveils that crossings between the Ni $3d$ flat band and the Nd $5d$ bands are lifted due to a SOC-induced hybridization between the orbitals, which is otherwise suppressed by symmetry. Motivated by this observation, we probe in Fig. 5(b) the response of the rehybridized pockets

to compressive ($a_{\text{LAO}}, a_{\text{STO}}$) as well as tensile epitaxial strain (a_{DSO}). Intriguingly, in neither case a metal-to-insulator transition is achieved, and the experimentally observed weakly conducting metallic phase [1, 2] is retained. Nevertheless, we observe a charge transfer between the different pockets due to strain. Compressive strain promotes the occupation of the Ni $3d_{z^2}$ -derived electron pocket as a direct result of the enhanced apical distances. In contrast, tensile strain enhances the occupation of the Nd $5d_{z^2}$ -derived electron pocket and the Ni $3d_{z^2}$ -derived hole pocket, paralleling the concomitant depletion of the Ni $3d_{z^2}$ -derived electron pocket. This is reflected in slight variations of the Ni magnetic moments, which amount to $\pm 0.93 \mu_B$ (a_{LAO}), $\pm 0.97 \mu_B$ (a_{STO}), and $\pm 0.98 \mu_B$ (a_{DSO}), and demonstrates that the degree of self-doping as well as the electron and hole carrier density can be fine tuned by strain. We note that an alternative strategy to epitaxial strain exerted by a substrate may be chemical pressure, i.e., exploiting the monotonic variation of the a and c lattice parameters across the lanthanide series [17, 18, 31].

VI. SUMMARY

We investigated the magnetic interactions in infinite-layer nickelates versus cuprates by performing first-principles simulations including a Coulomb repulsion term, systematically and consecutively varying a number of control parameters such as the on-site Coulomb and exchange interaction, spin-orbit coupling, the explicit hole doping, and the treatment of the Nd $4f$ electrons. The U - J phase diagrams for undoped nickelates and cuprates indicate G -type antiferromagnetic (AFM) ordering, yet with a different U dependence of the magnetic coupling. By either Sr hole doping or explicit treatment of the Nd $4f$ electrons, we identified a transition to a Ni C -type AFM ground state. This observation is attributed to a distinct response of the Ni versus Cu e_g orbitals to the hole doping. The coupling between Nd $4f$ and Ni $3d$ states stabilizes C -type AFM order on both sublattices. Even though spin-orbit interactions induce a band splitting near the Fermi energy, the bad-metal state is retained even under epitaxial strain. These results highlight the unique magnetic interactions present in the infinite-layer nickelates, which establishes them as an intriguing platform to investigate unconventional superconductivity from a novel perspective.

ACKNOWLEDGMENTS

This work was supported by the German Research Foundation (Deutsche Forschungsgemeinschaft, DFG) within the SFB/TRR 80 (Projektnummer 107745057), Project No. G3, as well as within IRTG 2803 (Projektnummer 461605777), and the National Science Foundation, Grant No. NSF-DMR-2118718. Computing time was granted by the Center for Computational Sciences and Simulation of the University of Duisburg-Essen (DFG Grants No. INST 20876/209-1 FUGG and No. INST 20876/243-1 FUGG).

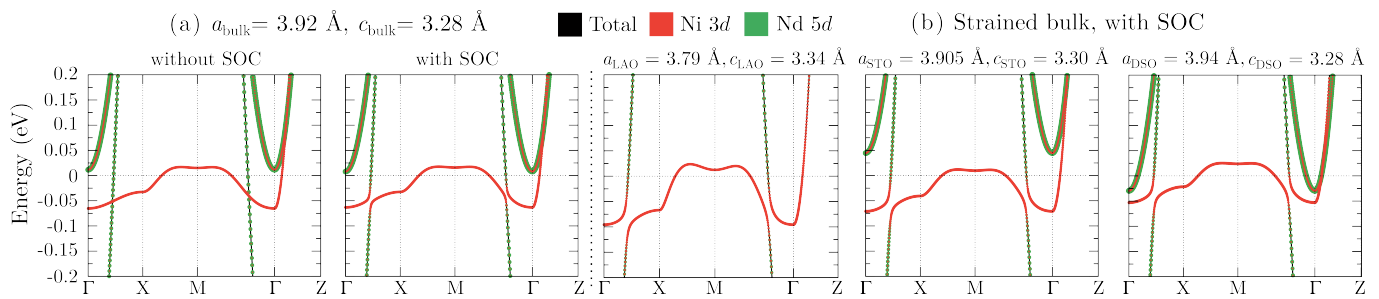


Figure 5. Strain-dependent band structure of fully *C*-type AFM NdNiO₂ around the Fermi level. (a) Spin-orbit coupling results in hybridization and avoided crossings between Ni-3*d*-derived (red) and Nd-5*d*-derived (green) bands. (b) Nevertheless, neither compressive (a_{LAO} , a_{STO}) nor tensile epitaxial strain (a_{DSO}) drive a metal-to-insulator transition. Instead, a weakly conducting metal is retained. Merely a strong response of the normally depleted Nd-5*d*-derived electron pocket at the Γ point can be observed.

-
- [1] D. Li, K. Lee, B. Y. Wang, M. Osada, S. Crossley, H. R. Lee, Y. Cui, Y. Hikita, and H. Y. Hwang, Superconductivity in an infinite-layer nickelate, *Nature* **572**, 624 (2019).
- [2] D. Li, B. Y. Wang, K. Lee, S. P. Harvey, M. Osada, B. H. Goodge, L. F. Kourkoutis, and H. Y. Hwang, Superconducting dome in $\text{Nd}_{1-x}\text{Sr}_x\text{NiO}_2$ infinite layer films, *Phys. Rev. Lett.* **125**, 027001 (2020).
- [3] M. Osada, B. Y. Wang, B. H. Goodge, K. Lee, H. Yoon, K. Sakuma, D. Li, M. Miura, L. F. Kourkoutis, and H. Y. Hwang, A superconducting praseodymium nickelate with infinite layer structure, *Nano Lett.* [10.1021/acs.nanolett.0c01392](https://doi.org/10.1021/acs.nanolett.0c01392) (2020).
- [4] M. Osada, B. Y. Wang, B. H. Goodge, S. P. Harvey, K. Lee, D. Li, L. F. Kourkoutis, and H. Y. Hwang, Nickelate superconductivity without rare-earth magnetism: $(\text{La,Sr})\text{NiO}_2$, *Advanced Materials* **33**, 2104083 (2021), <https://onlinelibrary.wiley.com/doi/pdf/10.1002/adma.202104083>.
- [5] S. Zeng, C. Li, L. E. Chow, Y. Cao, Z. Zhang, C. S. Tang, X. Yin, Z. S. Lim, J. Hu, P. Yang, and A. Ariando, Superconductivity in infinite-layer nickelate $\text{La}_{1-x}\text{Ca}_x\text{NiO}_2$ thin films, *Science Advances* **8**, eabl9927 (2022), <https://www.science.org/doi/pdf/10.1126/sciadv.abl9927>.
- [6] Y. Nomura, M. Hirayama, T. Tadano, Y. Yoshimoto, K. Nakamura, and R. Arita, Formation of a two-dimensional single-component correlated electron system and band engineering in the nickelate superconductor NdNiO_2 , *Phys. Rev. B* **100**, 205138 (2019).
- [7] P. Jiang, L. Si, Z. Liao, and Z. Zhong, Electronic structure of rare-earth infinite-layer $r\text{NiO}_2$ ($r = \text{La, Nd}$), *Phys. Rev. B* **100**, 201106 (2019).
- [8] M. Jiang, M. Berciu, and G. A. Sawatzky, Critical nature of the Ni spin state in doped NdNiO_2 , *Phys. Rev. Lett.* **124**, 207004 (2020).
- [9] A. S. Botana and M. R. Norman, Similarities and differences between LaNiO_2 and CaCuO_2 and implications for superconductivity, *Phys. Rev. X* **10**, 011024 (2020).
- [10] F. Lechermann, Late transition metal oxides with infinite-layer structure: Nickelates versus cuprates, *Phys. Rev. B* **101**, 081110 (2020).
- [11] Z. Liu, Z. Ren, W. Zhu, Z. Wang, and J. Yang, Electronic and magnetic structure of infinite-layer NdNiO_2 : trace of antiferromagnetic metal, *npi Quantum Materials* **5**, 31 (2020).
- [12] D. Chen, P. Jiang, L. Si, Y. Lu, and Z. Zhong, Magnetism in doped infinite-layer NdNiO_2 studied by combined density functional theory and dynamical mean-field theory, *Phys. Rev. B* **106**, 045105 (2022).
- [13] B. Geisler and R. Pentcheva, Fundamental difference in the electronic reconstruction of infinite-layer versus perovskite neodymium nickelate films on $\text{SrTiO}_3(001)$, *Phys. Rev. B* **102**, 020502 (2020).
- [14] B. Geisler and R. Pentcheva, Correlated interface electron gas in infinite-layer nickelate versus cuprate films on $\text{SrTiO}_3(001)$, *Phys. Rev. Research* **3**, 013261 (2021).
- [15] B. H. Goodge, B. Geisler, K. Lee, M. Osada, B. Y. Wang, D. Li, H. Y. Hwang, R. Pentcheva, and L. F. Kourkoutis, Resolving the polar interface of infinite-layer nickelate thin films, *Nature Materials* **22**, 466 (2023).
- [16] H. Sakakibara, H. Usui, K. Suzuki, T. Kotani, H. Aoki, and K. Kuroki, Model construction and a possibility of cuprate-like pairing in a new d^9 nickelate superconductor $(\text{Nd, Sr})\text{NiO}_2$, *Phys. Rev. Lett.* **125**, 077003 (2020).
- [17] A. Sahinovic and B. Geisler, Active learning and element-embedding approach in neural networks for infinite-layer versus perovskite oxides, *Phys. Rev. Research* **3**, L042022 (2021).
- [18] A. Sahinovic and B. Geisler, Quantifying transfer learning synergies in infinite-layer and perovskite nitrides, oxides, and fluorides, *J. Phys.: Condens. Matter* **34**, 214003 (2022).
- [19] L. Si, W. Xiao, J. Kaufmann, J. M. Tomczak, Y. Lu, Z. Zhong, and K. Held, Topotactic hydrogen in nickelate superconductors and akin infinite-layer oxides $ab\text{O}_2$, *Phys. Rev. Lett.* **124**, 166402 (2020).
- [20] H. Chen, A. Hampel, J. Karp, F. Lechermann, and A. J. Millis, Dynamical mean field studies of infinite layer nickelates: Physics results and methodological implications, *Frontiers in Physics* **10**, 10.3389/fphy.2022.835942 (2022).
- [21] B. Geisler, S. Follmann, and R. Pentcheva, Oxygen vacancy formation and electronic reconstruction in strained LaNiO_3 and $\text{LaNiO}_3/\text{LaAlO}_3$ superlattices, *Phys. Rev. B* **106**, 155139 (2022).
- [22] B. Geisler, Rashba spin-orbit coupling in infinite-layer nickelate films on $\text{SrTiO}_3(001)$ and $\text{KTaO}_3(001)$ (2023), [arXiv:2303.00717 \[cond-mat.supr-con\]](https://arxiv.org/abs/2303.00717).
- [23] V. I. Anisimov, D. Bukhvalov, and T. M. Rice, Electronic structure of possible nickelate analogs to the cuprates, *Phys. Rev. B* **59**, 7901 (1999).

- [24] K.-W. Lee and W. E. Pickett, Infinite-layer LaNiO_2 : Ni^{1+} is not Cu^{2+} , *Phys. Rev. B* **70**, 165109 (2004).
- [25] F. C. Zhang and T. M. Rice, Effective hamiltonian for the superconducting cu oxides, *Phys. Rev. B* **37**, 3759 (1988).
- [26] M. Hepting, D. Li, C. J. Jia, H. Lu, E. Paris, Y. Tseng, X. Feng, M. Osada, E. Been, Y. Hikita, Y.-D. Chuang, Z. Hussain, K. J. Zhou, A. Nag, M. Garcia-Fernandez, M. Rossi, H. Y. Hwang, D. J. Huang, Z. X. Shen, T. Schmitt, H. Y. Hwang, B. Moritz, J. Zaanen, T. P. Devereaux, and W. S. Lee, Electronic structure of the parent compound of superconducting infinite-layer nickelates, *Nature Materials* **19**, 381 (2020).
- [27] F. Lechermann, Multiorbital processes rule the $\text{Nd}_{1-x}\text{Sr}_x\text{NiO}_2$ normal state, *Phys. Rev. X* **10**, 041002 (2020).
- [28] M. Kitatani, L. Si, O. Janson, R. Arita, Z. Zhong, and K. Held, Nickelate superconductors—a renaissance of the one-band hubbard model, *npj Quantum Materials* **5**, 59 (2020).
- [29] M. Hirayama, T. Tadano, Y. Nomura, and R. Arita, Materials design of dynamically stable d^9 layered nickelates, *Phys. Rev. B* **101**, 075107 (2020).
- [30] K. Higashi, M. Winder, J. Kuneš, and A. Hariki, Core-level x-ray spectroscopy of infinite-layer nickelate: LDA + DMFT study, *Phys. Rev. X* **11**, 041009 (2021).
- [31] E. Been, W.-S. Lee, H. Y. Hwang, Y. Cui, J. Zaanen, T. Devereaux, B. Moritz, and C. Jia, Electronic structure trends across the rare-earth series in superconducting infinite-layer nickelates, *Phys. Rev. X* **11**, 011050 (2021).
- [32] M.-Y. Choi, K.-W. Lee, and W. E. Pickett, Role of $4f$ states in infinite-layer NdNiO_2 , *Phys. Rev. B* **101**, 020503 (2020).
- [33] S. Bandyopadhyay, P. Adhikary, T. Das, I. Dasgupta, and T. Saha-Dasgupta, Superconductivity in infinite-layer nickelates: Role of f orbitals, *Phys. Rev. B* **102**, 220502 (2020).
- [34] Q. Li, C. He, J. Si, X. Zhu, Y. Zhang, and H.-H. Wen, Absence of superconductivity in bulk $\text{Nd}_{1-x}\text{Sr}_x\text{NiO}_2$, *Communications Materials* **1**, 16 (2020).
- [35] B.-X. Wang, H. Zheng, E. Kriviyakina, O. Chmaissem, P. P. Lopes, J. W. Lynn, L. C. Gallington, Y. Ren, S. Rosenkranz, J. F. Mitchell, and D. Phelan, Synthesis and characterization of bulk $\text{Nd}_{1-x}\text{Sr}_x\text{NiO}_2$ and $\text{Nd}_{1-x}\text{Sr}_x\text{NiO}_3$, *Phys. Rev. Mater.* **4**, 084409 (2020).
- [36] S. P. Harvey, B. Y. Wang, J. Fowlie, M. Osada, K. Lee, Y. Lee, D. Li, and H. Y. Hwang, Evidence for nodal superconductivity in infinite-layer nickelates (2022), [arXiv:2201.12971 \[cond-mat.supr-con\]](https://arxiv.org/abs/2201.12971).
- [37] L. E. Chow, S. K. Sudheesh, Z. Y. Luo, P. Nandi, T. Heil, J. Deuschle, S. W. Zeng, Z. T. Zhang, S. Prakash, X. M. Du, Z. S. Lim, P. A. van Aken, E. E. M. Chia, and A. Ariando, Pairing symmetry in infinite-layer nickelate superconductor (2023), [arXiv:2201.10038 \[cond-mat.supr-con\]](https://arxiv.org/abs/2201.10038).
- [38] Z. Li and S. G. Louie, Two-gap superconductivity and decisive role of rare-earth d electrons in infinite-layer nickelates (2022), [arXiv:2210.12819 \[cond-mat.supr-con\]](https://arxiv.org/abs/2210.12819).
- [39] J. Fowlie, M. Hadjimichael, M. M. Martins, D. Li, M. Osada, B. Y. Wang, K. Lee, Y. Lee, Z. Salman, T. Prokscha, J.-M. Triscone, H. Y. Hwang, and A. Suter, Intrinsic magnetism in superconducting infinite-layer nickelates, *Nature Physics* **18**, 1043 (2022).
- [40] H. Lu, M. Rossi, A. Nag, M. Osada, D. F. Li, K. Lee, B. Y. Wang, M. Garcia-Fernandez, S. Agrestini, Z. X. Shen, E. M. Been, B. Moritz, T. P. Devereaux, J. Zaanen, H. Y. Hwang, K.-J. Zhou, and W. S. Lee, Magnetic excitations in infinite-layer nickelates, *Science* **373**, 213 (2021).
- [41] B. Y. Wang, T. C. Wang, Y.-T. Hsu, M. Osada, K. Lee, C. Jia, C. Duffy, D. Li, J. Fowlie, M. R. Beasley, T. P. Devereaux, I. R. Fisher, N. E. Hussey, and H. Y. Hwang, Rare-earth control of the superconducting upper critical field in infinite-layer nickelates (2022), [arXiv:2205.15355 \[cond-mat.supr-con\]](https://arxiv.org/abs/2205.15355).
- [42] W. Kohn and L. J. Sham, Self-consistent equations including exchange and correlation effects, *Phys. Rev.* **140**, A1133 (1965).
- [43] P. Giannozzi, S. Baroni, N. Bonini, M. Calandra, R. Car, C. Cavazzoni, D. Ceresoli, G. L. Chiarotti, M. Cococcioni, I. Dabo, A. Dal Corso, S. de Gironcoli, S. Fabris, G. Fratesi, R. Gebauer, U. Gerstmann, C. Gougoussis, A. Kokalj, M. Lazzeri, L. Martin-Samos, N. Marzari, F. Mauri, R. Mazzarello, S. Paolini, A. Pasquarello, L. Paulatto, C. Sbraccia, S. Scandolo, G. Sclauzero, A. P. Seitsonen, A. Smogunov, P. Umari, and R. M. Wentzcovitch, QUANTUM ESPRESSO: a modular and open-source software project for quantum simulations of materials, *J. Phys.: Condens. Matter* **21**, 395502 (2009).
- [44] G. Kresse and J. Furthmüller, Efficiency of ab-initio total energy calculations for metals and semiconductors using a plane-wave basis set, *Comput. Mat. Sci.* **6**, 15 (1996).
- [45] G. Kresse and J. Furthmüller, Efficient iterative schemes for ab initio total-energy calculations using a plane-wave basis set, *Phys. Rev. B* **54**, 11169 (1996).
- [46] J. P. Perdew, K. Burke, and M. Ernzerhof, Generalized gradient approximation made simple, *Phys. Rev. Lett.* **77**, 3865 (1996).
- [47] J. Sun, A. Ruzsinszky, and J. P. Perdew, Strongly constrained and appropriately normed semilocal density functional, *Phys. Rev. Lett.* **115**, 036402 (2015).
- [48] A. I. Liechtenstein, V. I. Anisimov, and J. Zaanen, Density-functional theory and strong interactions: Orbital ordering in mott-hubbard insulators, *Phys. Rev. B* **52**, R5467 (1995).
- [49] Z. Zhong, G. Koster, and P. J. Kelly, Prediction of thickness limits of ideal polar ultrathin films, *Phys. Rev. B* **85**, 121411 (2012).
- [50] J. Liu, M. Kargarian, M. Kareev, B. Gray, P. J. Ryan, A. Cruz, N. Tahir, Y.-D. Chuang, J. Guo, J. M. Rondinelli, J. W. Freeland, G. A. Fiete, and J. Chakhalian, Heterointerface engineered electronic and magnetic phases of NdNiO_3 thin films, *Nat. Commun.* **4**, 2714 (2013).
- [51] B. Geisler, A. Blanca-Romero, and R. Pentcheva, Design of n - and p -type oxide thermoelectrics in $\text{LaNiO}_3/\text{SrTiO}_3(001)$ superlattices exploiting interface polarity, *Phys. Rev. B* **95**, 125301 (2017).
- [52] F. Wrobel, B. Geisler, Y. Wang, G. Christiani, G. Logvenov, M. Bluschke, E. Schierle, P. A. van Aken, B. Keimer, R. Pentcheva, and E. Benckiser, Digital modulation of the nickel valence state in a cuprate-nickelate heterostructure, *Phys. Rev. Materials* **2**, 035001 (2018).
- [53] B. Geisler and R. Pentcheva, Confinement- and strain-induced enhancement of thermoelectric properties in $\text{LaNiO}_3/\text{LaAlO}_3(001)$ superlattices, *Phys. Rev. Materials* **2**, 055403 (2018).
- [54] B. Geisler and R. Pentcheva, Inducing n - and p -type thermoelectricity in oxide superlattices by strain tuning of orbital-selective transport resonances, *Phys. Rev. Applied* **11**, 044047 (2019).
- [55] D. Vanderbilt, Soft self-consistent pseudopotentials in a generalized eigenvalue formalism, *Phys. Rev. B* **41**, 7892 (1990).
- [56] B. Geisler, P. Kratzer, and V. Popescu, Interplay of growth mode and thermally induced spin accumulation in epitaxial $\text{Al}/\text{Co}_2\text{TiSi}/\text{Al}$ and $\text{Al}/\text{Co}_2\text{TiGe}/\text{Al}$ contacts, *Phys. Rev. B* **89**, 184422 (2014).
- [57] B. Geisler and P. Kratzer, Spin-caloric properties of epitaxial $\text{Co}_2\text{MnSi}/\text{MgO}/\text{Co}_2\text{MnSi}$ magnetic tunnel junctions, *Phys. Rev. B* **92**, 144418 (2015).

- [58] B. Geisler and P. Kratzer, Adsorption and dissociation of iron phthalocyanine on h/si(111): Impact of van der waals interactions and perspectives for subsurface doping, *Phys. Rev. B* **99**, 155433 (2019).
- [59] P. E. Blöchl, Projector augmented-wave method, *Phys. Rev. B* **50**, 17953 (1994).
- [60] M. Hayward and M. Rosseinsky, Synthesis of the infinite layer ni(i) phase ndnio_{2+x} by low temperature reduction of ndnio₃ with sodium hydride, *Solid State Sci.* **5**, 839 (2003).
- [61] M. A. Hayward, M. A. Green, M. J. Rosseinsky, and J. Sloan, Sodium hydride as a powerful reducing agent for topotactic oxide deintercalation: Synthesis and characterization of the Nickel(I) Oxide LaNiO₂, *J. Am. Chem. Soc.* **121**, 8843 (1999).
- [62] H. J. Monkhorst and J. D. Pack, Special points for brillouin-zone integrations, *Phys. Rev. B* **13**, 5188 (1976).
- [63] M. Methfessel and A. T. Paxton, High-precision sampling for Brillouin-zone integration in metals, *Phys. Rev. B* **40**, 3616 (1989).
- [64] R. Zhang, C. Lane, B. Singh, J. Nokelainen, B. Barbiellini, R. S. Markiewicz, A. Bansil, and J. Sun, Magnetic and *f*-electron effects in LaNiO₂ and NdNiO₂ nickelates with cuprate-like $3d_{x^2-y^2}$ band, *Communications Physics* **4**, 118 (2021).
- [65] X.-M. Zhang and B. Li, Structural, magnetic, electronic, and phonon properties of NdNiO₂ under pressure from first-principles, *Journal of Solid State Chemistry* **306**, 122806 (2022).
- [66] M.-Y. Choi, W. E. Pickett, and K.-W. Lee, Fluctuation-frustrated flat band instabilities in ndnio₂, *Phys. Rev. Research* **2**, 033445 (2020).