

ML-based PBCH symbol detection and equalization for 5G Non-Terrestrial Networks

Inés Larráyoiz-Arrigote[†], Marcele O. K. Mendonça^{*}, Alejandro Gonzalez-Garrido^{*}, Jevgenij Krivochiza^{*}, Sumit Kumar^{*}, Jorge Querol^{*}, Joel Grotz[¶], Stefano Andrenacci[¶], Symeon Chatzinotas^{*}

^{*}*SnT - University of Luxembourg, Luxembourg.*

[†]*Universidad Pública de Navarra (UPNA), Navarra, Spain,* [¶]*SES S.A., Luxembourg*

Corresponding Author: marcele.kuhfuss@uni.lu.

Abstract—This paper delves into the application of Machine Learning (ML) techniques in the realm of 5G Non-Terrestrial Networks (5G-NTN), particularly focusing on symbol detection and equalization for the Physical Broadcast Channel (PBCH). As 5G-NTN gains prominence within the 3GPP ecosystem, ML offers significant potential to enhance wireless communication performance. To investigate these possibilities, we present ML-based models trained with both synthetic and real data from a real 5G over-the-satellite testbed. Our analysis includes examining the performance of these models under various Signal-to-Noise Ratio (SNR) scenarios and evaluating their effectiveness in symbol enhancement and channel equalization tasks. The results highlight the ML performance in controlled settings and their adaptability to real-world challenges, shedding light on the potential benefits of the application of ML in 5G-NTN.

Index Terms—Machine Learning, 5G Non-Terrestrial Networks, Satellite Communications, Channel estimation, Symbol Enhancement, Equalization, Physical Broadcast Channel.

I. INTRODUCTION AND BACKGROUND

The application of Machine Learning (ML) techniques in wireless communications is continuously proving its enormous potential towards performance enhancement and acceleration of complex signal processing algorithms. Recently Non-Terrestrial Networks (NTN) has gained significant momentum among the research community, especially after the inclusion of NTN as a part of 3GPP ecosystem from the recent Release-17 on-wards [1]. Besides, 3GPP Release-18 [2] will natively embrace artificial intelligence and machine learning based technologies for providing data-driven and, intelligent network solutions.

Several studies have explored the application of ML in the context of 5G-NTN. The authors in [3] apply reinforcement learning to determine appropriate scheduling policy for link selection in a LEO based 5G-NTN. Their simulations show the effectiveness of this approach in terms of improving end-to-end loss rates and bandwidth utilization for a non-static channel. Authors in [4] focus on application of ML techniques to address the problem of handovers in a LEO based 5G-NTN. Location of the UE is taken as the important feature to train the ML model for improving the conditional handover decisions. In a survey article [5], the authors have provided deep insights into the applications of artificial intelligence (AI) empowered techniques for 5G and 6G NTN which include: channel estimation, mobility management, doppler estimation and compensation, resource management, network procedures to name a few. Moreover, ML has been extensively investigated in order to address fundamental physical layer challenges in wireless communication systems. In [6], joint channel estimation and symbol detection is performed by one DNN in an end-to-end manner. However, domain-specific knowledge is exploited in [7], [8] by breaking a single DNN in two. Notably, these studies primarily rely on simulations and lack real-world data validation, highlighting the need for practical testing.

In this work, we focus on ML for symbol detection and equalization in 5G-NTN’s Physical Broadcast Channel (PBCH). The PBCH plays a crucial role in conveying essential data, via the Master Information Block (MIB) which is necessary for initial access procedure in the User Equipment (UE); this includes acquisition of System Information Block-

1 (SIB1) and the location of resources in Physical Downlink Control Channel (PDCCH). To the best of author’s knowledge, ML based techniques has not been used for symbol detection in 5G-NTN over real world data. We benefit from the 5G-NTN testbed at the University of Luxembourg to record live Over-the-Satellite (OTS) IQ samples for the functional validation and performance verification of our ML algorithms.

II. SYSTEM MODEL AND TESTBED

A. 5G NR Synchronization System Block

This research aim to improve the MIB decodification. In Fifth Generation (5G), the MIB is embeded into the Synchronization Signal Block (SSB), and to help the UE decoding it, it is send in bursts. These burst have a period of 20 ms in most of the configurations, and each burst consist on several repetitions of the SSB. This number of repetitions also is controlled by the system configuration. All these parameters are described in detail in the 5G standard document [9].

Therefore, the first task of the UE is to find in the Resource Grid (RG) the position of the SSB. Fig. 1 shows the receiver designed to extract the MIB from the received signal using a ML enhanced equalization. The receiver functionalities are described in the following paragraphs, whereas the ML model is further detailed in the next section.

The process to locate the SSB in the 5G signal starts by a blind search of the Primary Synchronization Signal (PSS) and the Secondary Synchronization Signal (SSS) based in the Global Synchronization Channel Number (GSCN) raster. In our experiment, we skip the blind search using the GSCN as we have control of the transmitter.

Once we have found the PSS and SSS, the receiver knows the position in time and frequency of the SSB within the RG and a coarse estimation of the Carrier Frequency Offset (CFO). With this information, the receiver is able to locate the Resource Element (RE) that correspond to the MIB and the ones used for the DeModulation Reference Signal (DMRS).

The next step in our receiver is to estimate the channel. In 5G this is done by using the DMRS pilots. Our receiver uses these pilots for the Neural Network (NN) equalization and further enhancement of the MIB decoding process. This process

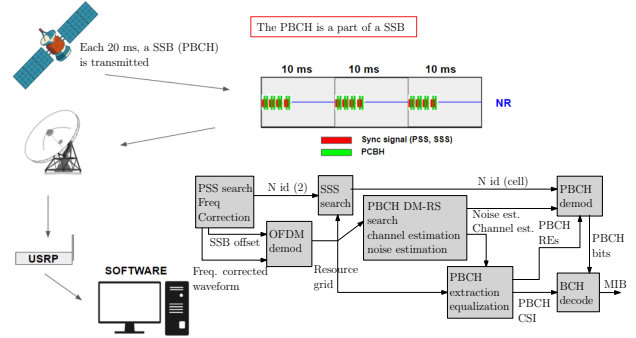


Fig. 1: Block diagram of the 5G signal capturing and decoding system with proposed NNs.

is the core of this research and is detailed in the next section.

B. Testbed

We are using a system composed of a USRP (N310 model), which is a software-defined radio device that can capture and transmit various types of wireless signals over a wide range of frequencies. The USRP is connected to a laptop via an Ethernet cable, which allows us to control the USRP settings and process the captured signals using MATLAB. The USRP is used to capture 5G signals from a terrestrial base station located at the 6GSpace Lab, which is a research facility that aims to develop and test innovative solutions for future wireless communications. The base station has an antenna that targets the SES satellites in geostationary orbit, which provide global coverage and high data rates for 5G services.

The captured signals contain SS/PBCH blocks that carry the MIB, which is mandatory system information that provides basic parameters for initial cell selection and access. To decode the MIB, we need to perform several steps using MATLAB.

We configure the USRP to capture a certain length of samples at a specific frequency and gain. The center frequency of the 5G signal is 2029.25 MHz, but there is an offset between the carrier and the USRP, so we set the configured frequency to 2029.2 MHz. This offset introduces some phase error in the received signal, which we need to compensate for in the later stages. We also need to choose a capture length that is long enough to contain at least one SS/PBCH block, which occurs every 20 ms according to the 5G standard.

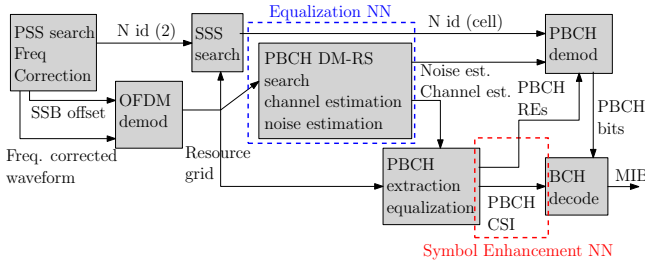


Fig. 2: Block diagram of the 5G UE PBCH receiving chain with proposed NNs

III. METHODOLOGY

We have considered two distinct NN algorithms to enhance various aspects of the on-ground 5G UE receiving chain. The first one, denoted as Symbol Enhancement NN, is dedicated to refining received symbols post-equalization. The second one, referred to as Equalization NN, is designed to improve channel estimation and, critically, the equalization process itself. Figure 2 depicts the block diagram of the 5G UE PBCH receiving chain indicating where the proposed NNs are placed within it.

The Symbol Enhancement NN just focuses on enhancing symbols following the equalization process, performing a task of relatively low complexity. Conversely, the Equalization NN needs to perform a more challenging task due to the multifaceted nature of its objective (i.e. joint channel estimation, noise characterization, equalization and the enhancement of the equalization process applied to received data).

In subsection III-A, we describe the model architecture and the training process common to both NNs. We use synthetic and real data from our 6GSPACE Lab testbed [10] for training, with specific procedures described in subsections III-B and III-C for synthetic and real data, respectively.

A. NN architecture and training process

For both NNs, we employ a fully connected architecture with three hidden layers, each containing K neurons. The hidden layers use the hyperbolic tangent activation function, whereas the output layer employs a linear activation function. The NNs take real-valued block versions of the received complex symbols as input. For training, both NNs employ the Adam optimizer with a learning rate of $\mu = 0.001$ to minimize the mean squared error (MSE) between transmitted symbols and predictions. The training

process employs mini-batches of 50 samples, requiring 40 epochs to train the NNs.

B. Synthetic Data

Both transmitted and received synthetic data have been generated using MATLAB in order to train and validate the NNs. To generate the transmitted samples, we meticulously defined specific parameters to replicate the 5G signal used in the real data case. These parameters include selecting the SSB "Case A" block pattern, corresponding to a sub-carrier spacing (SCS) of 15 kHz, and establishing a minimum channel bandwidth of 5 MHz. As a channel model, we have considered Additive White Gaussian Noise (AWGN), a carrier frequency offset (CFO) uniformly distributed within the SCS, and an integer and fractional delay corresponding to a GEO satellite delay. Additionally, we introduced the standard variability in the MIB by changing the cell identification number and the frame sequence number on the synthetically generated 5G samples.

Both NNs were trained using a dataset comprising 3024 transmitted and received SSB signals, with each dataset tailored to a specific SNR. For the Symbol Enhancement NN, the ML model was trained using the post-equalization symbols, where the channel estimation and equalization were performed with a classical Minimum Mean Squared Error (MMSE) algorithm. On the other hand, the Equalization NN was trained with the symbols just after the SSB synchronization algorithm, leaving the NN in charge of the complete channel estimation and equalization tasks.

Furthermore, to gain a more comprehensive understanding of the performance of these ML models, we performed the ML test using three distinct configurations:

- Configuration 1: Test multiple ML models, each trained with a different SNR.
- Configuration 2: Test a single ML model trained across a range of SNRs.
- Configuration 3: Test a single ML model trained with a fixed SNR of 20 dB.

The SNRs considered for Options 1 and 2 included 0 dB, 2 dB, 5 dB, 7 dB, 10 dB, 15 dB, and 20 dB.

C. Real Data

In the real data scenario, several differences arise compared to synthetic data. The 5G UE receiver

lacks real-time access to transmitted data due to dynamic factors. For example, the frame sequence number is not a priori known at the receiver since it is constantly increasing per each transmitted frame. On the other hand, the channel conditions tend to fluctuate over time and introduce dynamic variations into the experiments. Those are coming from both the satellite payload (e.g. non-linearities) and the over-the-air channel effects (e.g. tropospheric fading).

Perfect knowledge of the transmitted data is required to train the NNs, and as mentioned above, this is not possible with the current setup. To address this issue, we have adopted the synthetic regeneration-after-decoding approach depicted in Figure 3. This process involves decoding the PBCH bits using the 5G standard approach until the 32-bit payload data is obtained. The 32-bit payload data comprises 24 bits corresponding to the MIB and an additional 8 bits from various parameters. In the 5G standard, the 32-bit payload data has attached a 24-bit cyclic redundancy check (CRC) code. If the CRC determines that the 32-bit payload data are correct, the regeneration-after-decoding is executed. The 32-bit payload data are fed into the Bose-Chaudhuri-Hocquenghem (BCH) encoder, yielding 864 bits. These bits are then modulated with a Quadrature Phase-Shift Keying (QPSK) scheme obtaining the 432 symbols originally transmitted through the satellite, which are used for NNs training purposes. The regeneration-after-decoding approach is acceptable in this case since the SNR level at which the decoder operates is larger than the SNR ranges at which the NN are evaluated.

For the testing phase of the NNs with the real data over the satellite, the USRP gain settings were configured to three different values: 70 dB, 25 dB, and 20 dB. Such gain values correspond to SNR values of 20 dB, 10 dB and 3 dB respectively.

IV. RESULTS

In this section, we evaluate the proposed NN models for symbol enhancement and equalization tasks using both synthetic and real data. As both NNs consider the tasks as regression problems, the ML metric used to evaluate the models is the MSE loss.

The NNs produce real-valued complex symbols, which are then converted back into complex sym-

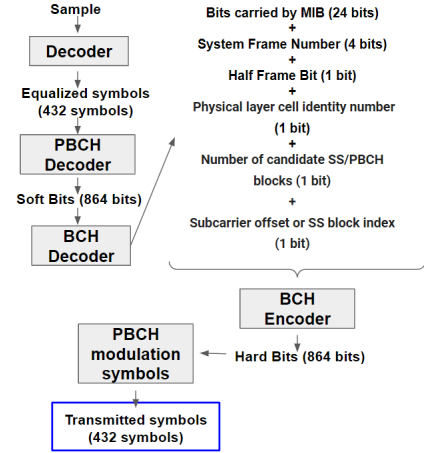


Fig. 3: Transmitted real data regeneration-after-decoding approach.

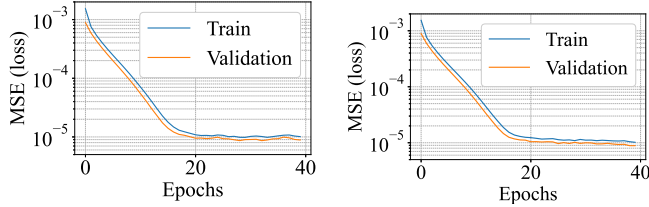
bols. These symbols can be represented as constellations (see Figure 5a). We demodulate the complex symbols to obtain received bits, which are compared to transmitted bits to calculate the bit error rate (BER), serving as a system performance metric.

A. Synthetic data

In this subsection, we consider a synthetic dataset for both the training and testing phases of the proposed NN models. This synthetic dataset is essential for assessing how well our models function in a controlled environment. The obtained MSE is shown in Figures 4a and 4b for Symbol Enhancement NN and Equalization NN, respectively, trained and tested with SNR = 20 dB. The NNs exhibit optimal performance when evaluated under SNR conditions matching their training data. For instance, improved symbol constellations are evident in Figures 5a and 5b when the NNs are tested with samples that have the same SNR as the training data.

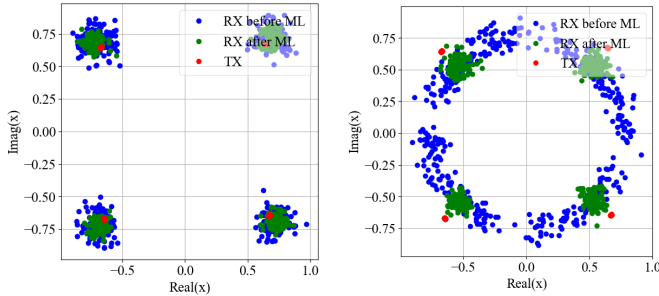
On the other hand, testing the models at SNRs different from their training data leads to significant performance degradation. For instance, when Equalization NN is trained with samples with a SNR of 20 dB and then tested with samples with a SNR of 10 dB, the gap between the MSE obtained during training and validation increases, as illustrated in Figure 6a.

A similar degradation in performance can be noticed in Figure 6b when the models are trained across a range of SNRs but are evaluated under a specific, fixed SNR condition.



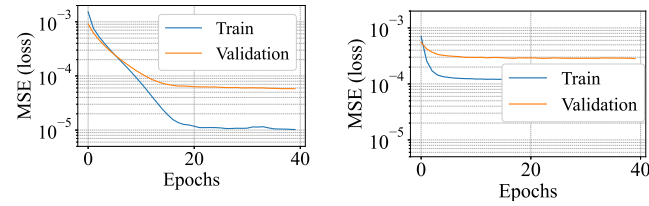
(a) Symbol Enhancement NN (b) Equalization NN

Fig. 4: Learning curves for NNs trained and tested with SNR = 20dB with synthetic data.



(a) Symbol Enhancement NN (b) Equalization NN

Fig. 5: Constellations for NNs trained and tested with SNR = 20dB with synthetic data.



(a) 20,10 (b) several,20

Fig. 6: Learning curves for Equalization NN with synthetic data. (a) Trained with SNR = 20 dB and tested with SNR = 10 dB. (b) Trained with several SNRs and tested with SNR = 20 dB

The models' ability to generalize and maintain their efficacy across a variety of real-world scenarios is directly impacted by the nature of the samples used during training.

We compare the BER without ML techniques to the BER with our NN models in Figure 7. We explore three training scenarios. In the first scenario, individual training for each SNR results in specialized models for each SNR setting. In the second scenario, training across various SNRs leads

to a single unified model for symbol enhancement and another for equalization, testing the models' adaptability. In the third and final scenario, exclusive training at SNR = 20 dB produces a model specialized for this SNR setting. These trained models are then tested at specific SNR levels.

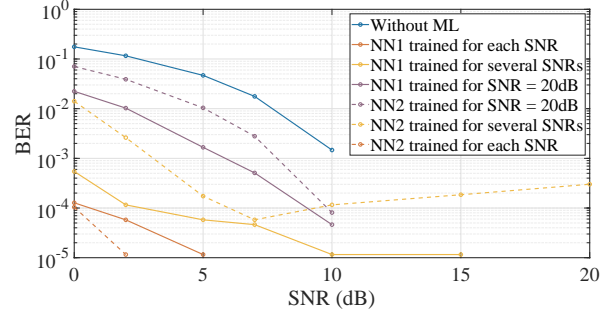
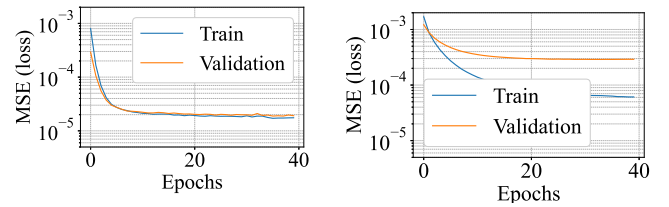


Fig. 7: BER curves before and after Symbol Enhancement NN and Equalization NN for synthetic data.

B. Real data

In this subsection, we consider a dataset obtained from real-world experimental tests to train and test the proposed NN models. The obtained MSE is shown in Figures 8a and 8b for Symbol Enhancement NN and Equalization NN, respectively.

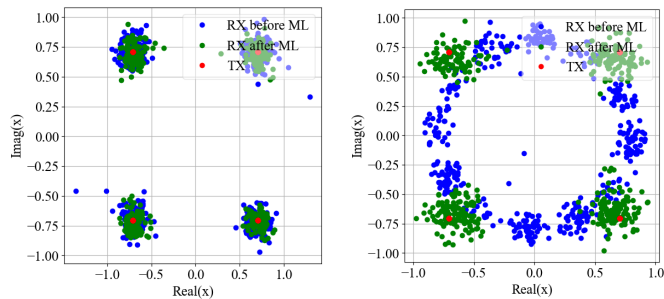


(a) Symbol Enhancement NN (b) Equalization NN

Fig. 8: Learning curves for NNs trained and tested with SNR = 20dB with real data.

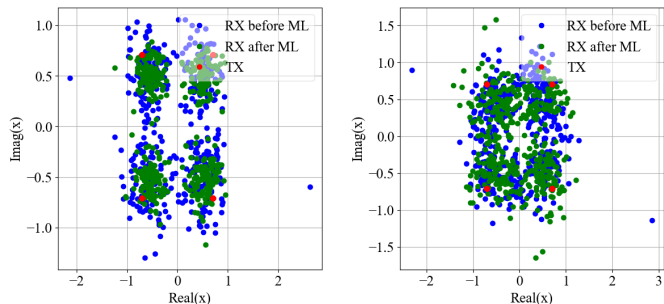
Symbol Enhancement NN demonstrates a satisfactory level of performance, maintaining acceptable MSE values, and its constellations in Figures 10a and 10a closely resemble the transmitted symbols. In terms of BER, Figure 11 shows Symbol Enhancement NN outperforming traditional equalizers without ML. This indicates Symbol Enhancement NN's effectiveness and robustness in real-world data scenarios.

On the other hand, Equalization NN exhibits a larger gap between training and validation MSE in Figure 8b, indicating poorer performance with real data compared to synthetic data. While Figures 9b and 10b suggest Equalization NN’s ability to equalize symbols, its BER is less favorable than conventional equalizers without ML, as shown in Figure 11. This underscores the challenge of addressing equalization problems when training data inadequately represents the issues targeted by the Equalization NN.



(a) Symbol Enhancement NN (b) Equalization NN

Fig. 9: Constellations for NNs trained and tested with SNR = 20dB for real data.



(a) Symbol Enhancement NN (b) Equalization NN

Fig. 10: Constellation for NNs trained and tested with SNR = 10dB for real data.

V. CONCLUSION AND FUTURE WORK

In this work, we’ve highlighted the potential of machine learning to improve 5G satellite signal decoding. We proposed two NNs to handle symbol enhancement and equalization tasks. The results demonstrate significant improvements for both synthetic and real datasets. Our future work aims to broaden our training dataset by capturing a wider

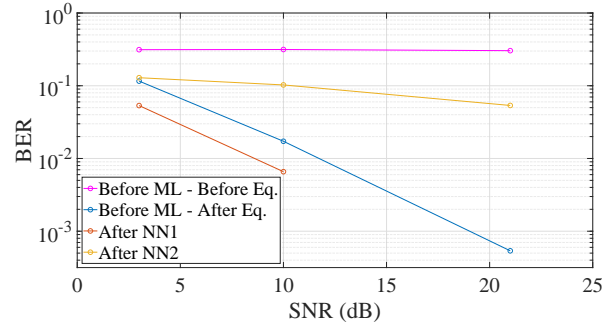


Fig. 11: BER curve for real data before and after Symbol Enhancement NN and Equalization NN.

range of signals. We expect to refine our machine learning models and enhance their adaptability in real-world satellite communication environments.

REFERENCES

- [1] “Update-on-5g-non-terrestrial-networks,” <https://www.5gamericas.org/update-on-5g-non-terrestrial-networks/>, accessed: 2023-09-09.
- [2] X. Lin, “An overview of 5G advanced evolution in 3GPP release 18,” *IEEE Communications Standards Magazine*, vol. 6, no. 3, pp. 77–83, 2022.
- [3] A. Machumilane, A. Gotta, P. Cassara, G. Amato, and C. Genaro, “Learning-based traffic scheduling in non-stationary multipath 5G non-terrestrial networks,” *Remote Sensing*, vol. 15, no. 7, p. 1842, 2023.
- [4] M. K. Dahouda, S. Jin, and I. Joe, “Machine learning-based solutions for handover decisions in non-terrestrial networks,” *Electronics*, vol. 12, no. 8, p. 1759, 2023.
- [5] S. Mahboob and L. Liu, “A tutorial on AI-enabled non-terrestrial networks in 6G,” *arXiv preprint arXiv:2303.01633*, 2023.
- [6] H. Ye, G. Y. Li, and B.-H. Juang, “Power of deep learning for channel estimation and signal detection in OFDM systems,” *IEEE Wireless Communications Letters*, vol. 7, no. 1, pp. 114–117, 2017.
- [7] X. Gao, S. Jin, C.-K. Wen, and G. Y. Li, “Comnet: Combination of deep learning and expert knowledge in OFDM receivers,” *IEEE Communications Letters*, vol. 22, no. 12, pp. 2627–2630, 2018.
- [8] M. O. K. Mendonça and P. S. R. Diniz, “OFDM receiver using deep learning: Redundancy issues,” in *2020 28th European Signal Processing Conference (EUSIPCO)*. IEEE, 2021, pp. 1687–1691.
- [9] 3GPP, “NR; Physical channels and modulation,” 3rd Generation Partnership Project (3GPP), Technical Specification (TS) 38.211. [Online]. Available: <http://www.3gpp.org/DynaReport/38211.htm>
- [10] “6GSPACE Lab website,” <https://6gspacelab.uni.lu/>, accessed: 2023-09-09.