

# PP-MET: A REAL-WORLD PERSONALIZED PROMPT BASED MEETING TRANSCRIPTION SYSTEM

Xiang Lyu, Yuhang Cao, Qing Wang, Jingjing Yin, Yuguang Yang, Pengpeng Zou, Yanni Hu, Heng Lu

Ximalaya Inc., Shanghai, China

## ABSTRACT

Speaker-attributed automatic speech recognition (SA-ASR) improves the accuracy and applicability of multi-speaker ASR systems in real-world scenarios by assigning speaker labels to transcribed texts. However, SA-ASR poses unique challenges due to factors such as speaker overlap, speaker variability, background noise, and reverberation. In this study, we propose PP-MeT system, a real-world personalized prompt based meeting transcription system, which consists of a clustering system, target-speaker voice activity detection (TS-VAD), and TS-ASR. Specifically, we utilize target-speaker embedding as a prompt in TS-VAD and TS-ASR modules in our proposed system. In contrast with previous system, we fully leverage pre-trained models for system initialization, thereby bestowing our approach with heightened generalizability and precision. Experiments on M2MeT2.0 Challenge dataset show that our system achieves a cp-CER of 11.27% on the test set, ranking first in both fixed and open training conditions.

**Index Terms**— SA-ASR, TS-VAD, TS-ASR, personalized prompt, M2MeT2.0 Challenge

## 1. INTRODUCTION

The rapid advancements in deep learning have led to remarkable strides in automatic speech recognition (ASR), substantially enhancing its overall performance. Despite these achievements, ASR systems continue to face challenges in real-world far-field scenarios, such as meetings or home parties, where background noise, unavoidable reverberation, and overlapping speech from multiple speakers can significantly degrade their performance. In order to develop a robust ASR system in such challenging acoustic environments, numerous research studies have concentrated on multi-channel multi-party speech recognition and diarization within dinner party scenarios [1, 2].

The objective of the M2MeT2.0 challenge [3, 4] is to address the ASR task in multi-party meetings, which involves providing precise transcriptions and identifying the corresponding speakers. To advance the practical application of current multi-speaker speech recognition systems, the M2MET 2.0 Challenge evaluates the task of Speaker-

attributed ASR (SA-ASR). Additionally, the challenge includes two sub-tracks: fixed training condition track and open training condition track. Speaker-attributed ASR (SA-ASR) poses several challenges due to the complexity of accurately attributing speech to specific speakers. The SA-ASR task improves the accuracy and applicability of multi-speaker ASR systems in real-world scenarios by assigning speaker labels to transcribed texts. Unlike traditional ASR systems that transcribe speech without considering speaker identities, SA-ASR goes a step further by associating each recognized word or phrase with the corresponding speaker.

SA-ASR faces unique challenges due to factors like speaker overlap, speaker variability, background noise, and reverberation. Overcoming these challenges involves developing advanced algorithms and techniques for speaker diarization, speech separation, and speaker recognition to accurately attribute spoken words to their respective speakers. The development of SA-ASR systems has the potential to improve the performance and usability of speech recognition in scenarios where multiple speakers are present, enabling applications that require speaker-specific information and analysis.

In this study, we present the PP-MeT system, a personalized-prompt based meeting transcription system designed to address the ASR task in multi-party meetings. Our approach comprises three essential components: a clustering system, target-speaker voice activity detection (TS-VAD), and target-speaker ASR (TS-ASR). To enhance the system's performance and applicability, we integrate target-speaker embeddings as prompts within the TS-VAD and TS-ASR modules. Leveraging pre-trained models during system initialization further empowers our approach, granting it superior generalizability and precision. In experiments conducted on the M2MeT2.0 dataset, our integrated PP-MeT system achieves a concatenated minimum permutation character error rate (cp-CER) of only 11.27% on the test set, achieving the top position in both fixed and open training conditions. We also release our inference system with pre-trained models at website<sup>1</sup>.

The rest of this paper is organized as follows. In Section 2, we detail the architecture of the PP-MeT system. Datasets

<sup>1</sup><https://github.com/XimalayaEverestIntelligentLab/M2MET2.0>

and experimental setup are described in Section 3. Section 4 presents the experimental results of M2MeT2.0 Challenge test set and our ablation study. Finally, we conclude in Section 5.

## 2. PROPOSED SYSTEM DESCRIPTION

The overview of our proposed PP-MeT system for the M2MeT2.0 Challenge is shown in Figure 1.

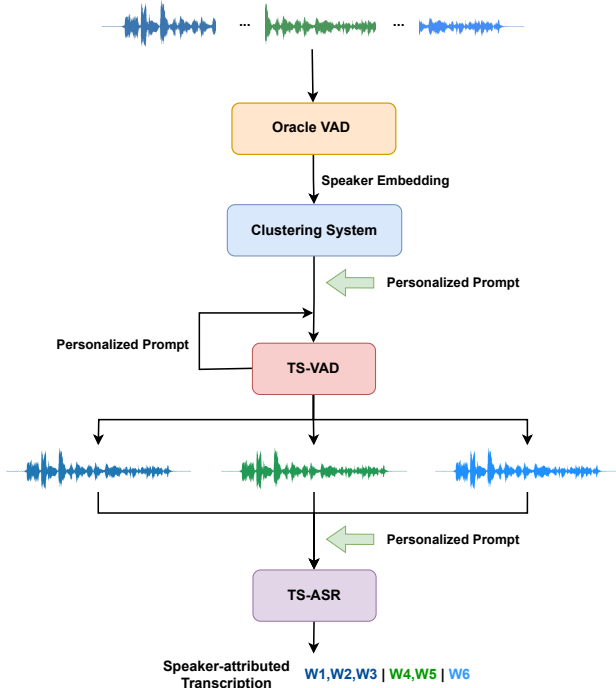


Fig. 1: The overview of our proposed PP-MeT system.

### 2.1. Speaker Embedding System

As M2MeT2.0 encourage the participants to use pre-trained models, we use two pre-trained models<sup>2</sup> from Wespeaker toolkit [5, 6]. One is Resnet34 from the CN-Celeb example, and another is ResNet34-LM, which is obtained by further training ResNet34 with a large-margin technique. We also train a ResNet34 model with Speechbrain toolkit<sup>3</sup> to introduce diversity to our speaker embedding model. We will refer to these three speaker embedding models as SV-1/2/3 and the corresponding personalized prompt as Prompt-1/2/3 for simplicity.

### 2.2. Clustering System

Before proceeding to TS-VAD and TS-ASR systems, we need to estimate the number of speakers and initialize personalized

<sup>2</sup><https://github.com/wenet-e2e/wespeaker/blob/master/docs/pretrained.md>

<sup>3</sup><https://github.com/speechbrain/speechbrain/tree/develop>

prompts using clustering algorithm.

First, we extract voice speech segments based on VAD results for each session. Then we split each segment into subsegments using a fixed 3s window size and 1.5s window-shift. After that, we use speaker embedding model to extract embedding for each subsegment. Finally, we feed the L2-normalized embedding into the clustering algorithm and obtain the speaker number for each session, as well as the label for each subsegment.

We use DOVER-lap toolkit [7]<sup>4</sup> to merge clustering results from different channel and speaker embedding models. We compare Auto-tuning Spectral Clustering with Normalized Eigen Gap [8](NME-SC) with Agglomerative Hierarchical Clustering(AHC) algorithm. As NME-SC outperforms AHC by a large margin, we use NME-SC algorithm results to initialize personalized prompts.

After obtaining the clustering system result, for each speaker, we extract speech that contains only the targeted speaker as personalized speech. Then we repeat the speaker embedding extraction steps over the personalized speech and use the mean-pooled L2-normalized speaker embedding as the personalized prompt.

### 2.3. TS-VAD System

As the clustering system can not handle overlap speech, it results in a high miss error in multi-party meeting scenarios. To further reduce DER, we use TS-VAD system to give a more accurate estimate of speaker labels.

We use ResNet34 model as backbone for our TS-VAD system, which is the same as that of speaker embedding model. First, we extract the pooling layer input as frame-level speaker embedding. Then we do a stats-pooling with 3-second stride to extract the frame level mean and std feature, and concatenate it with the original frame-level speaker embedding. We do mean-pooling and attention-pooling for frame-level speaker embedding and personalized prompts, respectively. After that, we use a conformer decoder layer to explore the relationship between the frame-level speaker embedding and personalized prompt. We feed the frame-level speaker embedding feature as conformer decoder input, and each personalized prompt as decoder memory. Finally, we concatenate the conformer decoder layer output and use a BiLSTM layer to explore the relationship among each speaker. The BiLSTM output is fed into a fully-connect(FC) layer with a sigmoid activation function to generate the final TS-VAD probability[9, 10]. The detailed TS-VAD model structure is shown in Figure 2.

### 2.4. TS-ASR system

Far-Field ASR poses a greater challenge compared to ASR of speech captured by a close-proximity microphone due to the

<sup>4</sup><https://github.com/desh2608/dover-lap>

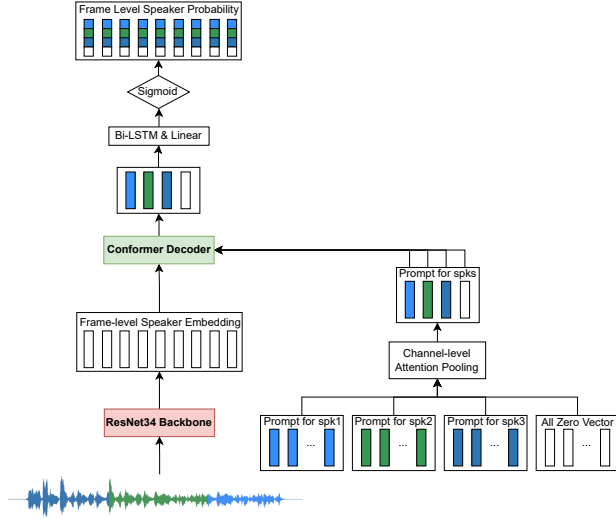


Fig. 2: TS-VAD model structure

degraded quality of the signal. To address this, we endeavor to engage in speech enhancement. In our practical pursuit, there exist two pivotal components. Firstly, we employ a sophisticated dereverberation method based on weighted prediction error (WPE) [11] to mitigate the effects of late reverberation. In the challenge, we utilize an accelerated GPU-version of WPE, incorporating the following parameters: taps=12, delay=2, iterations=3. Secondly, in order to further attenuate late reverberation and minimize noise interference, the weighted delay-and-sum acoustic beamforming (BeamformIt) method [12] is employed.

As M2MeT2.0 requires participants to give transcription for each speaker, we upgrade the traditional ASR model into TS-ASR system with personalized prompt module, which enables it to yield different transcription given different personalized prompt [13, 14]. We feed the personalized prompt into a FC layer, and do Hadamard product with the output from the first layer of both asr encoder and decoder. As our TS-ASR model makes little modification to the traditional ASR model, we can easily adapt a pre-trained ASR model into a TS-ASR model. We use Unfied-Conformer [15] model pretrained on wenetspeech<sup>5</sup> from [16] as the TS-ASR model backbone. The detailed TS-ASR model structure is shown in Figure 3.

### 3. EXPERIMENTAL SETUP

#### 3.1. Datasets

The original M2MeT1.0 dataset [3] contains 118.75 hours of speech data in total. The dataset is divided into 104.75 hours for training, 4 hours for development (denoted as Dev 1.0), and 10 hours as test set (denoted as Test 1.0) for scoring and ranking in M2MeT1.0 Challenge. Test 1.0 is used as development set in M2MeT2.0 Challenge. M2MeT2.0 uses a new 10

<sup>5</sup>[https://github.com/wenet-e2e/wenet/blob/main/docs/pretrained\\_models.md](https://github.com/wenet-e2e/wenet/blob/main/docs/pretrained_models.md)

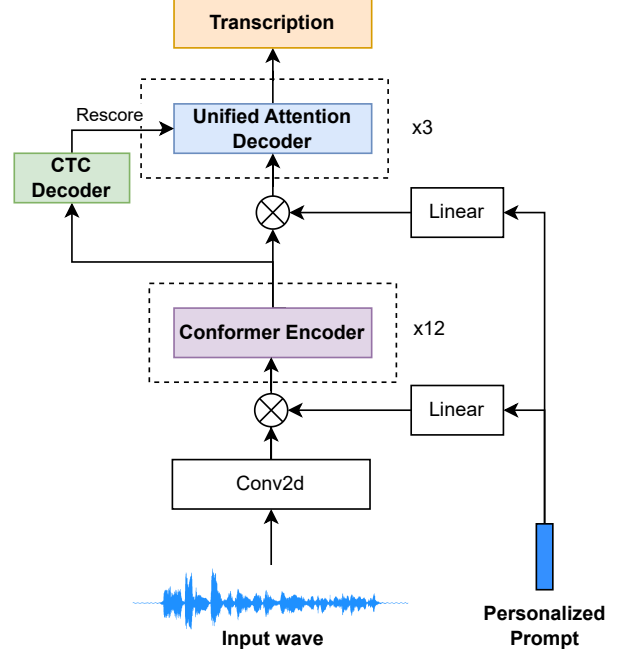


Fig. 3: TS-ASR model structure

hours dataset (denote as Test 2.0) as test set. AISHELL4 [17] is a real-recorded Mandarin speech dataset collected by 8-channel circular microphone array for speech processing in a conference scenario. This dataset consists of 211 recorded meeting sessions, each containing 4 to 8 speakers, with a total length of 120 hours, aiming to bridge the advanced research on multi-speaker processing and the practical application scenarios. CN-Celeb [18] is a large-scale speaker recognition dataset collected ‘in the wild’. This dataset contains more than 130,000 utterances from 1,000 Chinese celebrities, and covers 11 different genres in the real world.

Both M2MeT and AISHELL4 datasets are far-field multi-channel datasets, while the CN-Celeb dataset is a near-field dataset. Figure 4 shows the data preparation. By Oracle VAD, the non-overlap speech of each speaker is obtained from both near-field and far-field data. Then the personalized prompt is extracted. The M2MeT dataset is processed according to the given prior information into continuous voice speech. All far-field multi-channel datasets are pre-processed to generate enhanced data by WPE and BF. The original far-field 8-channel data and the enhanced data compose the speech of each speaker, which is used in the next training process.

The data flow of each training process is shown in Figure 5. The near-field data is processed into 3-second uniform segments and used in speaker embedding training. In TS-VAD model training, the continuous voice speech and non-overlap speech with online augmentation are processed into 16-second uniform segments, and the target-speaker embedding is used as a prompt. Moreover, the speech segment of each speaker and the personalized prompt are used in TS-

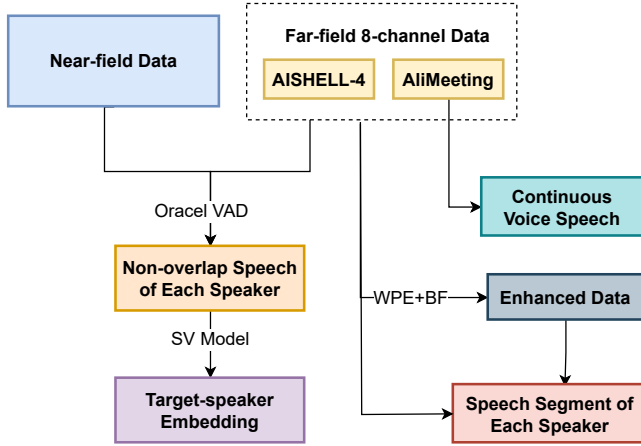


Fig. 4: Data preparation before training.

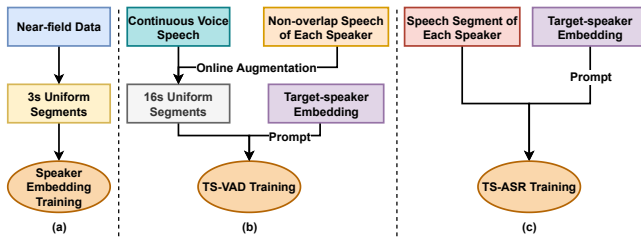


Fig. 5: Data flow in each training process.

ASR model training.

### 3.2. System Setup

For all systems, we use 80-dimension log-mel filter bank (Fbank) feature as input. The Fbank feature is extracted using a 25ms window length and 10ms window shift.

#### 3.2.1. Speaker embedding system

we use CN-Celeb data [18] to train our speaker embedding model and split each utterance into 3s uniform length segments. When iterating over all segments, we introduce diversity by randomly offsetting the start frame of the segments from -1.5s to 1.5s. All these three speaker embedding models are trained using AAM softmax loss [19] and generate 256 dimension speaker embedding as output. We use a cyclical learning rate policy to dynamically adjust the lr for 16 epochs.

#### 3.2.2. TS-VAD system

we use M2MeT2.0 training data and Aishell-4 data for training. For each session, first, we extract and combine all voiced speech as our real training data. Then, for each speaker, we extract and combine speech that contains only the target

speaker as personalized speech. Finally, we initialize Prompt-1/2/3 using personalized speech. If the number of speaker is less than 4, we pad Prompt-1/2/3 using zero vectors.

During training, we split the real training data into 16s segments and iterate over each segment. We also do an on-line data simulation by choosing personalized speech from random speakers to fill up the voiced region of real data[20]. It is important that the randomly chosen speakers are from the same session, in case the model learns background noise feature of each session, rather than the essential difference of each speaker.

We train three TS-VAD models based on SV-1/2/3 and Prompt-1/2/3. For all TS-VAD models, we use 2 layers, 256-dimension input, 512-dimension hidden dimension, and 8 heads for the conformer decoder setup. We use 2 layers, 1024 dimension input, and 512 hidden dimensions for BiLSTM setup.

TS-VAD training consists three key stages. In stage 1, we copy the pre-trained speaker embedding parameter into the TS-VAD model, freeze the backbone part and train the model using real and simulated data until convergence with  $1e-3$  lr. In stage 2, we train the whole model using real and simulated data until convergence with  $1e-4$  lr. In stage 3, we finetune the whole model only using real data with  $1e-5$  lr. We choose the model with the lowest DER on Test 1.0 for decoding.

During TS-VAD decoding, we initialize Prompt-1/2/3 from clustering system. We can iterate over the TS-VAD system by re-initialize Prompt-1/2/3 using TS-VAD system outputs.

#### 3.2.3. TS-ASR system

We use the WeNet toolkit and its pre-trained Unified-Conformer model on WeNetSpeech as backbone. Since M2MeT2.0 and Aishell-4 training data comprise multiple channels, on one hand, we directly feed the model with raw mean-pooled data, on the other hand, we feed the model with enhanced single-channel data. Additionally, we incorporate speed augmentation techniques during the training process. It is imperative to note that when the audio speed is altered, the corresponding personalized prompt for that particular speed variation should be rendered.

We also train three TS-ASR systems based on Prompt-1/2/3. For all TS-ASR models, we use 12-layer conformer encoder with 512 dimension output, 2048 dimension linear units, and 8 attention heads. We use a 3-layer bi-transformer decoder with 2048 dimension linear units and 8 attention heads. For the personalized prompt module, we feed the 256 dimension personalized prompt into a FC layer, project it into a 512 dimension vector and do a Hadamard product with the first layer output of both encoder and decoder.

TS-ASR training also consists three key stages. In stage 1, we freeze the Unified-Conformer backbone, and only train the personalized prompt module using raw data and enhanced

data. In stage 2, we train the whole model with  $1e-4$  lr. In stage 3, we finetune the whole model with  $1e-5$  lr using enhanced data.

## 4. EXPERIMENTAL RESULTS

### 4.1. Results on M2MeT2.0 Challenge

M2MeT2.0 challenge uses concatenated minimum permutation character error rate (cp-CER) as the evaluation metric. It computes the minimum CER given all speaker permutations, which requires the system to give the correct transcription and speaker label. The calculation of cp-CER is divided into three steps. First, recognition results and reference transcriptions belonging to the same speaker are concatenated on the timeline in a session. Second, the character error rate (CER) of all permutations of speakers is calculated. Finally, the lowest CER is selected as the cp-CER.

Table 1 presents the cp-CER results of the official baseline and each competition system. Our system achieves 15.05%, 16.84%, and 11.27% cp-CER on Dev 1.0, Test 1.0, and Test 2.0, respectively. Notice that cp-CER on Dev 1.0 and Test 1.0 is achieved using oracle diarization result. We can observe that our PP-MeT model gives better results over the official baseline and achieve up to 30.28% absolute cp-CER improvement due to the enhanced dataset and advanced model architectures. achieving first place in the challenge.

System	Dev 1.0	Test 1.0	Test 2.0
<b>PP-MeT (Rank 1st)</b>	<b>15.05</b>	<b>16.84</b>	<b>11.27</b>
Rank 2nd Team	–	–	18.64
Rank 3rd Team	–	–	22.83
Rank 4th Team	–	–	23.51
Rank 5th Team	–	–	24.82
Official Baseline	47.4	52.57	41.55

**Table 1:** The cp-CER (%)↓ results of each competition system on the M2MeT Dev 1.0, Test 1.0, and Test 2.0.

### 4.2. Ablation Study

We conduct a detailed ablation study to better understand the contribution of cp-CER from each system, and the significance of pre-trained models.

#### 4.2.1. Clustering System

As clustering system gives the estimate of speaker number and rough speaker label, its performance determines the superior limit of the whole PP-MeT system. In Table 2, we study the impact of different speaker embedding models and clustering algorithms in clustering systems.

SV-1/2/3 achieves 7.13%, 6.49%, and 7.06% on CN-Celeb dev trials, respectively. The threshold for AHC clustering is tuned on Dev 1.0. Results show that given each model and channel, NME-SC outperforms AHC significantly. DOVER-lap makes the clustering result more stable by leveraging clustering results from different channels and models.

As the accuracy of speaker embedding directly affects the quality of speaker embedding, DER relates to speaker embedding performance evidently. The lowest DER is achieved by SV-2, which also achieves the lowest EER on CN-Celeb trials.

#### 4.2.2. TS-VAD system

In Table 3, we study the impact of pre-trained speaker embedding model and different model architectures in TS-VAD system.

Results show that pre-trained model contributed heavily to the performance of TS-VAD system. If TS-VAD model backbone parameter is randomly initialized, it only achieves 13.28% DER on Test 1.0, which is only slightly better than that of clustering system. Also, TS-VAD model backbone should match that of the personalized prompt. If we initialize the TS-VAD model backbone parameter using pre-trained ECAPA-TDNN speaker embedding model and train with Prompt-1. It achieves 7.68% DER, which is much worse than its counterpart using matched speaker embedding model and prompt. The above results demonstrate the importance of pre-trained models in TS-VAD system, and using matched speaker embedding model for initialization and personalized prompt makes it easier to explore the relationship between frame-level speaker embedding and personalized prompt.

We can also observe that the DER drops moderately if we iterate the TS-VAD system by refining Prompt-1/2/3 using TS-VAD system output.

#### 4.2.3. TS-ASR System

In Table 4, we study the impact of pre-trained models and personalized prompts in TS-ASR system.

First, we try to finetune the pre-trained unified-conformer ASR model directly without any structure modification. Results show that the pre-trained ASR model achieves 32.63% and 35.89% cp-CER on Dev 1.0 and Test 1.0. After finetuning the model on M2MET2.0 and Aishell-4 data, the cp-CER drops to 22.55% and 26.43%, respectively. However, the cp-CER improvement is largely due to the model performance on nonoverlap speech. It fails to decrease further because the traditional ASR model cannot handle overlap speech.

Then, we try to train the TS-ASR model from scratch with Prompt-1. However, the TS-ASR model with a unified-conformer backbone fails to converge. This demonstrates the necessity of pre-trained ASR model backbone in our TS-ASR system.

Clustering Method	SV Model	Channel 1-8 DER(%) ↓								DER (%)_Channel ↓	DER (%)_Model ↓
SC	SV-1	16.87	16.21	16.89	17.49	18.61	18.00	<b>16.09</b>	18.85	16.40	<b>15.22</b>
	SV-2	<b>15.96</b>	16.22	16.41	16.39	16.86	16.57	16.55	17.99	<b>15.22</b>	
	SV-3	17.26	<b>16.18</b>	17.16	16.97	17.07	16.55	16.52	17.11	15.75	
AHC	SV-1	28.22	27.11	26.92	25.79	25.90	24.52	26.61	26.25	22.95	22.43
	SV-2	26.48	23.85	26.13	26.70	25.28	25.61	24.58	26.65	22.43	
	SV-3	25.90	26.74	29.33	27.19	27.51	27.02	26.09	25.87	22.94	

**Table 2:** DER Results for each clustering system on Test 1.0

Initialization Model Parameter	Personalized Prompt	DER (%)_Iter0 ↓	DER (%)_Model ↓	DER (%)_Iter1 ↓	DER (%)_Model ↓
SV-1	Prompt-1	5.22	<b>3.19</b>	4.87	<b>2.99</b>
SV-2	Prompt-2	4.52		4.25	
SV-3	Prompt-3	<b>4.02</b>		<b>3.64</b>	
Random	Prompt-1	13.28		–	
ECAPA	Prompt-1	7.68		–	

**Table 3:** DER Results for each TS-VAD model on Test 1.0

Finally, we train three TS-ASR models based on the Prompt-1/2/3. cp-CER on TS-ASR model with pretrained ASR model backbone and Prompt-1/2/3 drops dramatically both on Dev 1.0 and Test 1.0. The result shows that pre-trained ASR model with Prompt-2 achieves the lowest cp-CER, which means that the performance of pre-trained speaker embedding model also affects the performance of TS-ASR on overlapped speeches.

We also try to finetune the TS-ASR model further using LF-MMI with k2 toolkit<sup>6</sup>, and introducing LM information by decoding with HLG. However, the cp-CER fails to drop on both Dev 1.0 and Test 1.0. This is due to the fact that in multi-party meeting scenario, the transcription from each session is highly irrelevant. External LM information can not help to decrease cp-CER.

In Table 4, *Test 1.0* cp-CER is calculated using segments and prompts from TS-VAD system. The gap between cp-CER of *Test 1.0* and Test 1.0 means the degradation introduced by TS-VAD system, which is approximately 2%. We obtain final results by leveraging each system results using SCTK rover toolkit<sup>7</sup>.

## 5. CONCLUSION

In this paper, we present our PP-MET system for the Multi-channel Multi-party Meeting Transcription Challenge 2.0 (M2MeT2.0) to address the ASR task in a multi-party meet-

Personalized Prompt	Dev 1.0	Test 1.0	<i>Test 1.0</i>
–	22.55	26.43	–
Prompt-1	15.35	17.20	19.45
Prompt-2	<b>15.13</b>	<b>17.08</b>	<b>19.06</b>
Prompt-3	15.28	17.16	19.06
Rover	<b>15.05</b>	<b>16.84</b>	<b>18.92</b>

**Table 4:** cp-CER (%) results for each TS-ASR model on Dev 1.0, Test 1.0 and *Test 1.0*.

ing scenario. Compared with the other conventional systems, we incorporate target-speaker embedding as a personalized prompt in both TS-VAD and TS-ASR stage. Moreover, to further enhance the system’s robustness and reduce the training cost, pre-trained models are used in our system’s initialization, enabling fast adaptation across all modules. Experimental results shows proposed system outperforms conventional systems by a large margin.

In future work, we plan to explore the potential of expanding personalized prompts on the time axis. Additionally, we aim to enhance the TS-ASR model by jointly training the speaker embedding module with the ASR backbone, further improving its performance.

## 6. REFERENCES

- [1] Jon Barker, Shinji Watanabe, Emmanuel Vincent, and Jan Trmal, “The fifth ‘chime’ speech separation and

<sup>6</sup><https://github.com/k2-fsa/k2>

<sup>7</sup><https://github.com/usnistgov/SCTK>

- recognition challenge: dataset, task and baselines,” *arXiv preprint arXiv:1803.10609*, 2018.
- [2] Shinji Watanabe, Michael Mandel, Jon Barker, Emmanuel Vincent, Ashish Arora, Xuankai Chang, Sanjeev Khudanpur, Vimal Manohar, Daniel Povey, Desh Raj, et al., “Chime-6 challenge: Tackling multispeaker speech recognition for unsegmented recordings,” *arXiv preprint arXiv:2004.09249*, 2020.
- [3] Fan Yu, Shiliang Zhang, Yihui Fu, Lei Xie, Siqi Zheng, Zhihao Du, Weilong Huang, Pengcheng Guo, Zhijie Yan, Bin Ma, et al., “M2met: The icassp 2022 multi-channel multi-party meeting transcription challenge,” in *ICASSP 2022-2022 IEEE International Conference on Acoustics, Speech and Signal Processing (ICASSP)*. IEEE, 2022, pp. 6167–6171.
- [4] Yuhao Liang, Mohan Shi, Fan Yu, Yangze Li, Shiliang Zhang, Zhihao Du, Qian Chen, Lei Xie, Yanmin Qian, Jian Wu, Zhuo Chen, Kong Aik Lee, Zhijie Yan, and Hui Bu, “The second multi-channel multi-party meeting transcription challenge (m2met) 2.0): A benchmark for speaker-attributed asr,” in *arxiv preprint arxiv:2309.13573*, 2023.
- [5] Hongji Wang, Chengdong Liang, Shuai Wang, Zhengyang Chen, Binbin Zhang, Xu Xiang, Yanlei Deng, and Yanmin Qian, “Wespeaker: A research and production oriented speaker embedding learning toolkit,” in *ICASSP 2023-2023 IEEE International Conference on Acoustics, Speech and Signal Processing (ICASSP)*. IEEE, 2023, pp. 1–5.
- [6] Kaiming He, Xiangyu Zhang, Shaoqing Ren, and Jian Sun, “Deep residual learning for image recognition,” in *Proceedings of the IEEE conference on computer vision and pattern recognition*, 2016, pp. 770–778.
- [7] Desh Raj, Leibny Paola Garcia-Perera, Zili Huang, Shinji Watanabe, Daniel Povey, Andreas Stolcke, and Sanjeev Khudanpur, “Dover-lap: A method for combining overlap-aware diarization outputs,” in *2021 IEEE Spoken Language Technology Workshop (SLT)*. IEEE, 2021, pp. 881–888.
- [8] Tae Jin Park, Kyu J Han, Manoj Kumar, and Shrikanth Narayanan, “Auto-tuning spectral clustering for speaker diarization using normalized maximum eigen-gap,” *IEEE Signal Processing Letters*, vol. 27, pp. 381–385, 2019.
- [9] Weiqing Wang, Xiaoyi Qin, and Ming Li, “Cross-channel attention-based target speaker voice activity detection: Experimental results for the m2met challenge,” in *ICASSP 2022-2022 IEEE International Conference on Acoustics, Speech and Signal Processing (ICASSP)*. IEEE, 2022, pp. 9171–9175.
- [10] Ivan Medennikov, Maxim Korenevsky, Tatiana Prisyach, Yuri Khokhlov, Mariya Korenevskaya, Ivan Sorokin, Tatiana Timofeeva, Anton Mitrofanov, Andrei Andrusenko, Ivan Podluzhny, et al., “Target-speaker voice activity detection: a novel approach for multi-speaker diarization in a dinner party scenario,” *arXiv preprint arXiv:2005.07272*, 2020.
- [11] Tomohiro Nakatani, Takuya Yoshioka, Keisuke Kinoshita, Masato Miyoshi, and Biing-Hwang Juang, “Speech dereverberation based on variance-normalized delayed linear prediction,” *IEEE Transactions on Audio, Speech, and Language Processing*, vol. 18, no. 7, pp. 1717–1731, 2010.
- [12] Xavier Anguera, Chuck Wooters, and Javier Hernando, “Acoustic beamforming for speaker diarization of meetings,” *IEEE Transactions on Audio, Speech, and Language Processing*, vol. 15, no. 7, pp. 2011–2022, 2007.
- [13] Takafumi Moriya, Hiroshi Sato, Tsubasa Ochiai, Marc Delcroix, and Takahiro Shinozaki, “Streaming target-speaker asr with neural transducer,” *Proc. Interspeech 2022*, pp. 2673–2677, 2022.
- [14] Hiroshi Sato, Tsubasa Ochiai, Marc Delcroix, Keisuke Kinoshita, Takafumi Moriya, and Naoyuki Kamo, “Should we always separate?: Switching between enhanced and observed signals for overlapping speech recognition,” *arXiv preprint arXiv:2106.00949*, 2021.
- [15] Anmol Gulati, James Qin, Chung-Cheng Chiu, Niki Parmar, Yu Zhang, Jiahui Yu, Wei Han, Shibo Wang, Zhengdong Zhang, Yonghui Wu, et al., “Conformer: Convolution-augmented transformer for speech recognition,” *arXiv preprint arXiv:2005.08100*, 2020.
- [16] Binbin Zhang, Di Wu, Zhendong Peng, Xingchen Song, Zhuoyuan Yao, Hang Lv, Lei Xie, Chao Yang, Fuping Pan, and Jianwei Niu, “Wenet 2.0: More productive end-to-end speech recognition toolkit,” *arXiv preprint arXiv:2203.15455*, 2022.
- [17] Yihui Fu, Luyao Cheng, Shubo Lv, Yukai Jv, Yuxiang Kong, Zhuo Chen, Yanxin Hu, Lei Xie, Jian Wu, Hui Bu, et al., “Aishell-4: An open source dataset for speech enhancement, separation, recognition and speaker diarization in conference scenario,” *arXiv preprint arXiv:2104.03603*, 2021.
- [18] Yue Fan, JW Kang, LT Li, KC Li, HL Chen, ST Cheng, PY Zhang, ZY Zhou, YQ Cai, and Dong Wang, “Cn-celeb: a challenging chinese speaker recognition dataset,” in *ICASSP 2020-2020 IEEE International Conference on Acoustics, Speech and Signal Processing (ICASSP)*. IEEE, 2020, pp. 7604–7608.

- [19] Jiankang Deng, Jia Guo, Niannan Xue, and Stefanos Zafeiriou, “Arcface: Additive angular margin loss for deep face recognition,” in *Proceedings of the IEEE/CVF conference on computer vision and pattern recognition*, 2019, pp. 4690–4699.
- [20] Weiqing Wang, Danwei Cai, Qingjian Lin, Lin Yang, Junjie Wang, Jin Wang, and Ming Li, “The dku-dukecece-lenovo system for the diarization task of the 2021 voxceleb speaker recognition challenge,” *arXiv preprint arXiv:2109.02002*, 2021.