

# Closed-Form Diffusion Models

Christopher Scarvelis  
MIT CSAIL

scarv@mit.edu

Haitz Sáez de Ocáriz Borde  
University of Oxford

chri6704@ox.ac.uk

Justin Solomon  
MIT CSAIL

jsolomon@mit.edu

## Abstract

Score-based generative models (SGMs) sample from a target distribution by iteratively transforming noise using the score function of the perturbed target. For any finite training set, this score function can be evaluated in closed form, but the resulting SGM memorizes its training data and does not generate novel samples. In practice, one approximates the score by training a neural network via score-matching. The error in this approximation promotes generalization, but neural SGMs are costly to train and sample, and the effective regularization this error provides is not well-understood theoretically. In this work, we instead explicitly smooth the closed-form score to obtain an SGM that generates novel samples without training. We analyze our model and propose an efficient nearest-neighbor-based estimator of its score function. Using this estimator, our method achieves competitive sampling times while running on consumer-grade CPUs.

## 1 Introduction

Score-based generative models (SGMs) draw samples from a target distribution  $\rho_1$  by sampling Gaussian noise and flowing it through a possibly noisy velocity field  $v_t$ . This velocity field depends on the *score function* of the perturbed target distribution  $\rho_t$ , which existing SGMs parameterize as a neural network and learn via *score-matching* (Hyvärinen & Dayan, 2005) or denoising (Vincent, 2011; Ho et al., 2020). Although the target distribution  $\rho_1$  (for example, the distribution over human face images) is typically assumed to be continuous, in practice score-matching and denoising problems are solved using an empirical approximation  $\hat{\rho}_1$  to the target distribution constructed from a finite training set.

When  $\hat{\rho}_1$  is the empirical distribution over a finite training set  $\{x_i\}_{i=1}^N$ , the perturbed target distribution  $\rho_t$  is a mixture of Gaussians, whose score function  $\nabla \log \rho_t(z)$  has a simple closed-form expression. This score function is a vector pointing from  $z$  toward a distance-weighted average of all  $N$  rescaled training points and is the *exact* solution to the score-matching problem (Miyasawa, 1961; Raphan & Simoncelli, 2011; Karras et al., 2022). By evaluating this *closed-form score* during sampling, one obtains a training-free sampler for  $\hat{\rho}_1$ . While this approach seems tempting at first glance, two flaws render it unsuitable for real-world applications:

1. Many applications involve large training sets, prohibiting  $O(N)$  computation of the closed-form score.
2. Flowing base samples through the closed-form velocity field simply outputs training samples  $x_i$ , which is not useful in practice.

Existing work avoids these issues by neurally approximating the score of  $\rho_t$ . By compressing training data into the score model’s weights, neural score functions replace a sum over  $N$  training points with a neural network evaluation whose complexity does not depend directly on  $N$ . Moreover, neural SGMs generate novel samples given finite training data thanks to approximation error (from limited model capacity) and optimization error

---

(from undertraining) in learning the score (Pidstrigach, 2022; Yoon et al., 2023; Yi et al., 2023). While neural SGMs are successful, they are costly to train, and sampling them requires many (typically GPU-bound) neural network evaluations. Furthermore, the form of the error that enables neural SGMs to generalize is unknown, making it difficult to characterize the distribution from which these models sample in practice.

Our key insight is that the flaws of naïve closed-form SGMs (in particular, lack of generalization and poor scalability) can be addressed without resorting to costly black-box neural approximations. To this end, we make use of a well-known score formula and introduce *smoothed closed-form diffusion models (smoothed CFDMs)*, a class of training-free diffusion models that require only access to the training set at sampling time. Smoothed CFDMs generate novel samples from a finite training set by flowing Gaussian noise through a velocity field built from a *smoothed* closed-form score. Our method is efficient, has few hyperparameters, and generates plausible samples in high-dimensional tasks such as image generation. By developing this algorithm, we demonstrate that a closed-form score formula can be adapted to build a non-neural sampler that scales to non-trivial generative tasks.

Our specific contributions are as follows:

1. In Section 4, we show that *smoothing* the exact solution to the score-matching problem promotes generalization by encouraging the score function to point towards barycenters of training samples.
2. Using our smoothed score, in Section 5.1 we construct a *closed-form sampler* that generates novel samples without requiring any training, and characterize the support of its samples.
3. In Section 5.4, we accelerate our sampler using a *nearest-neighbor-based estimator* of our smoothed score, and show in Section 6.2 that in practice, one can aggressively approximate our smoothed score at little cost to sample accuracy.
4. In Section 6, we scale our method to high-dimensional tasks such as image generation. By operating in the latent space of a pretrained autoencoder, we generate novel samples from popular image datasets at speeds competitive with existing GPU-bound methods while running on a *consumer-grade laptop with no dedicated GPU*.

## 2 Related work

*Diffusion models* (Sohl-Dickstein et al., 2015; Song & Ermon, 2019; Ho et al., 2020) have recently achieved state of the art performance in image (Rombach et al., 2022; Zhang & Agrawala, 2023) and video generation (Ho et al., 2022a;b). They have also shown promise in 3D synthesis (Luo & Hu, 2021; Poole et al., 2022; Watson et al., 2022; Lukoianov et al., 2024) and in crucial steps of the drug discovery pipeline such as molecular docking (Corso et al., 2023) and generation (Hoogeboom et al., 2022; Schneuing et al., 2022). Despite this progress, however, diffusion models remain costly to train and sample from (Shih et al., 2023). Prior work has sought to accelerate the sampling of diffusion models via model distillation (Salimans & Ho, 2022), operating in a pre-trained autoencoder’s latent space (Vahdat et al., 2021; Rombach et al., 2022), modifying the generative process (Song et al., 2020), using alternative time discretizations for sampling (Zhang & Chen, 2023; Liu et al., 2022; Wu et al., 2023), or by parallelizing sampling steps (Shih et al., 2023). Latent diffusion models also benefit from lower training expenses (Rombach et al., 2022), but publicly-reported training costs for state-of-the-art diffusion models remain high (Bastian, 2022).

Recent works propose alternative diffusion-like models that discard the Markov chain and SDE formalisms from earlier work. Liu et al. (2023) introduce a unified framework for flow-based generative modeling that subsumes diffusion models and show that straightening their model’s flows enables few-step sample generation. Heitz et al. (2023) use a similar objective to construct a straightforward graphics-inspired sampler, and Delbracio & Milanfar (2023) concurrently generalize this framework to arbitrary data perturbations and apply it to image restoration and generation tasks. All of these methods parametrize their flows by neural networks that require extensive training.

While diffusion models draw inspiration from mathematical theory (Feller, 1949; Stroock & Varadhan, 1969a;b; 1972), there have been limited attempts to develop a theoretical understanding. Salmona et al. (2022); Koehler

et al. (2023) study the statistical limitations of diffusion models trained via score-matching, De Bortoli et al. (2021); Lee et al. (2023) present convergence results for diffusion models with absolutely continuous targets, and De Bortoli (2022) extends these results to manifold-supported distributions. However, as diffusion models are trained on an empirical approximation to their target distributions, these results can only show that a diffusion model converges to the empirical distribution of its training set, whereas one is typically interested in generating *novel* samples.

Pidstrigach (2022) takes an initial step in this direction by studying the support of an SGM’s model distribution and providing conditions under which an SGM memorizes its training data or learns to sample from the true data manifold. Oko et al. (2023) further show that diffusion models can attain nearly minimax estimation rates for the true data distribution provided its density lies in an appropriate function class. Yoon et al. (2023) propose and empirically test a memorization-generalization dichotomy, which states that diffusion models may only generalize when they are parametrized by neural networks with insufficient capacity relative to the size of their training set. Yi et al. (2023) note that standard training objectives for diffusion models have closed-form optima given finite training sets and show via experiments that the approximation error of neural score functions enables existing diffusion models to generalize. Recently, Kadkhodaie et al. (2024) study generalization in diffusion models using techniques from applied harmonic analysis, and demonstrate that SGMs trained on sufficiently large datasets learn a distribution that is effectively independent of the training set. Whereas these works study the generalization of existing SGMs, we construct a novel SGM that explicitly perturbs the closed-form score to generalize without the indeterminate approximation error and training costs of a neural score.

Recent works in graphics and vision have also noted that neural networks are unnecessary for tasks such as novel view synthesis, where neural radiance fields (NeRFs) had previously achieved SOTA results (Barron et al., 2022). In light of this, Kerbl et al. (2023) use efficiently optimized 3D Gaussian scene representations to achieve SOTA visual quality in novel view synthesis while operating in real time. In this work, we adopt a similar perspective and investigate the extent to which neural networks can be replaced with efficient and well-understood classical approaches in generative modeling.

### 3 Preliminaries: The closed-form score

*Flow-based generative models* draw samples from a target distribution  $\rho_1$  by sampling from a known base distribution  $\rho_0$  (typically  $\mathcal{N}(0, I)$ ) and flowing these samples through a velocity field  $v_t$  from  $t = 0$  to  $t = 1$ . For an appropriately-chosen  $v_t$ , the samples will be distributed according to the target distribution  $\rho_1$  at  $t = 1$ . SGMs employ a  $v_t$  that depends on the score function  $\nabla \log \rho_t$  of the perturbed data distribution  $\rho_t$ . For example, when  $\rho_0 = \mathcal{N}(0, I)$ , one velocity field satisfying this property is  $v_t^*(z) = \frac{1}{t}(z + (1-t)\nabla \log \rho_t^*(z))$  (Liu et al., 2023), where  $\rho_t^*$  is the marginal distribution of the random variable  $z = tx + (1-t)\epsilon$ , whose samples are target samples  $x \sim \rho_1$  that have been rescaled by  $t$  and perturbed by Gaussian noise  $(1-t)\epsilon \sim \mathcal{N}(0, (1-t)^2I)$ . The score function  $\nabla \log \rho_t^*(z)$  is typically learned via score-matching or denoising.

In practice, one learns an SGM from a finite training set  $\{x_i\}_{i=1}^N$ . In this case, the target distribution  $\hat{\rho}_1$  is the empirical distribution over  $\{x_i\}_{i=1}^N$ , and for the field  $v_t^*$  defined above, the perturbed target distribution  $\rho_t^*$  is a mixture of Gaussians with means  $tx_i$  and common covariance matrix  $(1-t)^2I$ . (We will subsequently use the fact that  $\rho_t^*$  is a mixture of Gaussians to accelerate our sampler in Sections 5.2 and 6.2.) Its score  $\nabla \log \rho_t^*(z)$  has a closed-form expression:

$$\nabla \log \rho_t^*(z) = \frac{1}{(1-t)^2} (k_t(z) - z), \quad (1)$$

$$\text{where } k_t(z) = \sum_{i=1}^N \text{softmax} \left( -\frac{\|z - tX\|^2}{2(1-t)^2} \right)_i tx_i, \quad (2)$$

in which we let  $\|z - tX\|^2$  denote the vector whose  $i$ -th entry is  $\|z - tx_i\|^2$ . This  $\nabla \log \rho_t^*(z)$  is a vector pointing from  $z$  toward a distance-weighted average  $k_t(z)$  of all  $N$  rescaled training points and is the *exact*

solution to the score-matching problem given finite training data. Equation 1 is well-known, having appeared in the empirical Bayes literature as early as in Miyasawa (1961) and more recently in works such as Raphan & Simoncelli (2011) and Karras et al. (2022, Appendix B.3). It has also inspired machine learning methods such as denoising score-matching (Vincent, 2011) and score interpolation (Dieleman et al., 2022).

We define a *closed-form diffusion model* (CFDM) to be the SGM that flows  $\mathcal{N}(0, I)$  base samples through this  $v_t^*(z)$  while evaluating the score  $\nabla \log \rho_t^*(z)$  in closed form as needed during sampling. As this model can only generate samples from the empirical distribution over training data, CFDMs are not useful in practice.

## 4 Smoothed closed-form diffusion models

Pidstrigach (2022); Yi et al. (2023) find that existing diffusion models generalize due to approximation error incurred during score-matching. Rather than studying the generalization of neural SGMs, we take inspiration from this observation and *construct* a training-free SGM that generalizes by explicitly inducing error in the closed-form score.

### 4.1 Definition

Deep neural networks fit the low-frequency components of their target functions first during training, a phenomenon known as “spectral bias” that results in excessively smooth approximations to the target function (Rahaman et al., 2019). Hence, to model the bias of a neural SGM, we induce error in the score function by *smoothing* it. To smooth a function  $f$ , one chooses a zero-mean noise distribution  $p_\epsilon$  and replaces  $f(z)$  with the convolution  $\tilde{f}(z) = \mathbb{E}_{\epsilon \sim p_\epsilon} [f(z + \epsilon)]$ . In practice, we compute the smoothed score function  $s_{\sigma,t}(z)$  by fixing a smoothing parameter  $\sigma \geq 0$ , drawing  $M$  noise samples  $\epsilon_m \sim p_\epsilon$ , and computing

$$s_{\sigma,t}(z) = \frac{1}{(1-t)^2} \left( \frac{1}{M} \sum_{m=1}^M k_t(z + \sigma \epsilon_m) - z \right). \quad (3)$$

That is, we *average* the weights  $k_t$  in Equation 2 over  $M$  small perturbations  $\sigma \epsilon_m$  of  $z$ ; as  $\sigma \rightarrow 0$ , we approach the unsmoothed score in Equation 1. We do not add noise to the  $-z$  term in the score because it vanishes in expectation. The smoothing procedure in Equation 3 is the key ingredient enabling our model to generalize without a learned approximation to the score function. The smoothed score  $s_{\sigma,t}$  can then be inserted into an SGM sampling loop to yield a closed-form sampler that generates novel samples.

To develop intuition for why this simple modification of the closed-form score promotes generalization, we consider the behavior of the closed-form score as  $t \rightarrow 1$ . Figure 1 depicts the closed-form score (Equation 1) and its smoothed counterpart (Equation 3) at  $t = 0.95$  for a simple case where the training data consists of two points  $x_0$  (in blue) and  $x_1$  (in red). In this regime, the temperature  $(1-t)^2$  of the softmax in Equation 2 is low, and  $k_t(z)$  is effectively equal to the nearest neighbor of  $z$  within the training set. Flowing points  $z$  through a velocity field such as Liu et al. (2023)’s  $v_t^*(z) = \frac{1}{t}(z + (1-t)\nabla \log \rho_t^*(z))$  causes them to flow

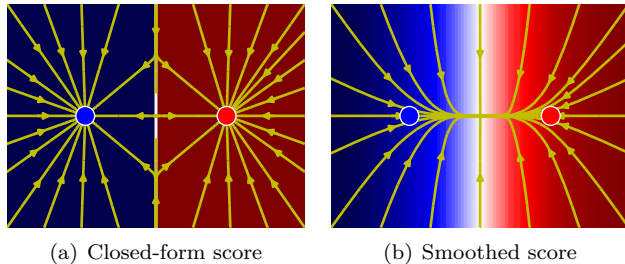


Figure 1: Effect of smoothing on the closed-form score (yellow streamplot). Colors represent distance weights in  $k_t(z)$ ; blue regions of space are drawn to the blue point on the left, and vice-versa.

towards their nearest training sample. As a result, an SGM based on this score function simply outputs training data.

On the other hand, the small perturbations  $\sigma\epsilon_m$  in Equation 3 occasionally push points  $z$  near the Voronoi boundary between  $x_0$  and  $x_1$  into their neighboring Voronoi cell. Averaging  $k_t$  over these perturbations yields a score function that instead points towards the line segment connecting  $x_0$  and  $x_1$ . An SGM based on the *smoothed* score function will hence cause samples to flow towards weighted barycenters of the training points, which promotes generalization, especially when the data lie on a manifold of sufficiently low curvature. We will make these intuitions rigorous in the following section by proving Proposition 4.1, which will enable us to constrain the support of our model’s samples.

## 4.2 Effect of smoothing the score

In this section, we show that as  $t \rightarrow 1$ , the smoothed score points towards barycenters of these tuples rather than towards training points, thereby enabling our sampler to generalize. We first note that via a straightforward computation,

$$k_t(z + \sigma\epsilon_m) = \sum_{i=1}^N \operatorname{softmax} \left( -\frac{\|z - tx_i\|^2 + \sigma tu_{i,m}}{2(1-t)^2} \right)_i tx_i, \quad (4)$$

where  $u_{i,m} = -2\langle \epsilon_m, x_i \rangle$  is a scalar random variable. This shows that smoothing the score acts by perturbing the distance weights  $-\|z - tx_i\|$ , so one can directly add scalar noise  $u_{i,m} \sim p_u$  to these weights instead of perturbing the inputs  $z$  with noise  $\epsilon_m \sim p_\epsilon$ . To simplify our exposition, we will frame the remainder of our results from this perspective.

We now show that smoothing the closed-form score yields a function  $s_{\sigma,t}(z)$  that points from  $z$  towards a convex combination  $k_{\sigma,t}(z)$  of *barycenters*  $t\bar{c}_k = \frac{1}{M} \sum_{m=1}^M tx_{i(k,m)}$  of tuples  $tC_k = (tx_{i(k,m)} : m = 1, \dots, M)$  of rescaled training points. The weights of this convex combination depend not only on the distance  $\|z - t\bar{c}_k\|$  between  $z$  and the barycenters  $t\bar{c}_k$ , but also on the *variance* of the tuples  $tC_k$  and the noise terms  $\bar{u}_k = \frac{1}{M} \sum_{m=1}^M u_{i(k,m)}$ . Tuples of tightly-clustered points have low variance and hence receive large weights in  $k_{\sigma,t}(z)$ , whereas tuples of distant points have high variance and receive small weights in  $k_{\sigma,t}(z)$ . We prove the following proposition in Appendix B.1.

**Proposition 4.1** ( $s_{\sigma,t}$  points towards barycenters of training points). *The smoothed score  $s_{\sigma,t}(z)$  can be expressed as:*

$$s_{\sigma,t}(z) = \frac{1}{(1-t)^2} (k_{\sigma,t}(z) - z), \text{ where}$$

$$k_{\sigma,t}(z) = \sum_{k=1}^{N^M} \operatorname{softmax} \left( -\frac{M (\|z - t\bar{c}_k\|^2 + \operatorname{Var}(tC_k) + \sigma t\bar{u}_k)}{2(1-t)^2} \right)_k t\bar{c}_k. \quad (5)$$

## 5 Sampling algorithm

### 5.1 Forward Euler scheme for sampling

Armed with the smoothed score  $s_{\sigma,t}$ , we are now in position to define our sampler. Following Liu et al. (2023), we draw  $\mathcal{N}(0, I)$  base samples and flow them through

$$v_{\sigma,t}(z) = \frac{1}{t} (z + (1-t)s_{\sigma,t}(z)), \quad (6)$$

from  $t = 0$  to  $t = 1$ . We discretize this ODE using a forward Euler scheme, leading to Algorithm 1 for sampling using the smoothed score.

The smoothed score in Equation 3 and Algorithm 1 jointly define our *smoothed closed-form diffusion model*; given a smoothing parameter  $\sigma$ , we call this a  $\sigma$ -CFDM. Using Algorithm 1, we can sample from a  $\sigma$ -CFDM

---

**Algorithm 1** Sampling

---

**Input:** Training set  $\{x_i\}_{i=1}^N$ , noise  $\{u_{i,m}\}$ , step size  $h = \frac{1}{S}$ , initial sample  $z_0 \sim \mathcal{N}(0, I)$   
**for**  $n = 0, \dots, S - 1$  **do**  
     $t_n = \frac{n}{S}$   
     $z_{n+1} \leftarrow z_n + hv_{\sigma, t_n}(z_n)$   
**end for**  
**return**  $z_T$

---

given access only to the training data  $\{x_i\}_{i=1}^N$  and noise samples. Notably, no training phase or neural network is needed for this procedure. By explicitly smoothing the closed-form score rather than relying on a neural network’s approximation error, we can determine the support of our  $\sigma$ -CFDM’s distribution. For sufficiently small step sizes, our model’s samples will lie at the barycenters of tuples of training points.

**Theorem 5.1** (Support of  $\sigma$ -CFDM samples). *All samples returned by Algorithm 1 are of form  $z_S = \frac{S}{S-1}k_{\sigma, \frac{S-1}{S}}(z_{S-1})$ . As the number of sampling steps  $S \rightarrow \infty$  (equivalently, as the step size  $\frac{1}{S} \rightarrow 0$ ), the model samples converge towards barycenters  $z_S = \bar{c}_k$  of  $M$ -tuples of training points.*

We prove this theorem in Appendix B.2. While our sampler is easy to implement and training-free, it may be costly if the number of training samples  $N$  and the number of sampling steps  $S$  are large. We address these issues in the following sections. In Section 5.4, we show how to approximate our smoothed score using efficient nearest-neighbor search. In Section 6.2, we demonstrate that one may take fewer sampling steps by initializing the sampler at a non-zero start time at little cost to sample accuracy, and provide complementary analysis in Section 5.2. This will permit our method to scale to high-dimensional real-world datasets while achieving sampling times competitive with existing methods and running on consumer-grade CPUs.

## 5.2 Taking fewer sampling steps

As a CFDM’s distribution  $\rho_t^*$  is simply a time-dependent mixture of Gaussians centered at the training points, it can be directly sampled at any time  $t$  by uniformly sampling a mixture mean  $tx_i$  and then sampling from a Gaussian centered at  $tx_i$ . We use this fact to sample a  $\sigma$ -CFDM with fewer steps by starting at  $T > 0$  with samples from its corresponding unsmoothed CFDM. As a  $\sigma$ -CFDM does not have the same distribution as an unsmoothed CFDM, this approximation incurs some error, which we bound in the following theorem.

**Theorem 5.2** (Approximation error from starting at  $T > 0$ ). *Let  $\rho_{1-\epsilon}^T$  be the model distribution at  $t = 1 - \epsilon$  obtained by starting sampling a  $\sigma$ -CFDM at  $T > 0$  with samples from the unsmoothed CFDM, and let  $\rho_{\sigma, 1-\epsilon}^0$  be the corresponding  $\sigma$ -CFDM model distribution when sampling starting at  $T = 0$ . Then for any fixed  $T$  and  $\epsilon$ ,*

$$W_2(\rho_{\sigma, 1-\epsilon}^0, \rho_{\sigma, 1-\epsilon}^T) = O(\sigma). \quad (7)$$

where  $W_2$  is the 2-Wasserstein distance.

Following De Bortoli (2022), we stop sampling at time  $1 - \epsilon$  for some truncation parameter  $\epsilon > 0$  to account for the fact that the smoothed score  $s_{\sigma, t}$  blows up as  $t \rightarrow 1$  due to division by  $(1 - t)^2$ . We prove this theorem in Appendix B.3.

This result shows that initializing a  $\sigma$ -CFDM with samples from the unsmoothed CFDM  $\rho_T^*$  at time  $T > 0$  results in bounded error that scales linearly with  $\sigma$ . Intuitively, increasing  $\sigma$  causes the unsmoothed velocity field  $v_t^*$  to be a worse approximation to the smoothed velocity field  $v_{\sigma, t}$  at any time  $t$ ; Theorem 5.2 confirms that the cost to sample accuracy is linear in  $\sigma$ .

## 5.3 Distribution of one-step samples under Gumbel weight perturbations

When the scalar noise  $u_{i,m}$  perturbing the distance weights in Equation 4 is drawn from a Gumbel(0, 1) distribution, we can precisely characterize the smoothed model’s distribution when performing *single-step sampling* by starting sampling at the final Euler iteration in Algorithm 1.

**Proposition 5.3.** *Suppose we begin sampling a smoothed CFDM at iteration  $S - 1$  of Algorithm 1 using samples  $z_{S-1} \sim \rho_{t_{S-1}}^*$  from the unsmoothed CFDM at  $t_{S-1}$ . Suppose also that the perturbations  $u_{i,m}$  to the distance weights in Equation 4 are drawn from a Gumbel(0,1) distribution. Then, as the number of Euler steps  $S \rightarrow \infty$ , the model samples  $z_S$  are of the form  $z_S = \frac{1}{M} X I_\sigma$ , where  $X \in \mathbb{R}^{D \times N}$  is the matrix whose  $i$ -th column is training sample  $x_i \in \mathbb{R}^D$  and  $I_\sigma \sim \text{Multinomial}(\pi_\sigma, M)$ . The probability  $\pi_\sigma^i$  of training point  $x_i$  is given by  $\pi_\sigma^i = \text{softmax}\left(-\frac{1}{\sigma} \|z_{S-1} - x_i\|^2\right)$ .*

We prove this proposition in Appendix B.4. This result provides further intuition on the role of the smoothing parameter  $\sigma$  in determining the distribution of a smoothed CFDM’s samples: It is the *temperature* of the softmax determining  $\pi_\sigma^i = \text{softmax}\left(-\frac{1}{\sigma} \|z_{S-1} - x_i\|^2\right)$ . When  $\sigma = 0$ , the softmax simply picks out the training sample  $x_i$  that is closest to  $z_{S-1}$ . Conversely, as  $\sigma \rightarrow \infty$ , the event probabilities  $\pi_\sigma^i$  become uniform and  $z_S$  becomes the barycenter of  $M$  uniformly-sampled training points.

## 5.4 Fast score computation via approximate nearest-neighbor search

Each sampling step in Algorithm 1 requires the evaluation of the smoothed score  $s_{\sigma,t}(z)$  and hence a sum over  $O(N)$  terms. For large datasets, each evaluation of  $s_{\sigma,t}(z)$  is therefore costly and places substantial demands on memory.

In the  $t \rightarrow 1$  regime, the temperature of the softmax in Equation 4 is low, and the large sum is dominated by the handful of terms corresponding to the smallest values of  $\|z - tx_i\|^2 - \sigma tu_{i,m}$ . If  $\sigma$  is sufficiently small, these terms correspond to the *nearest neighbors* of  $z$  among the rescaled training points  $tx_i$ . This suggests that we can approximate the smoothed score  $s_{\sigma,t}$  by subsampling terms in the  $O(N)$  sum while ensuring that the nearest neighbors of  $z$  are included with high probability.

Noting that the closed-form score  $\nabla \log \rho_t^*(z) = \frac{\nabla \rho_t^*(z)}{\rho_t^*(z)}$  is the score of a Gaussian kernel density estimator (KDE)  $\rho_t^*$ , we employ Karppa et al. (2022)’s unbiased nearest-neighbor estimator for KDEs to estimate the denominator, and take its gradient to obtain an unbiased estimate of the numerator. We provide details on this estimator in Appendix A. Our estimator is computed using the  $K$  nearest neighbors of  $z$  in the training set and  $L$  random samples from the remainder of the training set; we study the accuracy tradeoffs associated with  $K$  and  $L$  in Section 6.2.

Given this estimator for the closed-form score, we estimate the smoothed score  $\widehat{s_{\sigma,t}}$  via convolution against a smoothing kernel as in Section 4.1. By using the approximate nearest neighbor search algorithms implemented in Faiss (Douze et al., 2024), we are able to scale our method to high-dimensional real-world datasets and achieve sampling times competitive with neural SGMs while running on consumer-grade CPUs; see Sections 6.3 and 6.4 for examples and runtime metrics.

## 6 Results

### 6.1 Impact of $\sigma$ on generalization

We now show that a  $\sigma$ -CFDM’s model distribution approaches the true distribution  $\rho_1$  of its training samples  $x_i \sim \rho_1$  for appropriate values of  $\sigma$ . We fix a continuous target distribution  $\rho_1$  and draw  $N = 5000$  samples  $y_i$  to serve as a discrete approximation to  $\rho_1$ . We then draw a smaller subset of  $n = 500$  training samples  $x_i$  and construct a  $\sigma$ -CFDM on these samples while varying  $\sigma$ .

For each  $\sigma$ , we measure the 2-Wasserstein distance  $W_2$  between the  $\sigma$ -CFDM’s generated samples and the true samples  $y_i \sim \rho_1$ , and use this as a tractable proxy for the distance between the  $\sigma$ -CFDM’s model distribution and the true distribution  $\rho_1$ . We present the results of this experiment for the “Checkerboard” distribution in Figure 2.

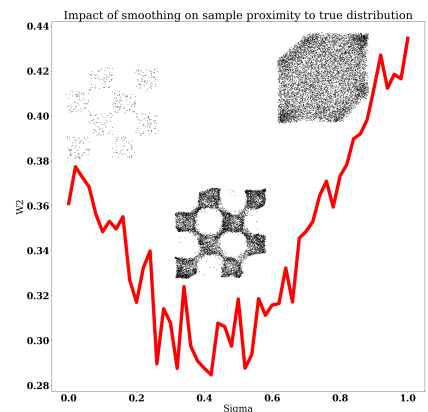


Figure 2:  $W_2$  between  $\sigma$ -CFDM model samples and true samples. We depict model samples for  $\sigma \in \{0, 0.26, 1\}$ .

When  $\sigma = 0$ , the support of our model’s samples (left side of Figure 2) coincides with the training samples  $x_i$ . The 2-Wasserstein distance between the model samples and true samples  $y_i$  decreases for small values of  $\sigma$  as the model samples become convex combinations of nearby points in the training set; we depict model samples for  $\sigma = 0.26$  in the center of Figure 2. However, as  $\sigma$  grows large, the model samples spread out to fill the convex hull of the training set (right side of Figure 2) and the distance between our model’s samples and true samples  $y_i$  grows rapidly. These results suggest that for appropriate values of  $\sigma$ , our method can use a fixed training set  $\{x_i\}_{i=1}^N$  to generate novel samples that remain close to the target distribution  $\rho_1$ .

In Figure 3, we demonstrate that with an appropriate choice of  $\sigma$ , our method can sample from a 2D surface embedded in  $\mathbb{R}^3$  given a sparse blue noise sampling of the surface; this is a low-dimensional case of a manifold-supported distribution, which is typical in machine learning applications. Our method’s samples (blue points) fill in the gaps between the sparse training samples (red points) while remaining close to the true manifold. This occurs because  $\sigma$ -CFDM samples are barycenters of tuples of nearby training points, with  $\sigma$  controlling the variance of these tuples. For appropriate values of  $\sigma$  and sufficiently dense samplings of training points, these barycenters will approximately lie on tangent planes to the surface, and hence lie near the surface but away from the training data.




Figure 3: Sampling a  $\sigma$ -CFDM (blue points) yields a dense point cloud given sparse mesh samples (red points). We report % drop in  $W_2$  distance to a dense mesh sampling when using our  $\sigma$ -CFDM’s samples relative to the sparse training samples. We render these point clouds in Polyscope (Sharp et al., 2019).

## 6.2 Ablation and computational trade-offs

In this section, we investigate the impact of the start time  $T$  and the parameters of our nearest-neighbor-based score estimator (9) on the distribution of our model’s samples.

**Impact of  $T$ .** As a CFDM’s distribution  $\rho_t^*$  is simply a time-dependent mixture of Gaussians centered at training points, it can be directly sampled at any time  $t$  by uniformly sampling a mixture mean  $tx_i$  and then sampling from a Gaussian centered at  $tx_i$ . We use this fact to sample a  $\sigma$ -CFDM with fewer steps by starting at  $T > 0$  with samples from its corresponding unsmoothed CFDM. We show here that for practical values of  $\sigma$ , one can begin sampling at  $T$  close to 1 with little accuracy loss.

We fix a continuous target distribution  $\rho_1$ , draw  $n = 500$  training samples  $x_i$ , and construct a  $\sigma$ -CFDM on these samples for  $\sigma \in \{0, 0.2, 0.4, 0.6, 0.8, 1.0\}$ . We then vary the initial sampling times  $T$  and compute the 2-Wasserstein distance  $W_2$  between model samples generated starting at  $T = 0$  and at  $T > 0$ . We compare this to the average  $W_2$  distance between batches of  $\sigma$ -CFDM samples generated by starting at  $T = 0$  (which is nonzero due to randomness in sampling)

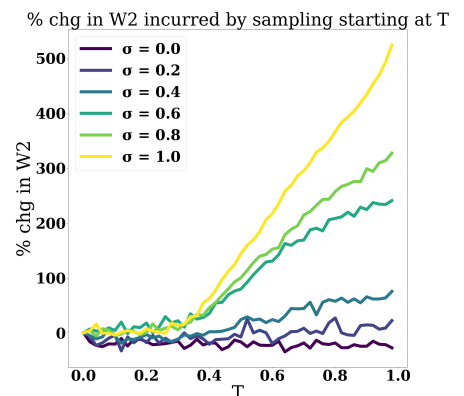


Figure 4: % change in  $W_2$  between  $\sigma$ -CFDM model samples generated starting at  $T = 0$  and samples generated starting at  $T > 0$ .



and report the percent change in  $W_2$  relative to this baseline value. We present the results of this experiment for the “Checkerboard” distribution in Figure 4.

For  $\sigma < 0.4$ , there is little accuracy loss when starting at  $T > 0$ , even for start times close to 1. When  $\sigma \geq 0.4$ , the accuracy of this approximation begins to decline for start times  $T \geq 0.4$ , with large reductions in approximation quality when both  $\sigma$  and  $T$  are large. As we have found that our model has performed best with  $\sigma \leq 0.4$  in the applications considered in this work, this section’s results support the use of few sampling steps in practice. The results in Sections 6.3 and 6.4 further support the use of late start times  $T$  for image generation; we find in these experiments that we can start sampling as late as  $T = 0.98$  while maintaining good sample quality.

**Impact of  $K$  and  $L$  on the NN-based score estimator.** In Section 5.4, we proposed an efficient score estimator based on fast nearest-neighbor search. We now study the impact of the number of nearest neighbors  $K$  and the number of random samples  $L$  from the remainder of the training set on our model’s samples.

We fix a continuous target distribution  $\rho_1$ , draw  $n = 500$  training samples  $x_i$ , and construct a  $\sigma$ -CFDM on these samples for  $\sigma = 0.3$ ; this value is typical for real-world applications. We then vary the number of nearest neighbors  $K$  and the number of random samples  $L$  used to compute the score estimator Equation 9 and measure the 2-Wasserstein distance between model samples generated using the full smoothed score and using the estimator Equation 9. We present the results of this experiment for the “Checkerboard” distribution in Figure 5. We center the diverging color scheme at the  $W_2$  distance between two batches of samples from a  $\sigma$ -CFDM using the full smoothed score; this noise threshold encodes the inherent randomness in our model’s samples across batches.

The error arising from the NN-based estimator is decreasing in  $K$  and  $L$ , with especially poor approximation quality when using a single random sample  $x_\ell$ . However, the accuracy of the model samples approaches the noise threshold for small values of  $K, L$ . For example, with  $K = L = 15$  (which samples just 6% of the terms in  $k_{\sigma,t}$ ), the  $W_2$  distance between samples generated using the full score and the NN-based estimator is 0.1865, a value close to the noise threshold of 0.1791. In Sections 6.3 and 6.4, we additionally show that one can generate high-quality images while subsampling  $k_{\sigma,t}$  at a far lower rate, thereby enabling our method to scale to real-world datasets.

### 6.3 Image generation in pixel space

In this section, we use our  $\sigma$ -CFDM to sample images in pixel space that are similar to images from the “Smithsonian Butterflies” dataset,<sup>1</sup> rescaled to  $128 \times 128$ . We benchmark our model’s sample quality, training time, and sampling time against a denoising diffusion probabilistic model (DDPM) (Ho et al., 2020) and provide training details in Appendix C.1.

We display images from a held-out test set along with DDPM samples and our model’s samples in Figure 6. Both our model and the DDPM generate images that qualitatively resemble the test images, but as our model can only output barycenters of training samples (see Theorem 5.1), our samples exhibit softer details than the test and DDPM samples. Table 1 records sample quality metrics and training and generation times for our method and the DDPM baseline. Our training-free method achieves comparable sample quality to a DDPM that has been trained for 5.34 hours on a single V100 GPU, and achieves over 2.9 times the sample throughput of a DDPM running on a V100 GPU while running on a Macbook M1 Pro CPU with 16 GB of RAM.

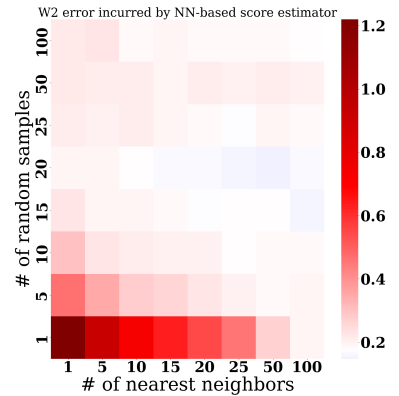


Figure 5:  $W_2$  between  $\sigma$ -CFDM model samples generated using the full score and our NN-based estimator for varying # of NN  $K$  (horizontal axis) and # of random samples  $L$  (vertical axis).

<sup>1</sup>Dataset available on Hugging Face: [hugging/smithsonian\\_butterflies\\_subset](https://huggingface.co/datasets/huggingface/smithsonian_butterflies_subset)




Figure 6: Ground truth images from Smithsonian Butterflies (left), DDPM samples (center), and  $\sigma$ -CFDM samples (right).

As  $128 \times 128$  RGB images lie in 49,152-dimensional space, this experiment demonstrates that our method scales to high-dimensional problems. As our method is able to generate plausible samples despite being restricted to outputting barycenters of training samples, it also demonstrates that there exist image manifolds for which our  $\sigma$ -CFDM’s inductive bias is reasonable. However, we do not expect this inductive bias to be suitable for most real-world image data. To narrow this gap between theory and practice, we show in the following section that by sampling in the latent space of an autoencoder, our method can generate plausible and diverse images of human faces.

Table 1: Metrics for sample quality and generation time in pixel space. Our  $\sigma$ -CFDM achieves competitive sample quality and generation time while requiring no costly training.

Method	Metric	Butterflies
DDPM	Inception score $\uparrow$	$1.87 \pm 0.225$
	KID $\downarrow$	$0.0220 \pm 0.0038$
	Training time	5.24 h
	Sampling time (GPU)	1.20 s
$\sigma$ -CFDM	Inception score $\uparrow$	$2.20 \pm 0.150$
	KID $\downarrow$	$0.0114 \pm 0.0048$
	Training time	0 h
	Sampling time (CPU)	0.4124 s

#### 6.4 Image generation in latent space

Theorem 5.1 shows that in the limit of small step sizes, a  $\sigma$ -CFDM’s samples are barycenters of nearby training points. This is typically a poor prior for images in pixel space, but an appropriately-chosen autoencoder may map the training data to a latent manifold that more closely satisfies this local linearity assumption. To this end, we train the nuclear norm-regularized autoencoder proposed by Scarvelis & Solomon (2024), which encourages latent vectors to lie on a low-dimensional manifold. We then sample from a  $\sigma$ -CFDM in the latent space of this pretrained autoencoder for the CelebA dataset (Liu et al., 2015) and discard samples that are identical to their nearest latents from the training set. As our method relies on tractable nearest-neighbor queries in the training set at sampling time, this is a feasible post-processing step for our sampler. We benchmark our method against a Variational AutoEncoder (VAE) (Kingma, 2013) trained for the same number of epochs and employing the same architecture as the nuclear norm-regularized autoencoder. We train both autoencoders using the log hyperbolic cosine reconstruction loss, which has been found to improve sample quality in VAEs (Chen et al., 2019).




Figure 7: Ground truth images from CelebA (left), VAE samples (center), and  $\sigma$ -CFDM samples (right).

A VAE is an appropriate baseline for a latent  $\sigma$ -CFDM because both models train a regularized autoencoder to obtain well-structured latent representations, and then employ a training-free process to generate new samples in latent space. A VAE’s sampling procedure is simple and data-independent: One draws a normally-distributed latent and decodes it. However, one must use heavy regularization to ensure the latent distribution is nearly Gaussian, and VAEs suffer from poor sample quality as a result. In contrast, a  $\sigma$ -CFDM’s data-dependent sampling procedure merely requires that the latent distribution be supported on a manifold of sufficiently low curvature, so that barycenters of nearby latents continue to lie on this manifold. We consequently expect that one may sample a  $\sigma$ -CFDM in a weakly regularized latent space to obtain better-quality decoded samples than a VAE while preserving the ability to sample on CPU without requiring additional training.

We display our model’s samples, along with VAE samples and ground truth samples from the CelebA dataset in Figure 7. Barycenters of natural images in pixel space typically do not resemble natural images unless they are well-registered (as with the butterflies in Section 6.3), but operating in an autoencoder’s latent space allows our method to generate plausible and diverse images of human faces. In particular, our method’s samples exhibit greater qualitative diversity than the VAE samples, at times including features such as hats and glasses that seldom or never appear in the VAE baseline’s samples.

Table 2: Metrics for sample quality and generation time in latent space. Our  $\sigma$ -CFDM improves significantly on a VAE’s sample quality at a marginal sampling cost on CPU.

Method	Metric	CelebA
VAE	Inception score $\uparrow$	$1.68 \pm 0.08$
	KID $\downarrow$	$0.108 \pm 0.0066$
	Sampling time (CPU)	–
$\sigma$ -CFDM	Inception score $\uparrow$	$2.22 \pm 0.19$
	KID $\downarrow$	$0.092 \pm 0.0075$
	Sampling time (CPU)	44 ms

We report sample quality and generation time metrics, including inception scores (Salimans et al., 2016) and kernel inception distances (KID) (Bińkowski et al., 2018) between generated samples and samples from the CelebA test partition in Table 2. Our  $\sigma$ -CFDM results in a 15.0% improvement in KID and 32.4% improvement in inception score compared to the VAE baseline. While the VAE’s sampling cost, which amounts to the cost of generating Gaussian noise, is negligible, our method’s sampling time is just 44 ms per sample. For the sake of fairness, this cost is amortized over the number of  $\sigma$ -CFDM samples left *after* discarding nearest neighbors to ensure novelty.

---

## 7 Conclusion and future work

In this work, we introduced smoothed closed-form diffusion models (smoothed CFDMs): a class of *training-free* diffusion models requiring only access to the training set at sampling time. Smoothed CFDMs leverage the availability of an exact solution to the score-matching problem—which alone does not yield generalization—and explicitly induce error by smoothing. This results in a model that generalizes by provably outputting barycenters of training points. Our method is efficient and scalable, and runs on a consumer-grade laptop with no dedicated GPU.

Our results suggest that it is possible to design SGMs that generalize without relying on neural score approximations. They also suggest that smoothness is among the inductive biases enabling neural SGMs to generalize in spite of the uninteresting global optimum of their training objective, which only allows for memorization.

However, state-of-the-art SGMs are typically built upon convolutional architectures with self-attention layers, which both feature unique inductive biases. Concurrent work by Kamb & Ganguli (2024) investigates the impact of locality and equivariance constraints on the optimum of the score-matching objective, and Niedoba et al. (2024) empirically investigate whether a locality bias can explain the behavior of neural denoisers. Combining these constraints with our smoothing approach and explicitly modeling the inductive biases of self-attention layers may yield further insights into the generalization of neural diffusion models and lead to new strategies for building training-free diffusion models that generalize.

Most interesting image generation tasks are *conditional*. For instance, a user may provide a text prompt and seek an image whose subject and style match the prompt. While state-of-the-art diffusion models typically employ classifier-free guidance (Ho & Salimans, 2021) to introduce conditioning information, it is unclear how to extend our training-free method to include an analogous form of guidance. On the other hand, Dhariwal & Nichol (2021)’s classifier guidance would likely be a feasible addition to our method, amounting to augmenting our velocity field (6) with the gradient of a pretrained classifier. As classifier guidance is known to improve diffusion models’ sample quality, this may have the additional benefit of narrowing the gap between our samples and those generated by state-of-the-art neural methods.

## References

- Jonathan T Barron, Ben Mildenhall, Dor Verbin, Pratul P Srinivasan, and Peter Hedman. Mip-nerf 360: Unbounded anti-aliased neural radiance fields. In *Proceedings of the IEEE/CVF Conference on Computer Vision and Pattern Recognition*, pp. 5470–5479, 2022.
- Matthias Bastian. Training cost for stable diffusion was just \$600,000 and that is a good sign for ai progress. <https://the-decoder.com/training-cost-for-stable-diffusion-was-just-600000-and-that-is-a-good-sign-for-ai-progress/>, 2022.
- Mikołaj Bińkowski, Dougal J. Sutherland, Michael Arbel, and Arthur Gretton. Demystifying MMD GANs. In *International Conference on Learning Representations*, 2018. URL <https://openreview.net/forum?id=r11U0zWCW>.
- Pengfei Chen, Guanyong Chen, and Shengyu Zhang. Log hyperbolic cosine loss improves variational auto-encoder, 2019. URL <https://openreview.net/forum?id=rkglvsC9Ym>.
- Gabriele Corso, Hannes Stärk, Bowen Jing, Regina Barzilay, and Tommi S. Jaakkola. Diffdock: Diffusion steps, twists, and turns for molecular docking. In *The Eleventh International Conference on Learning Representations*, 2023.
- Valentin De Bortoli. Convergence of denoising diffusion models under the manifold hypothesis. *Transactions on Machine Learning Research*, 2022. ISSN 2835-8856. URL <https://openreview.net/forum?id=MhK5aXo3gB>. Expert Certification.
- Valentin De Bortoli, James Thornton, Jeremy Heng, and Arnaud Doucet. Diffusion schrödinger bridge with applications to score-based generative modeling. *Advances in Neural Information Processing Systems*, 34: 17695–17709, 2021.

- 
- Mauricio Delbracio and Peyman Milanfar. Inversion by direct iteration: An alternative to denoising diffusion for image restoration. *Transactions on Machine Learning Research*, 2023. ISSN 2835-8856. URL <https://openreview.net/forum?id=VmyFF51L3F>. Featured Certification.
- Prafulla Dhariwal and Alexander Quinn Nichol. Diffusion models beat GANs on image synthesis. In A. Beygelzimer, Y. Dauphin, P. Liang, and J. Wortman Vaughan (eds.), *Advances in Neural Information Processing Systems*, 2021. URL <https://openreview.net/forum?id=AAWuCVzaVt>.
- Sander Dieleman, Laurent Sartran, Arman Roshannai, Nikolay Savinov, Yaroslav Ganin, Pierre H Richemond, Arnaud Doucet, Robin Strudel, Chris Dyer, Conor Durkan, et al. Continuous diffusion for categorical data. *arXiv preprint arXiv:2211.15089*, 2022.
- Matthijs Douze, Alexandr Guzhva, Chengqi Deng, Jeff Johnson, Gergely Szilvasy, Pierre-Emmanuel Mazaré, Maria Lomeli, Lucas Hosseini, and Hervé Jégou. The faiss library. 2024.
- William Feller. On the theory of stochastic processes, with particular reference to applications. 1949.
- Eric Heitz, Laurent Belcour, and Thomas Chambon. Iterative  $\alpha$ -(de)blending: A minimalist deterministic diffusion model. In *ACM SIGGRAPH 2023 Conference Proceedings*, SIGGRAPH '23, New York, NY, USA, 2023. Association for Computing Machinery. ISBN 9798400701597. doi: 10.1145/3588432.3591540. URL <https://doi.org/10.1145/3588432.3591540>.
- Jonathan Ho and Tim Salimans. Classifier-free diffusion guidance. In *NeurIPS 2021 Workshop on Deep Generative Models and Downstream Applications*, 2021. URL <https://openreview.net/forum?id=qw8AKxfYbI>.
- Jonathan Ho, Ajay Jain, and Pieter Abbeel. Denoising diffusion probabilistic models. In H. Larochelle, M. Ranzato, R. Hadsell, M.F. Balcan, and H. Lin (eds.), *Advances in Neural Information Processing Systems*, volume 33, pp. 6840–6851. Curran Associates, Inc., 2020.
- Jonathan Ho, William Chan, Chitwan Saharia, Jay Whang, Ruiqi Gao, Alexey A. Gritsenko, Diederik P. Kingma, Ben Poole, Mohammad Norouzi, David J. Fleet, and Tim Salimans. Imagen video: High definition video generation with diffusion models. *ArXiv*, abs/2210.02303, 2022a. URL <https://api.semanticscholar.org/CorpusID:252715883>.
- Jonathan Ho, Tim Salimans, Alexey Gritsenko, William Chan, Mohammad Norouzi, and David J. Fleet. Video diffusion models. *ArXiv*, abs/2204.03458, 2022b. URL <https://api.semanticscholar.org/CorpusID:248006185>.
- Emiel Hoogeboom, Víctor Garcia Satorras, Clément Vignac, and Max Welling. Equivariant diffusion for molecule generation in 3D. In Kamalika Chaudhuri, Stefanie Jegelka, Le Song, Csaba Szepesvari, Gang Niu, and Sivan Sabato (eds.), *Proceedings of the 39th International Conference on Machine Learning*, volume 162 of *Proceedings of Machine Learning Research*, pp. 8867–8887. PMLR, 17–23 Jul 2022.
- Aapo Hyvärinen and Peter Dayan. Estimation of non-normalized statistical models by score matching. *Journal of Machine Learning Research*, 6(4), 2005.
- Zahra Kadkhodaie, Florentin Guth, Eero P Simoncelli, and Stéphane Mallat. Generalization in diffusion models arises from geometry-adaptive harmonic representations. In *The Twelfth International Conference on Learning Representations*, 2024. URL <https://openreview.net/forum?id=ANvmVS2Yr0>.
- Mason Kamb and Surya Ganguli. An analytic theory of creativity in convolutional diffusion models. *arXiv preprint arXiv:2412.20292*, 2024.
- Matti Karppa, Martin Aumüller, and Rasmus Pagh. DEANN: speeding up kernel-density estimation using approximate nearest neighbor search. In *AISTATS*, volume 151 of *Proceedings of Machine Learning Research*, pp. 3108–3137. PMLR, 2022.

- 
- Tero Karras, Miika Aittala, Timo Aila, and Samuli Laine. Elucidating the design space of diffusion-based generative models. In Alice H. Oh, Alekh Agarwal, Danielle Belgrave, and Kyunghyun Cho (eds.), *Advances in Neural Information Processing Systems*, 2022. URL <https://openreview.net/forum?id=k7FuT0WM0c7>.
- Bernhard Kerbl, Georgios Kopanas, Thomas Leimkühler, and George Drettakis. 3d gaussian splatting for real-time radiance field rendering. *ACM Transactions on Graphics (ToG)*, 42(4):1–14, 2023.
- Diederik P Kingma. Auto-encoding variational bayes. *arXiv preprint arXiv:1312.6114*, 2013.
- Frederic Koehler, Alexander Heckett, and Andrej Risteski. Statistical efficiency of score matching: The view from isoperimetry. In *The Eleventh International Conference on Learning Representations*, 2023. URL <https://openreview.net/forum?id=TD7AnQjNzR6>.
- Dohyun Kwon, Ying Fan, and Kangwook Lee. Score-based generative modeling secretly minimizes the wasserstein distance. *Advances in Neural Information Processing Systems*, 35:20205–20217, 2022.
- Holden Lee, Jianfeng Lu, and Yixin Tan. Convergence of score-based generative modeling for general data distributions. In *International Conference on Algorithmic Learning Theory*, pp. 946–985. PMLR, 2023.
- Luping Liu, Yi Ren, Zhijie Lin, and Zhou Zhao. Pseudo numerical methods for diffusion models on manifolds. *ArXiv*, abs/2202.09778, 2022. URL <https://api.semanticscholar.org/CorpusID:247011732>.
- Xingchao Liu, Chengyue Gong, and qiang liu. Flow straight and fast: Learning to generate and transfer data with rectified flow. In *The Eleventh International Conference on Learning Representations*, 2023. URL <https://openreview.net/forum?id=XVjTT1nw5z>.
- Ziwei Liu, Ping Luo, Xiaogang Wang, and Xiaoou Tang. Deep learning face attributes in the wild. In *Proceedings of International Conference on Computer Vision (ICCV)*, December 2015.
- Ilya Loshchilov and Frank Hutter. Decoupled weight decay regularization. In *International Conference on Learning Representations*, 2017. URL <https://api.semanticscholar.org/CorpusID:53592270>.
- Artem Lukoianov, Haitz Sáez de Ocáriz Borde, Kristjan Greenewald, Vitor Campagnolo Guizilini, Timur Bagautdinov, Vincent Sitzmann, and Justin Solomon. Score distillation via reparametrized DDIM. In *The Thirty-eighth Annual Conference on Neural Information Processing Systems*, 2024. URL <https://openreview.net/forum?id=4DcpFagQ9e>.
- Shitong Luo and Wei Hu. Diffusion probabilistic models for 3d point cloud generation. In *Proceedings of the IEEE/CVF Conference on Computer Vision and Pattern Recognition*, pp. 2837–2845, 2021.
- Koichi Miyasawa. An empirical bayes estimator of the mean of a normal population. *Bulletin of the International Statistical Institute*, 38(4):181–188, 1961.
- Matthew Niedoba, Berend Zwartsenberg, Kevin Murphy, and Frank Wood. Towards a mechanistic explanation of diffusion model generalization. *arXiv preprint arXiv:2411.19339*, 2024.
- Kazusato Oko, Shunta Akiyama, and Taiji Suzuki. Diffusion models are minimax optimal distribution estimators. *ArXiv*, abs/2303.01861, 2023. URL <https://api.semanticscholar.org/CorpusID:257353832>.
- Jakiw Pidstrigach. Score-based generative models detect manifolds. *Advances in Neural Information Processing Systems*, 35:35852–35865, 2022.
- Ben Poole, Ajay Jain, Jonathan T. Barron, and Ben Mildenhall. Dreamfusion: Text-to-3d using 2d diffusion. *arXiv*, 2022.
- Nasim Rahaman, Aristide Baratin, Devansh Arpit, Felix Draxler, Min Lin, Fred Hamprecht, Yoshua Bengio, and Aaron Courville. On the spectral bias of neural networks. In *International Conference on Machine Learning*, pp. 5301–5310. PMLR, 2019.

- 
- Martin Raphan and Eero P Simoncelli. Least squares estimation without priors or supervision. *Neural computation*, 23(2):374–420, 2011.
- Robin Rombach, Andreas Blattmann, Dominik Lorenz, Patrick Esser, and Björn Ommer. High-resolution image synthesis with latent diffusion models. In *Proceedings of the IEEE/CVF conference on computer vision and pattern recognition*, pp. 10684–10695, 2022.
- Tim Salimans and Jonathan Ho. Progressive distillation for fast sampling of diffusion models. In *International Conference on Learning Representations*, 2022. URL <https://openreview.net/forum?id=TIIdIXIpzhoI>.
- Tim Salimans, Ian Goodfellow, Wojciech Zaremba, Vicki Cheung, Alec Radford, and Xi Chen. Improved techniques for training gans. *Advances in neural information processing systems*, 29, 2016.
- Antoine Salmona, Valentin De Bortoli, Julie Delon, and Agnès Desolneux. Can push-forward generative models fit multimodal distributions? In Alice H. Oh, Alekh Agarwal, Danielle Belgrave, and Kyunghyun Cho (eds.), *Advances in Neural Information Processing Systems*, 2022. URL [https://openreview.net/forum?id=Tsy9WCO\\_fK1](https://openreview.net/forum?id=Tsy9WCO_fK1).
- Filippo Santambrogio. Optimal transport for applied mathematicians. *Birkäuser, NY*, 55(58-63):94, 2015.
- Christopher Scarvelis and Justin Solomon. Nuclear norm regularization for deep learning. *arXiv preprint arXiv:2405.14544*, 2024.
- Arne Schneuing, Yuanqi Du, Charles Harris, Arian Jamasb, Ilia Igashov, Weitao Du, Tom Blundell, Pietro Lió, Carla Gomes, Max Welling, Michael Bronstein, and Bruno Correia. Structure-based drug design with equivariant diffusion models. *arXiv preprint arXiv:2210.13695*, 2022.
- Nicholas Sharp et al. Polyscope, 2019. [www.polyscope.run](http://www.polyscope.run).
- Andy Shih, Suneel Belkhale, Stefano Ermon, Dorsa Sadigh, and Nima Anari. Parallel sampling of diffusion models, 2023.
- Jascha Sohl-Dickstein, Eric Weiss, Niru Maheswaranathan, and Surya Ganguli. Deep unsupervised learning using nonequilibrium thermodynamics. In Francis Bach and David Blei (eds.), *Proceedings of the 32nd International Conference on Machine Learning*, volume 37 of *Proceedings of Machine Learning Research*, pp. 2256–2265, Lille, France, 07–09 Jul 2015. PMLR.
- Jiaming Song, Chenlin Meng, and Stefano Ermon. Denoising diffusion implicit models. *arXiv:2010.02502*, October 2020. URL <https://arxiv.org/abs/2010.02502>.
- Yang Song and Stefano Ermon. Generative modeling by estimating gradients of the data distribution. In H. Wallach, H. Larochelle, A. Beygelzimer, F. d'Alché-Buc, E. Fox, and R. Garnett (eds.), *Advances in Neural Information Processing Systems*, volume 32. Curran Associates, Inc., 2019.
- Daniel W Stroock and SR Srinivasa Varadhan. Diffusion processes with continuous coefficients, i. *Communications on Pure and Applied Mathematics*, 22(3):345–400, 1969a.
- Daniel W Stroock and SR Srinivasa Varadhan. Diffusion processes with continuous coefficients, ii. *Communications on Pure and Applied Mathematics*, 22(4):479–530, 1969b.
- Daniel W Stroock and SR Srinivasa Varadhan. Diffusion processes. In *Proc. Sixth Berkeley Symp. Math. Statist. Probab*, volume 3, pp. 361–368, 1972.
- Arash Vahdat, Karsten Kreis, and Jan Kautz. Score-based generative modeling in latent space. *Advances in Neural Information Processing Systems*, 34:11287–11302, 2021.
- Pascal Vincent. A connection between score matching and denoising autoencoders. *Neural computation*, 23(7):1661–1674, 2011.

- 
- Daniel Watson, William Chan, Ricardo Martin-Brualla, Jonathan Ho, Andrea Tagliasacchi, and Mohammad Norouzi. Novel view synthesis with diffusion models. *ArXiv*, abs/2210.04628, 2022. URL <https://api.semanticscholar.org/CorpusID:252780361>.
- Zike Wu, Pan Zhou, Kenji Kawaguchi, and Hanwang Zhang. Fast diffusion model. *ArXiv*, abs/2306.06991, 2023. URL <https://api.semanticscholar.org/CorpusID:259138469>.
- Mingyang Yi, Jiacheng Sun, and Zhenguo Li. On the generalization of diffusion model. *arXiv preprint arXiv:2305.14712*, 2023.
- TaeHo Yoon, Joo Young Choi, Sehyun Kwon, and Ernest K. Ryu. Diffusion probabilistic models generalize when they fail to memorize. In *ICML 2023 Workshop on Structured Probabilistic Inference & Generative Modeling*, 2023. URL <https://openreview.net/forum?id=shciCbSk9h>.
- Lvmin Zhang and Maneesh Agrawala. Adding conditional control to text-to-image diffusion models. *ArXiv*, abs/2302.05543, 2023. URL <https://api.semanticscholar.org/CorpusID:256827727>.
- Qinsheng Zhang and Yongxin Chen. Fast sampling of diffusion models with exponential integrator. In *The Eleventh International Conference on Learning Representations*, 2023. URL <https://openreview.net/forum?id=Loek7hfb46P>.



---

## A Details on nearest-neighbor estimator of closed-form score

Karppa et al. (2022) propose an unbiased estimator of a kernel density estimate  $KDE(z)$ . Given a kernel function  $K_h(z)$  with bandwidth  $h > 0$  and a dataset  $\{x_i\}_{i=1}^N$ , their estimator first searches for the  $K$ -nearest neighbors  $\{x_k\}_{k=1}^K$  of  $z$  in the dataset, then draws  $L$  random samples  $\{x_\ell\}_{\ell=1}^L$  from the remainder of the dataset, and approximates  $KDE(z)$  as follows:

$$\widehat{KDE}(z) = \frac{1}{N} \sum_{k=1}^K K_h(x_k, z) + \frac{N-K}{LN} \sum_{\ell=1}^L K_h(x_\ell, z) \quad (8)$$

This estimator is unbiased for *any* subset of points  $x_k \in \{x_i\}_{i=1}^N$  drawn in the first stage. In particular, using approximate nearest-neighbors (ANNs) rather than exact nearest neighbors of  $z$  increases the variance of Equation 8 but does not introduce bias.

As the closed-form score  $\nabla \rho_t^*$  is the score of a Gaussian KDE  $\rho_t^*$  with bandwidth  $h = 2(1-t)^2$ , we approximate the closed-form score using the following ratio estimator:

$$\nabla \log \widehat{\rho}_t^*(z) = \left( \frac{\widehat{\nabla \rho}_t^*(z)}{\widehat{\rho}_t^*(z)} \right) = \frac{\nabla \widehat{\rho}_t^*(z)}{\widehat{\rho}_t^*(z)}, \quad (9)$$

where  $\widehat{\rho}_t^*(z)$  is Karppa et al. (2022)'s estimator Equation 8. Since the gradient operator is linear, both the numerator and denominator in Equation 9 are unbiased estimates of their respective terms in the closed-form score.

## B Proofs

### B.1 Proof of Proposition 4.1

For each  $k = 1, \dots, N^M$ , let  $tC_k = (tx_{i(k,m)} : m = 1, \dots, M)$  be an  $M$ -tuple of rescaled training points  $tx_i$ . (The same point  $tx_i$  can appear multiple times in an  $M$ -tuple.)

Define the barycenters and variances of these tuples as follows:

$$t\bar{c}_k = \frac{1}{M} \sum_{m=1}^M tx_{i(k,m)}, \quad \bar{u}_k = \frac{1}{M} \sum_{m=1}^M u_{i(k,m)}, \quad \text{Var}(tC_k) = \frac{1}{M} \sum_{m=1}^M \|tx_{i(k,m)} - t\bar{c}_k\|^2. \quad (10)$$

We will show that up to a constant factor, the smoothed score Equation 3 is itself the score of a mixture of  $N^M$  Gaussians. Rewriting the smoothed score in gradient form, we have:

$$\begin{aligned}
s_{\sigma,t}(z) &= \frac{1}{(1-t)^2} \frac{1}{M} \sum_{m=1}^M \sum_{i=1}^N \text{softmax} \left( -\frac{\|z - tX\|^2 + \sigma t u_{i,m}}{2(1-t)^2} \right)_i (tx_i - z) \\
&= \nabla_z \frac{1}{M} \sum_{m=1}^M \log \sum_{i=1}^N \exp \left( -\frac{\|z - tx_i\|^2 + \sigma t u_{i,m}}{2(1-t)^2} \right) \\
&= \nabla_z \frac{1}{M} \log \prod_{m=1}^M \sum_{i=1}^N \exp \left( -\frac{\|z - tx_i\|^2 + \sigma t u_{i,m}}{2(1-t)^2} \right) \\
&= \nabla_z \frac{1}{M} \log \sum_{k=1}^{N^M} \exp \left( -\frac{\sum_{m=1}^M (\|z - tx_{i(k,m)}\|^2 + \sigma t u_{i(k,m)})}{2(1-t)^2} \right) \\
&= \nabla_z \frac{1}{M} \log \sum_{k=1}^{N^M} \exp \left( -\frac{M (\|z - t\bar{c}_k\|^2 + \text{Var}(tC_k) + \sigma t \bar{u}_k)}{2(1-t)^2} \right) \tag{*} \\
&= \frac{1}{M} \nabla_z \log \sum_{k=1}^{N^M} \exp \left( -\frac{M (\text{Var}(tC_k) + \sigma t \bar{u}_k)}{2(1-t)^2} \right) \exp \left( -\frac{M \|z - t\bar{c}_k\|^2}{2(1-t)^2} \right) \\
&= \frac{1}{M} \nabla_z \log \sum_{k=1}^{N^M} w_k(t) \exp \left( -\frac{M \|z - t\bar{c}_k\|^2}{2(1-t)^2} \right) \\
&= \frac{1}{M} \nabla_z \log q_t(z)
\end{aligned}$$

This shows that up to a constant factor  $\frac{1}{M}$ , the smoothed score  $s_{\sigma,t}(z)$  is the score of a large mixture of Gaussians  $q_t(z) = \sum_{k=1}^{N^M} w_k(t) \exp \left( -\frac{M (\|z - t\bar{c}_k\|^2)}{2(1-t)^2} \right)$ . The mean of each Gaussian is the barycenter  $t\bar{c}_k$  of some  $M$ -tuple  $t\tilde{C}_k$  of training points  $tx_{i(k,m)}$ , and its common covariance matrix is  $\frac{(1-t)^2}{M} I$ . The time-dependent mixture weights  $w_k(t) \propto \exp \left( -\frac{M (\text{Var}(tC_k) + \sigma t \bar{u}_k)}{2(1-t)^2} \right)$  are decreasing in the variance of the  $M$ -tuples  $tC_k$  but are subject to the presence of noise terms  $\sigma t \bar{u}_k = \frac{\sigma t}{M} \sum_m u_{i(k,m)}$ .

Finally, by expanding the gradient in (\*), we straightforwardly obtain:

$$s_{\sigma,t}(z) = \frac{1}{(1-t)^2} \left( \sum_{k=1}^{N^M} \text{softmax} \left( -\frac{M}{2(1-t)^2} (\|z - t\bar{c}_k\|^2 + \text{Var}(tC_k) + \sigma t \bar{u}_k) \right)_k t\bar{c}_k - z \right)$$

## B.2 Proof of Theorem 5.1

Define

$$\tilde{k}_{\sigma,t}(z) = \sum_{k=1}^{N^M} \text{softmax} \left( -\frac{M}{2(1-t)^2} (\|z - t\bar{c}_k\|^2 + \text{Var}(t\tilde{C}_k) + \sigma t \bar{u}_k) \right)_k t\bar{c}_k \tag{11}$$

so that  $s_{\sigma,t}(z) = \frac{1}{(1-t)^2} (\tilde{k}_{\sigma,t}(z) - z)$ . Then

$$\begin{aligned}
v_{\sigma,t}(z) &= \frac{1}{t} (z + (1-t)s_{\sigma,t}(z)) \\
&= \frac{1}{t} \left( z + \frac{1}{(1-t)} (\tilde{k}_{\sigma,t}(z) - z) \right) \\
&= \frac{1}{1-t} \left( \frac{1}{t} \tilde{k}_{\sigma,t}(z) - z \right)
\end{aligned}$$

Expanding the formula for the final Euler step using this expression for  $v_{\sigma,t}(z)$  and  $t_{S-1} = \frac{S-1}{S}$ , we obtain:

$$\begin{aligned}
z_S &= z_{S-1} + \frac{1}{S} v_{\sigma,t_{S-1}}(z_{S-1}) \\
&= z_{S-1} + \frac{1}{S} \cdot \frac{1}{1 - \frac{S-1}{S}} \left( \frac{1}{\frac{S-1}{S}} \tilde{k}_{\sigma, \frac{S-1}{S}}(z_{S-1}) - z_{S-1} \right) \\
&= z_{S-1} + \frac{S}{S-1} \tilde{k}_{\sigma, \frac{S-1}{S}}(z_{S-1}) - z_{S-1} \\
&= \frac{S}{S-1} \tilde{k}_{\sigma, \frac{S-1}{S}}(z_{S-1}) \\
&= \frac{S}{S-1} \sum_{k=1}^{N^M} \text{softmax} \left( -\frac{MS^2}{2} \left( \|z_{S-1} - \frac{S-1}{S} \bar{c}_k\|^2 + \text{Var}\left(\frac{S-1}{S} \tilde{C}_k\right) + \sigma \frac{S-1}{S} \bar{u}_k \right) \right)_k \frac{S-1}{S} \bar{c}_k \\
&\xrightarrow{S \rightarrow \infty} \bar{c}_{k^*}
\end{aligned}$$

In the final line, we use the fact that as  $S \rightarrow \infty$ , the temperature of the softmax goes to 0 and picks out a single index  $k^*$  such that

$$\begin{aligned}
k^* &= \underset{k}{\operatorname{argmax}} - \left( \|z_{S-1} - \bar{c}_k\|^2 + \text{Var}(\tilde{C}_k) + \sigma \bar{u}_k \right) \\
&= \underset{k}{\operatorname{argmin}} \left( \|z_{S-1} - \bar{c}_k\|^2 + \text{Var}(\tilde{C}_k) + \sigma \bar{u}_k \right)
\end{aligned}$$

### B.3 Proof of Theorem 5.2

We divide the proof of this theorem into three propositions. We first sketch the proof and state the propositions, and then prove each proposition in subsections below.

Our first result shows that flowing  $\rho_0$  through two similar velocity fields  $v_t^*, v_{\sigma,t}$  yields similar model distributions  $\rho_T^*, \rho_{\sigma,T}$  at some terminal time  $T$ :

**Proposition B.1.** *Suppose a measure  $\rho_0$  is pushed through velocity fields  $v_t^*, v_{\sigma,t}$ , and denote the respective pushforward measures at time  $t$  by  $\rho_t^*, \rho_{\sigma,t}$ . Then,*

$$W_2(\rho_T^*, \rho_{\sigma,T}) \leq \int_0^T \beta(t) \sqrt{\mathbb{E}_{z \sim \rho_t^*} \|v_t^*(z) - v_{\sigma,t}(z)\|^2} dt \tag{12}$$

where  $\beta(t) := \exp\left(\int_t^T L_{v_s^*} ds\right)$  and  $L_{v_s^*} \geq 0$  is the Lipschitz constant of  $v_s^*$ .

The result above applies to any two velocity fields, subject to some weak regularity conditions. To apply this result to the unsmoothed and smoothed velocity fields  $v_t^*$  and  $v_{\sigma,t}$ , we bound  $\beta(t)$  and  $\mathbb{E}\|v_t^*(z) - v_{\sigma,t}(z)\|^2$  in terms of  $\sigma$ :

**Proposition B.2.** Let  $v_t^*$  be velocity field of an unsmoothed CFDM, and let  $v_{\sigma,t}^*$  be the velocity field Equation 6 of the corresponding  $\sigma$ -CFDM. Then,

$$\beta(t) \leq \exp\left(\frac{C_0}{(1-T)^2}\right) \cdot \frac{1-t}{1-T} \quad (13)$$

and

$$\sqrt{\mathbb{E}_{z \sim \rho_t^*} \|v_t^*(z) - v_t(z)\|^2} \leq C_1 \frac{\sigma t}{2(1-t)^3} \quad (14)$$

where  $C_0, C_1$  are constants depending on the training data and the distribution  $p_u$  of the scalar noise  $u_{i,m}$  perturbing the distance weights in Equation 4.

Combining these results, we obtain the following bound on  $W_2(\rho_T^*, \rho_{\sigma,T})$ :

$$W_2(\rho_T^*, \rho_{\sigma,T}) = O(\sigma). \quad (15)$$

This shows that one can approximate a  $\sigma$ -CFDM's model samples at some time  $T > 0$  by model samples from its corresponding unsmoothed CFDM (i.e. a mixture of Gaussians) when the smoothing parameter  $\sigma$  is small.

We now show that flowing two similar distributions  $\rho_T^*$  and  $\rho_{\sigma,T}$  through a  $\sigma$ -CFDM's velocity field from time  $T$  to  $1 - \epsilon$  yields similar terminal distributions  $\rho_{\sigma,1-\epsilon}^T, \rho_{\sigma,1-\epsilon}^0$ . Following De Bortoli (2022), we stop sampling at time  $1 - \epsilon$  for some truncation parameter  $\epsilon > 0$  to account for the fact that the smoothed score  $s_{\sigma,t}$  blows up as  $t \rightarrow 1$  due to division by  $(1-t)^2$ .

**Proposition B.3.** Suppose  $\rho_T^*$  and  $\rho_{\sigma,T}$  are pushed through the velocity field  $v_{\sigma,t}$  of a  $\sigma$ -CFDM, and let  $\rho_{\sigma,1-\epsilon}^T, \rho_{\sigma,1-\epsilon}^0$  denote their respective terminal distributions at time  $1 - \epsilon$ . Then

$$W_2(\rho_{\sigma,1-\epsilon}^T, \rho_{\sigma,1-\epsilon}^0) \leq O\left(\frac{1}{\epsilon^2}\right) W_2(\rho_T^*, \rho_{\sigma,T}). \quad (16)$$

By combining Equation 15 and Equation 16 and treating the truncation parameter  $\epsilon$  as fixed, we finally obtain a global upper bound on  $W_2(\rho_{\sigma,1-\epsilon}^T, \rho_{\sigma,1-\epsilon}^0)$ :

$$W_2(\rho_{\sigma,1-\epsilon}^T, \rho_{\sigma,1-\epsilon}^0) = O(\sigma) \quad (17)$$

where  $\rho_{\sigma,1-\epsilon}^T$  is the model distribution obtained by starting sampling at  $T > 0$  with samples from the unsmoothed CFDM and  $\rho_{\sigma,1-\epsilon}^0$  is true model distribution of the  $\sigma$ -CFDM.

### B.3.1 Proof of Proposition B.1

Our proof for this proposition employs techniques similar to those used to prove Theorem 1 and Proposition 1 in Kwon et al. (2022).

We begin with the following well-known result (Santambrogio, 2015, Corollary 5.25):

Suppose that two measures  $\rho^*$  and  $\rho$  are each pushed through velocity fields  $v_t^*, v_t$  respectively and denote the pushforward measures at time  $t$  by  $\rho_t^*, \rho_t$ . Then:

$$\frac{1}{2} \frac{d}{dt} W_2^2(\rho_t^*, \rho_t) = \mathbb{E}_{(x,y) \sim \gamma_t} \langle y - x, v_t^*(y) - v_t(x) \rangle \quad (18)$$

where  $\gamma_t$  is the  $W_2$  coupling between  $\rho_t^*$  and  $\rho_t$ .

For any  $x, y$  we can use Cauchy-Schwarz and the triangle inequality to obtain the following bound:

$$\langle y - x, v_t^*(y) - v_t(x) \rangle \leq \|y - x\| \cdot (\|v_t^*(y) - v_t^*(x)\| + \|v_t^*(x) - v_t(x)\|) \quad (19)$$

We can then bound  $\|v_t^*(y) - v_t^*(x)\|$  in terms of maximum of the Jacobian  $Dv_t^*$  of  $v_t^*$  on the line segment  $[x, y] := \{ty + (1-t)x : 0 \leq t \leq 1\}$  to obtain:

$$\langle y - x, v_t^*(y) - v_t(x) \rangle \leq \left( \max_{p \in [x, y]} \|Dv_t^*\| \right) \|y - x\|^2 + \|y - x\| \cdot \|v_t^*(x) - v_t(x)\| \quad (20)$$

This constant is in turn upper-bounded by the Lipschitz constant  $L_{v_t^*}$  of  $v_t^*$  on the convex hull of  $\text{supp}(\rho_t^*) \cup \text{supp}(\rho_t)$ , so we in fact have:

$$\langle y - x, v_t^*(y) - v_t(x) \rangle \leq L_{v_t^*} \|y - x\|^2 + \|y - x\| \cdot \|v_t^*(x) - v_t(x)\| \quad (21)$$

Adding  $\mathbb{E}_{(x, y) \sim \gamma_t}$  back in, we get:

$$\begin{aligned} \frac{1}{2} \frac{d}{dt} W_2^2(\rho_t^*, \rho_t) &= \mathbb{E}_{(x, y) \sim \gamma_t} \langle y - x, v_t^*(y) - v_t(x) \rangle \\ &\leq L_{v_t^*} \mathbb{E}_{(x, y) \sim \gamma_t} \|y - x\|^2 + \mathbb{E}_{(x, y) \sim \gamma_t} \|y - x\| \cdot \|v_t^*(x) - v_t(x)\| \\ &= L_{v_t^*} W_2^2(\rho_t^*, \rho_t) + \mathbb{E}_{(x, y) \sim \gamma_t} \|y - x\| \cdot \|v_t^*(x) - v_t(x)\| \\ &\leq L_{v_t^*} W_2^2(\rho_t^*, \rho_t) + \sqrt{\mathbb{E}_{(x, y) \sim \gamma_t} \|y - x\|^2} \cdot \sqrt{\mathbb{E}_{(x, y) \sim \gamma_t} \|v_t^*(x) - v_t(x)\|^2} \\ &= L_{v_t^*} W_2^2(\rho_t^*, \rho_t) + W_2(\rho_t^*, \rho_t) \cdot \sqrt{\mathbb{E}_{x \sim \rho_t^*} \|v_t^*(x) - v_t(x)\|^2} \end{aligned}$$

where we use Cauchy-Schwarz for random variables in passing from the third to fourth lines and then the fact that  $\rho_t^*$  is one of the marginals of  $\gamma_t$ . Using the chain rule on the LHS and cancelling a factor of  $W_2(\rho_t^*, \rho_t)$  from both sides, we obtain the following differential inequality:

$$\frac{d}{dt} W_2(\rho_t^*, \rho_t) \leq L_{v_t^*} W_2(\rho_t^*, \rho_t) + \sqrt{\mathbb{E}_{x \sim \rho_t^*} \|v_t^*(x) - v_t(x)\|^2} \quad (22)$$

We can now solve the differential inequality Equation 22 to obtain:

$$W_2(\rho_T^*, \rho_T) \leq \int_0^T \beta(t) \sqrt{\mathbb{E}_{x \sim \rho_t^*} \|v_t^*(x) - v_t(x)\|^2} \quad (23)$$

where

$$\beta(t) := \exp \left( \int_t^T L_{v_s^*} ds \right) \quad (24)$$

### B.3.2 Proof of Proposition B.2

We first estimate  $\beta(t) = \exp \left( \int_t^T L_{v_s^*} ds \right)$ . As

$$v_t^*(z) = \frac{1}{t(1-t)}k_t^*(z) - \frac{1}{1-t}z, \quad (25)$$

we can bound its Lipschitz constant by  $L_{v_t^*} \leq \max\left\{\frac{1}{t(1-t)}L_{k_t}, \frac{1}{1-t}\right\}$ . Our next step is therefore to bound  $L_{k_t^*}$ .

If  $X \in \mathbb{R}^{D \times N}$  is the matrix of training data and  $w(z) = \text{softmax}\left(-\frac{\|z-tx\|^2}{2(1-t)^2}\right) \in \mathbb{R}^N$  is the vector of weights, then  $k_t^*(z) = tXw^*(z)$ , so  $L_{k_t} \leq t\|X\|L_{w^*(z)}$ .

This softmax function is  $\frac{1}{2(1-t)^2}$ -Lipschitz with respect to  $\|z-tx_i\|^2$ . If  $\|z-tx_i\| \leq A$  for all  $z$  and all  $tx_i$ , then  $\|z-tx_i\|^2$  is  $2A$ -Lipschitz with respect to  $z$  and we can conclude that:

$$\begin{aligned} L_{k_t^*} &\leq t\|X\|L_{w^*(z)} \\ &\leq t\|X\|\frac{2A}{2(1-t)^2} \\ &= t\|X\|\frac{A}{(1-t)^2} \end{aligned}$$

$$\text{Hence } L_{v_t^*} \leq \max\left\{\frac{A\|X\|}{(1-t)^3}, \frac{1}{1-t}\right\}.$$

We now use this bound on  $L_{v_t^*}$  to estimate  $\beta(t)$ . Let  $\bar{s} \in [0, T]$  denote the time from which  $\frac{A\|X\|}{(1-\bar{s})^3} \geq \frac{1}{1-\bar{s}}$ . Then  $\bar{s} = \max\{0, 1 - \sqrt{A\|X\|}\}$ . Decomposing the integral that defines  $\log \beta(t)$ , we obtain:

$$\begin{aligned} \int_t^T L_{v_s^*} ds &= \int_t^{\bar{s}} L_{v_s^*} ds + \int_{\bar{s}}^T L_{v_s^*} ds \\ &\leq \int_t^{\bar{s}} \frac{1}{1-s} ds + A\|X\| \int_{\bar{s}}^T \frac{1}{(1-s)^3} ds \\ &= \log\left(\frac{1-t}{1-\bar{s}}\right) + \frac{A\|X\|}{2} \left(\frac{1}{(1-T)^2} - \frac{1}{(1-\bar{s})^2}\right) \\ &\leq \log\left(\frac{1-t}{1-T}\right) + \left(\frac{A\|X\|}{2(1-T)^2} - \frac{1}{2}\right) \end{aligned}$$

Substituting this bound into  $\beta(t) = \exp(\int_t^T L_{v_s^*})$  and simplifying, we obtain:

$$\beta(t) \leq C(T) \cdot \frac{1-t}{1-T} \quad (26)$$

where  $C(T) = \exp\left(\frac{A\|X\|}{2(1-T)^2} - \frac{1}{2}\right)$ .

We now estimate  $\sqrt{\mathbb{E}_{x \sim \rho_t^*} \|v_t^*(x) - v_t(x)\|^2}$ .

We first observe that  $v_t^*(z) - v_t(z) = \frac{1}{t(1-t)}(k_t^*(z) - k_t(z))$ . Once again letting  $X \in \mathbb{R}^{D \times N}$  be the matrix of training data and  $w^*(z) = \text{softmax}\left(-\frac{\|z-tx\|^2}{2(1-t)^2}\right) \in \mathbb{R}^N$ ,  $\tilde{w}_m(z) = \text{softmax}\left(-\frac{\|z-tx\|^2 + \sigma t u_{i,m}}{2(1-t)^2}\right) \in \mathbb{R}^N$  be the vector of weights, we have that  $k_t^*(z) = tXw^*(z)$  and hence

$$\|v_t^*(z) - v_t(z)\| = \frac{1}{1-t} \|X(w^*(z) - \frac{1}{M} \sum_{m=1}^M \tilde{w}_m(z))\| \leq \frac{1}{1-t} \|X\| \cdot \frac{1}{M} \sum_{m=1}^M \|w^*(z) - \tilde{w}_m(z)\|. \quad (27)$$

Once again using the Lipschitz continuity of  $w(z)$ , we obtain the bound

$$\|w^*(z) - \tilde{w}_m(z)\| \leq \frac{\sigma t u_{i,m}}{2(1-t)^2}, \quad (28)$$

and by substituting this into our bound for  $\|v_t^*(z) - v_t(z)\|$ , we obtain:

$$\|v_t^*(z) - v_t(z)\|^2 \leq \frac{t^2 \sigma^2 \|X\|^2 \bar{u}_i^2}{4(1-t)^6}, \quad (29)$$

where  $\bar{u}_i = \frac{1}{M} \sum_m u_{i,m}$ . As this bound holds for all  $z$ , it also holds in expectation, so we finally conclude that

$$\sqrt{\mathbb{E}_{x \sim \rho_t^*} \|v_t^*(x) - v_t(x)\|^2} \leq \frac{t \sigma \|X\| \bar{u}_i}{2(1-t)^3}. \quad (30)$$

### B.3.3 Proof of Proposition B.3

We now begin with the differential inequality

$$\frac{d}{dt} W_2(\rho_t^*, \rho_t) \leq L_{v_t^*} W_2(\rho_t^*, \rho_t) + \sqrt{\mathbb{E}_{x \sim \rho_t^*} \|v_t^*(x) - v_t(x)\|^2}, \quad (31)$$

that we derived in the proof of Proposition B.1, which bounds the rate of change in  $W_2(\rho_t^*, \rho_t)$  when flowing  $\rho_t^*$  and  $\rho_t$  through two velocity fields  $v_t^*$  and  $v_t$ , respectively. As we now consider the case where  $\rho_T^*$  and  $\rho_{\sigma,t}$  both flow through the smoothed velocity field  $v_{\sigma,t}$  from time  $T$  to  $1 - \epsilon$ ,  $\sqrt{\mathbb{E}_{x \sim \rho_t^*} \|v_t^*(x) - v_t(x)\|^2} = 0$  and the differential inequality becomes:

$$\frac{d}{dt} W_2(\rho_t^*, \rho_{\sigma,t}) \leq L_{v_{\sigma,t}} W_2(\rho_t^*, \rho_{\sigma,t}). \quad (32)$$

Solving this differential inequality, we obtain

$$W_2(\rho_{\sigma,1-\epsilon}^T, \rho_{\sigma,1-\epsilon}^0) := W_2(\rho_{1-\epsilon}^*, \rho_{\sigma,1-\epsilon}) \leq \tilde{\beta}(T) W_2(\rho_T^*, \rho_{\sigma,T}) \quad (33)$$

where  $\tilde{\beta}(T) = \int_T^{1-\epsilon} L_{v_{s,\sigma}} ds$ . Using the same bounds as in our proof of Proposition B.2 while noting that  $v_{\sigma,t}$  is at least as smooth as  $v_t^*$ , we obtain

$$\tilde{\beta}(T) \leq \log\left(\frac{1}{\epsilon}\right) + \frac{A \|X\|}{2\epsilon^2} - \frac{1}{2} = O\left(\frac{1}{\epsilon^2}\right). \quad (34)$$

Substituting this into Equation 33, we obtain

$$W_2(\rho_{\sigma,1-\epsilon}^T, \rho_{\sigma,1-\epsilon}^0) \leq O\left(\frac{1}{\epsilon^2}\right) W_2(\rho_T^*, \rho_{\sigma,T}). \quad (35)$$

### B.4 Proof of Proposition 5.3

We showed in Theorem 5.1 (see Appendix B.2) that as the number of sampling steps  $S \rightarrow \infty$ , the samples from a smoothed CFDM converge towards barycenters  $z_S = \bar{c}_{k^*}$  of  $M$ -tuples of training points for indices  $k^*$  such that:

$$k^*(z_{S-1}) = \operatorname{argmax}_k \left( \|z_{S-1} - \bar{c}_k\|^2 + \operatorname{Var}(\tilde{C}_k) + \sigma \bar{u}_k \right) \quad (36)$$

Using an equivalent expression for  $\tilde{k}_{\sigma,t}$ , these barycenters can also be written as

$$z_S = \bar{c}_{k^*} = \frac{1}{M} \sum_{m=1}^M x_{i^*(z_{S-1}, m)}, \quad (37)$$

where

$$\begin{aligned} i^*(z_{S-1}, m) &= \operatorname{argmax}_i \left( \|z_{S-1} - x_i\|^2 + \sigma u_{i,m} \right) \\ &= \operatorname{argmax}_i \left( \frac{1}{\sigma} \|z_{S-1} - x_i\|^2 + u_{i,m} \right) \end{aligned}$$

If  $u_{i,m} \sim \text{Gumbel}(0, 1)$ , then by applying the Gumbel max-trick, we conclude that  $i^*(z_{S-1}, m) \sim \text{Categorical}(\pi_\sigma^i)$ . This is a distribution over the indices  $i = 1, \dots, N$  of training samples, with event probabilities given by

$$\pi_\sigma^i = \operatorname{softmax} \left( -\frac{1}{\sigma} \|z_{S-1} - x_i\|^2 \right)_i \quad (38)$$

If we represent  $x_{i^*}$  as  $X e_{i^*}$ , where  $X \in \mathbb{R}^{D \times N}$  is the matrix whose  $i$ -th column is training sample  $x_i$  and  $e_{i^*} \in \mathbb{R}^N$  is the  $i^*$ -th standard basis vector, then

$$\begin{aligned} z_S &= \frac{1}{M} \sum_{m=1}^M x_{i^*(z_{S-1}, m)} \\ &= \frac{1}{M} \sum_{m=1}^M (X e_{i^*}) \\ &= \frac{1}{M} X \sum_{m=1}^M e_{i^*} \\ &= \frac{1}{M} X I_\sigma \end{aligned}$$

But  $I_\sigma := \sum_{m=1}^M e_{i^*}$  is a realization of a Multinomial( $\pi_\sigma, M$ ) random variable; this fact completes the proof of Proposition 5.3.

## C Additional Experimental Details and Results

In this appendix, we provide details for our pixel space and latent space image generation experiments.

### C.1 Pixel space DDPM training details

Our training data is drawn from the dataset `huggan/smithsonian_butterflies_subset`, which is publicly available on `huggingface` and contains 1000 images of butterflies. We extract RGB images from the `image` column of their dataset and reshape them to  $128 \times 128$  before using them in our experiments. We construct



---

an 80/20 train-test split and use the train partition to train the DDPM and to construct our  $\sigma$ -CFDM, and use the test partition to compute metrics.

We use the DDPM implemented in the `lucidrains` library `denoisingdiffusionpytorch` as our baseline. We use their UNet with `dim_mults=(1, 2, 4, 8)` as a backbone. We use 1000 time steps during training, and use DDIM sampling with 100 time steps during sample generation. We train the diffusion model with a batch size of 8 at a learning rate of  $5 \times 10^{-5}$  for 20,000 iterations.

We center and normalize the training data to lie in the unit ball before using it to construct our  $\sigma$ -CFDM. We set  $M = 2$  and  $\sigma = 0.1$  for this experiment, and compute the smoothed score exactly rather than using our nearest neighbor-based estimator from Section 5.4 due to this dataset’s relatively small size. We start sampling at  $T = 0.98$  and use step size 0.01. We filter out model samples whose Euclidean distance is within  $10^{-6}$  of their nearest neighbor in the training set; with these hyperparameters, roughly 60% of the model samples remain after this filtering step.

We compute our metrics using the `torchmetrics` implementation of the kernel inception distance (KID) and inception score. We compute KID scores with `subset_size=50` between 500 randomly-chosen images from the test partition and our CFDM and DDPM samples.

## C.2 CelebA latent space generation details

Our method uses the nuclear norm-regularized autoencoder from Scarvelis & Solomon (2024). This autoencoder operates on  $256 \times 256$  images from the CelebA dataset. To reduce the memory and compute costs of our autoencoder, we perform a discrete cosine transform (DCT) using the `torch-dct` package and keep only the first 80 DCT coefficients. We then pass these coefficients into the autoencoder.

The autoencoder consists of an encoder  $f_\theta$  followed by a decoder  $g_\phi$ . The encoder  $f_\theta$  is parametrized as a two-layer MLP with 10,000 hidden units; the latent space is 700-dimensional. The decoder  $g_\phi$  consists of a two-layer MLP with 10,000 hidden units and  $3 * 80 * 80 = 19200$  output dimensions, followed by an inverse DCT, and finally a UNet. We set the regularization parameter to  $\eta = 4$  (see (Scarvelis & Solomon, 2024, Appendix B.3) for details on the training objective) and use a log-cosh reconstruction loss (Chen et al., 2019) for improved sample quality. We train for 100 epochs at a learning rate of  $10^{-4}$  using the AdamW optimizer (Loshchilov & Hutter, 2017).

We then sample our  $\sigma$ -CFDM in the latent space of this pre-trained autoencoder. We center and normalize the training data to lie in the unit ball before using it to construct our  $\sigma$ -CFDM. We set  $M = 2$  and  $\sigma = 0.025$  for this experiment and use the nearest neighbor-based score estimator described in Section 5.4. We start sampling at  $T = 0.99$  and use step size 0.01. We filter out model samples whose Euclidean distance is within  $10^{-6}$  of their nearest neighbor in the training set; with these hyperparameters, roughly 34% of the model samples remain after this filtering step.

Our baseline is a VAE with the same architecture as the nuclear norm-regularized autoencoder and the same log-cosh reconstruction loss. We set the regularization strength at  $10^{-3}$  and train for 100 epochs at a learning rate of  $10^{-4}$  using the AdamW optimizer. At sampling time, we decode Gaussian samples drawn from  $\mathcal{N}(0, 10I)$ ; we find that this results in improved sample quality relative to sampling from a standard normal distribution.

We compute our metrics using the `torchmetrics` implementation of the kernel inception distance (KID) and inception score. We compute KID scores with `subset_size=50` between 500 randomly-chosen images from the test partition and our CFDM and DDPM samples.

## D Impact of $M$ on model samples

In this appendix, we demonstrate the impact of  $M$  – the number of noise samples used to compute the smoothed score Equation 3 – on a  $\sigma$ -CFDM’s model samples. In Figure 8, we use a simple training set of 2 points (in blue), fix  $\sigma = 1$ , generate 100  $\sigma$ -CFDM samples (in red) for different values of  $M$ . Note in particular that for large values of  $M$ , the model samples cluster around the centroid of the two training

points. We conjecture that this phenomenon may be explained by the law of large numbers: As  $M \rightarrow \infty$ ,  $\frac{1}{M} \sum_{m=1}^M k_t(x + \sigma \epsilon_m) \rightarrow \mathbb{E}_\epsilon k_t(x + \sigma \epsilon)$ , which is a deterministic quantity lying on the line segment connecting the two training points. In this regime, the reasoning used in the proof of Theorem 5.1 suggests that conditional on the second-to-last sampling iterate  $z_{S-1}$ , the output of a  $\sigma$ -CFDM becomes deterministic and all randomness in the model samples originates from  $z_{S-1}$ .

In Figure 9, we carry out a similar experiment with a training set consisting of 500 samples from the checkerboard distribution and  $\sigma = 0.3$ . Note that for large values of  $M$ , the model samples recede from boundary of the convex hull of the training data; we conjecture that this is an instance of the same phenomenon as in Figure 8.

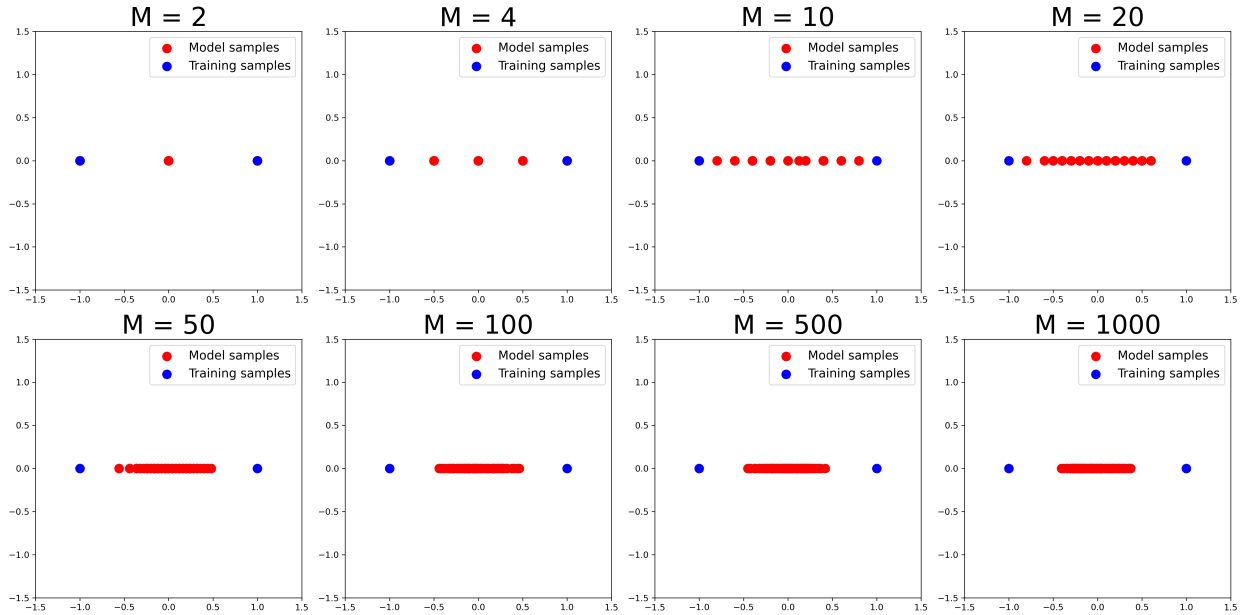


Figure 8:  $\sigma$ -CFDM samples (in red) generated given two training points (in blue) for various  $M$ .

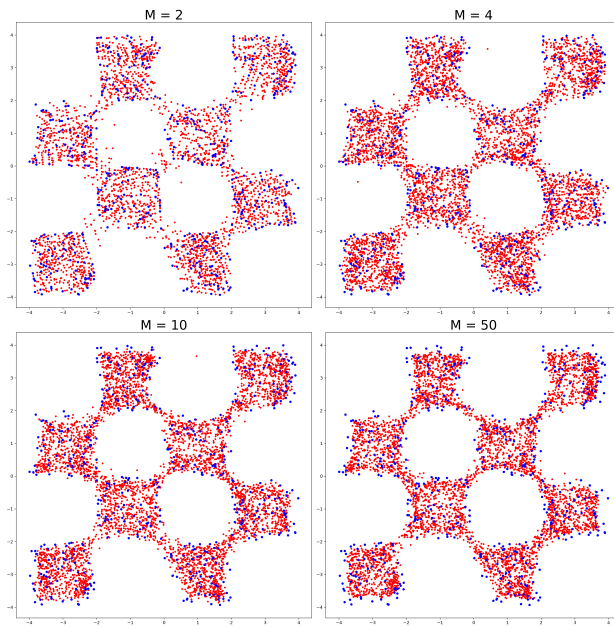


Figure 9:  $\sigma$ -CFDM samples (in red) generated given 500 training samples from the checkerboard distribution (in blue) for various  $M$ .