

# A necessary and sufficient condition for the existence of chaotic dynamics in an overlapping generations model

Tomohiro Uchiyama

Faculty of International Liberal Arts, Soka University,  
1-236 Tangi-machi, Hachioji-shi, Tokyo 192-8577, Japan  
Email:t.uchiyama2170@gmail.com

## Abstract

In this paper, we study economic dynamics in a standard overlapping generations model without production. In particular, using numerical methods, we obtain a necessary and sufficient condition for the existence of a topological chaos. This is a new application of a recent result characterising the existence of a topological chaos for a unimodal interval map by Deng, Khan, Mitra (2022).

**Keywords:** Chaos, overlapping generations model, numerical method  
JEL classification: D11, D41, D51

## 1 Introduction

In this paper, we consider economic dynamics in a standard infinite horizon overlapping generations (OLG) model without production studied in [9], [4], [1] for example. In [1, Thm. 1], Benhabib and Day gave a sufficient condition for the existence of a Li-Yorke chaos (that always comes with periodic points of order three) for a fairly general OLG model. In the same paper, to illustrate their general result [1, Thm. 1], Benhabib and Day considered two examples of an OLG model [1, Sec. 3.4 (i)(iii)] and showed that some large parameter values in the utility functions are sufficient to generate chaotic dynamics.

The main results of this paper (Theorems 1.3 and 1.4) strengthen this result; namely, we give a *necessary and sufficient* condition for the existence of a *topological chaos* (or a *turbulence*) for each of the OLG models in [1, Sec. 3.4 (i)(iii)]. We use a recent result characterising the existence of a topological chaos (or a turbulence) for a unimodal interval map in [3, Thms. 2 and 3]. We must admit that our argument in this paper is not completely rigorous. In the proofs of our main results (Theorems 1.3 and 1.4), we had to rely on numerical computations by Python since it was too hard for us to obtain algebraic/analytic proofs. In the following, when we use a numerical method we explicitly say so.

Now we clarify what we mean by a turbulence and a chaos. (There are several definitions of a chaos in the literature.) The following definition is taken from [2, Chap. II]:

**Definition 1.1.** Let  $g$  be a continuous map of a closed interval  $I$  into itself. We call  $g$  *turbulent* if there exist three points,  $x_1$ ,  $x_2$ , and  $x_3$  in  $I$  such that  $g(x_2) = g(x_1) = x_1$  and  $g(x_3) = x_2$  with either  $x_1 < x_3 < x_2$  or  $x_2 < x_3 < x_1$ . Moreover, we call  $g$  (*topologically*) *chaotic* if some iterate of  $g$  is turbulent.

It is known that a map  $g$  is chaotic (in our sense) if and only if  $g$  has a periodic point whose period is not a power of 2, see [2, Chap. II]. This implies that a map  $g$  is chaotic if and only if the topological entropy of  $g$  is positive, see [2, Chap. VIII]. See [8] for more characterisations of chaos.

Here, we recall the following key result characterising the existence of a topological chaos and a turbulence [3, Thms. 2 and 3] since our main results are direct applications of this result. Let  $\mathfrak{G}$  be the set of continuous maps from a closed interval  $[a, b]$  to itself so that an arbitrary element  $g \in \mathfrak{G}$  satisfies the following two properties:

1. there exists  $m \in (a, b)$  with the map  $g$  strictly increasing on  $[a, m]$  and strictly decreasing on  $[m, b]$ .
2.  $g(a) \geq a$ ,  $g(b) < b$ , and  $g(x) > x$  for all  $x \in (a, m)$ .

For  $g \in \mathfrak{G}$ , let  $\Pi := \{x \in [m, b] \mid g(x) \in [m, b] \text{ and } g^2(x) = x\}$ . Now we are ready to state [3, Thms. 2 and 3]:

**Proposition 1.2.** *Let  $g \in \mathfrak{G}$ . The map  $g$  has an odd-period cycle if and only if  $g^2(m) < m$  and  $g^3(m) < \min\{x \in \Pi\}$  and the second iterate  $g^2$  is turbulent if and only if  $g^2(m) < m$  and  $g^3(m) \leq \max\{x \in \Pi\}$ .*

Finally, we state our main results. In this paper, we study two different dynamics generated by the following difference equations:

$$x_{t+1} = f(x_t) = rx_t e^{-x_t} \text{ where } r > 0 \text{ and } x_t > 0 \text{ for any } t. \quad (1.1)$$

$$x_{t+1} = h(x_t) = \lambda x_t (\alpha x_t + 1)^{-\beta} \text{ where } \lambda > 0, \alpha > 0, \beta > 0, \text{ and } x_t > 0 \text{ for any } t. \quad (1.2)$$

In Sections 2 and 3, we explain how the OLG models with particular utility functions yield these difference equations. (These are equations considered in [1, Sec. 3.4 (i)(iii)].) In [1, Sec. 3.4 (i)(iii)], the authors stated that a sufficient condition for the existence of a Li-Yorke chaos for the first system is  $r > 14.765$  and that for the second system is  $\lambda \geq 50$  and  $\beta \geq 5$ . We show that both of these results are wrong (or not precise at least). Remember that a Li-Yorke chaos is stronger than a topological chaos. Here are our main results:

**Theorem 1.3.** *If  $r > e$  in Equation (1.1), then the map  $f$  has the following properties:*

1. there exists a closed interval  $I$  such that  $f|_I \in \mathfrak{G}$ .
2.  $f$  has an odd period cycle if and only if  $r > 16.999$ .
3. The second iterate  $(f|_I)^2$  is turbulent if and only if  $r \geq 16.999$ .

Note that the condition  $r > 16.999$  in Theorem 1.3 appeared in [6, Ex. 4.2] as a sufficient condition for Equation (1.1) to generate a topological chaos although in [6, Ex. 4.2] a different method (the existence of a *snap-back repeller*) was used to generate a chaos. In Section 3, we show that the assumption  $r > e$  in Theorem 1.3 is the minimum assumption to push  $f|_I$  into  $\mathfrak{G}$ . We do not know whether we can still generate chaotic dynamics without this condition. (that means without pushing  $f|_I$  into  $\mathfrak{G}$ )

**Theorem 1.4.** *For the system (1.2), fix  $\alpha = 1$  and  $\beta = 5$  ( $\beta = 10$  or  $15$ ). If  $\lambda > 3.052$  ( $\lambda > 2.868$  or  $\lambda > 2.815$  respectively), then the map  $h$  in Equation (1.2) has the following properties:*

1. there exists a closed interval  $E$  such that  $h|_E \in \mathfrak{G}$ .

2.  $h$  has an odd period cycle if and only if  $\lambda > 85.08$  ( $\lambda > 28.11$  or  $\lambda > 12.45$  respectively).
3. The second iterate  $(h|_E)^2$  is turbulent if and only if  $\lambda \geq 85.08$  ( $\lambda \geq 28.11$  or  $\lambda \geq 12.45$  respectively).

Note that in Theorem 1.4, our bound for  $\lambda$  to generate a topological chaos when  $\beta = 5$  is tighter than the bound in [1, Sec. 3.4 (iii)] ( $\lambda > 85.08$  vs  $\lambda > 50$ ). Also, in [1, Sec. 3.4 (iii)] the authors stated the bound without specifying the  $\alpha$  value in Equation (1.2). In general, the bound for  $\lambda$  changes if  $\alpha$  changes. Possibly, Benhabib and Day might have used a different  $\alpha$  value to obtain the bound for  $\lambda$ . (We used  $\alpha = 1$ .)

Also note that in Theorem 1.4, we picked some particular  $\beta$  values. Our choices of  $\beta$  values are ad hoc: we picked some  $\beta$  values just to guess a relationship between  $\beta$  and  $\lambda$ . A general pattern is that when  $\beta$  is small,  $\lambda$  needs to be large (and vice versa). Ideally, we should obtain a general (algebraic) relation between  $\beta$  and  $\lambda$ , but that turned out to be too difficult. So we picked particular  $\beta$  values and relied on some numerical methods to obtain the corresponding  $\lambda$  values.

It is well known that these two systems (1.1) and (1.2) are widely studied in economics, in mathematical biology, or in dynamical systems in general, see [5], [7] for example. In dynamical systems, these difference functions are often studied together since the system (1.1) is a limiting case of the system (1.2) (Take the limits  $\beta \rightarrow \infty$ ,  $\alpha \rightarrow 0$  while fixing  $\alpha\beta = 1$ ). That is why we study these two systems together in the this paper.

## 2 OLG model

We quickly review how an OLG model generates economic dynamics following [1, Sec. 2] and [4, Sec. 2]. We consider a pure consumption-loan model between a population of overlapping generations. To simplify the argument, we assume the following: 1. The population does not grow. 2. Each individual lives for two periods. 3. Each individual has the same utility function  $U(c_0(t), c_1(t+1))$  where  $c_0(t)$  and  $c_1(t+1)$  are the consumption levels of the individual when the individual is young and when the individual is old respectively. 4. Each individual receives the same endowment  $w_0$  when the individual is young and  $w_1$  when the individual is old. We write  $\rho_t$  for the interest rate at time  $t$ . Then each individual faces the budget constraint, that is

$$c_1(t+1) = w_1 + \rho_t[w_0 - c_0(t)], \quad c_0(t) \geq 0, \quad c_1(t+1) \geq 0. \quad (2.1)$$

For each period  $t$ , the following market clearing condition needs to be satisfied:

$$w_0 - c_0(t) + w_1 - c_1(t) = 0. \quad (2.2)$$

We make further assumptions to generate a well-defined dynamics. First, we assume that the utility function  $U(c_0(t), c_1(t+1))$  is strictly concave, twice differentiable, increasing in its arguments and separable. Second, we assume that for each  $t$ ,  $c_0(t) > 0$  and  $c_1(t) > 0$ . Under these assumptions, each individual tries to maximise the utility under the budget constraint, then we obtain the first order condition:

$$\rho_t = \frac{U_0(c_0(t), c_1(t+1))}{U_1(c_0(t), c_1(t+1))} \quad \text{where } U_0 \text{ and } U_1 \text{ are partial derivatives of } U. \quad (2.3)$$

Substitute Equation (2.3) into the budget constraint (2.1), we obtain

$$\frac{U_0(c_0(t), c_1(t+1))}{U_1(c_0(t), c_1(t+1))} = \frac{w_1 - c_1(t+1)}{c_0(t) - w_0}. \quad (2.4)$$

Now we make the final important assumption, that is,  $c_0(t) > w_0$  for each  $t$ . This means that people consume more than their income when they are young and less when they are old. Gale called this the *classical case* in [4]. In the classical case, we can solve Equation (2.4) for  $c_1(t+1)$  uniquely by [4, Thm. 5]. Then we can write

$$V(c_0(t), w_0, w_1) := \frac{U_0(c_0(t), c_1(t+1))}{U_1(c_0(t), c_1(t+1))} \quad (2.5)$$

Following [1, Sec. 2], we call  $V(c_0(t), w_0, w_1)$  a *constrained marginal rate of substitution* (CMRS). Finally, combining Equations (2.5) and (2.2), we obtain the economic dynamics we study in this paper (a difference equation in terms of  $c_0$ ):

$$c_0(t+1) = w_0 + V(c_0(t), w_0, w_1)(c_0(t) - w_0). \quad (2.6)$$

In [1, Sec. 3], roughly speaking, Benhabib and Day showed that if a CMRS varies sufficiently when  $c_0$  varies, then Equation (2.6) possesses a chaotic behavior, see [1, Sec. 3.2 and Thm.1] for the precise statement.

Next, we derive Equations (1.1) and (1.2) from Equation (2.6) using two particular utility functions. We keep all the assumptions on  $c_0(t)$ ,  $c_1(t+1)$ , and  $w_0$  above. Following [1, Sec. 3.4 (i)], we set

$$U(c_0(t), c_1(t+1)) = A - e^{\alpha(1-(c_0(t)-w_0)/a)} + c_1(t+1) \text{ where } A > 0 \text{ and } a > 0.$$

Then using Equation (2.6), we obtain the difference equation

$$c_0(t+1) - w_0 = e^{\alpha(1-(c_0(t)-w_0)/a)}(c_0(t) - w_0).$$

By the changes of variables (setting  $c_0(t) - w_0 = x_t$ ), the dynamics expressed by the last formula is (topologically) equivalent to

$$x_{t+1} = f(x_t) = e^{\alpha(1-x_t/a)}x_t = rx_t e^{-x_t} \text{ where } r > 0.$$

This is our Equation (1.1). Note that  $x_t > 0$  for any  $t$  since we consider the classical case.

Finally, we consider Equation (1.2). Following [1, Sec. 3.4 (iii)], we set

$$U(c_0(t), c_1(t+1)) = \frac{\lambda(c_0(t) + b)^{1-\beta}}{1-\beta} + c_1(t) \text{ where } \beta \geq 0, \beta \neq 1, \lambda > 0, b \geq 0.$$

Using Equation (2.6), we obtain the difference equation

$$c_0(t+1) - w_0 = \lambda \frac{c_0(t) - w_0}{((c_0(t) - w_0) + b + w_0)^\beta}.$$

By the changes of variables (setting  $c_0(t) - w_0 = x_t$ ) and setting  $\frac{\lambda}{b+w_0} = \alpha$ , the dynamics expressed by the last formula is (topologically) equivalent to

$$x_{t+1} = \lambda x_t (\alpha x_t + 1)^{-\beta}.$$

This is our Equation (1.2). In this paper, we normalise  $\alpha = 1$  to simplify the argument.

### 3 Proofs of the main results

#### 3.1 Proof of Theorem 1.3

First, we have  $f'(x) = re^{-x} - rxe^{-x} = re^{-x}(1-x)$ . Since  $r > 0$  and  $e^{-x} > 0$ , we have  $f'(x) > 0$  if  $0 < x < 1$ ,  $f'(x) < 0$  if  $x > 1$ , and  $f'(x) = 0$  if  $x = 1$ . So clearly  $f$  is unimodal and has the (global) maximum at  $x = 1$ . Using the notation in Introduction, we write  $m = 1$ . Since we want to use Proposition 1.2, we need to push  $f$  (or some restriction of it) into  $\mathfrak{G}$ . In particular, we need  $f(x) > x$  for all  $x \in (a, m]$  for some  $a > 0$ . So, we need  $f(m) > m$  at least, that is,  $r > e$ . We assume  $r > e$  in the rest of the paper.

Second, to push  $f$  into  $\mathfrak{G}$ , we need to restrict the map  $f$  to some closed interval  $I = [a, b]$  so that  $f|_I$  is a map from  $I$  to itself. In the following, we show that this can be done by setting  $a = f^2(1)$  and  $b = f(1)$ . It is clear that  $f|_I(x) \leq b$  for any  $x \in I$ . So, we just need to show that  $a \leq f|_I(x)$  for any  $x \in I$ . Since the map  $f|_I$  is unimodal, the minimum is attained at  $x = a$  or at  $x = b$ . So we have to show that  $a \leq f(a)$  and  $a \leq f(b)$ . The second inequality is trivial, so we focus on  $a \leq f(a)$ , that is,  $f^2(1) \leq f^3(1)$ . By a direct calculation, we see that the last inequality is equivalent to  $\ln r - r^2 e^{-\frac{r}{e}-1} > 0$ . Now, a numerical calculation by Python gives  $r > e$  (precise to ten decimal places).

To push  $f|_I$  into  $\mathfrak{G}$ , we also need: 1.  $f(b) < b$ , 2.  $f(x) > x$  for all  $x \in (a, m]$ . A direct calculation shows that  $f(b) < b$  is equivalent to  $\frac{1}{e} - \frac{\ln r}{r} > 0$ . An easy calculus shows that  $\frac{1}{e} - \frac{\ln r}{r} > 0$  for any  $r > 0$  except  $r = e$  and it attains its minimum value 0 at  $r = e$ . We are left to show  $f(x) > x$  for all  $x \in (a, m]$ . By an easy calculation, we see that  $f(x) > x$  is equivalent to  $re^{-x} > 1$ . Since we want to show that the last inequality holds for any  $x \in (a, m]$ , it is enough to show that it holds for  $x = m$ . (since  $re^{-m} < re^{-x}$ ) Now we have to show  $re^{-m} = \frac{r}{e} > 1$ , this is certainly true. We have shown the following:

**Lemma 3.1.** *If  $r > e$ , then  $f|_I \in \mathfrak{G}$ .*

Now we show that

**Lemma 3.2.** *If  $r > 9.549$ , then the set  $\Pi = \{x \in [m, b] \mid f(x) \in [m, b] \text{ and } f^2(x) = x\}$  is a singleton, namely,  $\Pi = \{\ln r\}$  (the unique fixed point for the map  $f$ ).*

*Proof.* First, solving  $f(x) = x$ , we obtain  $x = \ln r$  (the unique fixed point of  $f$ ). We write  $z = \ln r$ . (Note that we have assumed  $r > e$ , so  $z > 0$  as it should be.) It is clear that  $z \in \Pi$ . Now an easy calculation shows that  $f^2(x) = x$  is equivalent to  $x(1 + re^{-x}) = 2 \ln r$ . Plotting the  $(x, r)$  satisfying the last equation, we obtain Figure 1. In Figure 1, the blue curve gives the fixed point of  $f$  for each  $r$ , and the red curve gives the period two points for each  $r$ . A numerical calculation gives that if  $r > 9.549$ , then the smaller of the period two points is not in  $[1, b) = [m, b)$ .  $\square$

In view of Proposition 1.2, what we need to do now is to translate two conditions,  $f^2(m) < m$  and  $f^3 < \min\{x \in \Pi\} = z$  in terms of  $r$ . First, we show that

**Lemma 3.3.**  *$f^2(m) < m$  if and only if  $9.549 < r$ .*

*Proof.* We compute that  $f^2(m) < m$  is equivalent to  $r^2 e^{-\frac{r}{e}-1} < 1$ . Using Python, the last inequality gives  $r < e$  or  $9.549 < r$ . Since we assumed  $r > e$ , we get the desired result.  $\square$

Next, we show that

**Lemma 3.4.** *Let  $r > 9.549$ . Then  $f^3(m) < \min\{x \in \Pi\} = z$  if and only if  $r > 16.999$ .*

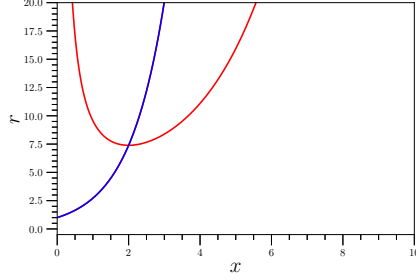


Figure 1:  $x(1 + re^{-x}) = 2 \ln r$

*Proof.* A direct calculation gives  $f^3(m) - z < 0$  is equivalent to  $r^3 e^{-\frac{r}{e}-1} - r^2 e^{-\frac{r}{e}-1} - \ln r < 0$ . Now using Python, we obtain  $r > 16.999$ .  $\square$

The same argument yields

**Lemma 3.5.** *Let  $r > 9.549$ . Then  $f^3(m) \leq \max\{x \in \Pi\} = z$  if and only if  $r \geq 16.999$ .*

Finally, combining Proposition 1.2, Lemmas 3.1, 3.2, 3.3, 3.4, and 3.5, we have proven Theorem 1.3.

### 3.2 Proof of Theorem 1.4

Our argument in this proof is similar to that in the proof of Theorem 1.3, so just give a sketch. First, we have  $h'(x) = \lambda\beta(x+1)^{-\beta-1}(x+1-\beta x)$ , so  $h'(x) > 0$  if  $0 < x < \frac{1}{\beta-1}$ ,  $h'(x) < 0$  if  $\frac{1}{\beta-1} < x$ , and  $h'(x) = 0$  if  $x = \frac{1}{\beta-1}$ . Thus  $h$  is unimodal and takes its maximum at  $x = \frac{1}{\beta-1}$ . We set  $m = \frac{1}{\beta-1}$ . Since we want  $h$  to be unimodal on  $x > 0$ , we need  $m > 0$ , that is,  $\beta > 1$ .

Next, we compute the following (since we need these below):

$$h(m) = \frac{\lambda \left(1 + \frac{1}{\beta-1}\right)^{-\beta}}{\beta-1},$$

$$h^2(m) = \frac{\lambda^2 \left(1 + \frac{1}{\beta-1}\right)^{-\beta} \left(\frac{\lambda \left(1 + \frac{1}{\beta-1}\right)^{-\beta}}{\beta-1} + 1\right)^{-\beta}}{\beta-1},$$

Since we want to push  $h$  (or some restriction of it, say, to  $[a, b]$ ) into  $\mathfrak{G}$ , we need  $h(x) > x$  for all  $x \in (a, m]$ . Therefore we need  $h(m) > m$  at least. Solving this, we obtain

$$\lambda > \left(\frac{1}{\beta-1} + 1\right)^\beta. \quad (3.1)$$

In view of Proposition 1.2, we need  $h^2(m) < m$  to generate a chaos. Solving this, we obtain

$$\lambda^2 \left(\frac{\beta-1}{\beta}\right)^\beta \left(\frac{\lambda}{\beta-1} \left(\frac{\beta-1}{\beta}\right)^\beta + 1\right)^{-\beta} < 1. \quad (3.2)$$

Using python, we plot  $(\beta, \lambda)$  satisfying Equations (3.1) and (3.2) (Figure 2). In Figure 2, regions

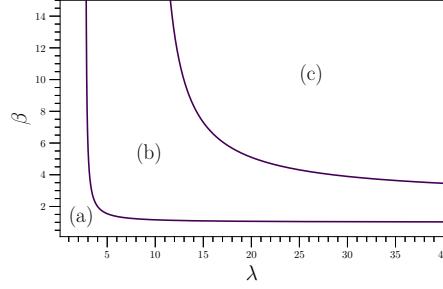


Figure 2:  $h(m) > m$  : (b) + (c) and  $h^2(m) < m$  : (a) + (c)

(b) and (c) correspond to  $h(m) > m$ , and regions (a) and (c) correspond to  $h^2(m) < m$ . So, to obtain a chaotic behaviour (using Proposition 1.2), we need a  $(\lambda, \beta)$  pair in region (c).

Now, we set  $E = [a, b] = [h^2(m), h(m)]$ , and consider  $h|_E$ . To make  $h|_E$  a function from  $E$  to itself, by the same argument as in the last example, we need  $h^2(m) \leq h^3(m)$ . Here, we compute

$$h^3(m) = \frac{\lambda^3 \left(1 + \frac{1}{\beta-1}\right)^{-\beta} \left(\frac{\lambda \left(1 + \frac{1}{\beta-1}\right)^{-\beta}}{\beta-1} + 1\right)^{-\beta} \left(\frac{\lambda^2 \left(1 + \frac{1}{\beta-1}\right)^{-\beta} \left(\frac{\lambda \left(1 + \frac{1}{\beta-1}\right)^{-\beta}}{\beta-1} + 1\right)^{-\beta}}{\beta-1} + 1\right)^{-\beta}}{\beta-1}.$$

It is too hard (and messy) to find an algebraic relation between  $\lambda$  and  $\beta$  from  $h^2(m) \leq h^3(m)$  (since  $h(m)$  and  $h^3(m)$  are too complicated algebraically), so we pick particular  $\beta$  values (in region (c) in Figure 2) and find the condition for  $\lambda$  from  $h^2(m) \leq h^3(m)$  using numerical computations. We obtain

1. if  $\beta = 5$ , then  $h(m) = 0.08192\lambda$ ,  $h^2(m) = \frac{0.08192\lambda^2}{(0.08192\lambda+1)^5}$ ,  $h^3(m) = \frac{0.08192\lambda^3}{(0.08192\lambda+1)^5 \left(\frac{0.08192\lambda^2}{(0.08192\lambda+1)^5} + 1\right)^5}$ .
2. if  $\beta = 10$ , then  $h(m) = 0.03874\lambda$ ,  $h^2(m) = \frac{0.03874\lambda^2}{(0.03874\lambda+1)^{10}}$ ,  $h^3(m) = \frac{0.03874\lambda^3}{(0.03874\lambda+1)^{10} \left(\frac{0.03874\lambda^2}{(0.03874\lambda+1)^{10}} + 1\right)^{10}}$ .
3. if  $\beta = 15$ , then  $h(m) = 0.02537\lambda$ ,  $h^2(m) = \frac{0.02537\lambda^2}{(0.02537\lambda+1)^{15}}$ ,  $h^3(m) = \frac{0.02537\lambda^3}{(0.02537\lambda+1)^{15} \left(\frac{0.02537\lambda^2}{(0.02537\lambda+1)^{15}} + 1\right)^{15}}$ .

Now a numerical calculation shows that the relation  $h^2(m) \leq h^3(m)$  is equivalent to  $\lambda \geq 3.052$  if  $\beta = 5$ ,  $\lambda \geq 2.868$  if  $\beta = 10$ , and  $\lambda \geq 2.815$  if  $\beta = 15$ .

Next, to push  $h|_E$  into  $\mathfrak{G}$ , we need: 1.  $h(b) < b$ , 2.  $h(x) > x$  for all  $x \in (a, m]$ . By a numerical calculation, we see that  $h(b) < b$  (that is  $h^2(m) < h(m)$ ) holds for any  $\lambda > 0$  and for  $\beta = 5$  (or  $\beta = 10$  or  $\beta = 15$ ). This proves the part 1. Now for part 2, we have that  $h(x) > x$  is equivalent to  $\lambda(x+1)^{-\beta} - 1 > 0$ . Since we need to show that  $h(x) > x$  for any  $x \in (a, m]$ , it is enough to show that  $\lambda(m+1)^{-\beta} - 1 = \lambda\left(\frac{1}{\beta-1} + 1\right)^{-\beta} - 1 > 0$ . Solving the last inequality numerically, we have  $\lambda > 3.052$  if  $\beta = 5$ ,  $\lambda > 2.868$  if  $\beta = 10$ , and  $\lambda > 2.815$  if  $\beta = 15$ . So far we have proven:

**Lemma 3.6.** *Let  $\beta = 5$  ( $\beta = 10$  or  $\beta = 15$ ). If  $\lambda > 3.052$  ( $\lambda > 2.868$  or  $\lambda > 2.815$  respectively), then  $h|_E \in \mathfrak{G}$ .*

Note that from Figure 2, we see that  $\lambda$  values in Lemma 3.6 are too small to generate chaos. Now we consider two conditions in Proposition 1.2, namely, 1.  $h^2(m) < m$  and 2.  $h^3(m) < \min\{x \in \Pi\}$ . We consider condition 1 first. Using Equation 3.2 and Python, we obtain

**Lemma 3.7.** *Let  $\beta = 5$  ( $\beta = 10$  or  $\beta = 15$ ). Then  $h^2(m) < m$  if and only if  $\lambda > 20.45$  ( $\lambda > 12.97$  or  $\lambda > 11.57$  respectively).*

Next we look at condition 2 and prove:

**Lemma 3.8.** *Let  $\beta = 5$  ( $\beta = 10$  or  $\beta = 15$ ). If  $\lambda > 20.45$  ( $\lambda > 12.97$  or  $\lambda > 11.57$  respectively), then the set  $\Pi$  is a singleton, namely,  $\Pi = \{\lambda^{\frac{1}{\beta}} - 1\}$  (the unique fixed point of  $h$ ).*

*Proof.* First, solving  $h(x) = x$ , we obtain the unique fixed point  $x = \lambda^{\frac{1}{\beta}} - 1$  of  $h$ . We write  $z$  for this fixed point. In the following, we consider each  $\beta$  value separately. We consider  $\beta = 5$  first. We see that  $f^2(x) = x$  is equivalent to  $\lambda^{\frac{2}{5}} = \lambda x(x+1)^{-4} + x + 1$ . Plotting  $(x, \lambda)$  satisfying this equation, we obtain Figure 3 where the blue curve represents the set of fixed points of  $h$ , and the red curve represents the set of period two points of  $h$ . From Figure 3), we see that if

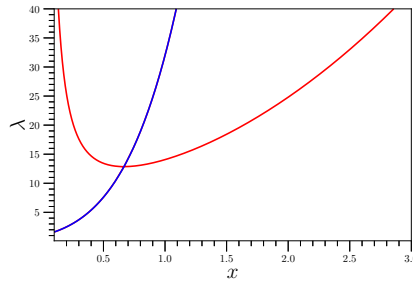


Figure 3:  $f^2(x) = x$  for  $\beta = 5$

$\lambda$  is large enough, then the smaller of the period two points of  $h$  is less than  $m = 0.25$ . By a numerical computation, we checked that this happens if  $\lambda > 20.45$ . Since  $\Pi$  clearly contains  $z$ , we have shown that if  $\lambda > 20.45$ , then  $\Pi = \{z\}$ .

The situation for  $\beta = 10$  or  $\beta = 15$  is similar. We just record that if  $\beta = 10$ , then  $f^2(x) = x$  is equivalent to  $\lambda^{\frac{1}{5}} = \lambda x(x+1)^{-9} + x + 1$  and if  $\beta = 10$  then that is equivalent to  $\lambda^{\frac{2}{15}} = \lambda x(x+1)^{-14} + 1$ . By the same argument as that for the  $\beta = 5$  case, a numerical method yields that if  $\beta = 10$  and  $\lambda > 12.97$  (or  $\beta = 15$  and  $\lambda > 11.57$ ) then the set  $\Pi$  is a singleton.  $\square$

*Remark 3.9.* We do not know why the  $\lambda$  values in Lemma 3.7 agree with those in Lemma 3.8. We have observed the same phenomenon in the last example ( $r$  values in Lemmas 3.2 and 3.3). Again, we do not know the reason for this.

Finally, we show that

**Lemma 3.10.** *Let  $\beta = 5$  ( $\beta = 10$  or  $\beta = 15$ ) and let  $\lambda > 20.45$  ( $\lambda > 12.97$  or  $\lambda > 11.57$  respectively). Then  $h^3(m) < \min\{x \in \Pi\}$  if and only if  $\lambda > 85.08$  ( $\lambda > 28.11$  or  $\lambda > 12.45$  respectively).*



*Proof.* We give argument for  $\beta = 5$ . Other cases are similar. Since  $\lambda > 20.45$ , we have  $\Pi = \{z\}$ . So,  $h^3(m) < \min\{x \in \Pi\}$  is equivalent to  $h^3(m) < z = \lambda^{\frac{1}{5}}$ . Now, using the expression for  $h^3(m)$  above, we obtain  $\lambda > 85.1$  numerically.  $\square$

It is clear that a similar argument yields

**Lemma 3.11.** *Let  $\beta = 5$  ( $\beta = 10$  or  $\beta = 15$ ) and let  $\lambda > 20.45$  ( $\lambda > 12.97$  or  $\lambda > 11.57$  respectively). Then  $h^3(m) \leq \max\{x \in \Pi\}$  if and only if  $\lambda \geq 85.08$  ( $\lambda \geq 28.11$  or  $\lambda \geq 12.45$  respectively).*

Combining Proposition 1.2 and Lemmas 3.6, 3.7, 3.8, 3.10, 3.11, we obtain Theorem 1.4.

## References

- [1] J. Benhabib and R.H. Day. A characterization of erratic dynamics in the overlapping generations model. *J. Econ. Dyn. Control*, 4:37–55, 1982.
- [2] L.S. Block and W.A. Coppel. *Dynamics in One Dimension*. Springer, Berlin, 1992.
- [3] L. Deng, M.A. Khan, and T. Mitra. Continuous unimodal maps in economic dynamics: On easily verifiable conditions for topological chaos. *J. Econ. Theory*, 201, 2022. Article 105446.
- [4] D. Gale. Pure exchange equilibrium of dynamic economic model. *J. Econ. Theory*, 6:12–36, 1973.
- [5] M. Hassel, J. Lawton, and R.M. May. Patterns of dynamical behavior in single-species populations. *J. Anim. Ecol*, 45:471–486, 1976.
- [6] F.R. Marotto. Snap-back repellers imply chaos in  $\mathbb{R}^n$ . *J. Math. Anal. Appl*, 63:199–223, 1978.
- [7] R.M. May and G.F. Oster. Bifurcations and dynamic complexity in simple ecological models. *Am. Nat*, 110:573–594, 1976.
- [8] S. Ruelle. *Chaos on the Interval*. American Mathematical Society, Providence, 2017.
- [9] P. Samuelson. An exact consumption-loan model of interest with or without the social contrivance of money. *J. Political Econ.*, 66:467–482, 1958.