

# High-energy Neutrino Emission Associated with GWs from Binary Black Hole Mergers in AGN Accretion Discs

ZI-HANG ZHOU<sup>1</sup> AND KAI WANG<sup>1</sup>

<sup>1</sup>*Department of Astronomy, School of Physics, Huazhong University of Science and Technology, Wuhan 430074, China*

## ABSTRACT

The search for multi-messenger signals of binary black hole (BBH) mergers is crucial to understanding the merger process of BBH and the relative astrophysical environment. Considering BBH mergers occurring in the active galactic nuclei (AGN) accretion disks, we focus on the accompanying high-energy neutrino production from the interaction between the jet launched by the post-merger remnant BH and disk materials. Particles can be accelerated by the shocks generated from the jet-disk interaction and subsequently interact with the disk gas and radiations to produce high-energy neutrinos through hadronic processes. We demonstrate that the identification of the high-energy neutrino signal from BBH merger in AGN disks is feasible. In addition, the joint BBH gravitational wave (GW) and neutrino detection rate is derived, which can be used to constrain the BBH merger rate and the accretion rate of the remnant BH based on the future associated detections of GWs and neutrinos. To date, an upper limit of BBH merger rate density in AGN disks of  $R_0 \lesssim 3 \text{ Gpc}^{-3} \text{ yr}^{-1}$  is derived for the fiducial parameter values based on the current null association of GWs and neutrinos.

*Keywords:* Neutrino Astronomy (1100); Active galactic nuclei (16); Black holes (162); Gravitational waves (678); High energy astrophysics (739)

## 1. INTRODUCTION

Gravitational waves (GWs) produced by stellar-mass binary black hole (BBH) mergers have been prime targets for Earth-based GW detectors, including Advanced LIGO (Aasi et al. 2015), Advance Virgo (Acernese et al. 2014), KAGRA (Aso et al. 2013). The BBH system can be formed from an isolated stellar binary origin (e.g., the stellar evolution of binary massive stars (Belczynski et al. 2002; Dominik et al. 2012; Mandel & de Mink 2016)) or dynamical interactions in dense stellar systems, e.g., in globular clusters (Rodriguez et al. 2016; Rodriguez et al. 2016), in quiescent galactic nuclei (Antonini 2014; Antonini & Rasio 2016; Fragione et al. 2019) or the Active galactic nuclei (AGN) accretion disks (Artymowicz et al. 1993; Tagawa et al. 2020; Fan & Wu 2023; Li et al. 2023).

Especially, AGN accretion disk can be a promising factory of compact-stellar binaries (CNBs) including BBH

systems since it generally contains various stars and compact objects, such as white dwarfs (WDs), neutron stars (NSs), and stellar mass black holes (BHs). Due to the high density of AGN accretion disk, many stars and compact objects may be captured from nuclear star clusters or migrate from the outer self-gravitating region via gravitational instability (Syer et al. 1991; Artymowicz et al. 1993; Kolykhalov & Syunyaev 1980; Goodman & Tan 2004). Due to the rich number of stars and compact objects in the accretion disk, there can be a high probability of forming binary systems, including binary neutron stars (BNSs), neutron star–black holes (NSBHs), and BBHs (Bartos et al. 2017; Leigh et al. 2018).

The simultaneous detections of GW and electromagnetic (EM) signals have been long expected. Unlike BNS and NSBH mergers, the BBH mergers are usually believed not to generate EM radiations due to a lack of accretion materials to power a jet. However, BBH mergers embedded in AGN disks can potentially power EM counterparts by accreting a significant amount of disk gas and then interacting with the disk medium (Bartos et al. 2017; McKernan et al. 2019; Wang et al. 2021; Kimura et al.

2021; Tagawa et al. 2022). In the observational aspect, EM follow-up observations have been implemented for LIGO/Virgo BBH merge events and seven potential AGN flares statistically associated with one or more of nine LIGO/Virgo events have been suggested (Graham et al. 2023). In particular, the optical flare ZTF19abanrhr with a luminosity of  $\sim 10^{45}$  erg/s detected by the Zwicky Transient Facility (ZTF) in the AGN J124942.3+344929 was reported to be spatially coincidence with GW190521 (Graham et al. 2020), which is the heaviest BBH merger with a total mass of  $M_{\text{BBH}} \sim 100M_{\odot}$  detected so far (Abbott et al. 2020).

Although the joint observation of EM and GW signals is exciting and will help to better study the BBH merger process, it is still under debate whether the accompanying EM flare can be identified from the bright AGN disk emission. For instance, if the shock is too weak, the subsequent EM emission is too dim to be identified against bright AGNs and can be disclosed only for lower-luminosity AGNs (McKernan et al. 2019). Besides, pre-merger outflows may also create a cavity around the BBH merger remnant to make the accretion rate insufficient to produce high luminosity (Kimura et al. 2021).

In this *letter*, we propose that the high-energy neutrino can be an alternative probe for the joint multimessenger study for BBH merger embedded in AGN disks. Due to the negligible absorptions by AGN disk materials, the high-energy neutrinos can easily escape from the complicated AGN disk environment. The high-energy neutrino emission from AGN disks induced by some stellar activities therein has been explored (Zhu et al. 2021; Zhu et al. 2021a; Zhou et al. 2023). However, the study of the high-energy neutrino production mechanism for BBH mergers inside AGN disks is still lacking although some searches of associated high-energy neutrino events have been explored (Abbasi et al. 2023). In our scenario, the merged BH remnant is kicked out from the cavity and into the intact AGN disk environment and then accretes surrounding gas at the Bondi-Hoyle-Lyttleton rate (Kimura et al. 2021; Comerford et al. 2019; Wang et al. 2021; Graham et al. 2023; Tagawa et al. 2023). The interaction between the post-merger Blandford-Znajek jet and the AGN disk medium can create various shocks, which in turn accelerates high-energy cosmic rays and produce neutrinos through hadronic processes. It is also expected to produce a detectable EM signal when shock breaks out from the disk (Wang et al. 2021; Tagawa et al. 2023). Therefore, the BBH merger inside AGN disks can be the potential triplet messenger (GW, EM, and neutrino) source.

## 2. JET STRUCTURE AND SHOCK ACCELERATION

BBH mergers are expected to occur at about  $r \sim 10^3 R_g$  in the migration traps (Bellovary et al. 2016), where  $R_g = GM_{\text{SMBH}}/c^2$  is the Schwarzschild radius of central supermassive BH (SMBH),  $G$  is the gravitational constant,  $M_{\text{SMBH}}$  is the SMBH mass, and  $c$  is the speed of light. For a gas-pressure-dominated disk, the disk density is  $\rho(h) = \rho_0 \exp(-h/H)$ , where  $\rho_0$  is the density of mid-plane,  $h$  is the vertical distance, and  $H$  is the typical disk height. For a SMBH with mass  $10^8 M_{\odot}$  and the disk with aspect ratio  $r/H \sim 0.01$ , one can get  $H = 1.5 \times 10^{14}$  cm. The mid-plane density near the migration traps is approximately  $10^{-10}$  g cm $^{-3}$ .

A cocoon usually accompanies a jet in a dense environment. We consider a Blandford-Znajek jet launched from rapidly accreting and spinning remnant BH in an AGN disk. The Bondi-Hoyle-Lyttleton rate is adopted as (Comerford et al. 2019; Wang et al. 2021)

$$\dot{m}_{\text{BHL}} = \frac{4\pi G^2 M_{\text{BBH}}^2 \rho_0}{v_{\text{rel}}^3}. \quad (1)$$

Through simulation using a hierarchical population analysis framework, (Gayathri et al. 2023) considered binary formation in AGN disks along with phenomenological models and found that the high-mass and high-mass-ratio binaries appear more likely to have an AGN origin. By referring to the GW event parameters (Gayathri et al. 2021), we adopt a total mass of  $M_{\text{BBH}} \sim 100M_{\odot}$  for the BBH and assume that the relative velocity is given by  $v_{\text{rel}} = v_k + c_s$ . Here we use a gas sound speed of  $c_s \sim 50$  km s $^{-1}$  and a kick velocity of  $v_k \sim 200$  km s $^{-1}$  (Graham et al. 2020). The jet kinetic luminosity  $L_j$  can be expressed as  $L_j = \eta_j \dot{m} c^2$  with the jet conversion efficiency  $\eta_j$ . The jet conversion efficiency exhibits a strong correlation with the BH spin and is approximately  $\eta_j \sim a_{\text{BH}}^2$  (Tchekhovskoy et al. 2010), where  $a_{\text{BH}}$  is the BH dimensionless spin. Here  $\eta_j = 0.5$  is adopted for a remnant BH spin  $a_{\text{BH}} \simeq 0.7$  consistent with observations (Abbott et al. 2020). The accretion rate can be parameterized as  $\dot{m} = f_{\text{acc}} \dot{m}_{\text{BHL}}$ . We use  $f_{\text{acc}} = [0.1, 1, 10]$  respectively in our calculations, where a low  $f_{\text{acc}}$  for a jet might be anticipated as a result of winds (or wide-angle outflows) emanating from an accretion disk with a super-Eddington rate, while a high  $f_{\text{acc}}$  could potentially be attributed to the recoil kick of remnant BH so that more materials can be encountered in AGN disks (Tagawa et al. 2023). Then the jet kinetic luminosity can be written as

$$L_j = 6.4 \times 10^{45} f_{\text{acc}} \rho_{0,-10} \left( \frac{M_{\text{BBH}}}{100M_{\odot}} \right) \left( \frac{v_{\text{rel}}}{250 \text{ km s}^{-1}} \right) \text{ erg s}^{-1} \quad (2)$$



**Figure 1.** The three pictures on the left are schematic pictures of jet propagation in the AGN disk. There are four types of shocks in the jet, including forward shock (FS), reverse shock (RS), collimation shock (CS) and internal shock (IS). The picture on the far right is the schematic picture of an idealized jet used in our calculations. Each color corresponds to the same Lorentz factor in that region. The shocks are located at the junction of each shock area.

where  $M_{\odot}$  is the solar mass and  $\rho_{0,-10} = (\rho_0/10^{-10})\text{g cm}^{-3}$ .

The jet is initially uncollimated because the pressure of the cocoon on the jet is not high enough, and it will become collimated as it travels. As suggested by (Bromberg et al. 2011), the jet will be collimated if  $\left(\frac{L_j}{\bar{\rho}t^2\theta_0^4c^5}\right)^{2/5} < \theta_0^{-4/3}$  while it is uncollimated if  $\frac{L_j}{\bar{\rho}t^2\theta_0^4c^5} > \theta_0^{-4/3}$ , where  $\theta_0 \approx 0.2$  is the jet opening angle and  $\bar{\rho} = (1/R_h) \int_{2R_h}^{R_h} \rho(h) dh$  is the average density of the medium.

We study the high-energy neutrino emission from four possible sites, i.e., internal shocks, collimation shocks, forward shocks, and reverse shocks, formed during the relativistic jet of post-merger BH interacting with the disk atmosphere (Yuan et al. 2020). Fig. 1 schematically describes the evolution of the structure of the jet-cocoon system as well as the shocks inside the jet. Particle acceleration is driven by these shocks, and high-energy neutrinos are produced by  $pp$  and  $p\gamma$  interaction processes.

If the ambient medium is non-relativistic and the reverse shock is strong, the velocity of the jet head is (Bromberg et al. 2011)

$$\beta_h = \frac{\beta_j}{1 + \tilde{L}^{-1/2}}. \quad (3)$$

At the initial time  $t_0$ , one can get the initial height of the jet head  $h_0 \approx ct_0$ , the initial average density of the disk  $\bar{\rho}_0 = \bar{\rho}(h_0)$ , the initial  $\tilde{L}_0 = \frac{L_j}{\rho_0 t_0^2 \theta_0^4 c^5}$  and the initial jet head velocity  $\beta_{h,0} = \frac{\beta_j}{1 + \tilde{L}_0^{-1/2}}$ . Therefore, the dynamic evolution process of the jet can be calculated with time. Noted that  $\tilde{L} = \frac{L_j}{\bar{\rho}t^2\theta_0^4c^5}$  should be replaced with  $\tilde{L} = \left(\frac{L_j}{\bar{\rho}t^2\theta_0^4c^5}\right)^{2/5}$  when  $\tilde{L} < \theta_0^{-4/3}$ . Through this method, we obtained the evolution of jet head height  $R_h = h$ ,  $\tilde{L}$ , jet head velocity  $\beta_h$  over the jet eruption time. The pressure

of the cocoon in the collimated regime can be written as  $P_c \simeq t^{-4/5} L_j^{2/5} \bar{\rho}^{3/5} \theta_0^{2/5}$  (Bromberg et al. 2011), then the height of the collimation shock can be calculated by  $R_{cs} = 2\sqrt{L_j/cP_c}$ .

We calculate the structural evolution of the jet and find the jet becomes collimated at 100s after the jet eruption, which is a quite short time compared with the duration of a BZ jet. At this moment, the height of the jet head now is  $R_h \sim 10^{12}\text{cm} \ll H$  for the fiducial  $f_{acc} = 1$ . We assume the Lorentz factor of the unshocked material in the pre-collimation region to be  $\Gamma_j$ . In this particular region, internal shocks emerge due to fluctuations in velocity within the outflow, resulting in the creation of gas shells exhibiting differential speeds. We may approximate the height of the internal shocks to be  $R_{is} = \min(R_{cs}, 2\Gamma_j^2 ct_{var})$  (Yuan et al. 2020), where  $t_{var} \simeq 1\text{s}$  is the adopted variability timescale. Shock acceleration can be efficient only if the shock is collisionless. Therefore, we can obtain a radiation constraint on the upstream of the shock for efficient Fermi acceleration, which is described as (Murase & Ioka 2013)

$$\tau_u = n_u \sigma_T l_u \lesssim \min [1, 0.1\Gamma_{rel} / (1 + 2 \ln \Gamma_{rel}^2)] \quad (4)$$

where  $\tau_u$  is the upstream optical depth,  $n_u$  is the comoving number density of upstream material,  $\sigma_T$  is the Thomson cross section,  $l_u$  is the length scale of the upstream fluid,  $\Gamma_{rel}$  represents the relative Lorentz factor between the shock downstream and upstream. It means that an efficient particle acceleration can only occur when the shock has a sufficiently strong jump between the upstream and downstream.

To better represent the velocity relationship between different regions of the jet, we consider an idealized jet diagram in Fig. 1 where the upstreams of the collimation shock and the reverse shock are downstream of the internal shock and the collimation shock, respectively. The jet head is downstream of the forward shock and

the reverse shock. The comoving number density of the upstream of the collimation shock can be written as  $n_{cs,u} = L_{\text{iso}}/(4\pi\Gamma_{\text{rel}}^2 R_{\text{cs}}^2 m_p c^3)$ , where  $L_{\text{iso}} \approx 2L_j/\theta_0^2$  is the isotropic equivalent one-side jet luminosity and  $m_p$  is the mass of proton. Here  $\Gamma_j \sim 20$  we used is the Lorentz factor of the unshocked material. Upstream optical depth can be calculated as

$$\tau_{cs,u} \approx \frac{L_{\text{iso}}\sigma_T}{4\pi\Gamma_j^3 R_{\text{cs}} m_p c^3}. \quad (5)$$

The relative Lorentz factor of internal shock between the shock downstream and upstream is  $\Gamma_{\text{rel,is}} \approx \Gamma_r/2\Gamma_j \approx 5$ , and therefore upstream optical depth internal shock then can be derived by

$$\tau_{is,u} \approx \frac{L_{\text{iso}}\sigma_T}{4\pi\Gamma_j^3 \Gamma_{\text{rel,is}}^2 R_{\text{is}} m_p c^3}. \quad (6)$$

Similarly, one can get the upstream optical depth for the reverse shock as

$$\tau_{rs,u} \approx \frac{L_{\text{iso}}\sigma_T R_h}{4\pi\Gamma_j^3 \Gamma_{\text{rel,cs}}^{-2} R_{\text{cs}}^2 m_p c^3}, \quad (7)$$

where  $\Gamma_{\text{rel,cs}} \approx \Gamma_j/2\Gamma_{j1} \approx \Gamma_j\theta_0/2 \approx 2$ . For the forward shock, the upstream optical depth is

$$\tau_{fs,u} \approx \frac{\bar{\rho}\sigma_T R_h}{m_p} \approx 6.24 \times 10^3 \bar{\rho}_{-10} \left( \frac{R_h}{H} \right). \quad (8)$$

Comparing with Equation 2, we find that the forward shock is almost always inefficient in accelerating particles, resulting in inefficient neutrino production at the forward shock site, while the other three shocks always efficiently accelerate particles. Therefore, the neutrino production from forward shock is neglected in the next calculations.

### 3. NEUTRINO PRODUCTION

By the shock jump conditions (Piran et al. 1995), we can describe the internal energy and density evolution of the upstream and downstream shock by  $e_{\text{sh,d}}/n_{\text{sh,d}}m_p c^2 = \Gamma_{\text{rel}} - 1$  and  $n_{\text{sh,d}}/n_{\text{sh,u}} \approx 4\Gamma_{\text{rel}}$ , where  $n_{\text{sh,u}}$  and  $n_{\text{sh,d}}$  are the comoving number density in the upstream and downstream shock respectively,  $e_{\text{sh}}$  is the comoving internal energy density in the shock. So the energy density of downstream of the shock is  $e_{\text{sh,d}} = 4\Gamma_{\text{rel}}(\Gamma_{\text{rel}} - 1)n_{\text{sh,u}}m_p c^2$ . The photon temperature of the downstream of the shock is  $k_B T = (15\hbar^3 c^3 \varepsilon_e e_{\text{sh,d}}/\pi^2)^{1/4}$ , where  $\varepsilon_e \approx 0.1$  is the electron energy fraction (Zhu et al. 2021a). During the next calculations, these thermal photons are treated as the background photon field for inverse Compton scattering (ICS), photomeson production  $p\gamma$ , and Bethe-Heitler processes.

To calculate the neutrino emission efficiency, we need to estimate the cooling and acceleration timescales of the protons. The acceleration timescale is given by  $t_{p,\text{acc}} = \epsilon_p/eBc$ , where  $B = \sqrt{8\pi\varepsilon_B e_{\text{sh,d}}}$  is the downstream magnetic field intensity and the magnetic field energy fraction is adopted as  $\varepsilon_B = 0.1$ . High energy protons cooling mainly include synchrotron radiation and ICS as radiative processes,  $pp$ ,  $p\gamma$ , and Bethe-Heitler processes as hadronic interaction processes, and finally, the adiabatic process.

For radiative processes, the cooling timescale of synchrotron radiation is

$$t_{p,\text{syn}} = \frac{6\pi m_p^4 c^3}{\sigma_T m_e^2 B^2 \epsilon_p} \quad (9)$$

and ICS has the cooling timescale

$$t_{p,\text{IC}} = \begin{cases} \frac{3m_p^4 c^3}{4\sigma_T m_e^2 n_\gamma \epsilon_\gamma \epsilon_p}, & \epsilon_\gamma \epsilon_p < m_p^2 c^4, \\ \frac{3\epsilon_\gamma \epsilon_p}{4\sigma_T m_e^2 n_\gamma c^5}, & \epsilon_\gamma \epsilon_p > m_p^2 c^4. \end{cases} \quad (10)$$

where  $\epsilon_\gamma = 2.7k_B T$  is the average thermal photon energy downstream and  $n_\gamma = \varepsilon_e e_{\text{sh,d}}/\varepsilon_\gamma$  is the average thermal photon density downstream. For hadronic cooling mechanisms, the  $pp$  scattering timescale is given by  $t_{pp} = 1/c\sigma_{pp}n_p\kappa_{pp}$ , where  $\sigma_{pp}$  (Kelner et al. 2006) is the cross section and  $\kappa_{pp} \simeq 0.5$  is the inelasticity. The cooling efficiency of  $p\gamma$  process can be calculated by (Murase 2007)

$$t_{p\gamma}^{-1} = \frac{c}{2\gamma_p^2} \int_{\bar{\epsilon}_{th,p\gamma}}^{\infty} d\bar{\epsilon} \sigma_{p\gamma}(\bar{\epsilon}) \kappa_{p\gamma}(\bar{\epsilon}) \bar{\epsilon} \int_{\bar{\epsilon}/2\gamma_p}^{\infty} d\epsilon \epsilon^{-2} \frac{dn}{d\epsilon} \quad (11)$$

where  $\gamma_p = \epsilon_p/mc^2$ ,  $\bar{\epsilon}$  is the photon energy in the rest frame of the proton and  $\frac{dn}{d\epsilon}$  is the photon number density.  $\bar{\epsilon}_{th,p\gamma} = 145\text{MeV}$  is the threshold energy for  $p\gamma$  process,  $\sigma_{p\gamma}$  and  $\kappa_{p\gamma}$  represent the cross section (Kelner & Aharonian 2008) and inelasticity (Stecker 1968), respectively. By replacing the cross section, inelasticity, and threshold energy in the Equation 11 with those of the Bethe-Heitler process, one can get the cooling efficiency of the Bethe-Heitler process (Chodorowski et al. 1992). Finally, the adiabatic cooling timescale is  $t_{p,\text{ad}} = R_{\text{sh}}/c\Gamma_{\text{sh,d}}$ .

Considering that only  $pp$  and  $p\gamma$  processes can produce high-energy neutrinos, the other processes suppress the production of neutrinos. We can write the proton suppression factor by involving various cooling processes as

$$\zeta_{p,\text{sup}}(\epsilon_{\nu_i}) = \frac{t_{p,pp}^{-1} + t_{p,p\gamma}^{-1}}{t_{p,pp}^{-1} + t_{p,p\gamma}^{-1} + t_{\text{BH}}^{-1} + t_{p,\text{syn}}^{-1} + t_{p,\text{IC}}^{-1} + t_{p,\text{ad}}^{-1}}. \quad (12)$$

Besides, neutrinos are produced by the decay of pions and kaons created through  $pp$  and  $p\gamma$  processes, which

will be suppressed by other cooling processes. The suppression factor of these mesons can be calculated by (Zhu et al. 2021a)

$$\zeta_{i,\text{sup}}(\epsilon_{\nu_i}) = \frac{t_{i,\text{dec}}^{-1}}{t_{i,\text{dec}}^{-1} + t_{i,\text{had}}^{-1} + t_{i,\text{syn}}^{-1} + t_{i,\text{IC}}^{-1} + t_{i,\text{ad}}^{-1}} \quad (13)$$

where  $i$  represents the meson produced by the  $pp$  or  $p\gamma$  processes.

Neutrino fluence for a single event can be obtained by calculating the summation of each neutrino channel by

$$\epsilon_{\nu}^2 F_{\nu} = \frac{1}{4\pi D_L^2} \sum_i \int_0^{t_{\text{end}}} \frac{N_i L_{\text{iso}} \zeta_{p,\text{sup}}(\epsilon_{\nu_i}) \zeta_{i,\text{sup}}(\epsilon_{\nu_i})}{\ln(\epsilon_{p,\text{max}}/\epsilon_{p,\text{min}})} dt \quad (14)$$

where  $N_i$  is the energy fraction that the jet energy converts to the neutrinos, and  $i = [\pi, K, \mu_{\pi}, \mu_K]$  represents different neutrino production channels. Here  $N_{\pi} = N_{\mu_{\pi}} = 0.12$ ,  $N_K = 0.009$ , and  $N_{\mu_K} = 0.003$ . The neutrino energy is  $\epsilon_{\nu_i} = a_i \epsilon_p$ , where  $a_{\pi} = a_{\mu_{\pi}} = 0.05$ ,  $a_K = 0.1$  and  $a_{\mu_K} = 0.033$ . We assume  $t_{\text{end}} = 5 \times 10^6$  s is the duration of the jet corresponding to the observational ZTF19abanrhr flare of GW190521, which lasts around tens of days (Graham et al. 2020).  $\epsilon_{p,\text{max}}$  is the maximum proton energy calculated by  $t_{\text{acc}} = t_{\text{cool}}$  and  $\epsilon_{p,\text{min}} \approx \Gamma_{\text{sh,d}} m_p c^2$  is the minimum proton energy.

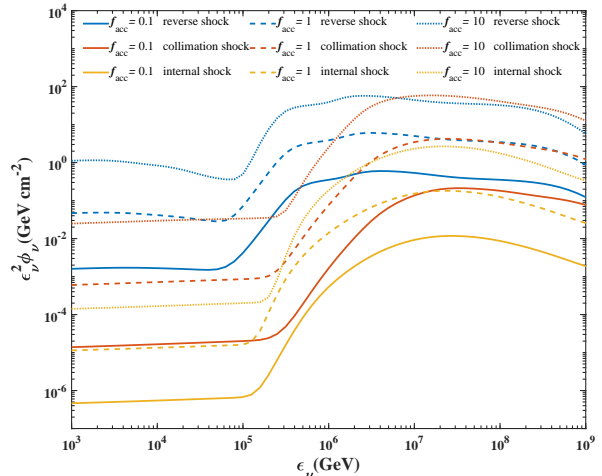
The produced neutrino fluence of a single BBH merger event occurred at  $D_L = 100$  Mpc is shown in Figure 2 including the reverse shock, collimation shock, and internal shock. We can see that the neutrino production of the collimation shock is comparable with that of the reverse shock above around  $\text{few} \times 10^6$  GeV, while below this energy the reverse shock contributes more neutrino production. For three shock sites, at the lower energy part ( $\lesssim 10^5$  GeV), all neutrino production suffers the significant suppression of the adiabatic cooling process, showing a lower fluence than the high-energy part. Note that here we consider the same jet duration  $t_{\text{end}}$  for different accretion rates, however, it may last a shorter time for higher accretion rate (Wang et al. 2021).

#### 4. NEUTRINO AND JOINT GW+NEUTRINO DETECTION

The all-flavor neutrino detection number can be calculated by

$$N_{\nu} = \int d\epsilon_{\nu} F_{\nu}(\nu_{\nu}) A_{\text{eff}}(\epsilon_{\nu}) \quad (15)$$

where  $A_{\text{eff}}(\epsilon_{\nu_{\mu}})$  is the effective area (100 GeV–100 PeV) of IceCube for a point source (Aartsen et al. 2020). The accumulative neutrino number with time is presented in Fig. 3, it can be seen that the Ice-Cube can receive



**Figure 2.** Neutrino fluences from diverse shocks at a distance of 100 Mpc. The different colors represent different shock types. Each linetype represents different accretion rates, i.e.,  $0.1\dot{m}_{\text{BH}}$  (solid),  $1\dot{m}_{\text{BH}}$  (dashed) to  $10\dot{m}_{\text{BH}}$  (dotted).

**Table 1.** Joint BBH GW + Neutrino Detection Rate.

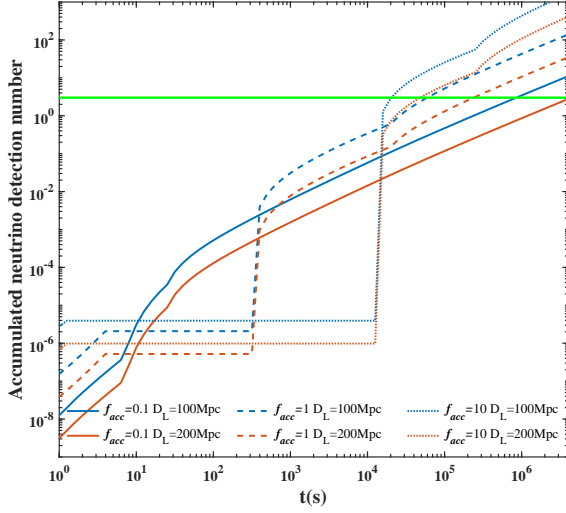
GW Detector	Detection Rate( $\text{yr}^{-1}$ ) with IceCube	Detection Rate( $\text{yr}^{-1}$ ) with IceCube-Gen2
aLIGO	$0.3210R_0$ (0.0007-6.423)	$1.0354R_0$ (0.0021-20.73)
adVirgo	$0.3168R_0$ (0.0007-6.335)	$0.9575R_0$ (0.0019-19.15)
KAGRA	$0.3168R_0$ (0.0006-6.335)	$0.9546R_0$ (0.0019-19.09)
Voyager	$0.3240R_0$ (0.0007-6.480)	$1.0813R_0$ (0.0022-21.63)
ET	$0.3254R_0$ (0.0007-6.508)	$1.0828R_0$ (0.0022-21.66)

$R_0 \simeq [0.002, 20] \text{ Gpc}^{-3} \text{ yr}^{-1}$  is the BBH merger rate density within AGN disks (Gröbner et al. 2020).

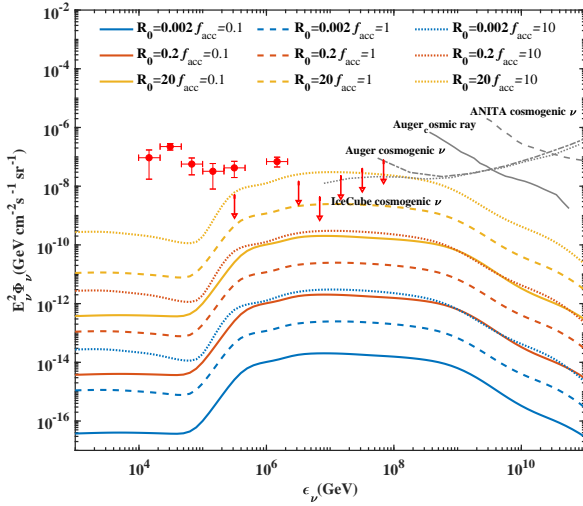
at least three neutrinos within  $5 \times 10^6$  s within a distance of  $\lesssim 200$  Mpc. In a relatively optimistic situation ( $f_{\text{acc}} = 10$  and  $D_L = 100$  Mpc), we can expect IceCube to receive three neutrinos within 6 hours which has reached a relatively high level of confidence. In the case of a high accretion rate ( $f_{\text{acc}} = 10$ ), the detection distance of the IceCube can reach 1 Gpc. However, as shown in Fig. 3, for the high accretion rate, the particle acceleration tends to be forbidden at the early stage so that the neutrino production is low at the beginning.

We calculate the joint detection rate of neutrinos and GW by generating  $3 \times 10^4$  random BBH merger events.  $f_{\text{acc}} = 1$  is used in the calculation. GW signal is treated as isotropic and high-energy neutrinos from the jet are





**Figure 3.** Cumulative detected neutrino number of a single source by IceCube with different accretion rates at two different locations, i.e., 100 Mpc and 200 Mpc. The green line indicates three detected neutrinos so that the neutrino detection by IceCube can be identified at  $\sim 3\sigma$  significance level.



**Figure 4.** Expected all-flavor diffuse neutrino fluence contributed from BBH mergers in AGN disks. Diverse local event rates and accretion rates are considered. Red points and upper limits are the observed diffuse neutrino fluence by IceCube (Aartsen et al. 2015, 2021a). The gray lines are 90% upper limit of the cosmogenic neutrino for diverse instruments.

beamed with a beaming correction factor  $f_b = \theta_0^2/2$ . As for the mass distribution of BBH, we adopt the results of (Gayathri et al. 2023), which presented a one-parameter model for BBH formation and merger within an AGN

disk and parameterized by the maximum mass  $m_{\max}$  of the natal BH distribution. The mass distribution for  $m_{\max} = 75$  is adopted for calculations. We use Python's module PYCBC to generate the waveform of the GW signal and calculate the signal-to-noise ratio (SNR) of each event by  $(S/R)^2 = \int_{f_{\min}}^{f_{\max}} \frac{|\tilde{h}(f)|^2}{S_n(f)} df$  (Zhu et al. 2021b). The threshold SNR=8 is involved to confirm the detection of GW signals, and the neutrino detection number  $N_\nu = 1$  is roughly employed as the threshold for confirming the detection of IceCube or IceCube-Gen2. The effective area of IceCube-Gen2 is taken as 6 times larger than IceCube's (Aartsen et al. 2021b). The redshift evolution factor we adopted is  $f(z) = \left[ (1+z)^{5.7\eta} + \left(\frac{1+z}{0.36}\right)^{1.3\eta} + \left(\frac{1+z}{3.3}\right)^{-9.5\eta} + \left(\frac{1+z}{3.3}\right)^{-24.5\eta} \right]^{1/\eta}$  (Sun et al. 2015). For multiple gravitational wave detectors, we calculated the joint detection rates separately. The detector sensitivities can be expressed as amplitude spectral densities (ASD, <https://dcc.ligo.org/LIGO-T1500293/public>). The result is shown in Table 1, where  $R_0$  is the local BBH mergers event rate. It can be seen that although different GW detectors have different detection capabilities, the derived joint detection rates are largely identical with only minor differences for the same neutrino detector. This indicates that the detection ability of the neutrino detector is the main factor affecting the joint detection rate, and indeed, the joint detection rate significantly increases for IceCube-Gen2 with a larger effective area.

The diffuse neutrino fluence can be estimated by (Razzaque et al. 2004)

$$\epsilon_{\nu,obs}^2 \Phi_\nu = \epsilon_{\nu,obs}^2 f_b \int_0^{z_{\max}} dz R_0 f(z) F_\nu(\epsilon_{\nu,obs}) \frac{dV}{dz} \quad (16)$$

where  $\epsilon_{\nu,obs} = \epsilon_\nu/(1+z)$  is the observed neutrino energy  $dV/dz = 4\pi D_L^2 c/(1+z)^3/(H_0 \sqrt{\Omega_\Lambda + \Omega_m(1+z)^3})$  is the comoving volume. The standard  $\Lambda$ CDM cosmology  $H_0 = 67.8 \text{ km s}^{-1} \text{ Mpc}^{-1}$ ,  $\Omega_\Lambda = 0.692$  and  $\Omega_m = 0.308$  is applied (Ade et al. 2016).  $R(z) = R_0 f(z)$  is adopted as the redshift distribution of BBH mergers. The estimated GW rate density associated with BBH mergers lies in the range  $R \sim (0.002 - 18) \text{ Gpc}^{-3} \text{ yr}^{-1}$  is given by (Gröbner et al. 2020). Recently, some literature gives the event rate to be  $2.5 \text{ Gpc}^{-3} \text{ yr}^{-1}$  or dozens  $\text{Gpc}^{-3} \text{ yr}^{-1}$  (Gayathri et al. 2021, 2023). Here three typical values of [0.002, 0.2, 20] as the possible local event rates are used. We sum the neutrino fluences of each type of shock and use the mass distribution of BBH mentioned above. Our result shows that BBH mergers in AGN disk contribute to the neutrino background at the relatively high energy above  $10^6 \text{ GeV}$ , while they provide a relatively little contribution to the neutrino background at the low energy.

Note that the above joint detection rate of GWs and neutrinos in Table 1 and the neutrino production are derived based on the adopted fiducial parameter values, e.g., the jet conversion efficiency  $\eta_j = 0.5$ , the accretion factor  $f_{\text{acc}} = 1$ , and the jet eruption duration  $t_{\text{end}} = 5 \times 10^6$  s. The jet conversion efficiency  $\eta_j$  and the accretion factor  $f_{\text{acc}}$  are crucial quantities to determine the jet kinetic luminosity, which directly affects how many energies can be converted to neutrinos. Besides, for a specific jet luminosity, the jet eruption duration will significantly influence the final neutrino fluence as well. Although these values in our calculations have been calibrated by the observations for GW190521 and ZTF19abanrhr optical flare (Abbott et al. 2020; Graham et al. 2020), diverse BH mergers may have diverse values for these parameters, inducing a different conclusion. For example, although the jet eruption duration is involved with a comparable observational duration of ZTF19abanrhr flare, i.e., tens of days, the real jet eruption duration or accretion timescale may be shorter or even episodic (Wang et al. 2021). For a shorter jet duration, e.g.,  $10^5$  s, the neutrino detection for a single BBH merger event by IceCube is feasible only for a higher accretion rate or a closer distance as shown in Fig. 3 and the joint GW + Neutrino detection rate will be lower since less neutrino production will be expected.

Another key parameter to affect joint GW + Neutrino detection rate is the BBH merger rate within AGN disks. However, its uncertainty is still quite large to date, inducing a large uncertainty on the final evaluation of joint GW + Neutrino detection rate as shown in Table 1. If the fiducial parameter values are involved, the high BBH merger rate density tends to be ruled out in order to be consistent with the current null association of GW and neutrino events recently reported in Abbasi et al. (2023) and Vereecken et al. (2023), resulting in an upper limit of BBH merger rate density in AGN disks of  $R_0 \lesssim 3 \text{ Gpc}^{-3} \text{ yr}^{-1}$ . The result greatly improves the early constraint on BBH merger rate in AGN disks (e.g.,  $10^{-3} - 10^4 \text{ Gpc}^{-3} \text{ yr}^{-1}$  in McKernan et al. (2018) and  $0.02 - 60 \text{ Gpc}^{-3} \text{ yr}^{-1}$  in Tagawa et al. (2020)). Comparing with the total BBH merger rate given by LIGO/Virgo, i.e.,  $R = 53.2_{-28.8}^{+58.5} \text{ Gpc}^{-3} \text{ yr}^{-1}$  (Abbott et al. 2019), BBH mergers in AGN disks will be small fraction of the total BBH mergers in the universe. However, the constraint can be alleviated if the real parameter values deviate from the fiducial values.

Moreover, based on our calculations of diffuse neutrino background from BBH mergers in AGN disks (see Fig. 4), the most optimistic parameters, e.g., high BBH merger rate and high accretion rate of remnant BH at

the same time, tend to be excluded due to the conflict with the diffuse neutrino observations.

## 5. DISCUSSIONS AND CONCLUSIONS

Neutrinos from remnant BH jet-induced shock acceleration make it possible to predict a BBH merger without the detection of an EM signal if the jet breakout brightness is overshadowed by the AGN accretion disk. In this letter, we consider a persistent BZ jet and investigate its structural evolution. Collimation shocks and reverse shocks contribute more neutrino production compared with internal shocks. The accumulative neutrino number over time is derived as well and we find that it is possible to receive enough neutrinos (exceeding three neutrinos) by IceCube within tens of days if the BBH mergers in AGN disk take place within a distance of a few hundred of Mpc and the remnant BH has an accretion rate of  $f_{\text{acc}} \gtrsim 0.1$  and other fiducial parameter values.

Based on 83 LIGO/Virgo BBH and lower-mass-gap merger alters (Graham et al. 2023) and the beaming correction, the source number with the neutrino detection by IceCube for these GW events can be estimated by  $\sim 83f_b \simeq 1.7(\theta_0/0.2)^2$  if all BBH mergers occur in AGN disks and the neutrino emission from these source can be identified. It implies only partial BBH mergers occurring in AGN disks or the neutrino emission from these sources can not be totally identified in order to be consistent with the current null association of GW and neutrino events (Abbasi et al. 2023).

In addition, we calculate the joint GW + Neutrino detection rate by combining the diverse GW detectors and IceCube (or IceCube-Gen2). The uncertainty of joint detection is still quite large since the event rate of BBH merger in AGN disks is still quite unclear. However, the detection or non-detection of joint BBH GW + Neutrino association in the future can be used to constrain the BBH merger rate within AGN disks. For instance, the BBH merger rate in AGN disks should be lower if no association has been observed. A BBH merger rate density in AGN disks of  $R_0 \lesssim 3 \text{ Gpc}^{-3} \text{ yr}^{-1}$  is derived for the fiducial parameter values based on the null association of GW and neutrino signals so far. In addition, the simultaneous high BBH merger rate in AGN disks and high accretion rate of remnant BH are excluded due to the observations of diffuse neutrino background.

BBH mergers in AGN disks are the ideal targets for multi-messenger observations and joint observations of EM, neutrino, and GW signals from them have caused more and more attention and have also been frequently explored recently. In the aspect of high-energy neutrinos, they can play an impor-

tant role in the multi-messenger study of BBH mergers. The next-generation neutrino telescopes, e.g., IceCube-Gen2, Huge Underwater high-energy Neutrino Telescope (HUNT) (Huang et al. 2023), The tRopIcal DEep-sea Neutrino Telescope (TRIDENT) (Ye et al. 2022), and the radio-Cherenkov neutrino detector AR-IANNA (Anker et al. 2020) and ARA (Allison et al. 2019) combining with the next more advanced GW de-

tectors can help to understand the nature of BBH mergers in AGN disks.

- 1 We thank Jin-Ping Zhu for the helpful discussions. We
- 2 also thank the anonymous referee for the helpful com-
- 3 ments, which have helped us to improve this paper. We
- 4 acknowledge support from the National Natural Science
- 5 Foundation of China under grant No.12003007 and the
- 6 Fundamental Research Funds for the Central Universi-
- 7 ties (No. 2020kfyXJJS039).

## REFERENCES

- Aartsen, M., Abraham, K., Ackermann, M., et al. 2015, *The Astrophysical Journal*, 809, 98
- Aartsen, M., Ackermann, M., Adams, J., et al. 2020, *Physical review letters*, 124, 051103
- Aartsen, M. G., Abbasi, R., Ackermann, M., et al. 2021a, *Nature*, 591, 220
- Aartsen, M. G., Abbasi, R., Ackermann, M., et al. 2021b, *Journal of Physics G: Nuclear and Particle Physics*, 48, 060501
- Aasi, J., Abadie, J., Abbott, B. P., et al. 2015, *Classical and Quantum Gravity*, 32, 115012
- Abbasi, R., Ackermann, M., Adams, J., et al. 2023, *ApJ*, 944, 80. <https://arxiv.org/abs/2208.09532>
- Abbott, B. P., Abbott, R., Abbott, T. D., et al. 2019, *ApJL*, 882, L24, doi: [10.3847/2041-8213/ab3800](https://doi.org/10.3847/2041-8213/ab3800)
- Abbott, R., Abbott, T. D., Abraham, S., et al. 2020, *Phys. Rev. Lett.*, 125, 101102
- Acernese, F., Agathos, M., Agatsuma, K., et al. 2014, *Classical and Quantum Gravity*, 32, 024001
- Ade, P. A., Aghanim, N., Arnaud, M., et al. 2016, *Astronomy & Astrophysics*, 594, A13
- Allison, P., Archambault, S., Bard, R., et al. 2019, arXiv e-prints, arXiv:1907.11125. <https://arxiv.org/abs/1907.11125>
- Anker, A., Baldi, P., Barwick, S. W., et al. 2020, arXiv e-prints, arXiv:2004.09841. <https://arxiv.org/abs/2004.09841>
- Antonini, F. 2014, *ApJ*, 794, 106. <https://arxiv.org/abs/1402.4865>
- Antonini, F., & Rasio, F. A. 2016, *ApJ*, 831, 187
- Artymowicz, P., Lin, D., & Wampller, E. 1993, *Astrophysical Journal*, Part 1 (ISSN 0004-637X), vol. 409, no. 2, p. 592-603., 409, 592
- Artymowicz, P., Lin, D. N. C., & Wampller, E. J. 1993, *ApJ*, 409, 592
- Aso, Y., Michimura, Y., Somiya, K., et al. 2013, *Phys. Rev. D*, 88, 043007
- Bartos, I., Kocsis, B., Haiman, Z., & Márka, S. 2017, *The Astrophysical Journal*, 835, 165
- Belczynski, K., Kalogera, V., & Bulik, T. 2002, *ApJ*, 572, 407. <https://arxiv.org/abs/astro-ph/0111452>
- Bellovary, J. M., Mac Low, M.-M., McKernan, B., & Ford, K. S. 2016, *The Astrophysical Journal Letters*, 819, L17
- Bromberg, O., Nakar, E., Piran, T., et al. 2011, *The Astrophysical Journal*, 740, 100
- Chodorowski, M. J., Zdziarski, A. A., & Sikora, M. 1992, *Astrophysical Journal*, Part 1 (ISSN 0004-637X), vol. 400, no. 1, p. 181-185., 400, 181
- Comerford, T., Izzard, R., Booth, R., & Rosotti, G. 2019, *Monthly Notices of the Royal Astronomical Society*, 490, 5196
- Dominik, M., Belczynski, K., Fryer, C., et al. 2012, *ApJ*, 759, 52. <https://arxiv.org/abs/1202.4901>
- Fan, X., & Wu, Q. 2023, *ApJ*, 944, 159. <https://arxiv.org/abs/2212.06363>
- Fragione, G., Leigh, N. W. C., & Perna, R. 2019, *Monthly Notices of the Royal Astronomical Society*, 488, 2825
- Gayathri, V., Wysocki, D., Yang, Y., et al. 2023, *The Astrophysical Journal Letters*, 945, L29
- Gayathri, V., Yang, Y., Tagawa, H., Haiman, Z., & Bartos, I. 2021, *The Astrophysical Journal Letters*, 920, L42
- Goodman, J., & Tan, J. C. 2004, *The Astrophysical Journal*, 608, 108
- Graham, M., Ford, K., McKernan, B., et al. 2020, *Physical review letters*, 124, 251102
- Graham, M. J., McKernan, B., Ford, K. S., et al. 2023, *The Astrophysical Journal*, 942, 99
- Gröbner, M., Ishibashi, W., Tiwari, S., Haney, M., & Jetzer, P. 2020, *Astronomy & Astrophysics*, 638, A119
- Huang, T.-Q., Cao, Z., Chen, M., et al. 2023, *PoS, ICRC2023*, 1080



- Kelner, S., & Aharonian, F. 2008, *Physical Review D*, 78, 034013
- Kelner, S. R., Aharonian, F. A., & Bugayov, V. V. 2006, *Physical Review D*, 74, 034018
- Kimura, S. S., Murase, K., & Bartos, I. 2021, *The Astrophysical Journal*, 916, 111
- Kolykhalov, P., & Syunyaev, R. 1980, *Soviet Astronomy Letters*, 6, 357
- Leigh, N. W., Geller, A. M., McKernan, B., et al. 2018, *Monthly Notices of the Royal Astronomical Society*, 474, 5672
- Li, J., Dempsey, A. M., Li, H., Lai, D., & Li, S. 2023, *The Astrophysical Journal Letters*, 944, L42
- Mandel, I., & de Mink, S. E. 2016, *Monthly Notices of the Royal Astronomical Society*, 458, 2634
- McKernan, B., Ford, K. E. S., Bellovary, J., et al. 2018, *ApJ*, 866, 66, doi: [10.3847/1538-4357/aadae5](https://doi.org/10.3847/1538-4357/aadae5)
- McKernan, B., Ford, K. E. S., Bartos, I., et al. 2019, *ApJL*, 884, L50. <https://arxiv.org/abs/1907.03746>
- Murase, K. 2007, *Physical Review D*, 76, 123001
- Murase, K., & Ioka, K. 2013, *Physical Review Letters*, 111, 121102
- Piran, T., et al. 1995, *The Astrophysical Journal*, 455, L143
- Razzaque, S., Mészáros, P., & Waxman, E. 2004, *Physical Review Letters*, 93, 181101
- Rodriguez, C. L., Chatterjee, S., & Rasio, F. A. 2016, *Phys. Rev. D*, 93, 084029
- Rodriguez, C. L., Haster, C.-J., Chatterjee, S., Kalogera, V., & Rasio, F. A. 2016, *The Astrophysical Journal Letter*, 824, L8. <https://arxiv.org/abs/1604.04254>
- Stecker, F. 1968, *Physical Review Letters*, 21, 1016
- Sun, H., Zhang, B., & Li, Z. 2015, *The Astrophysical Journal*, 812, 33
- Syer, D., Clarke, C., & Rees, M. 1991, *Monthly Notices of the Royal Astronomical Society*, 250, 505
- Tagawa, H., Haiman, Z., & Kocsis, B. 2020, *The Astrophysical Journal*, 898, 25
- Tagawa, H., Haiman, Z., & Kocsis, B. 2020, *ApJ*, 898, 25, doi: [10.3847/1538-4357/ab9b8c](https://doi.org/10.3847/1538-4357/ab9b8c)
- Tagawa, H., Kimura, S. S., Haiman, Z., Perna, R., & Bartos, I. 2023, *ApJ*, 950, 13. <https://arxiv.org/abs/2301.07111>
- Tagawa, H., Kimura, S. S., Haiman, Z., et al. 2022, *ApJ*, 927, 41. <https://arxiv.org/abs/2112.01544>
- Tchekhovskoy, A., Narayan, R., & McKinney, J. C. 2010, *The Astrophysical Journal*, 711, 50
- Vereecken, M., Bruno, G., De Wasseige, G., Gorski, R., & Lamoureux, M. 2023, *PoS, ICRC2023*, 1514, doi: [10.22323/1.444.1514](https://doi.org/10.22323/1.444.1514)
- Wang, J.-M., Liu, J.-R., Ho, L. C., & Du, P. 2021, *ApJL*, 911, L14, doi: [10.3847/2041-8213/abee81](https://doi.org/10.3847/2041-8213/abee81)
- Wang, J.-M., Liu, J.-R., Ho, L. C., Li, Y.-R., & Du, P. 2021, *The Astrophysical Journal Letters*, 916, L17
- Ye, Z. P., Hu, F., Tian, W., et al. 2022, arXiv e-prints, arXiv:2207.04519. <https://arxiv.org/abs/2207.04519>
- Yuan, C., Murase, K., Kimura, S. S., & Mészáros, P. 2020, *Physical Review D*, 102, 083013
- Zhou, Z.-H., Zhu, J.-P., & Wang, K. 2023, *The Astrophysical Journal*, 951, 74
- Zhu, J.-P., Wang, K., & Zhang, B. 2021, *ApJL*, 917, L28
- Zhu, J.-P., Wang, K., Zhang, B., et al. 2021a, *The Astrophysical Journal Letters*, 911, L19
- Zhu, J.-P., Wu, S., Yang, Y.-P., et al. 2021b, *The Astrophysical Journal*, 917, 24