

Price Experimentation and Interference

Wassim Dhaouadi

Graduate School of Business, Stanford University, wassimd@stanford.edu

Ramesh Johari

Management Science and Engineering, Stanford University, rjohari@stanford.edu

Orrie B. Page

Management Science and Engineering, Stanford University, orrie@stanford.edu

Gabriel Y. Weintraub

Graduate School of Business, Stanford University, gweintra@stanford.edu

In this paper, we examine biases arising in A/B tests where firms modify a continuous parameter, such as price, to estimate the global treatment effect of a given performance metric, such as profit. These biases emerge in canonical experimental estimators due to interference among market participants. We employ structural modeling and differential calculus to derive intuitive characterizations of these biases. We then specialize our general model to a standard revenue management pricing problem. This setting highlights a key pitfall in the use of A/B pricing experiments to guide profit maximization: notably, the canonical estimator for the expected change in profits can have the *wrong sign*. In other words, following the guidance of canonical estimators may lead firms to move prices in the wrong direction, inadvertently decreasing profits relative to the status quo. We introduce a novel debiasing technique for such experiments, that only requires that the firm equally split experimental units between treatment and control. We apply these results to a two-sided market model and show how this “change of sign” regime depends on model parameters such as market imbalance, as well as the price markup. We also extend our revenue management model to an alternative specification in which firms set a fixed sales fee across heterogeneous products, and show that all our results extend to this setting as well.

1. Introduction

In this work we analyze the biases that arise when a technological firm or platform conducts A/B tests by varying a continuous parameter to determine the global treatment effect associated to a performance metric of interest. These biases appear when using canonical designs and estimators and result from interference between market participants.

More concretely, consider the example of a canonical pricing experiment where a fraction of the products are assigned a price that is higher than the baseline price. The global treatment effect of this higher price compares two counterfactual universes: one where all products have the high price (global treatment), and one where all products have the low price (global control). Observe that in

the experiment, some consumers who would have purchased at the high price in global treatment instead purchase control units at the low price; when using canonical estimators (such as the difference-in-means estimator), this substitution within the experiment biases the estimation of the global treatment effect. This phenomenon is an *interference* effect capturing the “cannibalization” of treatment purchases by their control counterparts; see Related Work (Section 2) for background.

Our paper considers the following question: Given the standard experimental designs (e.g., product-level or customer-level randomization) and estimators (i.e., difference-in-means) that are employed by platforms, what are the consequences of interference bias in pricing experiments? There are several key features of our approach. First, drawing inspiration from recent work in the operations literature, we employ structural modeling to gain valuable insights into biases. Furthermore, our analysis focuses on differential changes in continuous variables such as prices, enabling us to leverage calculus to derive straightforward and intuitive expressions. (In practical settings, we will think of “small” changes around the control value.) Finally, unlike many preceding studies on online platform experimentation, we focus on *profits* as an outcome metric, in addition to *bookings* or transaction volume.

We first introduce a succinct yet general model of platform experimentation in which a firm wants to understand the effect of a continuous variable on a metric of interest. The model is general in that it can encode different market arrangements and experimental designs. By leveraging differential calculus, we provide several structural results regarding the performance of canonical estimators and designs. Notably, we show that the bias corresponds to the cross-effects of the control and treatment metrics with respect to marginal changes on the other group’s variable. These cross-effects are precisely an indicator of interference, providing an intuitive structural characterization of bias.

Second, we specialize our results to a canonical revenue management pricing problem. By using our bias characterizations, we show that experiments can obtain the *wrong sign* when the metric of interest is profit (or revenue). In particular, we show that when treatment involves raising prices (resp., lowering prices), the global treatment effect may be positive (resp., negative), but due to interference, the estimator can be negative (resp., positive). (Interestingly, when treatment involves raising prices (resp., lowering prices), and the global treatment effect is negative (resp., positive), the experimental estimate obtains the correct sign.) We express the conditions under which an estimate with incorrect sign can be obtained with straightforward expressions that involve price elasticities.¹ Our results have important implications for price optimization based on experiments: incorrectly following the experiment’s suggestion may lead one to move in the wrong direction and *decrease* profits relative to the status-quo!

¹ The expressions are reminiscent of elasticity conditions in Blake and Coey (2014a).

We take advantage of our structural characterization of bias to construct a novel debiasing method for the canonical A/B experiment. In particular, we show that if the experiment equally allocates units between treatment and control, then it is possible to fully debias the canonical estimator, by taking advantage of symmetry in the structure of bias. Notably, this allows firms to run the most simple version of an A/B pricing experiment, while still emerging with an unbiased estimator (under a set of assumptions that we make clear below). This is a stark contrast to other methods for reducing bias in A/B experiments such as clustered or switchback experiments, which require much more complicated experimental designs and/or estimators (Holtz et al. 2020, Chamandy 2016, Bojinov et al. 2022, Glynn et al. 2020, Hu and Wager 2022).

To obtain additional insight, we apply the results of the revenue management setting to the two-sided market model of Johari et al. (2022). We show how the biases of listing and customer-side experiments depend on model parameters with a particular focus on regimes in which this “change of sign” occurs. For example, for a listing-side experiment, a platform is more likely to obtain the incorrect sign in an experiment if the demand is relatively low. We also investigate numerically how bias depends on both market balance and the baseline control price.

We conclude the paper with an alternative specialization of our revenue management setting to a model where the firm sets a fixed *fee* as a percentage of overall transaction volume, as is common in online marketplaces. In this model we allow the possibility of a heterogeneous collection of goods for sale, with an unknown (joint) demand function. We show that all our previous results extend to this setting as well.

2. Related Work

The phenomenon we study is an *interference* effect capturing the “cannibalization” of treatment purchases by their control counterparts. More generally, this interference effect is a violation of the Stable Unit Treatment Value Assumption (SUTVA) (Imbens and Rubin 2015). Interference among users has been widely studied in social networks (Manski 2013, Athey et al. 2018, Basse et al. 2019, Saveski et al. 2017, see, e.g.) and more recently on two-sided platforms (Blake and Coey 2014b, Fradkin 2019, Liu et al. 2020), showing its importance in practice. Platforms have developed alternative designs and/or estimators to alleviate these biases such as cluster randomization (Ugander et al. 2013, Chamandy 2016, Holtz et al. 2020), switchback testing (Chamandy 2016, Bojinov et al. 2022, Glynn et al. 2020, Hu and Wager 2022), two-sided randomization and bipartite experiments (Bajari et al. 2021, Johari et al. 2022, Pouget-Abadie et al. 2019), shadow-price-based methods (Bright et al. 2023), Q-learning (Farias et al. 2022, 2023), and message passing (?).

A number of other papers prior to ours have considered price experiments specifically, including Wager and Xu (2021), Munro et al. (2021), Li et al. (2023), Aparicio et al. (2023), ?, Deng and Le

(2023). Both Wager and Xu (2021) and Li et al. (2023) consider estimation of treatment effects from marginal price changes; in Wager and Xu (2021), this is studied via a mean-field limit approach that admits a debiasing technique, while in Li et al. (2023), the emphasis is on the estimation of such effects via model-free and model-based estimators in switchback experiments with stochastic congestion (i.e., due to queueing effects). Roemheld and Rao (2024) uses an empirical study to suggest false positives may be inflated due to interference in pricing experiments. More similar to our findings, Deng and Le (2023) also notes the possibility that the sign of the treatment effect can flip; in their setting this is due to an effect they call *lead-day bias* in markets with expiring goods. In an auction design setting, Chawla et al. (2016) points out that A/B testing different auction formats can also lead to the wrong sign. Finally, more broadly, we note that Carneiro et al. (2010) refers to the kinds of treatment effects we consider in this paper – those where a continuous variable (such as price) is incrementally varied – as *marginal policy changes*, and develops a framework to study them.

The closest of these works to ours is Munro et al. (2021), which studies general estimands in an economic price equilibrium setting, and decomposes the treatment effect into direct and indirect effects; the former is obtained via “naive” estimators, while the latter corresponds to our bias, and the authors show how it can be corrected using local price experiments. In that work, the direct and indirect effects are obtained as marginal changes with respect to the treatment assignment probability (inspired by work in Hu et al. (2022)), rather than the price in our present paper. Further, our emphasis in applying our results is on structural insight regarding when changes of sign may be obtained for objectives such as profits or revenue, while their paper is more focused on design and estimation for general estimands in market equilibrium. (An earlier version of Munro et al. (2021) considers treatment changes in a continuous variable, with an emphasis on relating the resulting differential treatment effect to direct and indirect effects.)

3. General Model Formulation

This section presents our general model, which we subsequently adapt to specific settings.

3.1. Market Model and Estimand

We consider a market in which a firm or platform sets a single variable of interest, $x \in \mathbb{R}_+$, evaluated by a performance metric $T(x) \in \mathbb{R}, \forall x \in \mathbb{R}_+$. The performance metric can describe bookings, profits, or revenues of the platform. We make the following assumption that is kept throughout the paper.

ASSUMPTION 1. *The function $T(x)$ is differentiable for all $x \in \mathbb{R}_+$.*

The firm is interested in optimizing the performance metric by adjusting the decision variable x . In particular, the firm is interested in the difference in the metric when the decision variable takes

on a new “treatment” value, denoted by x_1 , relative to a status-quo “control” value, denoted by x_0 . This difference, $T(x_1) - T(x_0)$, corresponds to the *global treatment effect (GTE)*. We define a local version of *GTE* considering that the treatment value of the decision variable is “close” to the control value:

$$GTE(x_0) := T'(x_0) . \tag{1}$$

$GTE(x_0)$ is our estimand.

3.2. Experiment: Design, Model, and Estimator

Our work focuses on settings where the function T may be unknown to the firm or platform. Therefore, an experiment is conducted to determine the direction in which the decision variable should be modified to optimize the performance metric. We assume that the platform conducts an experiment with a single treatment condition where a fraction q of the units are randomized to treatment and a fraction $1 - q$ to control. We carry out our analysis in a formal “mean field” or continuum regime, where a continuum mass of units are allocated in each group; this allows us to focus on the magnitude and sign of bias (see also Johari et al. (2022), Wager and Xu (2021) for related works using a similar approach).

It is worth noting that in the settings we are considering, randomization can occur at either side of the market, i.e., customers or products (i.e., listings in the case of a platform) can be randomized. In a customer-side experiment, a treatment (resp., control) customer is exposed to the entire market under the treatment (resp., control) condition. On the other hand, in a product (listing)-side experiment, a customer is exposed to a mix of treatment and control products (or listings). As before, we denote by x_0 the baseline (control) value of the decision variable and by x_1 the treatment value.

We assume that the performance metric under the treatment and control conditions are given by the functions $T_0(x_0, x_1, q)$ and $T_1(x_0, x_1, q)$, which we refer to as the control and treatment performance metrics, respectively. The function $T_0(x_0, x_1, q)$ (resp., $T_1(x_0, x_1, q)$) corresponds to the performance metric in the control (resp., treatment) group when the control and treatment value are given by x_0 and x_1 , respectively, and a fraction q of units is randomized into treatment. The nature of these functions will become more clear in the context of the applications described below. We make the following assumption that is kept throughout the paper:

ASSUMPTION 2. *The functions $T_0(x_0, x_1, q)$, and $T_1(x_0, x_1, q)$ are differentiable for all $x_0, x_1 \in \mathbb{R}_+$ and $0 < q < 1$.*

The canonical experimental designs at each side of the market have an associated natural “naive” local estimator. To define this estimator, consider a sequence of experiments for which the treatment value of the decision variable approaches the control value. Then, we compute the relative difference between the performance metrics appropriately normalized by the treatment and control fractions, respectively, which corresponds to the Horvitz-Thompson estimator, or equivalently in our formal mean-field setting, the difference-in-means estimator. More formally, we consider a sequence of experiments indexed by $n \in \mathbb{Z}_+$, for which the treatment approaches control: $\lim_{n \rightarrow \infty} x_1^n = x_0$. We define a local version of the naive estimator as:

$$\widehat{GTE}(x_0, q) := \lim_{n \rightarrow \infty} \frac{T_1(x_0, x_1^n, q)/q - T_0(x_0, x_1^n, q)/(1-q)}{x_1^n - x_0} \quad (2)$$

We make the following assumption that is kept throughout the paper:

ASSUMPTION 3. $T_0(x, x, q)/(1-q) = T_1(x, x, q)/q = T(x)$, for all $x \in \mathbb{R}_+$ and $0 < q < 1$.

The assumption states that if the values of control and treatment decision variables are the same, then both the scaled control and treatment performance metrics correspond to the market-wide metric. The assumption will play a key role in our analysis. To further understand it, consider T_1 with an extended domain $0 < q \leq 1$ (the argument for T_0 is symmetric). Now, suppose T_1 is linear in its third argument over the relevant domain, that is, for any $0 < q \leq 1$ and $0 < \alpha < 1$, $T_1(x, x, \alpha q) = \alpha T_1(x, x, q)$. If we take $q = 1$, then $T_1(x, x, \alpha)/\alpha = T_1(x, x, 1) = T(x)$, where the second equation follows directly by definition. Hence, the assumption is implied by constant (i.e., linear) returns of the performance metric in the fraction randomized. Note that experimental estimates in practice typically implicitly rely on the assumption of constant returns to extrapolate estimates for control and treatment groups to the entire market. For the marketplace models and metrics we study later, this assumption will be satisfied.

Now, we obtain:

$$\begin{aligned} \widehat{GTE}(x_0, q) &= \lim_{n \rightarrow \infty} \frac{T_1(x_0, x_1^n, q)/q - T_1(x_0, x_0, q)/q + T_1(x_0, x_0, q)/q - T_0(x_0, x_1^n, q)/(1-q)}{x_1^n - x_0} \\ &= \lim_{n \rightarrow \infty} \frac{T_1(x_0, x_1^n, q)/q - T_1(x_0, x_0, q)/q + T_0(x_0, x_0, q)/(1-q) - T_0(x_0, x_1^n, q)/(1-q)}{x_1^n - x_0} \\ &= T_{1y}(x_0, x_0, q)/q - T_{0y}(x_0, x_0, q)/(1-q), \end{aligned} \quad (3)$$

The first equation is direct from the definition of $\widehat{GTE}(x_0, q)$, the second follows by Assumption 3, and the third by Assumption 2. The subscript x (resp., y) denotes the partial derivative with respect to the first (resp., second) argument of the function.

Finally, we define the estimation bias of this local estimator as:

$$Bias(x_0, q) := GTE(x_0) - \widehat{GTE}(x_0, q) \quad (4)$$

$$= T'(x_0) - (T_{1y}(x_0, x_0, q)/q - T_{0y}(x_0, x_0, q)/(1-q)) \quad (5)$$

Studying bias in this local regime proves fruitful, as it leads to the following simple characterization.

PROPOSITION 1. *The bias is given by the following expression:*

$$\text{Bias}(x_0, q) = T_{0y}(x_0, x_0, q)/(1 - q) + T_{1x}(x_0, x_0, q)/q$$

Proof. By Assumption 3, we have that:

$$T(x_0) = T_1(x_0, x_0, q)/q .$$

By Assumption 2 and application of the chain rule we get:

$$T'(x_0) = T_{1x}(x_0, x_0, q)/q + T_{1y}(x_0, x_0, q)/q .$$

Replacing in (5), we obtain the desired result:

$$\text{Bias}(x_0, q) = T_{0y}(x_0, x_0, q)/(1 - q) + T_{1x}(x_0, x_0, q)/q .$$

The result provides an intuitive characterization of bias. Specifically, $T_{0y}(x_0, x_0, q)$ and $T_{1x}(x_0, x_0, q)$ correspond to the relative changes in performance for the control and treatment groups, respectively, when the decision variable on the *other* group changes marginally. The cross-partial derivatives represent the effect on the performance metric across experimental groups, making them an intuitive indicator of interference. As interference increases, bias correspondingly intensifies.

4. Revenue Management Setting

We examine a traditional revenue management scenario involving monopoly pricing. A firm or platform offers products that, at least based on observable characteristics, are deemed homogeneous and are thus priced uniformly. The firm faces an unknown to them demand function given by $D(p)$ as a function of the price p . The firm has a constant marginal production cost, $c \geq 0$. We make the following assumption that is kept throughout the paper and will imply Assumption 1 for the performance metrics we study.

ASSUMPTION 4. *The function $D(p)$ is differentiable and $D'(p) < 0$, for all $p \in \mathbb{R}_+$.*

At this level of abstraction, the demand function can describe a scenario with either an infinite supply or a limited supply, where a rationing mechanism determines the consumption. In a large limit model, even with supply constraints we expect the demand function to be differentiable.

To provide a concrete example with infinite supply, the demand function can be understood as the fraction among a large population of customers buying the product at a given price. That is, $D(p) = \lim_{n \rightarrow \infty} \frac{1}{n} \sum_{i=1}^n x_i(p)$ almost surely, where $\{x_i(p) : i = 1, \dots, n\}$ are i.i.d. random variables equal to one if customer i buys the product at a given price p , and zero otherwise.

4.1. Estimands

We will consider two performance metrics of typical interest: (1) demand itself, which serves as a measure of growth, and (2) the firm’s profits (or revenue, in case costs are zero). The firm’s decision variable is price, and it is seeking to gain an understanding of how changes in price impact demand (i.e., price elasticity of demand) and subsequently affect profit. To achieve this goal, the firm is interested in estimating the difference in demand or profits generated when products are priced at a new “treatment” price relative to the demand or profits generated when products are priced at the status-quo “control” price. These differences correspond to the global treatment effects of interest that we derive below. To do so, we first define the “global” profit function as:

$$\pi(p) := (p - c)D(p) .$$

Following equation (1), we present our estimands. These are the local versions of the global treatment effects associated to demand and profits:

$$GTE_D(p) := D'(p) \tag{6}$$

$$\begin{aligned} GTE_\pi(p) &:= \pi'(p) \\ &= D(p) + (p - c)D'(p) \end{aligned} \tag{7}$$

Note that $GTE_\pi(p)$ is the marginal profit of the firm at price p .

4.2. Experiment: Design, Model, and Estimator

Given that the demand function is unknown, we assume the firm uses price experimentation to estimate the GTE s of interest. As mentioned above, canonical A/B-tests can randomize at either side of the market, and our model does not preclude either possibility. That said, we do note that when conducting price experiments in practice, companies prefer to refrain from randomizing prices on the customer side to adhere to the basic principle that each customer should be offered the same price for the same product (Phillips 2021).

We assume a single treatment condition in which a fraction q of the subjects are randomized to treatment and a fraction $1 - q$ to control. We denote by p_0 the baseline (control) price and by p_1 the treatment price. We assume that the experimental demands of control and treated subjects are given by the functions $Q_0(p_0, p_1, q)$ and $Q_1(p_0, p_1, q)$, respectively. We further define the functions:

$$D_0(p_0, p_1, q) = \frac{Q_0(p_0, p_1, q)}{1 - q}; \quad D_1(p_0, p_1, q) = \frac{Q_1(p_0, p_1, q)}{q},$$

which correspond to the demand for control and treated subjects scaled by the control and treatment fractions, respectively. Henceforth, we refer to D_0 and D_1 as the control and treatment

demand functions. Again, at this level of abstraction these demand functions could, for example, incorporate supply constraints and rationing mechanisms.

Recall that in a customer-side experiment treatment and control customers will observe all products priced at the treatment and control prices, respectively, with the proportion of customers assigned to the treatment group being q . In contrast, in a product-side experiment, a customer will face an array of products, a fraction q of which are priced at p_1 and the rest at p_0 .

We make the following assumption that implies Assumption 2 and that is kept throughout the paper.

ASSUMPTION 5. *The functions $D_0(p_0, p_1, q)$, and $D_1(p_0, p_1, q)$ are differentiable for all $p_0, p_1 \in \mathbb{R}_+$ and $0 < q < 1$. In addition, $p_0, p_1 \geq c$.*

Note that the assumption precludes the case of perfect substitution between control and treatment products. Under perfect substitution, a negligible undercut of the treatment relative to the control price would result in a discrete increase of the treatment demand; as a result, the demand function would not be continuous. Even though, as initially stated, the firm is selling a single type of product, we can rationalize the smoothness assumption in at least one of two ways: (1) products can be identical in terms of observable characteristics but there may be latent horizontal differentiation; (2) there could be search frictions that do not allow customers to always buy the lowest-priced product.

We introduce the following additional assumption on experimental demand functions that implies Assumption 3.

ASSUMPTION 6. *The following holds:*

1. $D_0(p_0, p_1, q)$ is non-decreasing in p_1 , for all $p_0 \in \mathbb{R}_+$ and $0 < q < 1$.
2. $D_1(p_0, p_1, q)$ is non-decreasing in p_0 , for all $p_1 \in \mathbb{R}_+$ and $0 < q < 1$.
3. $D_0(p, p, q) = D_1(p, p, q) = D(p)$, for all $p \in \mathbb{R}_+$ and $0 < q < 1$.

The first two assumptions are natural as they imply that control and treatment products are (imperfect) substitutes. The third assumption states that if the control and treatment prices are the same, then both the scaled control and treatment demand functions are equivalent to the market demand function; this assumption is implied by constant returns to scale. This assumption is satisfied by demand systems for which the control and treatment demand quantities are proportional to their shares in the marketplace. Indeed, this assumption will be satisfied for the model we later study in Section 7, as well for a number of other common demand systems.

We finish this subsection by defining the experimental estimators. To do so, we define the experimental control and treatment profit functions, respectively:

$$\begin{aligned}\pi_0(p_0, p_1, q) &:= (p_0 - c)D_0(p_0, p_1, q) \\ \pi_1(p_0, p_1, q) &:= (p_1 - c)D_1(p_0, p_1, q).\end{aligned}$$

Following definition (2) we define naive estimators for demand and profits associated to the canonical designs:

$$\widehat{GTE}_D(p_0, q) := \lim_{n \rightarrow \infty} \frac{D_1(p_0, p_1^n, q) - D_0(p_0, p_1^n, q)}{p_1^n - p_0}$$

$$\widehat{GTE}_\pi(p_0, q) := \lim_{n \rightarrow \infty} \frac{\pi_1(p_0, p_1^n, q) - \pi_0(p_0, p_1^n, q)}{p_1^n - p_0}$$

Note that analogs of these naive estimators are frequently used in practice in estimating global treatment effects from experimental data.

Now, by equation (3), we obtain:

$$\widehat{GTE}_D(p_0, q) = D_{1y}(p_0, p_0, q) - D_{0y}(p_0, p_0, q) , \quad (8)$$

$$\begin{aligned} \widehat{GTE}_\pi(p_0, q) &= \pi_{1y}(p_0, p_0, q) - \pi_{0y}(p_0, p_0, q) \\ &= D(p_0) + (p_0 - c)(D_{1y}(p_0, p_0, q) - D_{0y}(p_0, p_0, q)) , \end{aligned} \quad (9)$$

where we used Assumption 5 and the last equation follows by Assumption 6.3.

5. Biases: Analysis and Results

In this section we analyze biases associated to the naive estimators. Following definition (4) we define the estimation bias for demand and profits associated to the canonical designs:

$$\begin{aligned} Bias_D(p_0, q) &:= GTE_D(p_0) - \widehat{GTE}_D(p_0, q) \\ Bias_\pi(p_0, q) &:= GTE_\pi(p_0) - \widehat{GTE}_\pi(p_0, q) \end{aligned}$$

First, note that by Proposition 1 we obtain the following bias characterizations:

$$Bias_D(p_0, q) = D_{0y}(p_0, p_0, q) + D_{1x}(p_0, p_0, q) \quad (10)$$

$$\begin{aligned} Bias_\pi(p_0, q) &= \pi_{0y}(p_0, p_0, q) + \pi_{1x}(p_0, p_0, q) \\ &= (p_0 - c)(D_{0y}(p_0, p_0, q) + D_{1x}(p_0, p_0, q)) \end{aligned} \quad (11)$$

$$= (p_0 - c)Bias_D(p_0, q) \quad (12)$$

As discussed in Proposition 1, bias increases with increasing cross-effects between treatment and control groups. More specifically, the bias is influenced by the degree to which the control (or treatment) group detracts demand from its counterpart in response to a marginal price change in the latter group.

Now, note that under Assumptions 5 and 6, both $Bias_D(p_0, q)$ and $Bias_\pi(p_0, q)$ are non-negative, so we obtain that the naive estimators always (weakly) underestimate GTE :

PROPOSITION 2. *We have that $\widehat{GTE}_D(p_0, q) \leq GTE_D(p_0)$ and $\widehat{GTE}_\pi(p_0, q) \leq GTE_\pi(p_0)$, for all $p_0 \in \mathbb{R}_+$ and $0 < q < 1$.*

The result follows similar cannibalization arguments developed in previous work (Johari et al. 2022). To provide intuition consider a listing-side experiment in which treatment price is larger than control price. In this case, experimental treatment demand underestimates global treatment demand because of substitution in the experiment from the treatment to the control group. Similarly, experimental control demand overestimates global control demand. Now, let's consider a customer-side experiment where there are supply constraints, so customers compete for limited products. In such cases, the control customers may “cannibalize” supply from the treatment group, given the lower control price, leading again to an underestimation of the global treatment effect. Note that in a customer-side experiment without supply constraints, we anticipate no bias because there is no competition between the treatment and control groups.

It is important to observe that because $D'(p) < 0$ by Assumption 4, $GTE_D(p_0) < 0$, for all p . Moreover, since $\widehat{GTE}_D(p_0, q)$ is an underestimation, both the estimand and the naive estimator will have the same (nonpositive) sign.

However, there is a more intriguing result for profits. Suppose that the price p_1 is greater than p_0 . In this scenario, even if the demand $D(p_1)$ at p_1 is lower than the demand $D(p_0)$ at p_0 , the increase in price may offset the decrease in demand, leading to a positive true global treatment effect in profits. However, because the naive estimator underestimates the treatment effect, it could be negative. Next, we indeed provide conditions under which the naive estimator not only underestimates the global treatment effect, but also obtains the wrong sign.

By definition, $GTE_\pi(p_0) \geq 0$ if and only if $\pi'(p_0) \geq 0$, which after some simple manipulation yields the following standard “markup” inequality:

$$\text{Condition (a): } A(p_0) := \frac{p_0 - c}{p_0} \leq -\frac{1}{e_p(p_0)},$$

where $e_p(p_0) = D'(p_0)p_0/D(p_0)$ is the price elasticity of demand. If $\pi(p)$ is strictly quasi-concave, the condition is equivalent to the price p_0 being below the optimal monopoly price. For the case $c = 0$, condition (a) naturally states that marginal revenue is increasing at p_0 , or equivalently that the demand is relatively inelastic with respect to price.

Now, consider the naive estimator. Note that $\widehat{GTE}_\pi(p_0, q) \leq 0$ is equivalent to $Bias_\pi(p_0, q) \geq GTE_\pi(p_0)$. That is, provided that condition $\widehat{GTE}_\pi(p_0, q) \leq 0$ holds, we have a change of sign when the bias is so severe that it becomes larger than the treatment effect. Furthermore, after some manipulation of equation (9), we obtain that $\widehat{GTE}_\pi(p_0, q) \leq 0$ if and only if:

$$\text{Condition (b): } -\frac{1}{e_p(p_0)} \leq \frac{(p_0 - c)(D_{1y}(p_0, p_0, q) - D_{0y}(p_0, p_0, q))}{p_0 D'(p_0)} := B(p_0, q).$$

Note that condition (b) is a “modified markup” inequality. We have the following result:

- PROPOSITION 3. 1. Condition (a) holds if and only if $GTE_\pi(p_0) \geq 0$.
 2. Condition (b) holds if and only if $\widehat{GTE}_\pi(p_0, q) \leq 0$.
 3. $A(p_0) \leq B(p_0, q)$, for all $p_0 \in \mathbb{R}_+$ and $0 < q < 1$.

Proof. Points (1) and (2) in the proposition are direct from the arguments above. To prove point (3), note that $D_{1y}(p_0, p_0, q) \leq D'(p_0)$ (by applying Assumptions 6.2 and 6.3 together with the chain rule) and $D_{0y}(p_0, p_0, q) \geq 0$ (by Assumption 6.1). Hence,

$$\frac{p_0 - c}{p_0} (D_{1y}(p_0, p_0, q) - D_{0y}(p_0, p_0, q)) \leq \frac{p_0 - c}{p_0} D'(p_0) ,$$

and thus the result follows because $D'(p_0) < 0$ by Assumption 4.

The proposition states a sign change is obtained, $\widehat{GTE}_\pi(p_0, q) \leq 0 \leq GTE_\pi(p_0)$, if and only if conditions (a) and (b) hold, that is there are appropriate lower and upper bounds on the inverse of the price elasticity. Note that we use weak inequalities in conditions (a) and (b) for a change of sign; strictly speaking of course, a change of sign can only occur if at least one of the two inequalities is strict.² We suppress this edge case in the sequel in favor of simplicity of presentation.³

To provide intuition, note that by using equation (8) we can define the *experimental price elasticity of demand* as:

$$\widehat{e}_p(p_0, q) = \frac{p_0(D_{1y}(p_0, p_0, q) - D_{0y}(p_0, p_0, q))}{D(p_0)} . \quad (13)$$

Hence, we can re-write condition (b) as:

$$-\frac{1}{\widehat{e}_p(p_0, q)} \leq \frac{(p_0 - c)}{p_0} ,$$

which can be understood as the experimental analogue of a markup inequality. It states that at the experimental elasticity, the current price is above the optimal monopoly price (under an appropriate concavity assumption). Hence, as expected, a change of sign occurs when the naive estimator indicates that the platform is overpricing relative to the optimal monopoly price (and therefore prefers to decrease prices), when in reality it is underpricing (and therefore should raise prices). The result has important consequences for experiment-driven price optimization: the prescription implied by the experiment (reduce price) is the opposite to the one implied by the GTE (increase price). Hence, if one moves in the direction suggested by the experiment, profits *decrease* relative to the status-quo.

² If exactly one of these inequalities is strict (and both hold), the canonical estimator will still instruct firms to move in a non-optimal direction; either by telling them to lower prices when they were already at the optimal price, or by suggesting they keep their price constant when they were underpricing.

³ In our two-sided market model, introduced in section 7, the scenario $\widehat{GTE}_\pi(p_0, q) = GTE_\pi(p_0) = 0$ is impossible, meaning this edge case does not exist.

To provide further intuition, let us assume that condition (a) holds and that profits are quasi-concave, so that the firm is underpricing relative to the optimal monopoly price. Hence, we have a change of sign if and only if condition (b) holds. If $|D_{1y}(p_0, p_0, q)| + D_{0y}(p_0, p_0, q)$ is large compared to $|D'(p_0)|$, condition (b) will hold. Note that $|D_{1y}(p_0, p_0, q)|$ represents the magnitude of the decrease in treatment demand given a small increase in treatment price, which captures two effects: (i) demand lost to the outside option; and (ii) cannibalization to the control group. Note that (i) is the global demand effect we aim to estimate. On the other hand, the term $D_{0y}(p_0, p_0, q)$ represents the increase in control demand given a small increase in treatment price, which captures cannibalization from the treatment to the control group (equivalent to effect (ii)). A change of sign happens as the two cannibalization effects just mentioned become larger.

We conclude with a remark regarding our estimators, our findings on changes of sign, and guidance for practitioners. Note that the estimators \widehat{GTE}_D and \widehat{GTE}_π that we defined are estimates of *derivatives* of the demand and profit function, respectively, as is natural given our estimands. In practice, a platform will typically directly use a difference in estimated treatment and control demand, or estimated treatment and control profit, *without* normalizing by the difference in prices. This can have some bearing in interpreting our results, depending on the sign of the difference between the treatment and control price.

Concretely, suppose that treatment involves raising the price relative to control. Then our results show that a change of sign can only occur if the true global treatment effect on profits is positive, but the treatment effect is estimated to be negative in the experiment. In other words, in this case, the platform risks *failing to move* prices in a profitable direction.

On the other hand, suppose the treatment involves lowering the price relative to control. Then our results show that a change of sign can only occur if the true global treatment effect on profits is negative, but the treatment effect is estimated to be positive in the experiment. In other words, in this case, the platform risks *moving* prices in a potentially unprofitable direction.

6. Debiasing Canonical Estimators

In this section, we take advantage of our structural characterization of bias to introduce a novel approach to debiasing \widehat{GTE}_D and \widehat{GTE}_π that applies as long as the platform has equally allocated units between treatment and control, i.e., $q = 1/2$.

Recall (10) (11) provide the expressions for bias in terms of derivatives of demand. We now show how we can use observables to estimate this bias. First, we show that $D_{0y}(p_0, p_0, q)$ can be computed (approximately) using observed data. To see this, note that $D_{0y}(p_0, p_0, q)$ is defined by:

$$D_{0y}(p_0, p_0, q) = \lim_{p_1 \rightarrow p_0^+} \frac{D_0(p_0, p_1, q) - D_0(p_0, p_0, q)}{p_1 - p_0}.$$

By Assumption 6 we have that $D_0(p_0, p_0, q) = D(p_0)$. Since we assume that the firm was pricing at p_0 before the experiment began, they have observed $D(p_0)$ prior to the experiment. The quantity $D_0(p_0, p_1, q)$ is observed as well: it represents the control demand during the experiment. This means that in the limit as p_1 approaches p_0 , observables can be used to approximately compute the derivative $D_{0y}(p_0, p_0, q)$.

We now note that by symmetry, we have $D_0(p_0, p_1, 1/2) = D_1(p_1, p_0, 1/2)$. This holds because both terms represent demand for the half of the goods that are priced at p_0 , when the other half of goods are priced at p_1 . Taking the derivative of both sides of this equality with respect to p_1 , we obtain $D_{0y}(p_0, p_1, 1/2) = D_{1x}(p_1, p_0, 1/2)$, so that when $p_1 = p_0$, there holds $D_{0y}(p_0, p_0, 1/2) = D_{1x}(p_0, p_0, 1/2)$. We have shown the following result.

PROPOSITION 4. *Suppose that $q = 1/2$. Then there holds:*

$$\text{Bias}_D(p_0, 1/2) = 2D_{0y}(p_0, p_0, 1/2); \quad (14)$$

$$\text{Bias}_\pi(p_0, 1/2) = 2(p_0 - c)D_{0y}(p_0, p_0, 1/2). \quad (15)$$

In particular, there holds:

$$\widehat{GTE}_D = \widehat{GTE}_D(p_0, 1/2) + 2D_{0y}(p_0, p_0, 1/2); \quad (16)$$

$$\widehat{GTE}_\pi = \widehat{GTE}_\pi(p_0, 1/2) + 2(p_0 - c)D_{0y}(p_0, p_0, 1/2). \quad (17)$$

Thus if the firm is able to estimate $D_{0y}(p_0, p_0, q)$ using observables, then the right hand sides of (16) and (17) are debiased estimators of GTE_D and GTE_π respectively.

We note several limitations of this method. First, of course, the symmetry property being exploited only applies when the market is equally allocated to treatment and control. Second, the assumption that $D(p_0)$ is observed relies on market stationarity; if the market is nonstationary, this adjusted estimator may not capture the true treatment effect during the experiment. Finally, estimation of D_{0y} uses only half of the experimental data, namely, only the observed control demand, which may be a source of sample inefficiency (i.e., increased variance).

7. A Two-Sided Market Model

In this section, we illustrate the application of our results of the general revenue management setting introduced in Section 4 to a two-sided market model developed in Johari et al. (2022). That paper develops a stochastic dynamic market model with supply constraints in which customers book listings for a finite period of time. The paper also introduces a mean-field limit that greatly simplifies the analysis. We focus on the mean-field model here and describe its main elements.

7.1. Preliminaries

We begin by recapping the mean-field model formulation in Johari et al. (2022), adapted to our setting with price experiments. There is a two-sided platform evolving in continuous time with *listings* on the supply-side and *customers* on the demand side. There is a continuum of listings of mass ρ that are homogenous with respect to their observable characteristics. Having a limited supply will play a key role in the analysis. We assume all listings have the same price p . At each time t , listings can be available or booked. The state of the system at time t is given by s_t , which denotes the mass of available listings available at time t .

On the demand side, there is a continuum of customers arriving to the system at rate λ . When a customer arrives, they form a consideration set consisting of all available listing at that point in time.⁴ Given the consideration set, customers decide whether or not to book a listing according to a multinomial logit choice model with an outside option of value $\varepsilon > 0$.⁵ The value of booking a listing is given by the function $v(p)$. Under this specification, the probability an arriving customer books a listing for a given state s of the system is equal to:

$$q(s) = \frac{sv(p)}{\varepsilon + sv(p)}.$$

Finally, a listing remains occupied for an expected time $\frac{1}{\tau}$ when it gets booked; in our analysis we normalize τ to be 1 without loss of generality. Note that in our model, the parameter λ mediates market balance: when $\lambda \rightarrow 0$ the market becomes demand constrained, when $\lambda \rightarrow \infty$ the market becomes supply constrained.

Note that the general model in Johari et al. (2022) allows for heterogeneity in both listings and consumers. In the model we consider in this section, we make both consumers and listings homogeneous.

As in Johari et al. (2022) we focus on the steady-state of the system. Let $s^*(\lambda, p)$ be the steady-state mass of available listings for a given market balance parameter λ and price p . It is shown in Johari et al. (2022) that $s^*(\lambda, p)$ is the unique solution to the following conservation of flow equation:

$$\rho - s^*(\lambda, p) = \lambda \frac{s^*(\lambda, p)v(p)}{\varepsilon + s^*(\lambda, p)v(p)} := D(\lambda, p). \quad (18)$$

The left-hand side of the equation corresponds to the rate at which listings become available. The right-hand side corresponds to the booking (or demand) rate, defined as $D(\lambda, p)$. In the steady-state both rates are equal.

⁴ It is straightforward to add a process in which customers sample listings to consider with the same probability and independently. We omit this probability to simplify notation.

⁵ Note that by assumption we will constrain the value of the outside option ε to be strictly positive.

ASSUMPTION 7. We assume the following for the utility function $v(p)$:

1. $v(p)$ is strictly positive for $p \in [c, +\infty)$;
2. $v(p)$ is strictly decreasing for $p \in [c, +\infty)$;
3. $v(p)$ is differentiable for $p \in [c, +\infty)$, and $v'(p)$ is continuous;
4. $-pv'(p)/v(p)$ is strictly increasing in p for $p \in [c, +\infty)$.

Assumptions 7.1-7.3 are natural for a utility function. We assumed strict positivity to avoid degeneracy. Assumption 7.4 is reminiscent to the standard increasing generalized failure rate assumption for distributions (Lariviere 2006) and is satisfied for standard specifications such as linear and exponential valuation functions, among others. Indeed, we consider the standard specification of $v(p) = e^{V-p}$ in our numerics. In Appendix B.3 we show that Assumption 7 implies Assumption 4.⁶

7.2. Steady-State and Estimand

To gain some initial intuition, we start this section by providing some analysis on the steady-state and the associated demand. Then, we define our estimands.

First, we note that listing availability $s^*(\lambda, p)$ is monotonically increasing with price p and decreasing with the market balance parameter λ , which is natural. These monotonicity results can be derived by differentiating $s^*(\lambda, p)$ in equation (18).⁷ Figure 4 in the Appendix illustrates the steady-state listing availability as a function of price (p) and market balance (λ).

Naturally, $D(\lambda, p)$ is monotonically decreasing in price (p) and increasing in market balance (λ). Again, we can prove these monotonicity results by differentiating.⁸ Figure 5 in the Appendix shows the dependence of the demand function on the market balance parameter and price.

Now, we define our estimands. Following the definitions in equations (6) and (7):

$$\begin{aligned} GTE_D(\lambda, p) &= D_p(\lambda, p) \\ GTE_\pi(\lambda, p) &= D(\lambda, p) + (p - c)D_p(\lambda, p) \\ &= \rho - s^*(\lambda, p) - (p - c)s_p^*(\lambda, p), \end{aligned} \tag{19}$$

where in the last equation we used equation (18).

⁶ In addition, when $v(p)$ satisfies Assumption 7.1 the market balance equation has a closed form solution given by:

$$s^*(\lambda, p) = \frac{(\rho - \lambda)v(p) - \varepsilon + \sqrt{4\rho\varepsilon v(p) + ((\rho - \lambda)v(p) - \varepsilon)^2}}{2v(p)}$$

⁷ Indeed, we obtain $s_p^*(\lambda, p) = -\frac{s^*(\lambda, p)v'(p)\varepsilon}{\frac{1}{\lambda}(\varepsilon + s^*(\lambda, p)v(p))^2 + v(p)\varepsilon} > 0$ and $s_\lambda^*(\lambda, p) = -\frac{v(p)s(\lambda, p)(v(p)s(\lambda, p) + \varepsilon)}{\varepsilon v(p)(2s(\lambda, p) + \lambda) + v(p)^2 s(\lambda, p)^2 + \varepsilon^2} < 0$.

⁸ This can be seen by rewriting the demand as the rate at which the listings become available. Using the market balance equation, we have $D(\lambda, p) = \lambda \frac{s^*(\lambda, p)v(p)}{\varepsilon + s^*(\lambda, p)v(p)} = \rho - s^*(\lambda, p)$. Hence, $D_p(\lambda, p) = -s_p^*(\lambda, p)$ and $D_\lambda(\lambda, p) = -s_\lambda^*(\lambda, p)$. Since $s_p^*(\lambda, p) > 0$ and $s_\lambda^*(\lambda, p) < 0$ we obtain that $D_p(\lambda, p) < 0$ and $D_\lambda(\lambda, p) > 0$.

7.3. Experimental Designs

In this section we analyze two canonical experimental designs in platforms: randomizing listings or randomizing customers.

7.3.1. Listing-Side Randomization We assume that randomization occurs on the listing side, where a fraction q of the listings is assigned to treatment. Hence, a customer is exposed to a mix of treatment and control listings. In this experimental design, the balance equations are given by:

$$\begin{aligned} (1-q)\rho - s_0^*(\lambda, p_0, p_1, q) &= \lambda \frac{s_0^*(\lambda, p_0, p_1, q)v(p_0)}{\varepsilon + s_0^*(\lambda, p_0, p_1, q)v(p_0) + s_1^*(\lambda, p_0, p_1, q)v(p_1)} \\ q\rho - s_1^*(\lambda, p_0, p_1, q) &= \lambda \frac{s_1^*(\lambda, p_0, p_1, q)v(p_1)}{\varepsilon + s_0^*(\lambda, p_0, p_1, q)v(p_0) + s_1^*(\lambda, p_0, p_1, q)v(p_1)}, \end{aligned} \quad (20)$$

where $s_0^*(\lambda, p_0, p_1, q)$ and $s_1^*(\lambda, p_0, p_1, q)$ refer to the steady-state available control and treated listings, respectively.

The control and treatment demand functions $D_0^{LR}(\lambda, p_0, p_1, q)$ and $D_1^{LR}(\lambda, p_0, p_1, q)$ are given by:

$$\begin{aligned} D_0^{LR}(\lambda, p_0, p_1, q) &= \rho - s_0^*(\lambda, p_0, p_1, q)/(1-q); \\ D_1^{LR}(\lambda, p_0, p_1, q) &= \rho - s_1^*(\lambda, p_0, p_1, q)/q. \end{aligned} \quad (21)$$

We can show that $D_0^{LR}(\lambda, p_0, p_1, q)$ and $D_1^{LR}(\lambda, p_0, p_1, q)$ satisfy Assumption 6 (see Appendix B.4).

Following the characterization of bias from equations (10) and (12), we obtain that the bias in this setting, $Bias_\pi^{LR}(\lambda, p_0, q)$, is given by:

$$\begin{aligned} Bias_\pi^{LR}(\lambda, p_0, q) &= (p_0 - c)(D_{1x}^{LR}(\lambda, p_0, p_0, q) + D_{0y}^{LR}(\lambda, p_0, p_0, q)) \\ &= (p_0 - c) \frac{-\lambda s^*(\lambda, p_0)^2 v(p_0) v'(p_0) (\varepsilon + s^*(\lambda, p_0) v(p_0))}{[\varepsilon + s^*(\lambda, p_0) v(p_0) + \lambda v(p_0)] [(s^*(\lambda, p_0) v(p_0) + \varepsilon)^2 + \lambda v(p_0) \varepsilon]} \end{aligned} \quad (22)$$

Note that the bias is independent of the treatment fraction q .

7.3.2. Customer-Side Randomization In this case we randomize on the customer side, with a fraction q of customers randomized into treatment. In this case, a treatment (resp., control) customer is exposed to the entire market under the treatment (resp., control) condition. The steady-state is given by:

$$\rho - s^*(\lambda, p_0, p_1, q) = \left[q \frac{s^*(\lambda, p_0, p_1, q)v(p_1)}{\varepsilon + s^*(\lambda, p_0, p_1, q)v(p_1)} + (1-q) \frac{s^*(\lambda, p_0, p_1, q)v(p_0)}{\varepsilon + s^*(\lambda, p_0, p_1, q)v(p_0)} \right]. \quad (23)$$

In this setting we have the following demand functions:

$$\begin{aligned} D_0^{CR}(\lambda, p_0, p_1, q) &= \lambda \frac{s^*(\lambda, p_0, p_1, q)v(p_0)}{\varepsilon + s^*(\lambda, p_0, p_1, q)v(p_0)}, \\ D_1^{CR}(\lambda, p_0, p_1, q) &= \lambda \frac{s^*(\lambda, p_0, p_1, q)v(p_1)}{\varepsilon + s^*(\lambda, p_0, p_1, q)v(p_1)}. \end{aligned} \quad (24)$$

One can show that the demand functions $D_0^{CR}(\lambda, p_0, p_1, q)$ and $D_1^{CR}(\lambda, p_0, p_1, q)$ satisfy Assumption 6 (see Appendix B.5).

Using the characterization in equation (12) we obtain the following expression for $Bias_\pi^{CR}$:

$$\begin{aligned} Bias_\pi^{CR}(\lambda, p_0, q) &= (p_0 - c)(D_{1x}^{CR}(\lambda, p_0, p_0, q) + D_{0y}^{CR}(\lambda, p_0, p_0, q)) \\ &= -(p_0 - c) \frac{\lambda^2 \varepsilon^2 v(p_0) v'(p_0) s^*(\lambda, p_0)}{(v(p_0) s^*(\lambda, p_0) + \varepsilon)^2 [(s^*(\lambda, p_0) v(p_0) + \varepsilon)^2 + \lambda v(p_0) \varepsilon]} \end{aligned} \quad (25)$$

Note that the bias in the CR-setting is independent of the treatment fraction q .

7.4. Properties of Biases with Market Balance

In this section we study structural properties of biases with a particular focus on extreme regimes of market balance. The analysis in this subsection closely follows Johari et al. (2022).

In a listing-side experiment, cannibalization between control and treated listings creates bias. Upon arrival, customers consider both treated and control listings when choosing which listing to book, creating competition between listings. In contrast, in customer-side experiments there is competition between treatment and control customers for the same limited supply. A listing booked by, e.g., a control customer will not be available to a treatment customer.⁹ $Bias^{LR}$ and $Bias^{CR}$ capture these respective competition effects and both of them are naturally characterized by the cross derivatives between groups.

As the market becomes more demand constrained ($\lambda \rightarrow 0$), competition between customers declines resulting in less interference in a CR experiment. In the limit, there is no competition between customers and we expect the bias in the CR experiment to be zero. On the other hand, competition between listings increases resulting in more interference in a LR experiment. In the limit, we expect the bias in the LR experiment to be non-zero.

Conversely as the market becomes supply constrained ($\lambda \rightarrow \infty$), competition between listings declines resulting in less interference in a LR experiment. In the limit, there is no competition between listings and we expect the bias in the LR experiment to be zero. Competition between customers increases resulting in more interference in a CR experiment. In the limit, we expect the bias in the CR experiment to be non-zero.

The following propositions formalize the intuition about the behavior of the bias in both extremes of market balance.

PROPOSITION 5. *For all $p \in [c, +\infty)$, we have that:*

$$\lim_{\lambda \rightarrow 0} GTE_D(\lambda, p)/\lambda = \frac{\rho v'(p) \varepsilon}{(\varepsilon + \rho v(p))^2}; \quad \lim_{\lambda \rightarrow 0} GTE_\pi(\lambda, p)/\lambda = \frac{\rho v(p)}{\varepsilon + \rho v(p)} + \frac{(p - c) \rho v'(p) \varepsilon}{(\varepsilon + \rho v(p))^2}.$$

⁹ $Bias^{CR}$ would be zero in a setting with unlimited supply.

We have that $\lim_{\lambda \rightarrow 0} Bias_{\pi}^{CR}(\lambda, p)/\lambda = (p - c) \lim_{\lambda \rightarrow 0} Bias_D^{CR}(\lambda, p)/\lambda = 0$, while

$$\lim_{\lambda \rightarrow 0} Bias_{\pi}^{LR}(\lambda, p)/\lambda = (p - c) \lim_{\lambda \rightarrow 0} Bias_D^{LR}(\lambda, p)/\lambda = -\frac{(p - c)\rho^2 v(p)v'(p)}{(\varepsilon + \rho v(p))^2}.$$

PROPOSITION 6. For all $p \in [c, +\infty)$, we have that: $\lim_{\lambda \rightarrow \infty} GTE_D(\lambda, p) = 0$ and that: $\lim_{\lambda \rightarrow \infty} GTE_{\pi}(\lambda, p) = \rho$. We have $\lim_{\lambda \rightarrow \infty} Bias_{\pi}^{LR}(\lambda, q) = (p - c) \lim_{\lambda \rightarrow \infty} Bias_D^{LR}(\lambda, q) = 0$, while

$$\lim_{\lambda \rightarrow \infty} Bias_{\pi}^{CR}(\lambda, p) = (p - c) \lim_{\lambda \rightarrow \infty} Bias_{\pi}^{CR}(\lambda, p) = -\frac{\rho(p - c)v'(p)}{v(p)}.$$

In the limit where $\lambda \rightarrow 0$, Proposition 5 suggests that the CR experiment is unbiased while the LR experiment is biased. Similarly, in the limit where $\lambda \rightarrow \infty$, Proposition 6 suggests that the CR experiment is biased while the LR experiment is unbiased. Proofs of both propositions are presented in Appendix B. The proofs are similar to the analysis in Johari et al. (2022) but we also leverage our characterization of biases based on cross-partial derivatives. In the next section we will further study the extent of these biases to characterize change of sign regimes.

We also provide some figures to complement our limit results. In Figure 1. As λ increases, the market becomes more supply-constrained and bias decreases as competition between listings dissipates. Figure 2 shows the normalized bias of profits for CR, and this dependence on λ is naturally reversed. Both figures also show interesting behavior of biases with respect to the baseline price p . As the price p changes, the sensitivity of demand to price changes as well; in particular, in both CR and LR experiments, both D_{0y} and D_{1x} tend to be smaller at larger prices (i.e., demand becomes more inelastic as the price becomes large); this behavior drives the shape of the bias curve with respect to price, and subsequently profit.

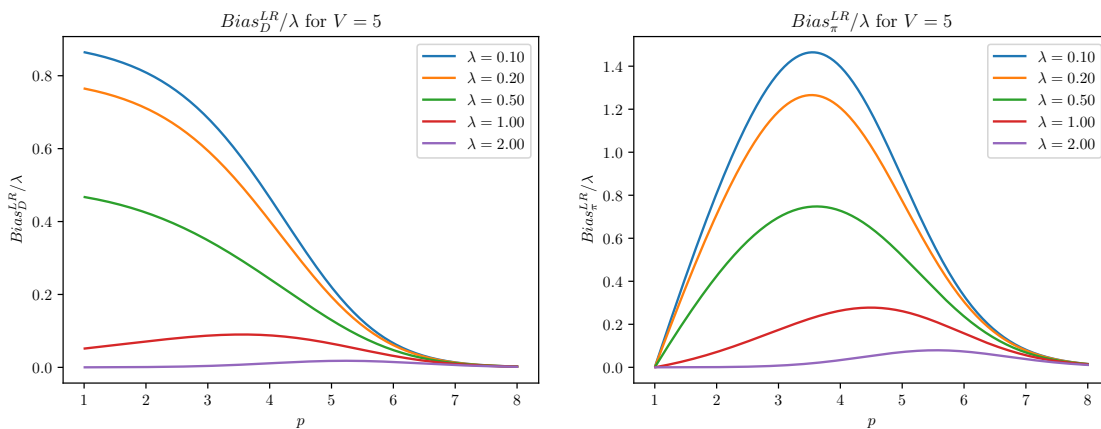


Figure 1 Illustration of $Bias_D^{LR}/\lambda$ and $Bias_{\pi}^{LR}/\lambda$ as a function of price (p) and market balance (λ). Instance is given by $v(p) = e^{V-p}$, $\epsilon = 1$, $c = 1$, $V = 5$, and $\rho = 1$.

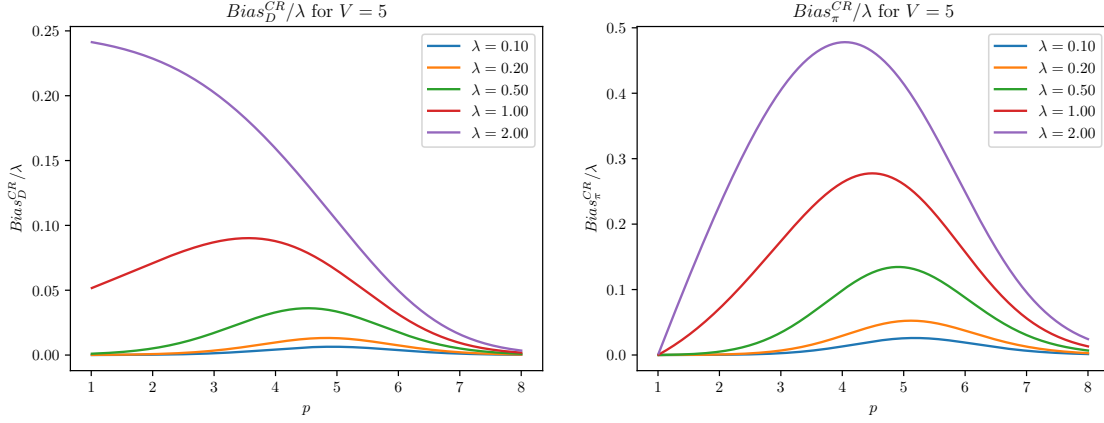


Figure 2 Illustration of $Bias_D^{CR}/\lambda$ and $Bias_\pi^{LR}/\lambda$ as a function of price (p) and market balance (λ). Instance is given by $v(p) = e^{V-p}$, $\epsilon = 1$, $c = 1$, $V = 5$, and $\rho = 1$.

7.5. Change of Sign

We recall the two conditions for a change of sign to occur:

$$\text{Condition (a)} \quad GTE_\pi \geq 0; \quad \text{Condition (b)} \quad Bias_\pi \geq GTE_\pi.$$

An interesting immediate observation is that the regimes in which a change in sign occurs in an LR or CR experiment using the corresponding naive estimators are independent of the treatment fraction q , because the corresponding biases are independent of q . This has important implications for practice, as the treatment fraction is not a lever that can prevent the possibility that the sign of the treatment effect estimate is incorrect.

Using the structure of the model we can provide the following insightful characterizations for the change of sign regions, as follows.

THEOREM 1. *For all $\lambda \in (0, +\infty)$, there exists a non-empty, closed and convex set (i.e., an interval) $P_\lambda^{LR} \subseteq [c, \infty)$ such that the sign of the listing-side experiment's canonical estimator for $GTE_\pi(\lambda, p)$ at price $p' \in [c, +\infty)$ will be wrong if and only if $p' \in P_\lambda^{LR}$.*

THEOREM 2. *For all $\lambda \in (0, +\infty)$, there exists a non-empty, closed and convex set (i.e., an interval) $P_\lambda^{CR} \subseteq [c, \infty)$ such that the sign of the customer-side experiment's canonical estimator for $GTE_\pi(\lambda, p)$ at price $p' \in [c, +\infty)$ will be wrong if and only if $p' \in P_\lambda^{CR}$.*

Theorems 1 and 2 tell us that regardless of the market balance parameter λ , there is always an interval of prices P_λ such that the sign of the canonical estimator will be wrong, regardless of whether a listing-side or customer-side experiment is run. The proofs are provided in Appendix B.9 and repeatedly exploit the market balance equations for CR and LR respectively.

The right hand side of both the intervals P_λ^{LR} and P_λ^{CR} is the optimal monopoly price p^* , i.e., where $GTE_\pi(\lambda, p^*) = 0$. In particular, this reveals that the sets P_λ^{LR} and P_λ^{CR} are not comprised of

unrealistic prices: if a firm is currently pricing optimally or very slightly below optimally, the sign of their canonical estimator will be wrong, regardless of their experimental setup.

It is not true, however, that the two experimental setups are equally fallible in all settings. Note that \hat{e}_p^{LR} is not equal to \hat{e}_p^{CR} , meaning that the left endpoints of P_λ^{LR} and P_λ^{CR} are not the same, and behave quite differently based on market balance, as we illustrate through the following numerical study.

7.5.1. Numerical Results Figure (3) shows numerical results on the set of prices where a change of sign occurs.

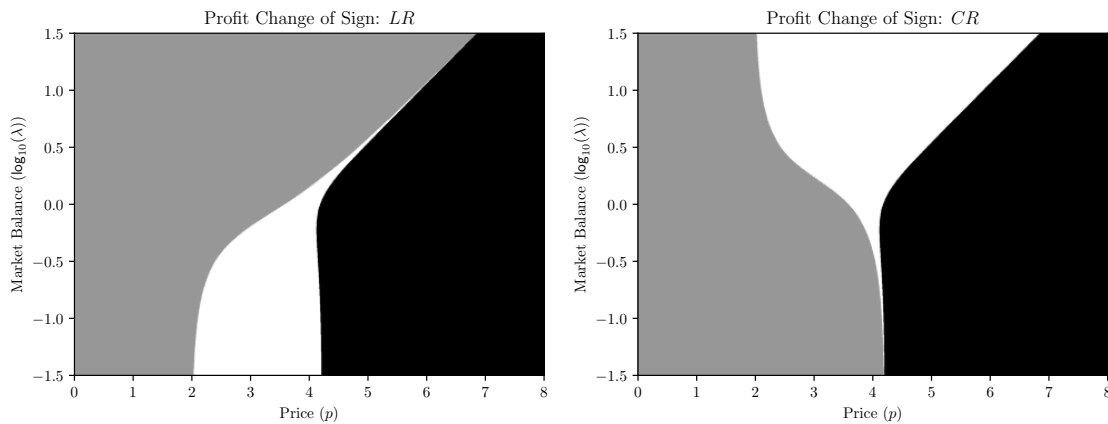


Figure 3 Illustration of the change of sign region (white) in an LR-experiment (left) and CR-experiment (right), respectively, with $v(p) = e^{V-p}$, $V = 5$, $c = 0.5$, $\rho = 1$, and $\epsilon = 1$. The region where condition (a) is not satisfied ($GTE_\pi < 0$), so there is no change of sign, is in black. The region where condition (b) is not satisfied ($Bias_\pi^{LR} < GTE_\pi$ or $Bias_\pi^{CR} < GTE_\pi$, respectively), so there is no change of sign, is in grey.

Consistent with Propositions 5 and 6, we observe that the change of sign region becomes empty in the demand-constrained regime for a CR experiment and in the supply constrained experiment for an LR experiment. At intermediate market balance regimes, we observe that the change of sign region corresponds to a single continuous interval on prices, as the theorems above suggest. We observe that in the demand-constrained regime Condition (b) for a change of sign is more likely to be satisfied by the LR experiments, while in the supply-constrained regime Condition (b) is more likely to be satisfied by the CR experiments as expected. We also see that the region where a change of sign occurs is, overall, increasing with market balance for the CR experiments and decreasing for the LR experiment.

8. Fee Model

In this section we consider an environment in which a firm charges a fixed sales fee, as opposed to setting a price and incurring a marginal cost for each purchase. This represents the common

situation—particularly in two-sided online marketplaces—where firms do not directly control the prices of the goods on their platforms, but instead collect a fixed fee for the sales of heterogeneous goods.

8.1. Specifications

Consider N products, with a fixed vector of prices $\vec{p} \in \mathbb{R}^N$. The demand function $D: \mathbb{R}^N \rightarrow \mathbb{R}^N$, takes in a vector of prices and outputs a vector in \mathbb{R}^N that represents the quantity demanded for each good. We assume that the platform selects a single fee for all products $f \in \mathbb{R}^+$; this fee represents a percentage of all money transacted that the platform will collect. We assume that this fee is passed on entirely to the customer and that the platform’s marginal cost is zero. Therefore, we can write the platform’s profit $\Pi(f, \vec{p})$ as follows:¹⁰

$$\Pi(f, \vec{p}) = f\vec{p} \cdot D((1+f)\vec{p}). \quad (26)$$

Let $D'(\cdot)$ represent the matrix of demand derivatives in price. We can then write the platform’s profit derivative in the fee as:

$$\Pi_f(f, \vec{p}) = \vec{p} \cdot D((1+f)\vec{p}) + f\vec{p} \cdot \vec{p} \cdot D'((1+f)\vec{p}). \quad (27)$$

Define $R(f, \vec{p})$ as the total money transacted in the platform when the fee is f and the prices are \vec{p} . We can then write $R(f, \vec{p})$ as

$$R(f, \vec{p}) = \vec{p} \cdot D((1+f)\vec{p}).$$

Let $R_f(f, \vec{p})$ represent the derivative of this quantity with respect to the fee. We can then rewrite (27) as:

$$\Pi_f(f, \vec{p}) = R(f, \vec{p}) + fR_f(f, \vec{p}). \quad (28)$$

And rewrite (26) as:

$$\Pi(f, \vec{p}) = fR(f, \vec{p}).$$

ASSUMPTION 8. *We assume that Π_f exists and is well defined for all $f \in \mathbb{R}^+$ and all $\vec{p} \in \mathbb{R}^N$, or in other words, that Π is differentiable over its domain.*

When running an A/B experiment, the platform will compare a control fee f_0 to a treatment fee f_1 . To keep the presentation succinct, in this section we focus only on estimation of profits. This would cause a true global treatment effect (GTE) of $\Pi(f_1, \vec{p}) - \Pi(f_0, \vec{p})$. Thus we define the (infinitesimal) *GTE* at the control fee f_0 as:

$$GTE_{\Pi}(f_0, \vec{p}) = \Pi_f(f_0, \vec{p}). \quad (29)$$

¹⁰ Prices may be a function of the fee, since firms may pass-through fee changes. However, since experiments tend to be short-lived we ignore these longer term calibration effects.

We assume that a fraction q of all subjects are put in treatment and $1 - q$ into control. Note that as in the monopoly pricing example, this randomization can occur on either the customer or product. For simplicity, in product side randomization, we assume that for each of the n types of products, a fraction q of each is in treatment treatment. Let $\Pi_0(f_0, f_1, \vec{p}, q)$ represent the platform's profit from control subjects during the experiment, and $\Pi_1(f_0, f_1, \vec{p}, q)$ represent the platform's profit from treatment subjects. Let $R_0(f_0, f_1, \vec{p}, q)$ be the total seller revenue for control goods, and $R_1(f_0, f_1, \vec{p}, q)$ be the total seller revenue for treatment goods. We then write $\Pi_0(f_0, f_1, \vec{p}, q) = f_0 R_0(f_0, f_1, \vec{p}, q)$ and $\Pi_1(f_0, f_1, \vec{p}, q) = f_1 R_1(f_0, f_1, \vec{p}, q)$. We make the following assumptions for these functions, analogous to Assumption 5.

ASSUMPTION 9. *The following holds:*

1. $R_0(f_0, f_1, \vec{p}, q)$ and $R_1(f_0, f_1, \vec{p}, q)$ are both differentiable over their domain.
2. $R_1(f, f, \vec{p}, q)/q = R_0(f, f, \vec{p}, q)/(1 - q) = R(f, \vec{p})$.

Let f_1^n be a sequence such that $\lim_{n \rightarrow \infty} f_1^n = f_0$. We then write the canonical estimator \widehat{GTE}_Π as follows:

$$\widehat{GTE}_\Pi(f_0, \vec{p}, q) = \lim_{n \rightarrow \infty} \frac{\Pi_1(f_0, f_1^n, \vec{p}, q)/q - \Pi_0(f_0, f_1^n, \vec{p}, q)/(1 - q)}{f_1^n - f_0}.$$

This is equivalent to:

$$\widehat{GTE}_\Pi(f_0, \vec{p}, q) = \Pi_{1y}(f_0, f_0, \vec{p}, q)/q - \Pi_{0y}(f_0, f_0, \vec{p}, q)/(1 - q), \quad (30)$$

where Π_{0y} and Π_{1y} represent the derivative of the control and treatment platform profit functions with respect to the second argument respectively.

We define the bias as $Bias_\Pi(f_0, \vec{p}, q) = GTE_\Pi(f_0, \vec{p}, q) - \widehat{GTE}_\Pi(f_0, \vec{p}, q)$. Using Assumption 9 we get that $\Pi(f_0, \vec{p}, q) = \Pi_1(f_0, f_0, \vec{p}, q)/q$. We can then use an analogous argument to our derivation of (11) to write bias as:

$$Bias_\Pi(f_0, \vec{p}, q) = \Pi_{0y}(f_0, f_0, \vec{p}, q)/(1 - q) + \Pi_{1x}(f_0, f_0, \vec{p}, q)/q. \quad (31)$$

Using out revenue functions and equation (28) we can rewrite the preceding expressions to be more useful. First we rewrite bias as:

$$Bias_\Pi(f_0, \vec{p}, q) = f_0 R_{0y}(f_0, f_0, \vec{p}, q)/(1 - q) + f_0 R_{1x}(f_0, f_0, \vec{p}, q)/q.$$

Finally, we rewrite \widehat{GTE}_Π from equation (30) as follows:

$$\widehat{GTE}_\Pi(f_0, \vec{p}, q) = R_1(f_0, f_0, \vec{p}, q)/q + f_0 R_{1y}(f_0, f_0, \vec{p}, q)/q - f_0 R_{0y}(f_0, f_0, \vec{p}, q)/(1 - q).$$

As before, there are two necessary and sufficient conditions for the naive estimator to have the wrong sign in a fee experiment. Note that as was true in the pricing problem, bias is always positive

when firms test a small price increase. This means the general conditions for a sign flip to occur are $GTE(f_0, \vec{p}) \geq 0$, meaning the true treatment effect of a small price increase is non-negative. And $Bias(f_0, \vec{p}, q) \geq \widehat{GTE}(f_0, \vec{p}, q)$, meaning there is enough bias to cause the estimated treatment effect to be non-positive.

These two conditions can be expressed as follows. First:

$$\text{Condition (a): } f_0 R_{1x}(f_0, f_0, \vec{p}, q) + R_1(f_0, f_0, \vec{p}, q) + f_0 R_{1y}(f_0, f_0, \vec{p}, q) \geq 0.$$

And second:

$$\text{Condition (b): } \frac{2f_0}{1-q} [R_{0y}(f_0, f_0, \vec{p}, q)] + \frac{f_0}{q} [R_{1x}(f_0, f_0, \vec{p}, q) - R_{1y}(f_0, f_0, \vec{p}, q)] \geq R(f_0, \vec{p}).$$

9. Conclusion and Future Work

In this paper we studied biases that arise due to interference in platform experiments, with a particular emphasis on profit or revenue metrics. Notably, we find that in certain settings, these biases can be so severe that they could introduce a “change of sign” in estimation of profit or revenue. We then show a novel method for debiasing canonical A/B experiments, by splitting half of subjects into treatment and half into control.

In future work we aim to extend our debiasing result to allow for correcting canonical experiments beyond the equal split between control and treatment. We also aim to run empirical studies to get a better sense of the prevalence of changes of sign in practice.

References

- Aparicio, D., Eckles, D., and Kumar, M. (2023). Algorithmic pricing and consumer sensitivity to price variability. *Available at SSRN 4435831*.
- Athey, S., Eckles, D., and Imbens, G. W. (2018). Exact p-values for network interference. *Journal of the American Statistical Association*, 113(521):230–240.
- Bajari, P., Burdick, B., Imbens, G. W., Masoero, L., McQueen, J., Richardson, T., and Rosen, I. M. (2021). Multiple randomization designs. *arXiv preprint arXiv:2112.13495*.
- Basse, G. W., Feller, A., and Toulis, P. (2019). Randomization tests of causal effects under interference. *Biometrika*, 106(2):487–494.
- Blake, T. and Coey, D. (2014a). Why marketplace experimentation is harder than it seems: The role of test-control interference. In *Proceedings of the fifteenth ACM conference on Economics and computation*, pages 567–582.
- Blake, T. and Coey, D. (2014b). Why marketplace experimentation is harder than it seems: The role of test-control interference. In *Proceedings of the Fifteenth ACM Conference on Economics and Computation, EC '14*, page 567–582, New York, NY, USA. Association for Computing Machinery.
- Bojinov, I., Simchi-Levi, D., and Zhao, J. (2022). Design and analysis of switchback experiments. *Management Science*.
- Bright, I., Delarue, A., and Lobel, I. (2023). Reducing marketplace interference bias via shadow prices. *ACM Conference on Economics and Computation (EC), 2023*.
- Carneiro, P., Heckman, J. J., and Vytlacil, E. (2010). Evaluating marginal policy changes and the average effect of treatment for individuals at the margin. *Econometrica*, 78(1):377–394.
- Chamandy, N. (2016). Experimentation in a ridesharing marketplace.
- Chawla, S., Hartline, J. D., and Denis, N. (2016). A/b testing of auctions. *ACM EC Conference, 2016*.
- Deng, A. and Le, T. (2023). The price is right: Removing a/b test bias in a marketplace of expirable goods. Working paper.
- Farias, V., Li, H., Peng, T., Ren, X., Zhang, H., and Zheng, A. (2023). Correcting for interference in experiments: A case study at douyin. In *Proceedings of the 17th ACM Conference on Recommender Systems*, pages 455–466.
- Farias, V. F., Li, A. A., Peng, T., and Zheng, A. (2022). Markovian interference in experiments.
- Fradkin, A. (2019). A simulation approach to designing digital matching platforms. *Boston University Questrom School of Business Research Paper Forthcoming*.
- Glynn, P. W., Johari, R., and Rasouli, M. (2020). Adaptive experimental design with temporal interference: A maximum likelihood approach. *Advances in Neural Information Processing Systems*, 33:15054–15064.

- Holtz, D., Lobel, R., Liskovich, I., and Aral, S. (2020). Reducing interference bias in online marketplace pricing experiments. *Available at SSRN 3583836*.
- Hu, Y., Li, S., and Wager, S. (2022). Average direct and indirect causal effects under interference. *Biometrika*, 109(4):1165–1172.
- Hu, Y. and Wager, S. (2022). Switchback experiments under geometric mixing. *arXiv preprint arXiv:2209.00197*.
- Imbens, G. W. and Rubin, D. B. (2015). *Causal Inference for Statistics, Social, and Biomedical Sciences: An Introduction*. Cambridge University Press, USA.
- Johari, R., Li, H., Liskovich, I., and Weintraub, G. Y. (2022). Experimental design in two-sided platforms: An analysis of bias. *Management Science*, 68(10):7069–7089.
- Lariviere, M. A. (2006). A note on probability distributions with increasing generalized failure rates. *Operations Research*, 54(3):602–604.
- Li, S., Johari, R., Kuang, X., and Wager, S. (2023). Experimenting under stochastic congestion. *arXiv preprint arXiv:2302.12093*.
- Liu, M., Mao, J., and Kang, K. (2020). Trustworthy online marketplace experimentation with budget-split design. *arXiv preprint arXiv:2012.08724*.
- Manski, C. F. (2013). Identification of treatment response with social interactions. *The Econometrics Journal*, 16(1):S1–S23.
- Munro, E., Wager, S., and Xu, K. (2021). Treatment effects in market equilibrium. *arXiv preprint arXiv:2109.11647*.
- Phillips, R. (2021). *Pricing and Revenue Optimization*. Stanford Business Books.
- Pouget-Abadie, J., Aydin, K., Schudy, W., Brodersen, K., and Mirrokni, V. (2019). Variance reduction in bipartite experiments through correlation clustering. In *Advances in Neural Information Processing Systems*, pages 13288–13298.
- Roemheld, L. and Rao, J. (2024). Interference produces false-positive pricing experiments.
- Saveski, M., Pouget-Abadie, J., Saint-Jacques, G., Duan, W., Ghosh, S., Xu, Y., and Airoldi, E. M. (2017). Detecting network effects: Randomizing over randomized experiments. In *Proceedings of the 23rd ACM SIGKDD International Conference on Knowledge Discovery and Data Mining*, KDD '17, page 1027–1035, New York, NY, USA. Association for Computing Machinery.
- Ugander, J., Karrer, B., Backstrom, L., and Kleinberg, J. (2013). Graph cluster randomization: Network exposure to multiple universes. In *Proceedings of the 19th ACM SIGKDD International Conference on Knowledge Discovery and Data Mining*, KDD '13, page 329–337, New York, NY, USA. Association for Computing Machinery.
- Wager, S. and Xu, K. (2021). Experimenting in equilibrium. *Management Science*, 67(11):6694–6715.

Appendix A: Additional Figures

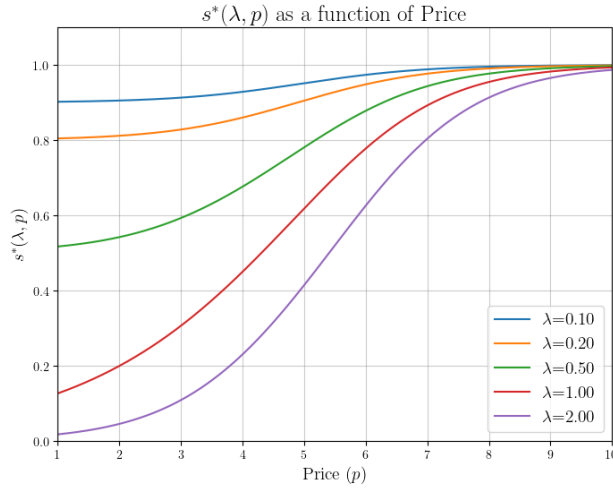


Figure 4 Illustration of the listing availability in the mean field limit as a function of price (p) and market balance (λ). Model instance is given by $v(p) = e^{V-p}$, $\varepsilon = 1$, $c = 1$, $V = 5$, and $\rho = 1$.

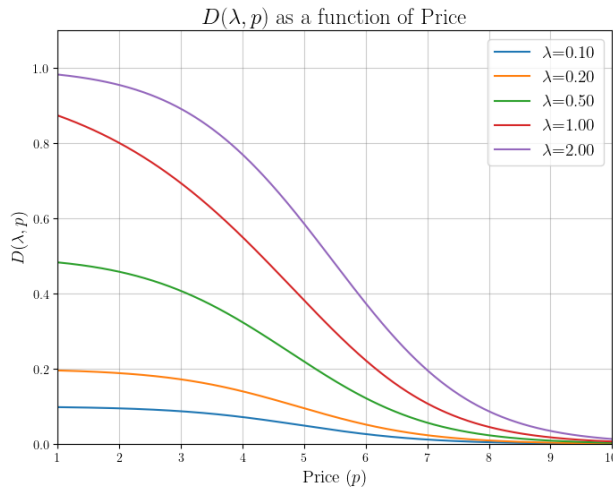


Figure 5 Illustration of demand function in the mean field limit as a function of price (p) and market balance (λ). Same instance as in Figure 4.

Appendix B: Proofs

B.1. Proof of Proposition 5

First, consider the market equilibrium equation (18):

$$\rho - s^*(\lambda, p) = \lambda \frac{s^*(\lambda, p)v(p)}{\varepsilon + s^*(\lambda, p)v(p)}.$$

By dividing both sides by $s^*(\lambda, p)$, the left hand side becomes $\rho/s^*(\lambda, p) - 1$. The right-hand side remains bounded, and therefore, it converges to zero as $\lambda \rightarrow 0$. Therefore, $\lim_{\lambda \rightarrow 0} \rho/s^*(\lambda, p) - 1 = 0$, which implies that $\lim_{\lambda \rightarrow 0} s^*(\lambda, p) = \rho$. Next, consider the limit of $Bias_\pi^{CR}/\lambda$ as $\lambda \rightarrow 0$:

$$\lim_{\lambda \rightarrow 0} Bias_\pi^{CR}(\lambda, p)/\lambda = \lim_{\lambda \rightarrow 0} \lambda \frac{\varepsilon^2(c-p)v(p)v'(p)s^*(\lambda, p)}{(v(p)s^*(\lambda, p) + \varepsilon)^2 [(s^*(\lambda, p)v(p) + \varepsilon)^2 + \lambda v(p)\varepsilon]}.$$

Since the quotient in this expression is bounded, this will converge to 0 as $\lambda \rightarrow 0$, giving us our first desired claim that $\lim_{\lambda \rightarrow 0} Bias_\pi^{CR}(\lambda, p)/\lambda = 0$; since demand bias is proportional to profit bias, the result for $Bias_D^{CR}$ follows as well. The next step in our proof is to evaluate the limit of $Bias_\pi^{LR}/\lambda$ as λ goes to 0:

$$\begin{aligned} \lim_{\lambda \rightarrow 0} Bias_\pi^{LR}(\beta, p)/\lambda &= \lim_{\lambda \rightarrow 0} -(p-c) \frac{s^*(\lambda, p)^2 v(p)v'(p)(\varepsilon + s^*(\lambda, p)v(p))}{[\varepsilon + s^*(\lambda, p)v(p) + \lambda v(p)][(s^*(\lambda, p)v(p) + \varepsilon)^2 + \lambda v(p)\varepsilon]} \\ &= -(p-c) \frac{\rho^2 v(p)v'(p)(\varepsilon + \rho v(p))}{[\varepsilon + \rho v(p) + 0][(\rho v(p) + \varepsilon)^2 + 0]} \\ &= \frac{-(p-c)\rho^2 v(p)v'(p)}{(\varepsilon + \rho v(p))^2}, \end{aligned}$$

which is exactly as stated in Proposition 5. Finally, we want to prove the stated result on GTE_π . From equation (19), we have that $GTE_\pi = \rho - s^*(\lambda, p) - (p-c)s_p^*(\lambda, p)$. If we then substitute in our formula for $s_p^*(\lambda, p)$ we can solve as follows:

$$\begin{aligned} \lim_{\lambda \rightarrow 0} GTE_\pi/\lambda &= \lim_{\lambda \rightarrow 0} \frac{\rho - s^*(\lambda, p)}{\lambda} + \frac{(p-c)s^*(\lambda, p)v'(p)\varepsilon}{(\varepsilon + s^*(\lambda, p)v(p))^2 + \lambda v(p)\varepsilon} \\ &= \lim_{\lambda \rightarrow 0} \frac{s^*(\lambda, p)v(p)}{\varepsilon + s^*(\lambda, p)v(p)} + \frac{(p-c)s^*(\lambda, p)v'(p)\varepsilon}{(\varepsilon + s^*(\lambda, p)v(p))^2 + \lambda v(p)\varepsilon} \\ &= \frac{\rho v(p)}{\varepsilon + \rho v(p)} + \frac{(p-c)\rho v'(p)\varepsilon}{(\varepsilon + \rho v(p))^2}, \end{aligned}$$

where the second equation follows from the market balance equation (18). This concludes our proof of Proposition 5. \square

B.2. Proof of Proposition 6

First we prove that $\lim_{\lambda \rightarrow \infty} s^*(\lambda, p) = 0$. By dividing both sides of the market balance equation (18) by λ , and then taking the limit as λ approaches ∞ , we arrive at:

$$\lim_{\lambda \rightarrow \infty} \frac{s^*(\lambda, p)v(p)}{\varepsilon + s^*(\lambda, p)v(p)} = \lim_{\lambda \rightarrow \infty} \frac{\rho - s^*(\lambda, p)}{\lambda} \leq \lim_{\lambda \rightarrow \infty} \frac{\rho}{\lambda} = 0.$$

Since ε and $v(p)$ are both strictly positive by assumption, and $s(\lambda, p) \geq 0$, this implies $\lim_{\lambda \rightarrow \infty} s^*(\lambda, p) = 0$. Now, note the limit of the LR bias as $\lambda \rightarrow \infty$ is given by:

$$\begin{aligned} \lim_{\lambda \rightarrow \infty} Bias_\pi^{LR}(\lambda, p) &= \lim_{\lambda \rightarrow \infty} (p-c) \frac{-\lambda s^*(\lambda, p)^2 v(p)v'(p)(\varepsilon + s^*(\lambda, p)v(p))}{[\varepsilon + s^*(\lambda, p)v(p) + \lambda v(p)][(s^*(\lambda, p)v(p) + \varepsilon)^2 + \lambda v(p)\varepsilon]} \\ &= \lim_{\lambda \rightarrow \infty} (p-c) \frac{-s^*(\lambda, p)^2 v(p)v'(p)(\varepsilon + s^*(\lambda, p)v(p))}{[\varepsilon + s^*(\lambda, p)v(p) + \lambda v(p)][(s^*(\lambda, p)v(p) + \varepsilon)^2/\lambda + v(p)\varepsilon]} \\ &= 0, \end{aligned}$$

because the numerator converges to zero and the denominator diverges to infinity. Hence, we obtain the desired result. Now, recall that CR bias is given by:

$$\begin{aligned}
\lim_{\lambda \rightarrow \infty} Bias_{\pi}^{CR}(\lambda, p) &= \lim_{\lambda \rightarrow 0} \frac{\lambda^2 \varepsilon^2 (c-p)v(p)v'(p)s^*(\lambda, p)}{(v(p)s^*(\lambda, p) + \varepsilon)^2 [(s^*(\lambda, p)v(p) + \varepsilon)^2 + \lambda v(p)\varepsilon]} \\
&= \lim_{\lambda \rightarrow \infty} \frac{[\lambda s^*(\lambda, p)v(p)]\varepsilon^2 (c-p)v'(p)}{(v(p)s^*(\lambda, p) + \varepsilon)^2 \left[\frac{1}{\lambda} (s^*(\lambda, p)v(p) + \varepsilon)^2 + v(p)\varepsilon \right]} \\
&= \lim_{\lambda \rightarrow \infty} \frac{[\rho - s^*(\lambda, p)]\varepsilon^2 (c-p)v'(p)}{(v(p)s^*(\lambda, p) + \varepsilon) \left[\frac{1}{\lambda} (s^*(\lambda, p)v(p) + \varepsilon)^2 + v(p)\varepsilon \right]} \quad \text{using equation (18)} \\
&= \frac{\rho(c-p)v'(p)}{v(p)},
\end{aligned}$$

because $\lim_{\lambda \rightarrow \infty} s^*(\lambda, p) = 0$.

From equation (19), we have that $GTE_{\pi} = \rho - s^*(\lambda, p) - (p-c)s_p^*(\lambda, p)$. If we then substitute in our formula for $s_p^*(\lambda, p)$ we can solve as follows:

$$\lim_{\lambda \rightarrow \infty} GTE_{\pi} = \lim_{\lambda \rightarrow \infty} \rho - s^*(\lambda, p) + (p-c) \frac{s^*(\lambda, p)v'(p)\varepsilon}{\frac{1}{\lambda}(\varepsilon + s^*(\lambda, p)v(p))^2 + v(p)\varepsilon} = \rho,$$

again because $\lim_{\lambda \rightarrow \infty} s^*(\lambda, p) = 0$. The results for demand bias and GTE_D follow analogously. This concludes our proof of Proposition (6). \square

B.3. Proof $D(\lambda, p)$ satisfies Assumption 4

Our first step is to calculate the derivative of $s^*(\lambda, p)$ with respect to p . We can do this by differentiating the market balance equation (18) as follows:

$$\begin{aligned}
\frac{\partial}{\partial p} (\rho - s^*(\lambda, p)) &= \frac{\partial}{\partial p} \left(\lambda \frac{s^*(\lambda, p)v(p)}{\varepsilon + s^*(\lambda, p)v(p)} \right) \\
-s_p^*(\lambda, p) &= \lambda \frac{\left[\frac{\partial}{\partial p} (s^*(\lambda, p)v(p)) \right] (\varepsilon + s^*(\lambda, p)v(p)) - (s^*(\lambda, p)v(p)) \left[\frac{\partial}{\partial p} (\varepsilon + s^*(\lambda, p)v(p)) \right]}{(\varepsilon + s^*(\lambda, p)v(p))^2} \\
-s_p^*(\lambda, p) &= \lambda \frac{\varepsilon (s_p^*(\lambda, p)v(p) + s^*(\lambda, p)v'(p))}{(\varepsilon + s^*(\lambda, p)v(p))^2} \\
-s_p^*(\lambda, p) (\varepsilon + s^*(\lambda, p)v(p))^2 &= \varepsilon \lambda s_p^*(\lambda, p)v(p) + \varepsilon \lambda s^*(\lambda, p)v'(p) \\
s_p^*(\lambda, p) &= - \frac{\varepsilon \lambda s^*(\lambda, p)v'(p)}{(\varepsilon + s^*(\lambda, p)v(p))^2 + \varepsilon \lambda v(p)}.
\end{aligned}$$

From the market balance equation (18) we can write $D(\lambda, p) = \rho - s^*(\lambda, p)$. And from there; $\frac{\partial}{\partial p} D(\lambda, p) = \frac{\partial}{\partial p} (\rho - s^*(\lambda, p)) = -s_p^*(\lambda, p)$. If we inspect the quotient in $s_p^*(\lambda, p)$ we can note that it's numerator is always negative. This is because ε, λ , and $s^*(\lambda, p)$ are all constrained to be positive, while $v'(p) < 0$ by assumption 7. The denominator on the other hand is always positive because it is the sum of a square, and the product of ε, λ and $v(p)$, all of which are positive. Since the whole quotient is negated, we must have that $s_p^*(\lambda, p) > 0$ and thus, that $\frac{\partial}{\partial p} D(\lambda, p) < 0$. We can therefore conclude that the market demand function $D(\lambda, p)$ in the mean-field logit choice model satisfies Assumption 4.

B.4. Proof that $D_0^{LR}(\lambda, p_0, p_1, q)$ and $D_1^{LR}(\lambda, p_0, p_1, q)$ satisfy Assumption 6

To prove this result we will first show that $s_0^*(\lambda, p_0, p_1, q)$ is non-increasing in p_1 , and that $s_1^*(\lambda, p_0, p_1, q)$ is non-increasing in p_0 .

First, assume for the sake of contradiction that $s_0^*(\lambda, p_0, p_1, q)$ is increasing in p_1 . Recall the first listing side randomisation balance equation (20):

$$(1 - q)\rho - s_0^*(\lambda, p_0, p_1, q) = \lambda \frac{s_0^*(\lambda, p_0, p_1, q)v(p_0)}{\varepsilon + s_0^*(\lambda, p_0, p_1, q)v(p_0) + s_1^*(\lambda, p_0, p_1, q)v(p_1)}.$$

The LHS of this equation is decreasing in p_1 by initial assumption, which implies that the RHS must be as well. Looking at the RHS, we see that the numerator is increasing in p_1 which means that for the full quotient to be decreasing in p_1 , the denominator must be increasing in p_1 strictly faster than the numerator is. This tells us that $s_1^*(\lambda, p_0, p_1, q)v(p_1)$ must be strictly increasing in p_1 , and since $v(p_1)$ is strictly decreasing in p_1 by Assumption 7, we must have that $s_1^*(\lambda, p_0, p_1, q)$ is increasing in p_1 .

We have now shown that $s_0^*(\lambda, p_0, p_1, q)$ increasing in p_1 implies $s_1^*(\lambda, p_0, p_1, q)$ is increasing in p_1 too. To see why this is a contradiction consider the sum of the two listing side randomisation balance equations (20):

$$\rho - s_0^*(\lambda, p_0, p_1, q) - s_1^*(\lambda, p_0, p_1, q) = \lambda \frac{s_0^*(\lambda, p_0, p_1, q)v(p_0) + s_1^*(\lambda, p_0, p_1, q)v(p_1)}{\varepsilon + s_0^*(\lambda, p_0, p_1, q)v(p_0) + s_1^*(\lambda, p_0, p_1, q)v(p_1)}.$$

Since both $s_0^*(\lambda, p_0, p_1, q)$ and $s_1^*(\lambda, p_0, p_1, q)$ are increasing in p_1 , the LHS is decreasing in p_1 so the RHS must be as well. This implies that $s_0^*(\lambda, p_0, p_1, q)v(p_0) + s_1^*(\lambda, p_0, p_1, q)v(p_1)$ must be decreasing in p_1 .

Now, consider the second of the listing side randomisation balance equations (20):

$$q\rho - s_1^*(\lambda, p_0, p_1, q) = \lambda \frac{s_1^*(\lambda, p_0, p_1, q)v(p_1)}{\varepsilon + s_0^*(\lambda, p_0, p_1, q)v(p_0) + s_1^*(\lambda, p_0, p_1, q)v(p_1)}.$$

Examining the RHS, we know that the numerator $s_1^*(\lambda, p_0, p_1, q)v(p_1)$ must be increasing in p_1 , and the denominator $s_0^*(\lambda, p_0, p_1, q)v(p_0) + s_1^*(\lambda, p_0, p_1, q)v(p_1)$ must be decreasing in p_1 . This implies that the RHS must be increasing in p_1 . The LHS however is decreasing in p_1 , hence we arrive at a contradiction; implying that our initial assumption must have been false. We have thus proven that $s_0^*(\lambda, p_0, p_1, q)$ is non-increasing in p_1 . It is not hard to see that by symmetry, we can extend this argument to state that $s_1^*(\lambda, p_0, p_1, q)$ is non-increasing in p_0 .

Our final step is to note that by using the listing side randomisation balance equations (20), we can rewrite the listing side control and treatment demand definitions (21) as follows:

$$D_0^{LR}(\lambda, p_0, p_1, q) = \rho - \frac{s_0^*(\lambda, p_0, p_1, q)}{1 - q}, \text{ and}$$

$$D_1^{LR}(\lambda, p_0, p_1, q) = \rho - \frac{s_1^*(\lambda, p_0, p_1, q)}{q}.$$

We then simply use our first result—that $s_0^*(\lambda, p_0, p_1, q)$ is non-increasing in p_1 and $s_1^*(\lambda, p_0, p_1, q)$ is non-increasing in p_0 —to state that $D_0^{LR}(\lambda, p_0, p_1, q)$ is non-decreasing in p_1 , and that $D_1^{LR}(\lambda, p_0, p_1, q)$ is non-decreasing in p_0 , concluding our proof that $D_0^{LR}(\lambda, p_0, p_1, q)$ and $D_1^{LR}(\lambda, p_0, p_1, q)$ satisfy Assumption 6.

B.5. Proof that $D_0^{CR}(\lambda, p_0, p_1, q)$ and $D_1^{CR}(\lambda, p_0, p_1, q)$ satisfy Assumption 6

Our first step in this proof is going to be to demonstrate that $s^*(\lambda, p_0, p_1, q)$ is non-decreasing in p_1 . Consider the following proof by contradiction: assume that $s^*(\lambda, p_0, p_1, q)$ is strictly decreasing in p_1 . Recall that the customer side randomization market balance equation (23) is written as follows:

$$\rho - s^*(\lambda, p_0, p_1, q) = \lambda \left[q \frac{s^*(\lambda, p_0, p_1, q)v(p_1)}{\varepsilon + s^*(\lambda, p_0, p_1, q)v(p_1)} + (1 - q) \frac{s^*(\lambda, p_0, p_1, q)v(p_0)}{\varepsilon + s^*(\lambda, p_0, p_1, q)v(p_0)} \right].$$

Because we have assumed that $s^*(\lambda, p_0, p_1, q)$ is strictly decreasing in p_1 the LHS is strictly increasing in p_1 , implying that the RHS must be as well. Since all terms in the RHS are positive and additive, for the RHS to be increasing in p_1 it must be that at least one of it's quotients is increasing in p_1 . The first quotient $(\frac{s^*(\lambda, p_0, p_1, q)v(p_1)}{\varepsilon + s^*(\lambda, p_0, p_1, q)v(p_1)})$, is decreasing in p_1 because both $s^*(\lambda, p_0, p_1, q)$ and $v(p_1)$ are decreasing in p_1 by assumption, and $\frac{a-c}{b-c} < \frac{a}{b} \forall a, b, c > 0$ whenever $a < b$. Similarly, if we consider the second quotient $(\frac{s^*(\lambda, p_0, p_1, q)v(p_0)}{\varepsilon + s^*(\lambda, p_0, p_1, q)v(p_0)})$ we know that $s^*(\lambda, p_0, p_1, q)$ is decreasing in p_1 by assumption and $v(p_0)$ is constant so we can again use that fact that $\frac{a-c}{b-c} < \frac{a}{b} \forall a, b, c > 0$ whenever $a < b$ to say that the second quotient is decreasing in p_1 . This of course implies that the RHS is decreasing in p_1 , which contradicts our initial assumption, proving that $s^*(\lambda, p_0, p_1, q)$ is non-decreasing in p_1 .

Using symmetry in the market balance equation we can expand this argument to state that $s^*(\lambda, p_0, p_1, q)$ is also non-decreasing in p_0 .

Now, recall customer side control and treatment demand definitions (24):

$$D_0^{CR}(\lambda, p_0, p_1, q) = \lambda \frac{s^*(\lambda, p_0, p_1, q)v(p_0)}{\varepsilon + s^*(\lambda, p_0, p_1, q)v(p_0)}, \text{ and}$$

$$D_1^{CR}(\lambda, p_0, p_1, q) = \lambda \frac{s^*(\lambda, p_0, p_1, q)v(p_1)}{\varepsilon + s^*(\lambda, p_0, p_1, q)v(p_1)}.$$

Since $s^*(\lambda, p_0, p_1, q)$ is non-decreasing in both p_0 and p_1 , we can use the fact that $\frac{a}{b} < \frac{a+c}{b+c} \forall a, b, c > 0$ whenever $a < b$ to state that $D_0^{CR}(\lambda, p_0, p_1, q)$ is non-decreasing in p_1 and $D_1^{CR}(\lambda, p_0, p_1, q)$ is non-decreasing in p_0 , completing our proof that $D_0^{CR}(\lambda, p_0, p_1, q)$ and $D_1^{CR}(\lambda, p_0, p_1, q)$ satisfy Assumption 6.

B.6. Proof that $\hat{e}_p(p, q)$ is monotonically decreasing in p for LR

We will start with equation (13) which gave us the following definition of $\hat{e}_p(p, q)$:

$$\hat{e}_p(p, q) = \frac{p(D_{1y}(p, p, q) - D_{0y}(p, p, q))}{D(p)}.$$

If we now use the equations for $D_{1y}(p, p, q)$ and $D_{0y}(p, p, q)$ that we derive in appendix C.2 we see that we rewrite this as follows:

$$\hat{e}_p(p, q) = \frac{ps^*(\lambda, p)v'(p)}{(\varepsilon + s^*(\lambda, p)v(p) + \lambda v(p))(\rho - s^*(\lambda, p))}.$$

Note that this can be rewritten as:

$$-\hat{e}_p(p, q) = \frac{-pv'(p)}{v(p)} \times s^*(\lambda, p) \times \frac{1}{(\varepsilon/v(p) + s^*(\lambda, p) + \lambda)(\rho - s^*(\lambda, p))}. \quad (32)$$

Looking at each term in equation (32) we can see that the first two terms are monotonically increasing in p , $-pv'(p)/v(p)$ by assumption 7, and $s^*(\lambda, p)$ by proof B.3. We can now focus our attention to denominator of the third term:

$$(\epsilon/v(p) + s^*(\lambda, p) + \lambda)(\rho - s^*(\lambda, p)).$$

If we use equation (18) we can rewrite this as follows:

$$\begin{aligned} & \left(\frac{\epsilon}{v(p)} + s(p) + \lambda \right) \left(\frac{\lambda s(p)v(p)}{\epsilon + v(p)s(p)} \right), \\ &= \frac{\lambda s(p)\epsilon + \lambda v(p)s(p)^2 + \lambda^2 s(p)v(p)}{\epsilon + v(p)s(p)}. \end{aligned} \quad (33)$$

Note now that by rearranging equation (18) we get the following identity:

$$s(p)^2 v(p) + \lambda s(p)v(p) + \epsilon s(p) = \rho(\epsilon + v(p)s(p)).$$

If we substitute this value into equation (33) we get that (33) simplifies to $\lambda\rho$. This means our third term in equation (32) is a constant, and since the other two terms were monotonically increasing, it must be that the product as a whole is. Since $-\widehat{e}_p(p, q)$ is monotonically increasing, $\widehat{e}_p(p, q)$ must be monotonically decreasing, concluding our proof. \square

B.7. Proof that $\widehat{e}_p(p, q)$ is monotonically decreasing in p for CR

in customer-side settings: We will start with equation (13) which gave us the following definition of $\widehat{e}_p(p, q)$:

$$\widehat{e}_p(p, q) = \frac{p(D_{1y}(p, p, q) - D_{0y}(p, p, q))}{D(p)}.$$

If we now use the equations for $D_{1y}(p, p, q)$ and $D_{0y}(p, p, q)$ that we derive in appendix C.4 we see that we rewrite this as follows:

$$\widehat{e}_p(p, q) = \frac{p\lambda\epsilon s^*(\lambda, p)v'(p)}{(\epsilon + s^*(\lambda, p)v(p))^2(\rho - s^*(\lambda, p))}.$$

If we use equation (18) we can rewrite the above equation as the follows:

$$-\widehat{e}_p(p, q) = \frac{-pv'(p)}{v(p)} \times \frac{\epsilon}{\epsilon + s^*(\lambda, p)v(p)} \quad (34)$$

We already know the first term, $-pv'(p)/v(p)$, is monotonically increasing by assumption 7. This leaves us with the second term to deal with. Observe that by using equation (18) again we can rewrite this second term as:

$$\frac{\epsilon}{\epsilon + s^*(\lambda, p)v(p)} = \frac{\epsilon + s^*(\lambda, p)v(p)}{\epsilon + s^*(\lambda, p)v(p)} - \frac{s^*(\lambda, p)v(p)}{\epsilon + s^*(\lambda, p)v(p)} = 1 - \frac{\rho - s^*(\lambda, p)}{\lambda}.$$

The far right side equation is monotonically increasing in p , since $s^*(p)$ is monotonically increasing in p by proof B.3. Since both terms in 34 are monotonically increasing, we have proven $-\widehat{e}_p(p, q)$ is as well, and therefore that $\widehat{e}_p(p, q)$ is monotonically decreasing in p , concluding our proof. \square

B.8. Proof that $e_p(p)$ is monotonically decreasing in p

Recall that the price elasticity of demand is defined as $e(p) = pD'(p)/D(p)$. Recall that by using equation (18) we can state that:

$$D(\lambda, p) = \rho - s^*(\lambda, p) = \lambda \frac{s^*(\lambda, p)v(p)}{\varepsilon + s^*(\lambda, p)v(p)}.$$

This allows us to rewrite the price elasticity of demand as follows:

$$e(p) = \frac{-ps_p^*(\lambda, p)}{\rho - s^*(\lambda, p)} = \frac{-ps_p^*(\lambda, p)(\varepsilon + s^*(\lambda, p)v(p))}{\lambda s^*(\lambda, p)v(p)}$$

Now, using the formula for $s_p^*(\lambda, p)$ that we find in proof B.3, we can substitute to get the following:

$$e(p) = \frac{p(\varepsilon + s^*(\lambda, p)v(p))\varepsilon\lambda s^*(\lambda, p)v'(p)}{\lambda s^*(\lambda, p)v(p)[(\varepsilon + s^*(\lambda, p)v(p))^2 + \varepsilon\lambda v(p)]},$$

which simplifies to:

$$\begin{aligned} e(p) &= \frac{p(\varepsilon + s^*(\lambda, p)v(p))\varepsilon v'(p)}{v(p)[(\varepsilon + s^*(\lambda, p)v(p))^2 + \varepsilon\lambda v(p)]}, \\ -e(p) &= \frac{-pv'(p)}{v(p)} \times \frac{(\varepsilon + s^*(\lambda, p)v(p))\varepsilon}{(\varepsilon + s^*(\lambda, p)v(p))^2 + \varepsilon\lambda v(p)}, \\ -e(p) &= \frac{-pv'(p)}{v(p)} \times \frac{\varepsilon}{\varepsilon + s^*(\lambda, p)v(p) + \varepsilon(\rho - s^*(\lambda, p))/s^*(\lambda, p)}, \end{aligned} \quad (35)$$

Where the denominator in the last line was simplified using equation (18). Inspecting equation (35) we see that the first term in monotonically increasing by assumption 7, this leaves just the denominator of the second term to worry about:

$$\varepsilon + s^*(\lambda, p)v(p) + \varepsilon \frac{(\rho - s^*(\lambda, p))}{s^*(\lambda, p)}. \quad (36)$$

Considering first $\varepsilon + s^*(\lambda, p)v(p)$, we can observe that in appendix B.7 we proved that

$$\frac{\varepsilon}{\varepsilon + s^*(\lambda, p)v(p)}$$

was monotonically increasing which in turn proves that $\varepsilon + s^*(\lambda, p)v(p)$ is monotonically decreasing. Now looking at the second term in equation (36), $\varepsilon(\rho - s^*(\lambda, p))/s^*(\lambda, p)$, we see that the numerator is monotonically decreasing in p , and the denominator is monotonically increasing in p (both by the proof in appendix B.3), and so can conclude that the whole term is monotonically decreasing in p .

This means that the denominator of the second term in equation (35) is monotonically decreasing in p , proving that the second term as a whole is monotonically increasing. Since both terms are monotonically increasing we have proven that $-e(p)$ is too, proving that $e(p)$ is monotonically decreasing in p . \square

B.9. Proof of Theorems 1 and 2

In this section we show that regardless of experimental setup, and for any market balance parameter λ , there is a non-empty, closed and convex set $P_\lambda \subseteq [c, \infty)$ such that the sign of the canonical estimator for $GTE_\pi(\lambda, p)$ at price p will be wrong if and only if $p \in P_\lambda$.

First, recall the two conditions for the sign of the canonical estimator to be wrong: condition (a) states that we must have $GTE_\pi(\lambda, p) \geq 0$, while condition (b) states that we must have $Bias_\pi(p, q) \geq GTE_\pi(\lambda, p)$.

In the canonical case $\widehat{GTE}_\pi(p, q) = GTE_\pi(\lambda, p) - Bias_\pi(p, q)$, so when these two conditions are met, the sign of $\widehat{GTE}_\pi(p, q)$ is non-positive while the sign of $GTE_\pi(\lambda, p)$ is non-negative, meaning the estimated sign is wrong.

The outline of our proof will go as follows. Take $P_\lambda^{(a)}$ and $P_\lambda^{(b)}$ to be the set of prices $p \in [c, \infty)$ for which conditions (a) and (b) respectively are met, and let P_λ be their intersection.

1. We first show that there exists $\bar{p} \in P_\lambda^{(a)}$ such that $p \in P_\lambda^{(a)}$ if and only if $p \leq \bar{p}$.
2. We then show that there exists $\underline{p} \in P_\lambda^{(b)}$ such that $p \in P_\lambda^{(b)}$ if and only if $p \geq \underline{p}$.
3. Finally, we will show that $\underline{p} \leq \bar{p}$.

Steps 1 and 2 prove that P_λ is convex and closed, but not that it is non-empty. Step 3 shows that there exists some p' such that $\underline{p} \leq p' \leq \bar{p}$, implying $p' \in P_\lambda^{(a)}$ and $p' \in P_\lambda^{(b)}$, which of course means $p' \in P_\lambda$, proving P_λ is non-empty and concluding our proof. We will now prove each of these steps in detail.

We will start first with step 1. In section 5 we demonstrate that condition (a) is satisfied at price p' if and only if:

$$\frac{p' - c}{p'} \leq -\frac{1}{e_p(p')}. \quad (\text{a})$$

Recall too our formula for $e_p(p)$:

$$e(p) = \frac{-ps_p^*(\lambda, p)}{\rho - s^*(\lambda, p)}.$$

Note that by appendix B.3 we have that over $[c, \infty)$, $s^*(\lambda, p)$ is continuous and $s^*(\lambda, p) \in (0, \rho)$. This means that $e(p)$ is continuous and as shown in appendix B.8, is monotonically decreasing. This means the function

$$f_a(p) = \frac{p' - c}{p'} + \frac{1}{e_p(p')}$$

is continuous and strictly increasing over $[c, \infty)$. Note that $f_a(c) < 0$ and yet $\lim_{p \rightarrow \infty} f_a(p) = 1$ so there exists some $p' \in [c, \infty)$ such that $f_a(p') > 0$. Using the intermediate value theorem and the definition of strict monotonicity, we can then say that there exists a unique \bar{p} such that $f_a(\bar{p}) = 0$. Note that condition (a) is satisfied at a price p if and only if $f_a(p) \leq 0$. This means that (a) is satisfied at \bar{p} , meaning $\bar{p} \in P_\lambda^{(a)}$. It also means that condition (a) is satisfied for all $p < \bar{p}$. We can therefore write $P_\lambda^{(a)}$ as $P_\lambda^{(a)} = [c, \bar{p}]$, proving step 1.

We now move on to step 2. In section 5 we demonstrate that condition (b) is satisfied at price p' if and only if:

$$-\frac{1}{\widehat{e}_p(p')} \leq \frac{p' - c}{p'}. \quad (\text{b})$$

Recall our formulas for $\widehat{e}_p(p)$ in both the customer-side and listing side settings:

$$\widehat{e}_p^{CR}(p, q) = \frac{p\lambda\epsilon s^*(\lambda, p)v'(p)}{(\epsilon + s^*(\lambda, p)v(p))^2(\rho - s^*(\lambda, p))},$$

$$\widehat{e}_p^{LR}(p, q) = \frac{ps^*(\lambda, p)v'(p)}{(\epsilon + s^*(\lambda, p)v(p) + \lambda v(p))(\rho - s^*(\lambda, p))}.$$

By assumption 7 and appendix B.3, we know that $v(p)$, $v'(p)$, and $s^*(\lambda, p)$ are all continuous and that over $[c, \infty)$, $s^*(\lambda, p) \in (0, \rho)$. This means that over $[c, \infty)$, $\widehat{e}_p(p, q)$ is continuous. In appendix sections B.6 and B.7 we prove that $\widehat{e}_p(p)$ is monotonically decreasing in both customer-side and listing-side settings—it is also negative. This means the function

$$f_b(p) = \frac{p' - c}{p'} + \frac{1}{\widehat{e}_p(p')}$$

is continuous and strictly increasing over $[c, \infty)$. Using the intermediate value theorem and the definition of strict monotonicity, we can then say that there exists a unique \underline{p} such that $f_b(\underline{p}) = 0$. This means that (b) is satisfied at \underline{p} , meaning $\underline{p} \in P_\lambda^{(b)}$. It also means that condition (b) is satisfied for all $p > \underline{p}$ by monotonicity. We can therefore write $P_\lambda^{(b)}$ as $P_\lambda^{(b)} = [\underline{p}, \infty)$, proving step 2.

Finally, we address step 3. We aim to show that $\underline{p} \leq \bar{p}$. The easiest way to do this is with a proof by contradiction. Imagine $\underline{p} > \bar{p}$. This would imply that there exists a $p' \in (\bar{p}, \underline{p})$, where at p' neither condition holds. This means we must have $GTE_\pi(\lambda, p') < 0$ and $Bias_\pi(p', q) < GTE_\pi(\lambda, p')$. This though implies that $Bias_\pi(p', q) < 0$, which is a contradiction because under Assumptions 5 and 6 Bias is non-negative.

We can therefore conclude that $\underline{p} \leq \bar{p}$. Which as stated before, demonstrated that $P_\lambda^{(a)} \cap P_\lambda^{(b)} \neq \emptyset$. This concludes our proof that P_λ is non-empty, convex, and closed in both the listing-side and customer-side settings.

□

Appendix C: Derivations

C.1. Derivation of $s_{0y}^*(\lambda, p, p, q)$ and $s_{1y}^*(\lambda, p, p, q)$ in listing-side settings

We begin by starting with the listing-side market balance equations (20). In the interest of mathematical brevity we will define Ψ as $\Psi = s_0^*(\lambda, p_0, p_1, q)v(p_0) + s_1^*(\lambda, p_0, p_1, q)v(p_1)$. This allows us to write equations (20) as:

$$(1-q)\rho - s_0^*(\lambda, p_0, p_1, q) = \lambda \frac{s_0^*(\lambda, p_0, p_1, q)v(p_0)}{\varepsilon + \Psi},$$

$$q\rho - s_1^*(\lambda, p_0, p_1, q) = \lambda \frac{s_1^*(\lambda, p_0, p_1, q)v(p_1)}{\varepsilon + \Psi}.$$

Our next step is going to be taking the derivative of each of these equations with respect to p_1 . First note that $\frac{\partial}{\partial y}\Psi = s_{0y}^*(\lambda, p_0, p_1, q)v(p_0) + s_{1y}^*(\lambda, p_0, p_1, q)v(p_1) + s_1^*(\lambda, p_0, p_1, q)v'(p_1)$. Proceeding now by differentiating we get the following:

$$-s_{0y}^*(\lambda, p_0, p_1, q) = \lambda \frac{(\varepsilon + \Psi)s_{0y}^*(\lambda, p_0, p_1, q)v(p_0)}{(\varepsilon + \Psi)^2} - \lambda \frac{(\frac{\partial}{\partial y}\Psi)s_0^*(\lambda, p_0, p_1, q)v(p_0)}{(\varepsilon + \Psi)^2}, \quad (37)$$

$$-s_{1y}^*(\lambda, p_0, p_1, q) = \lambda \frac{(\varepsilon + \Psi)(s_{1y}^*(\lambda, p_0, p_1, q)v(p_1) + s_1^*(\lambda, p_0, p_1, q)v'(p_1))}{(\varepsilon + \Psi)^2} - \lambda \frac{(\frac{\partial}{\partial y}\Psi)s_1^*(\lambda, p_0, p_1, q)v(p_1)}{(\varepsilon + \Psi)^2}. \quad (38)$$

Adding these two equations together we get that:

$$\begin{aligned} s_{0y}^*(\lambda, p_0, p_1, q) + s_{1y}^*(\lambda, p_0, p_1, q) &= -\lambda \frac{(\varepsilon + \Psi)(\frac{\partial}{\partial y}\Psi) - (\frac{\partial}{\partial y}\Psi)(\Psi)}{(\varepsilon + \Psi)^2} = -\lambda \varepsilon \frac{\frac{\partial}{\partial y}\Psi}{(\varepsilon + \Psi)^2} \\ &= \lambda \varepsilon \frac{s_{0y}^*(\lambda, p_0, p_1, q)v(p_0) + s_{1y}^*(\lambda, p_0, p_1, q)v(p_1) + s_1^*(\lambda, p_0, p_1, q)v'(p_1)}{(\varepsilon + s_0^*(\lambda, p_0, p_1, q)v(p_0) + s_1^*(\lambda, p_0, p_1, q)v(p_1))^2} \end{aligned}$$

Our next step is to evaluate at $p_1 = p_0$. Note that this step makes all arguments implied so we will drop them to simplify the formulas. We can now rewrite the above equation as follows and begin simplifying:

$$\begin{aligned} s_{0y}^* + s_{1y}^* &= -\lambda \varepsilon \frac{s_{0y}^*v + s_{1y}^*v + s_1^*v'}{(\varepsilon + s_0^*v + s_1^*v)^2}, \\ (s_{0y}^* + s_{1y}^*)(\varepsilon + s_0^*v + s_1^*v)^2 &= -\lambda \varepsilon v(s_{0y}^* + s_{1y}^*) - \lambda \varepsilon s_1^*v', \\ s_{0y}^* + s_{1y}^* &= -\frac{\lambda \varepsilon s_1^*v'}{(\varepsilon + s_0^*v + s_1^*v)^2 + \lambda \varepsilon v}. \end{aligned} \quad (39)$$

We will now use (37) and (39) to solve for $s_{0y}^*(\lambda, p_0, p_0, q)$. Again here we will be dropping arguments, this means we can rewrite (37) as:

$$\begin{aligned} -s_{0y}^* &= \lambda \frac{(\varepsilon + s_0^*v + s_1^*v)s_{0y}^*v}{(\varepsilon + s_0^*v + s_1^*v)^2} - \lambda \frac{(s_{0y}^*v + s_{1y}^*v + s_1^*v')s_0^*v}{(\varepsilon + s_0^*v + s_1^*v)^2}, \\ s_{0y}^* &= -\frac{\lambda v}{(\varepsilon + s_0^*v + s_1^*v)}s_{0y}^* + \frac{\lambda s_0^*v}{(\varepsilon + s_0^*v + s_1^*v)^2}[s_1^*v' + v(s_{0y}^* + s_{1y}^*)]. \end{aligned}$$

Plugging in (39) on the far right of the above line we can simplify as follows:

$$\begin{aligned} s_{0y}^* &= -\frac{\lambda v}{(\varepsilon + s_0^*v + s_1^*v)}s_{0y}^* + \frac{\lambda s_0^*v}{(\varepsilon + s_0^*v + s_1^*v)^2} \left[s_1^*v' - \frac{\lambda \varepsilon v s_1^*v'}{(\varepsilon + s_0^*v + s_1^*v)^2 + \lambda \varepsilon v} \right], \\ s_{0y}^* \left[1 + \frac{\lambda v}{(\varepsilon + s_0^*v + s_1^*v)} \right] &= \frac{\lambda s_0^*v}{(\varepsilon + s_0^*v + s_1^*v)^2} \left[\frac{(\varepsilon + s_0^*v + s_1^*v)^2 s_1^*v' + \lambda \varepsilon v s_1^*v' - \lambda \varepsilon v s_1^*v'}{(\varepsilon + s_0^*v + s_1^*v)^2 + \lambda \varepsilon v} \right], \\ s_{0y}^* \left[1 + \frac{\lambda v}{(\varepsilon + s_0^*v + s_1^*v)} \right] &= \frac{\lambda s_0^*s_1^*v'v}{(\varepsilon + s_0^*v + s_1^*v)^2 + \lambda \varepsilon v}, \\ s_{0y}^* [(\varepsilon + s_0^*v + s_1^*v) + \lambda v] &= \frac{\lambda s_0^*s_1^*v'v(\varepsilon + s_0^*v + s_1^*v)}{(\varepsilon + s_0^*v + s_1^*v)^2 + \lambda \varepsilon v}, \end{aligned}$$

which by dividing across simplifies to:

$$s_{0y}^* = \frac{\lambda s_0^* s_1^* v' v (\varepsilon + s_0^* v + s_1^* v)}{[(\varepsilon + s_0^* v + s_1^* v)^2 + \lambda \varepsilon v][\varepsilon + s_0^* v + s_1^* v + \lambda v]}.$$

Our final step is to note that when $p_1 = p_0 = p$ we have that $s_0^*(\lambda, p, p, q) = (1 - q)s^*(\lambda, p)$ and $s_1^*(\lambda, p, p, q) = qs^*(\lambda, p)$. Plugging in these identities to the above line gives us the following final formula for $s_{0y}^*(\lambda, p, p, q)$:

$$s_{0y}^*(\lambda, p, p, q) = \frac{\lambda q(1 - q)s^*(\lambda, p)^2 v'(p)v(p)(\varepsilon + s^*(\lambda, p)v(p))}{[(\varepsilon + s^*(\lambda, p_0)v(p))^2 + \lambda \varepsilon v(p)][\varepsilon + s^*(\lambda, p_0)v(p) + \lambda v(p)]}.$$

We now want to solve for $s_{1y}^*(\lambda, p, p, q)$. We will again use (39), this time with (38) to solve for $s_{1y}^*(\lambda, p_0, p_0, q)$. Once again we will be dropping implied arguments, allowing us to rewrite (38) as:

$$\begin{aligned} -s_{1y}^* &= \lambda \frac{(\varepsilon + s_0^* v + s_1^* v)(s_{1y}^* v + s_1^* v')}{(\varepsilon + s_0^* v + s_1^* v)^2} - \lambda \frac{(s_{0y}^* v + s_{1y}^* v + s_1^* v')s_1^* v}{(\varepsilon + s_0^* v + s_1^* v)^2}, \\ s_{1y}^* \left[1 + \frac{\lambda v}{(\varepsilon + s_0^* v + s_1^* v)} \right] &= -\frac{\lambda s_1^* v'}{(\varepsilon + s_0^* v + s_1^* v)} + \frac{\lambda s_1^* v}{(\varepsilon + s_0^* v + s_1^* v)^2} [s_1^* v' + v(s_{0y}^* + s_{1y}^*)]. \end{aligned}$$

Plugging in (39) on the far right of the above line we can simplify as follows:

$$\begin{aligned} s_{1y}^* \left[1 + \frac{\lambda v}{(\varepsilon + s_0^* v + s_1^* v)} \right] &= -\frac{\lambda s_1^* v'}{(\varepsilon + s_0^* v + s_1^* v)} + \frac{\lambda s_1^* v}{(\varepsilon + s_0^* v + s_1^* v)^2} \left[s_1^* v' - \frac{\lambda \varepsilon s_1^* v' v}{(\varepsilon + s_0^* v + s_1^* v)^2 + \lambda \varepsilon v} \right], \\ s_{1y}^* \left[1 + \frac{\lambda v}{(\varepsilon + s_0^* v + s_1^* v)} \right] &= -\frac{\lambda s_1^* v'}{(\varepsilon + s_0^* v + s_1^* v)} + \frac{\lambda s_1^* v}{(\varepsilon + s_0^* v + s_1^* v)^2} \left[\frac{s_1^* v' (\varepsilon + s_0^* v + s_1^* v)^2 + \lambda \varepsilon s_1^* v' v - \lambda \varepsilon s_1^* v' v}{(\varepsilon + s_0^* v + s_1^* v)^2 + \lambda \varepsilon v} \right], \\ s_{1y}^* \left[1 + \frac{\lambda v}{(\varepsilon + s_0^* v + s_1^* v)} \right] &= -\frac{\lambda s_1^* v'}{(\varepsilon + s_0^* v + s_1^* v)} + \left[\frac{\lambda s_1^{*2} v' v}{(\varepsilon + s_0^* v + s_1^* v)^2 + \lambda \varepsilon v} \right], \\ s_{1y}^* [(\varepsilon + s_0^* v + s_1^* v) + \lambda v] &= -\lambda s_1^* v' + \left[\frac{\lambda s_1^{*2} v' v (\varepsilon + s_0^* v + s_1^* v)}{(\varepsilon + s_0^* v + s_1^* v)^2 + \lambda \varepsilon v} \right], \end{aligned}$$

which by dividing across simplifies to:

$$s_{1y}^* = \frac{\lambda s_1^{*2} v' v (\varepsilon + s_0^* v + s_1^* v)}{[(\varepsilon + s_0^* v + s_1^* v)^2 + \lambda \varepsilon v][\varepsilon + s_0^* v + s_1^* v + \lambda v]} - \frac{\lambda s_1^* v'}{\varepsilon + s_0^* v + s_1^* v + \lambda v}.$$

As a final step we will again use the fact that when $p_1 = p_0 = p$ we have $s_0^*(\lambda, p, p, q) = (1 - q)s^*(\lambda, p)$ and $s_1^*(\lambda, p, p, q) = qs^*(\lambda, p)$. Plugging in these identities to the above line gives us the following final formula for $s_{1y}^*(\lambda, p, p, q)$:

$$s_{1y}^*(\lambda, p, p, q) = \frac{\lambda q^2 s^*(\lambda, p)^2 v'(p)v(p)(\varepsilon + s^*(\lambda, p)v(p))}{[(\varepsilon + s^*(\lambda, p)v(p))^2 + \lambda \varepsilon v(p)][\varepsilon + s^*(\lambda, p)v(p) + \lambda v(p)]} - \frac{\lambda q s^*(\lambda, p)v'(p)}{\varepsilon + s^*(\lambda, p)v(p) + \lambda v(p)}.$$

Note that this also gives us the following identity:

$$s_{1y}^*(\lambda, p, p, q) = \frac{q}{1 - q} s_{0y}^*(\lambda, p, p, q) - \frac{\lambda q s^*(\lambda, p)v'(p)}{\varepsilon + s^*(\lambda, p)v(p) + \lambda v(p)}.$$

C.2. Derivation of $D_{0x}^{LR}(\lambda, p, p, q)$, $D_{0y}^{LR}(\lambda, p, p, q)$, $D_{1x}^{LR}(\lambda, p, p, q)$ and $D_{1y}^{LR}(\lambda, p, p, q)$, the demand derivatives in listing-side settings

First, note that by using equations (20) and (21) we can express the listing-side demand functions as linear functions of the steady-state mass of available listings as follows:

$$\begin{aligned} D_0^{LR}(\lambda, p, p, q) &= \rho - \frac{s_0^*(\lambda, p, p, q)}{1-q}, \\ D_1^{LR}(\lambda, p, p, q) &= \rho - \frac{s_1^*(\lambda, p, p, q)}{q}. \end{aligned} \quad (40)$$

In Appendix C.1 we found closed form solutions for $s_{0y}^*(\lambda, p, p, q)$ and $s_{1y}^*(\lambda, p, p, q)$. Using these formulas along with equations (40) we can write $D_{0y}^{LR}(\lambda, p, p, q)$ as follows:

$$D_{0y}^{LR}(\lambda, p, p, q) = - \frac{\lambda q s^*(\lambda, p)^2 v'(p) v(p) (\varepsilon + s^*(\lambda, p) v(p))}{[(\varepsilon + s^*(\lambda, p) v(p))^2 + \lambda \varepsilon v(p)] [\varepsilon + s^*(\lambda, p) v(p) + \lambda v(p)]}.$$

And similarly $D_{1y}^{LR}(\lambda, p, p, q)$ as such:

$$D_{1y}^{LR}(\lambda, p, p, q) = - \frac{\lambda q s^*(\lambda, p)^2 v'(p) v(p) (\varepsilon + s^*(\lambda, p) v(p))}{[(\varepsilon + s^*(\lambda, p) v(p))^2 + \lambda \varepsilon v(p)] [\varepsilon + s^*(\lambda, p) v(p) + \lambda v(p)]} + \frac{\lambda s^*(\lambda, p) v'(p)}{\varepsilon + s^*(\lambda, p) v(p) + \lambda v(p)}.$$

Next we need to solve for $D_{0x}^{LR}(\lambda, p, p, q)$ and $D_{1x}^{LR}(\lambda, p, p, q)$. We will do so again using equations (40) but first we need to define $s_{0x}^*(\lambda, p, p, q)$ and $s_{1x}^*(\lambda, p, p, q)$. Note that by symmetry in the setup we must have that $s_{0x}^*(\lambda, p, p, q) = s_{1y}^*(\lambda, p, p, (1-q))$ and $s_{1x}^*(\lambda, p, p, q) = s_{0y}^*(\lambda, p, p, (1-q))$. Using these facts allows us to write the following intermediate formula for $s_{0x}^*(\lambda, p, p, q)$:

$$s_{0x}^*(\lambda, p, p, q) = \frac{\lambda(1-q)^2 s^*(\lambda, p)^2 v'(p) v(p) (\varepsilon + s^*(\lambda, p) v(p))}{[(\varepsilon + s^*(\lambda, p) v(p))^2 + \lambda \varepsilon v(p)] [\varepsilon + s^*(\lambda, p) v(p) + \lambda v(p)]} - \frac{\lambda(1-q) s^*(\lambda, p) v'(p)}{\varepsilon + s^*(\lambda, p) v(p) + \lambda v(p)},$$

and similarly for $s_{1x}^*(\lambda, p, p, q)$:

$$s_{1x}^*(\lambda, p, p, q) = \frac{\lambda q(1-q) s^*(\lambda, p)^2 v'(p) v(p) (\varepsilon + s^*(\lambda, p) v(p))}{[(\varepsilon + s^*(\lambda, p) v(p))^2 + \lambda \varepsilon v(p)] [\varepsilon + s^*(\lambda, p) v(p) + \lambda v(p)]}.$$

Using the above closed form solutions along with equations (40) we can write $D_{0x}^{LR}(\lambda, p, p, q)$ as follows:

$$D_{0x}^{LR}(\lambda, p, p, q) = - \frac{\lambda(1-q) s^*(\lambda, p)^2 v'(p) v(p) (\varepsilon + s^*(\lambda, p) v(p))}{[(\varepsilon + s^*(\lambda, p) v(p))^2 + \lambda \varepsilon v(p)] [\varepsilon + s^*(\lambda, p) v(p) + \lambda v(p)]} + \frac{\lambda s^*(\lambda, p) v'(p)}{\varepsilon + s^*(\lambda, p) v(p) + \lambda v(p)}.$$

And similarly $D_{1x}^{LR}(\lambda, p, p, q)$ as such:

$$D_{1x}^{LR}(\lambda, p, p, q) = - \frac{\lambda(1-q) s^*(\lambda, p)^2 v'(p) v(p) (\varepsilon + s^*(\lambda, p) v(p))}{[(\varepsilon + s^*(\lambda, p) v(p))^2 + \lambda \varepsilon v(p)] [\varepsilon + s^*(\lambda, p) v(p) + \lambda v(p)]}.$$

C.3. Derivation of $s_x^*(\lambda, p, p, q)$ and $s_y^*(\lambda, p, p, q)$ in customer-side settings

First we will derive $s_x^*(\lambda, p, p, q)$. We begin by restating equation (23):

$$\rho - s^*(\lambda, p_0, p_1, q) = \lambda \left[q \frac{s^*(\lambda, p_0, p_1, q) v(p_1)}{\varepsilon + s^*(\lambda, p_0, p_1, q) v(p_1)} + (1-q) \frac{s^*(\lambda, p_0, p_1, q) v(p_0)}{\varepsilon + s^*(\lambda, p_0, p_1, q) v(p_0)} \right].$$

Next, we will differentiate both sides by p_0 . Note that in writing this section only we will drop all arguments from the function s^* as a shorthand notation. We proceed as follows:

$$\begin{aligned} -s_x^* &= \lambda q \frac{(\varepsilon + s^*v(p_1))(s_x^*v(p_1)) - (s^*v(p_1))(s_x^*v(p_1))}{(\varepsilon + s^*v(p_1))^2} \\ &\quad + \lambda(1-q) \frac{(\varepsilon + s^*v(p_0))(s_x^*v(p_0) + s^*v'(p_0)) - (s^*v(p_0))(s_x^*v(p_0) + s^*v'(p_0))}{(\varepsilon + s^*v(p_0))^2}, \\ -s_x^* &= \varepsilon \lambda q \frac{s_x^*v(p_1)}{(\varepsilon + s^*v(p_1))^2} + \varepsilon \lambda(1-q) \frac{s_x^*v(p_0) + s^*v'(p_0)}{(\varepsilon + s^*v(p_0))^2}. \end{aligned}$$

Our next step is to evaluate this quantity at $p_0 = p_1 = p$. Note that when we do this we will also drop the argument from the value function v because it is implied. When we do this we can simplify as follows:

$$\begin{aligned} -s_x^* &= \varepsilon \lambda q \frac{s_x^*v}{(\varepsilon + s^*v)^2} + \varepsilon \lambda(1-q) \frac{s_x^*v + s^*v'}{(\varepsilon + s^*v)^2}, \\ -s_x^*(\varepsilon + s^*v)^2 &= \varepsilon \lambda q s_x^*v + \varepsilon \lambda(1-q) s_x^*v + \varepsilon \lambda(1-q) s^*v', \\ -s_x^*(\varepsilon + s^*v)^2 &= \varepsilon \lambda s_x^*v + \varepsilon \lambda(1-q) s^*v', \\ -s_x^*[(\varepsilon + s^*v)^2 + \varepsilon \lambda v] &= \varepsilon \lambda(1-q) s^*v', \end{aligned}$$

which by dividing across simplifies to our final formula for $s_x^*(\lambda, p, p, q)$:

$$\boxed{s_x^*(\lambda, p, p, q) = -\frac{\varepsilon \lambda(1-q) s^*(\lambda, p, p, q) v'(p)}{(\varepsilon + s^*(\lambda, p, p, q) v(p))^2 + \varepsilon \lambda v(p)}}.$$

Next, we will follow a similar process to derive $s_y^*(\lambda, p, p, q)$. We will again begin at equation (23), this time differentiating both sides by p_1 . Note that in writing this section only we will once again drop all arguments from the function s^* as a shorthand notation. We proceed as follows:

$$\begin{aligned} -s_y^* &= \lambda q \frac{(\varepsilon + s^*v(p_1))(s_y^*v(p_1) + s^*v'(p_1)) - (s^*v(p_1))(s_y^*v(p_1) + s^*v'(p_1))}{(\varepsilon + s^*v(p_1))^2} \\ &\quad + \lambda(1-q) \frac{(\varepsilon + s^*v(p_0))(s_y^*v(p_0)) - (s^*v(p_0))(s_y^*v(p_0))}{(\varepsilon + s^*v(p_0))^2}, \\ -s_y^* &= \varepsilon \lambda q \frac{s_y^*v(p_1) + s^*v'(p_1)}{(\varepsilon + s^*v(p_1))^2} + \varepsilon \lambda(1-q) \frac{s_y^*v(p_0)}{(\varepsilon + s^*v(p_0))^2}. \end{aligned}$$

Our next step is to evaluate the above quantity at $p_0 = p_1 = p$. Note that when we do this we will again drop the argument from the value function v because it is now implied. When we do this we can simplify as follows:

$$\begin{aligned} -s_y^* &= \varepsilon \lambda q \frac{s_y^*v + s^*v'}{(\varepsilon + s^*v)^2} + \varepsilon \lambda(1-q) \frac{s_y^*v}{(\varepsilon + s^*v)^2}, \\ -s_y^*(\varepsilon + s^*v)^2 &= \varepsilon \lambda q s_y^*v + \varepsilon \lambda q s^*v' + \varepsilon \lambda(1-q) s_y^*v, \\ -s_y^*(\varepsilon + s^*v)^2 &= \varepsilon \lambda s_y^*v + \varepsilon \lambda q s^*v', \\ -s_y^*[(\varepsilon + s^*v)^2 + \varepsilon \lambda v] &= \varepsilon \lambda q s^*v', \end{aligned}$$

which by dividing across simplifies to our final formula for $s_y^*(\lambda, p, p, q)$:

$$\boxed{s_y^*(\lambda, p, p, q) = -\frac{\varepsilon \lambda q s^*(\lambda, p, p, q) v'(p)}{(\varepsilon + s^*(\lambda, p, p, q) v(p))^2 + \varepsilon \lambda v(p)}}.$$

C.4. Derivation of $D_{0x}^{CR}(\lambda, p, p, q)$, $D_{0y}^{CR}(\lambda, p, p, q)$, $D_{1x}^{CR}(\lambda, p, p, q)$ and $D_{1y}^{CR}(\lambda, p, p, q)$, the demand derivatives in customer-side settings

These derivations will use both the closed-form formulas for $s_x^*(\lambda, p, p, q)$ and $s_y^*(\lambda, p, p, q)$ that were derived in appendix C.3, as well as equation (24). We begin by restating equations (24):

$$D_0^{CR}(\lambda, p_0, p_1, q) = \lambda \frac{s^*(\lambda, p_0, p_1, q)v(p_0)}{\varepsilon + s^*(\lambda, p_0, p_1, q)v(p_0)},$$

$$D_1^{CR}(\lambda, p_0, p_1, q) = \lambda \frac{s^*(\lambda, p_0, p_1, q)v(p_1)}{\varepsilon + s^*(\lambda, p_0, p_1, q)v(p_1)}.$$

We will first solve for $D_{0x}^{CR}(\lambda, p, p, q)$. Taking the derivative of the first of equations (24) with respect to p_0 we get the following:

$$D_{0x}^{CR}(\lambda, p_0, p_1, q) = \lambda \frac{(\varepsilon + s^*(\lambda, p_0, p_1, q)v(p_0))(s_x^*(\lambda, p_0, p_1, q)v(p_0) + s^*(\lambda, p_0, p_1, q)v'(p_0))}{(\varepsilon + s^*(\lambda, p_0, p_1, q)v(p_0))^2}$$

$$- \lambda \frac{(s^*(\lambda, p_0, p_1, q)v(p_0))(s_x^*(\lambda, p_0, p_1, q)v(p_0) + s^*(\lambda, p_0, p_1, q)v'(p_0))}{(\varepsilon + s^*(\lambda, p_0, p_1, q)v(p_0))^2},$$

$$D_{0x}^{CR}(\lambda, p_0, p_1, q) = \varepsilon \lambda \frac{s_x^*(\lambda, p_0, p_1, q)v(p_0) + s^*(\lambda, p_0, p_1, q)v'(p_0)}{(\varepsilon + s^*(\lambda, p_0, p_1, q)v(p_0))^2}.$$

Next, we will evaluate at $p_0 = p_1 = p$:

$$D_{0x}^{CR}(\lambda, p, p, q) = \varepsilon \lambda \frac{s_x^*(\lambda, p, p, q)v(p) + s^*(\lambda, p, p, q)v'(p)}{(\varepsilon + s^*(\lambda, p, p, q)v(p))^2},$$

$$D_{0x}^{CR}(\lambda, p, p, q) = \varepsilon \lambda \frac{s_x^*(\lambda, p, p, q)v(p)}{(\varepsilon + s^*(\lambda, p, p, q)v(p))^2} + \varepsilon \lambda \frac{s^*(\lambda, p, p, q)v'(p)}{(\varepsilon + s^*(\lambda, p, p, q)v(p))^2}.$$

Plugging in our formula for $s_x^*(\lambda, p, p, q)$ gives us our final formula for $D_{0x}^{CR}(\lambda, p, p, q)$:

$$D_{0x}^{CR}(\lambda, p, p, q) = - \frac{\varepsilon^2 \lambda^2 (1-q) s^*(\lambda, p, p, q) v'(p) v(p)}{[\varepsilon + s^*(\lambda, p, p, q) v(p)]^4 + \varepsilon \lambda v(p) [\varepsilon + s^*(\lambda, p_0, p_1, q) v(p_0)]^2} + \frac{\varepsilon \lambda s^*(\lambda, p, p, q) v'(p)}{(\varepsilon + s^*(\lambda, p, p, q) v(p))^2}.$$

We will next solve for $D_{0y}^{CR}(\lambda, p, p, q)$. Taking the derivative of the first of equations (24) with respect to p_1 we get the following:

$$D_{0y}^{CR}(\lambda, p_0, p_1, q) = \lambda \frac{(\varepsilon + s^*(\lambda, p_0, p_1, q)v(p_0))(s_y^*(\lambda, p_0, p_1, q)v(p_0))}{(\varepsilon + s^*(\lambda, p_0, p_1, q)v(p_0))^2}$$

$$- \lambda \frac{(s^*(\lambda, p_0, p_1, q)v(p_0))(s_y^*(\lambda, p_0, p_1, q)v(p_0))}{(\varepsilon + s^*(\lambda, p_0, p_1, q)v(p_0))^2}$$

$$D_{0y}^{CR}(\lambda, p_0, p_1, q) = \varepsilon \lambda \frac{s_y^*(\lambda, p_0, p_1, q)v(p_0)}{(\varepsilon + s^*(\lambda, p_0, p_1, q)v(p_0))^2}$$

All we need to do now is plug in $p_0 = p_1 = p$, as well as our formula for $s_y^*(\lambda, p, p, q)$. This allows us to write our final formula for $D_{0y}^{CR}(\lambda, p, p, q)$ as follows:

$$D_{0y}^{CR}(\lambda, p, p, q) = - \frac{\varepsilon^2 \lambda^2 q s^*(\lambda, p, p, q) v'(p) v(p)}{[\varepsilon + s^*(\lambda, p, p, q) v(p)]^4 + \varepsilon \lambda v(p) [\varepsilon + s^*(\lambda, p_0, p_1, q) v(p_0)]^2}$$

We now move on to the treatment demand D_{1x}^{CR} . We will first solve for $D_{1x}^{CR}(\lambda, p, p, q)$. Taking the derivative of the second of equations (24) with respect to p_0 we get the following:

$$D_{1x}^{CR}(\lambda, p_0, p_1, q) = \lambda \frac{(\varepsilon + s^*(\lambda, p_0, p_1, q)v(p_1))(s_x^*(\lambda, p_0, p_1, q)v(p_1))}{(\varepsilon + s^*(\lambda, p_0, p_1, q)v(p_1))^2} - \lambda \frac{(s^*(\lambda, p_0, p_1, q)v(p_1))(s_x^*(\lambda, p_0, p_1, q)v(p_1))}{(\varepsilon + s^*(\lambda, p_0, p_1, q)v(p_1))^2}$$

$$D_{1x}^{CR}(\lambda, p_0, p_1, q) = \varepsilon \lambda \frac{s_x^*(\lambda, p_0, p_1, q)v(p_1)}{(\varepsilon + s^*(\lambda, p_0, p_1, q)v(p_1))^2}$$

All we need to do now is plug in $p_0 = p_1 = p$, as well as our formula for $s_x^*(\lambda, p, p, q)$. This allows us to write our final formula for $D_{1x}^{CR}(\lambda, p, p, q)$ as follows:

$$D_{1x}^{CR}(\lambda, p, p, q) = - \frac{\varepsilon^2 \lambda^2 (1-q) s^*(\lambda, p, p, q) v'(p) v(p)}{[\varepsilon + s^*(\lambda, p, p, q) v(p)]^4 + \varepsilon \lambda v(p) [\varepsilon + s^*(\lambda, p_0, p_1, q) v(p_0)]^2}$$

Finally, we will solve for $D_{1y}^{CR}(\lambda, p, p, q)$. Taking the derivative of the second of equations (24) with respect to p_1 we get the following:

$$D_{1y}^{CR}(\lambda, p_0, p_1, q) = \lambda \frac{(\varepsilon + s^*(\lambda, p_0, p_1, q)v(p_1))(s_y^*(\lambda, p_0, p_1, q)v(p_1) + s^*(\lambda, p_0, p_1, q)v'(p_1))}{(\varepsilon + s^*(\lambda, p_0, p_1, q)v(p_1))^2} - \lambda \frac{(s^*(\lambda, p_0, p_1, q)v(p_1))(s_y^*(\lambda, p_0, p_1, q)v(p_1) + s^*(\lambda, p_0, p_1, q)v'(p_1))}{(\varepsilon + s^*(\lambda, p_0, p_1, q)v(p_1))^2},$$

$$D_{1y}^{CR}(\lambda, p_0, p_1, q) = \varepsilon \lambda \frac{s_y^*(\lambda, p_0, p_1, q)v(p_1) + s^*(\lambda, p_0, p_1, q)v'(p_1)}{(\varepsilon + s^*(\lambda, p_0, p_1, q)v(p_1))^2}$$

Next, we will evaluate at $p_0 = p_1 = p$:

$$D_{1y}^{CR}(\lambda, p, p, q) = \varepsilon \lambda \frac{s_y^*(\lambda, p, p, q)v(p) + s^*(\lambda, p, p, q)v'(p)}{(\varepsilon + s^*(\lambda, p, p, q)v(p))^2},$$

$$D_{1y}^{CR}(\lambda, p, p, q) = \varepsilon \lambda \frac{s_y^*(\lambda, p, p, q)v(p)}{(\varepsilon + s^*(\lambda, p, p, q)v(p))^2} + \varepsilon \lambda \frac{s^*(\lambda, p, p, q)v'(p)}{(\varepsilon + s^*(\lambda, p, p, q)v(p))^2}.$$

Our final step is to plug in our formula for $s_y^*(\lambda, p, p, q)$ which gives us our final formula for $D_{1y}^{CR}(\lambda, p, p, q)$:

$$D_{1y}^{CR}(\lambda, p, p, q) = - \frac{\varepsilon^2 \lambda^2 q s^*(\lambda, p, p, q) v'(p) v(p)}{[\varepsilon + s^*(\lambda, p, p, q) v(p)]^4 + \varepsilon \lambda v(p) [\varepsilon + s^*(\lambda, p_0, p_1, q) v(p_0)]^2} + \frac{\varepsilon \lambda s^*(\lambda, p, p, q) v'(p)}{(\varepsilon + s^*(\lambda, p, p, q) v(p))^2}$$