

FairWASP: Fast and Optimal Fair Wasserstein Pre-processing

Zikai Xiong¹, Niccolò Dalmaso^{2,*}, Alan Mishler²,
Vamsi K. Potluru², Tucker Balch², Manuela Veloso²

¹Massachusetts Institute of Technology

²J.P. Morgan AI Research, New York

zikai@mit.edu, niccolo.dalmaso@jpmchase.com

Abstract

Recent years have seen a surge of machine learning approaches aimed at reducing disparities in model outputs across different subgroups. In many settings, training data may be used in multiple downstream applications by different users, which means it may be most effective to intervene on the training data itself. In this work, we present FairWASP, a novel pre-processing approach designed to reduce disparities in classification datasets without modifying the original data. FairWASP returns sample-level weights such that the reweighted dataset minimizes the Wasserstein distance to the original dataset while satisfying (an empirical version of) demographic parity, a popular fairness criterion. We show theoretically that integer weights are optimal, which means our method can be equivalently understood as duplicating or eliminating samples. FairWASP can therefore be used to construct datasets which can be fed into any classification method, not just methods which accept sample weights. Our work is based on reformulating the pre-processing task as a large-scale mixed-integer program (MIP), for which we propose a highly efficient algorithm based on the cutting plane method. Experiments demonstrate that our proposed optimization algorithm significantly outperforms state-of-the-art commercial solvers in solving both the MIP and its linear program relaxation. Further experiments highlight the competitive performance of FairWASP in reducing disparities while preserving accuracy in downstream classification settings.

1 Introduction

Machine learning is increasingly involved in decision making that impacts people’s lives (Sloane, Moss, and Chowdhury 2022; Zhang et al. 2022). There is concern that models may inherit from the data bias against subgroups defined by race, gender, or other protected characteristics. Accordingly, there is a vast literature on methods to make machine learning models “fair.” While there is no consensus about what it means for a model to be fair or unfair in a given setting, these methods commonly aim to minimize disparities in model outputs or model performance across different subgroups.

Fair machine learning methods are traditionally divided into three categories: (i) *pre-processing* methods intervene on the training data, (ii) *in-processing* methods apply con-

straints or regularizers during the model training process itself, and (iii) *post-processing* methods alter the outputs of previously trained models. See Hort et al. (2022) for a recent review of methods across all three categories.

Among these three, no one category of methods clearly dominates the others in terms of performance. Pre-processing methods are useful when the person who generates or maintains a dataset is not the same as the person who will be using it to train a model (Feldman et al. 2015), or when a dataset may be used to train multiple models. These methods typically require no knowledge of downstream models, so they are in principle compatible with any subsequent machine learning procedure.

Many pre-processing methods operate by changing the feature values or labels of the training data (Calders, Kamiran, and Pechenizkiy 2009; Žliobaite, Kamiran, and Calders 2011), subsampling or oversampling the data (Kamiran and Calders 2010; Yan, Kao, and Ferrara 2020; Chakraborty, Majumder, and Menzies 2021; Salazar et al. 2021), and/or generating synthetic data (Xu et al. 2018; Salimi et al. 2019). In high-stakes settings such as finance and healthcare, however, it may be unethical or even illegal to alter customer or patient attributes or labels, e.g. with current data regulations in the European Union (GDPR) or health information (HIPAA) in the United States. Maintaining separate, modified versions of datasets is possible but may be costly for large datasets. An alternative is to learn a set of sample weights that can be passed to a learning method at training time (Calders, Kamiran, and Pechenizkiy 2009; Chai and Wang 2022; Jiang and Nachum 2020; Li and Liu 2022). While there are many methods that do this, they focus on satisfying fairness constraints without providing guarantees about how much they alter the distribution of the data.

Contributions We present FairWASP, a novel pre-processing method that learns a set of sample weights for classification datasets without modifying the training data. FairWASP minimizes the Wasserstein distance between the original and reweighted datasets while ensuring that the reweighted dataset satisfies (an empirical version of) demographic parity, a popular fairness criterion, which we detail in Section 3. Our contributions are as follows:

1. Since directly solving the target optimization problem is computationally infeasible, we provide a three-step re-

*Corresponding Author

formulation that leads to a tractable linear program in Section 4. We prove that the solution to this linear program is a solution to the original problem under a mild assumption and show theoretically that, over the set of real-valued weights, integer-valued weights are in fact optimal. This means that FairWASP can be understood equivalently as indicating which samples (rows) of the dataset should be duplicated or deleted at training time, so it is compatible with any downstream classification algorithm, not just algorithms that accept sample weights.

2. We contribute a highly efficient algorithm to solve the reformulated linear program (Section 5), that vastly outperforms state-of-the-art commercial solvers.
3. We extend FairWASP to satisfy a separate but equivalent definition of demographic parity (Section 6) by leveraging the linear program reformulation above.
4. We empirically show that FairWASP achieves competitive performance in reducing disparities while preserving accuracy in downstream classification settings when compared to existing pre-processing methods (Section 7).

See the Supplementary Materials for complete proofs of theoretical claims, more discussion, and details on our algorithm and experiments results.

2 Background

Setup Consider a dataset of n i.i.d. samples $\{Z_i = (D_i, X_i, Y_i)\}_{i=1}^n$ drawn from a joint distribution $p_Z = p_{D,X,Y}$ with domain $\mathcal{Z} = \mathcal{D} \times \mathcal{X} \times \mathcal{Y}$. In this context, D represents one or more protected variables such as gender or race, X indicates additional features used for decision-making, and Y is the decision outcome. For example, Y_i could represent a loan approval decision for individual i , based on demographic data D_i and credit score X_i . Learning tasks typically aim at learning the conditional distribution $P(Y|X)$ or $P(Y|X, D)$ from the samples $\{Z_i\}_{i=1}^n$. In this paper, we assume that the number of demographic classes $|\mathcal{D}|$ and the number of outcome levels $|\mathcal{Y}|$ are significantly smaller than n .

Demographic Parity (DP) Demographic parity (DP), also known as statistical parity, requires an outcome variable to be statistically independent of a sensitive feature (Dwork et al. 2012). This could mean, for example, that an algorithm used to screen resumes for interviews is required to recommend equal proportions of female and male applicants. DP is arguably the most widely studied fairness criterion to date (Hort et al. 2022). Violations of DP may be measured in different ways. For FairWASP, we adopt a measure similar to Dwork et al. (2012) and Calmon et al. (2017), namely the distances between the marginal distribution of an outcome variable and the distributions of that outcome variable conditional on levels of a sensitive feature. Additionally, we show in Section 6 that measuring DP as the distance between outcome distributions for each level of the sensitive feature (Calmon et al. 2017) can also be reformulated in a similar way as the FairWASP optimization problem.

Pre-processing via Reweighting Calders, Kamiran, and Pechenizkiy (2009) proposed utilizing a set of sample weights based on the sensitive feature and the outcome variable to target DP. Since then, a variety of papers have utilized similar reweighting approaches (Kamiran and Calders 2010; Jiang and Nachum 2020; Chai and Wang 2022; Li and Liu 2022). However, previous papers provide no guarantees about how the sample weights will change the overall distribution of the data. If the weights alter the distribution of the data significantly, the downstream model might not learn the correct conditional distribution between target variables and features, i.e., $P(Y|X)$ or $P(Y|X, D)$. While minimizing data perturbation has been considered in pre-processing papers which seek to learn transformations of the data itself (Zemel et al. 2013; Calmon et al. 2017), to our knowledge, FairWASP is the first reweighting approach that seeks to minimize the overall distributional distance from the original data.

Wasserstein Distance The general Wasserstein distance (or optimal transport metric) between two probability distributions (μ, ν) supported on a metric space \mathcal{X} is defined as the optimal objective of the (possibly infinite-dimensional) linear program (LP):

$$\mathcal{W}_c(\mu, \nu) \stackrel{\text{def.}}{=} \min_{\pi \in \Pi(\mu, \nu)} \int_{\mathcal{X} \times \mathcal{X}} c(x, y) d\pi(x, y), \quad (1)$$

where $\Pi(\mu, \nu)$ is the set of couplings composed of joint probability distributions over the product space $\mathcal{X} \times \mathcal{X}$ with marginals (μ, ν) . Equation (1) is also called the Kantorovitch formulation of optimal transport (Kantorovitch 1958). Here, $c(x, y)$ represents the “cost” to move a unit of mass from x to y . A typical choice in space \mathcal{X} with metric $d_{\mathcal{X}}$ is $c(x, y) = d_{\mathcal{X}}(x, y)^p$ for $p \geq 1$, and then $\mathcal{W}_c^{1/p}$ is referred to as the p -Wasserstein distance between probability measures. Using the Wasserstein distance between distributions is particularly useful as it provides a bound for functions applied to samples from those distributions. In other words, define the following deviation:

$$d(\mu, \nu) \stackrel{\text{def.}}{=} \sup_{f \in \mathcal{F}} |\mathbb{E}_{z \sim \mu} f(z) - \mathbb{E}_{z \sim \nu} f(z)|,$$

where \mathcal{F} is a family of functions f . If $\mathcal{F} = Lip_1$, the class of Lipschitz-continuous functions with Lipschitz constant of 1, then the deviation $d(\mu, \nu)$ is equal to the 1-Wasserstein distance (Santambrogio 2015; Villani et al. 2009). Analogous bounds can be derived for the 2-Wasserstein distance when $\mathcal{F} = \{f \mid \|f\|_{\mathcal{S}^1(\mu)} \leq 1\}$, the class of functions with unitary norm over the Sobolev space $\mathcal{S} = \{f \in L^2 \mid \partial_{x_i} f \in L^2\}$ (Claici, Genevay, and Solomon 2018). This fact provides a theoretical intuition for downstream utility preservation, i.e., the closer two distributions are in Wasserstein distance, the more similar the downstream performance of learning models trained on such distributions is expected to be. Finally, the Wasserstein distance has been used to express fairness constraints in several in-processing methods (Chzhen et al. 2020; Chzhen and Schreuder 2022). To our knowledge, however, it has not previously been used in a pre-processing setting.

3 FairWASP Optimization Problem

In this section we propose FairWASP, which casts dataset pre-processing as an optimization problem that aims at minimizing the distance to the original data distribution while satisfying fairness constraints.

Given a dataset $Z = \{(D_i, X_i, Y_i)\}_{i=1}^n$, we can write the reweighted distribution of the dataset as:

$$p_{Z;\theta} \stackrel{\text{def.}}{=} \frac{1}{n} \sum_{i=1}^n \theta_i \delta_{Z_i},$$

with $\{\theta_i\}_{i \in [n]}$ such that $\sum_i \theta_i = n$, and Dirac measures δ_{Z_i} centered on Z_i . Here $[n] \stackrel{\text{def.}}{=} \{1, 2, \dots, n\}$. Note that the empirical distribution of the original dataset can be written in the form above by setting $\theta_i = e_i = 1$ for any i , i.e., $p_{Z;e} = \frac{1}{n} \sum_{i=1}^n e_i \delta_{Z_i}$. We will use e to represent the n -vector with all entries being 1. We use the Wasserstein distance between $p_{Z;\theta}$ and $p_{Z;e}$ to measure the discrepancy between the original and reweighted datasets. To control for discrimination, we adopt the fairness constraints proposed by Calmon et al. (2017), which are equivalent to imposing demographic parity over the original dataset. In our formulation, this translates to requiring the conditional distribution for all possible values of D under the weights $\{\theta_i\}_{i \in [n]}$ to closely align with the marginal distribution over Y in the original dataset, which we denote p_Y ,

$$J(p_{Z;\theta}(Y = y|D = d), p_Y(y)) \leq \epsilon, \forall d \in \mathcal{D}, y \in \mathcal{Y} \quad (2)$$

where $J(\cdot, \cdot)$ denotes a distance function between scalars. We will use the shorthand $p_{Z;\theta}(y|d)$ for $p_{Z;\theta}(Y = y|D = d)$. This definition corresponds to the enforcing demographic parity by constraining the selection rates across groups $D = d$ to be equal to the overall selection rate. However, unlike Calmon et al. (2017) who defined $J(p, q)$ as $|\frac{p}{q} - 1|$, we define J as the subsequent symmetric probability ratio measure:

$$J(p, q) = \max \left\{ \frac{p}{q} - 1, \frac{q}{p} - 1 \right\}. \quad (3)$$

We believe our definition is more practical and theoretically sound because it is symmetric with respect to p and q . We note that the two definitions are equivalent when $p > q$ and similar when p is not much smaller than q .

Our proposed approach FairWASP finds *integer* weights $\{\theta_i\}_{i \in [n]}$ via solving the following optimization problem:

$$\begin{aligned} \min_{\theta \in \mathcal{I}^n \cap \Delta_n} \mathcal{W}_c(p_{Z;\theta}, p_{Z;e}) \\ \text{s.t. } J(p_{Z;\theta}(y|d), p_Y(y)) \leq \epsilon, \forall d \in \mathcal{D}, y \in \mathcal{Y}, \end{aligned} \quad (4)$$

where \mathcal{I}^n is the set of integer vectors in \mathbb{R}^n , and Δ_n is the set of valid weights $\{\theta \in \mathbb{R}_+^n : \sum_{i=1}^n \theta_i = n\}$. The use of integer weights can be understood simply as duplicating or eliminating samples in the original datasets. This is in contrast with other approaches such as Kamiran and Calders (2012) and Bachem, Lucic, and Krause (2017), in which the sample-level weights are *real-valued*. The problem of solving the optimal real-valued weights is instead as follows:

$$\begin{aligned} \min_{\theta \in \Delta_n} \mathcal{W}_c(p_{Z;\theta}, p_{Z;e}) \\ \text{s.t. } J(p_{Z;\theta}(y|d), p_Y(y)) \leq \epsilon, \forall d \in \mathcal{D}, y \in \mathcal{Y}. \end{aligned} \quad (5)$$

Note that (5) is in fact an LP relaxation of (4). In practice, using real-valued weights requires either (i) resampling each sample proportionally to its weight, which introduces statistical noise in the reweighted distribution, or (ii) including sample weights in the loss function during the learning process. Using integer weights, however, ensures the constructed dataset has exactly the optimal reweighted distribution (in the sense of (4) and (5)), and the reweighted dataset can be fed into any classification method, not just methods which accept sample weights. In addition, Theorem 3 and Lemma 4 show that using integer weights achieves the optimal value of the objective in the optimization problem for real-valued weights, i.e., the optimal solution of (4) is also an optimal solution for (5).

4 Reformulations of the Optimization Problem

In this section, we provide a computationally tractable equivalent formulation of (4). In Step 1, we reformulate (4) as a mixed-integer program (MIP). However, directly solving this problem is infeasible due to its scale. In Step 2, we demonstrate that, through specific reformulations, the dual of the LP relaxation becomes more computationally manageable. In Step 3, we prove that the solution of the dual problem can lead to an optimal solution of (4).

Step 1: Reformulating (4) as a MIP

First, we show that the constraint (2) can be reformulated as linear constraints on θ of the form $A\theta \geq \mathbf{0}$. The conditional probability in constraint (2) can be rewritten as

$$p_{Z;\theta}(y|d) = \frac{\sum_{i \in [n]: d_i=d, y_i=y} \theta_i}{\sum_{i \in [n]: d_i=d} \theta_i}.$$

By substituting the definition of the distance $J(\cdot, \cdot)$ from (3), the fairness constraints equivalently become linear constraints on $\{\theta_i\}_{i=1}^n$ (via inverting a fractional linear transformation), taking the following form for all $d \in \mathcal{D}, y \in \mathcal{Y}$:

$$\begin{aligned} \sum_{i \in [n]: d_i=d, y_i=y} \theta_i \leq (1 + \epsilon) \cdot p_Y(y) \cdot \sum_{i \in [n]: d_i=d} \theta_i, \\ \sum_{i \in [n]: d_i=d, y_i=y} \theta_i \geq \frac{1}{1 + \epsilon} \cdot p_Y(y) \cdot \sum_{i \in [n]: d_i=d} \theta_i. \end{aligned} \quad (6)$$

In total, (6) defines $2|\mathcal{Y}||\mathcal{D}|$ linear constraints on θ in the format of $A\theta \geq \mathbf{0}$, where A is a $2|\mathcal{Y}||\mathcal{D}|$ -row matrix¹.

Regarding the objective, the Wasserstein distance can be equivalently formulated as a linear program with n^2 variables (Peyré, Cuturi et al. 2019). Let $C \in \mathbb{R}^{n \times n}$ represent the matrix formed by the transportation costs, i.e., $C_{ij} = c(z_i, z_j)$. Then, according to definition (1), the objective function $\mathcal{W}_c(p_{Z;\theta}, p_{Z;e})$ is given by the optimal objective of the following problem:

$$\min_{P \in \mathbb{R}^{n \times n}} \langle C, P \rangle \text{ s.t. } Pe = e, P^\top e = \theta, P \geq \mathbf{0}_{n \times n} \quad (7)$$

where $\langle \cdot, \cdot \rangle$ is the Frobenius inner product and recall that $e = 1$ is the vector of ones. Hence, the integer-weight opti-

¹Note that when Y is binary, e.g., $\mathcal{Y} = \{0, 1\}$, half of the linear constraints induced by (2) are redundant and can be removed.

mization problem in (4) is equivalent to the following MIP:

$$\begin{aligned} \min_{\theta \in \mathbb{R}^n, P \in \mathbb{R}^{n \times n}} \quad & \langle C, P \rangle \\ \text{s.t.} \quad & Pe = e, P^\top e = \theta, P \geq \mathbf{0}_{n \times n} \\ & \theta \in \mathcal{I}^n \cap \Delta_n, A\theta \geq \mathbf{0} \end{aligned} \quad (8)$$

Similarly, the real-valued weights problem in (5) is equivalent to the following LP:

$$\begin{aligned} \min_{\theta \in \mathbb{R}^n, P \in \mathbb{R}^{n \times n}} \quad & \langle C, P \rangle \\ \text{s.t.} \quad & Pe = e, P^\top e = \theta, P \geq \mathbf{0}_{n \times n} \\ & \theta \in \Delta_n, A\theta \geq \mathbf{0} \end{aligned} \quad (9)$$

Note that (9) is actually also the LP relaxation of (8). However, this reformulation is not yet practically useful as problem (9) involves $O(n^2)$ variables, which poses a challenge for both conventional LP algorithms and state-of-the-art MIP methods, such as the LP based branch-and-bound methods (Gurobi Optimization, LLC 2023).

Step 2: Dual Problem of the LP Relaxation

In this step, we propose a solution of the LP relaxation (9) by considering its dual problem.

First, note that some constraints are currently redundant. For any feasible (θ, P) , θ already lies in Δ_n : given a feasible P , we have (i) $\theta = P^\top e$, (ii) $e^\top e = n$ and (iii) $Pe = e$, so it follows that $\theta^\top e = e^\top Pe = e^\top e = n$. Consequently, we can replace θ with Pe and reformulate (9) equivalently as:

$$\min_{P \in \mathbb{R}^{n \times n}} \langle C, P \rangle \quad \text{s.t.} \quad Pe = e, P \geq \mathbf{0}_{n \times n}, AP^\top e \geq \mathbf{0}. \quad (\text{P})$$

Therefore, the optimal θ^* of (9) can be reconstructed from the optimal P^* of (P) using $\theta^* = (P^*)^\top e$.

Second, we use a property of LP problems to reformulate (P). When the feasible set of the LP problem (P) is nonempty and the optimal solution P^* exists, P^* is part of a saddle point of the saddle-point problem on the Lagrangian,

$$\min_{P \in S_n} \max_{\lambda \in \mathbb{R}_+^m} L(P, \lambda) \stackrel{\text{def.}}{=} \langle C, P \rangle - \lambda^\top AP^\top e \quad (\text{PD})$$

where $S_n \stackrel{\text{def.}}{=} \{P \in \mathbb{R}^{n \times n} : Pe = e, P \geq \mathbf{0}_{n \times n}\}$. Since $L(\cdot, \cdot)$ is bilinear, the minimax theorem (Du and Pardalos 1995) guarantees that (PD) is equivalent to $\max_{\lambda \in \mathbb{R}_+^m} \min_{P \in S_n} L(P, \lambda)$. This is then equal to the dual:

$$\max_{\lambda \geq \mathbf{0}} -F(\lambda), \quad \text{where } F(\lambda) \stackrel{\text{def.}}{=} \max_{P \in S_n} \langle \bar{C}, P \rangle \quad (\text{D})$$

where $\bar{C} = \sum_{j=1}^m \lambda_j e a_j^\top - C$ and a_j^\top is the j -th row of A .

Unlike the problem in (9), the dual problem (D) can be directly solved, as we show in Lemma 1 below.

Lemma 1. *For function $G(\bar{C}) \stackrel{\text{def.}}{=} \max_{P \in S_n} \langle \bar{C}, P \rangle$, it is a convex function of \bar{C} in $\mathbb{R}^{n \times n}$. It has the following function value and subgradient. For each $i \in [n]$, let $\bar{c}_{ij_i^*}$ denote a largest component on the i -th row of \bar{C} , then $G(\bar{C}) = \sum_{i=1}^n \bar{c}_{ij_i^*}$. Define the components of $P^* \in \mathbb{R}^{n \times n}$ as*

$$p_{ij} = \begin{cases} 0, & \text{if } j \neq j_i^* \\ 1, & \text{if } j = j_i^* \end{cases} \quad (10)$$

and then $P^* \in \arg \max_{P \in S_n} \langle \bar{C}, P \rangle$ and $P^* \in \partial G(\bar{C})$.

Proof Sketch. The proof directly uses the convexity of the maximum LP's optimal objective on the cost function. The problem can be divided into independent separate smaller LP on simplexes, each having a closed-form maximizer. \square

Due to the chain rule, Lemma 1 shows that $F(\lambda)$ is convex and the function values and subgradients of $F(\lambda) = G(\sum_{j=1}^m \lambda_j e a_j^\top - C)$ can be computed as well. This implies (D) is equivalent to

$$\min_{\lambda \in \mathbb{R}_+^m} F(\lambda), \quad (\text{D-2})$$

whose objective function $F(\cdot)$ is a convex function of λ (see Lemma 1). Here m is the number of rows in matrix A , which as shown before is at most $2|\mathcal{Y}||\mathcal{D}| \ll n$. Reformulation (D-2) is important as it makes it possible to use methods that need only subgradients of the dual problem (D), such as the subgradient descent method and the cutting plane method (Nesterov 2018), as we show below in Section 5.

Finally, we consider the implications for the uniqueness of the primal optimal solution P^* .

Assumption 1. *The problem $\min_{P \in S_n} \langle C - \sum_{j=1}^m \lambda_j^* e a_j^\top, P \rangle$ has a unique minimizer for the optimal solution λ^* for (D).*

Corollary 2. *Under Assumption 1, the primal optimal solution P^* given by Lemma 1 is the unique maximizer of $\max_{P \in S_n} \langle \bar{C}, P \rangle$.*

Proof. Once the optimal λ^* of (D) is computed, using Assumption 1 the optimal solution P^* of (P) then lies in $\arg \min_{P \in S_n} L(P, \lambda^*)$, or equivalently $\arg \max_{P \in S_n} \langle \sum_{j=1}^m \lambda_j^* e a_j^\top - C, P \rangle$. \square

Assumption 1 ensures there are no ties when calculating the row-wise max in the \bar{C} matrix. Ties occur only for \bar{C} in a set of measure zero, as the set of \bar{C} such that $\max_{P \in S_n} \langle \bar{C}, P \rangle$ has multiple maximizers is the \bar{C} with a row containing two or more largest components, which is of a strictly smaller dimension than the full space and thus zero measure. In practice, Assumption 1 holds almost always due to rounding errors and the termination tolerance when computing the optimal solution λ^* .

Step 3: Using the Dual Solution to Solve the Original MIP

In this section, we show how to recover the optimal P^* and θ^* of (9) given the optimal solution λ^* of (D). The following theorem demonstrates that the optimal solution (θ^*, P^*) of the LP (9) recovered in this manner is also optimal for the MIP (8).

Theorem 3. *Let λ^* be an optimal dual solution of (D) and let Assumption 1 hold. P^* is an optimal primal solution obtained through Lemma 1 using the form of (10). Then it holds that $\theta^* = (P^*)^\top e$ and P^* are optimal solutions for both the LP (9) and the MIP (8).*

Proof Sketch. The proof uses the fact that problems (9) and (8) have the same objective function while the feasible set of (8) is smaller than that of (9), so if an optimal solution of (9) is also feasible for (8), then it is optimal for (8) as well. \square

Algorithm 1: General Cutting Plane Method for (D-2)

- 1: Choose a bounded set E_0 containing an optimal solution
- 2: **for** k from 0 to n **do**
- 3: Choose λ^k from E_k
- 4: Compute $g \in \mathbb{R}^m$ such that

$$g^\top \lambda^k \geq g^\top \lambda^* \text{ for any } \lambda^* \in \Lambda^*$$

- 5: Choose $E_{k+1} \supseteq \{\lambda \in E_k : g^\top \lambda \leq g^\top \lambda^k\}$
 - 6: **end for**
-

Theorem 3 shows that once (9) is solved by the dual problem (D), then (8) can be solved immediately. Finally, we can then also conclude that the solutions found by FairWASP are optimal even among real-valued weights.

Lemma 4. *When Assumption 1 holds, the optimal integer-weight solution of (4) is as good as the optimal real-valued-weight solution of (5).*

5 Cutting Plane Method for the Reformulated Problem

The cutting plane method (Khachiyan 1980) is a class of methods for convex problems in settings where the *separation oracle* is accessible. For any $\lambda \in \mathbb{R}^m$ in problem (D-2), a separation oracle is an operator that returns a vector g such that $g^\top \lambda \geq g^\top \lambda^*$ for any $\lambda^* \in \Lambda^*$, where Λ^* denotes the set of optimal solutions. The cutting plane method iteratively makes use of the separation oracle to restrict the feasible sets until convergence². Algorithm 1 shows a pseudo-code breakdown of the cutting plane algorithm; variants of the cutting plane methods differ in the implementation of lines 3 and 5 (see Nesterov 2018 for more details).

For the problem (D-2), a separation oracle (line 4 in Algorithm 1) can be obtained from the subgradients, which are efficiently accessible according to Lemma 1. Corollary 5 below provides an analysis of both time and space complexity; see Supplementary Material A for more details on the separation oracle, implementation, and the proof.

Corollary 5. *With efficient computation and space management, the cutting plane method is able to solve the problem (D-2) within $\tilde{O}(n^2 + |\mathcal{D}|^2 |\mathcal{Y}|^2 n \cdot \log(R/\varepsilon))$ flops and $O(n|\mathcal{D}||\mathcal{Y}|)$ space.³*

Comparison with Other LP Algorithms Table 1 compares theoretical complexities and convergence rates of our cutting plane method implementation with the traditional simplex method and interior point method, as well as a recently proposed practical first-order method (Applegate et al. 2022, 2021) based on the primal-dual hybrid gradient (PDHG). Other LP algorithms, such as (Wang et al. 2022), are only for problems with special structures. Note that the

²In our case, convergence is achieved when the gap between the primal and dual problems is lower than a given tolerance.

³We use the notation $\tilde{O}(\cdot)$ to hide $m, n, |\mathcal{D}|$, and $|\mathcal{Y}|$ in the logarithm function. Here R denotes the maximum norm of the optimal solutions of (D-2)

Method	Conv.	Time		Space
		Init.	Per Iter.	
Ours	Fast	$O(n^2)$	$O(n \mathcal{D} \mathcal{Y})$	$O(n \mathcal{D} \mathcal{Y})$
Simplex	Slow	$O(n^2)$	$O(n^3)$	$O(n^2)$
IPM	Fast	$O(n^2)$	$O(n^3)$	$O(n^2)$
PDHG	Slow	$O(n^2)$	$O(n^2)$	$O(n^2)$

Table 1: Convergence speeds and complexity of different LP algorithms.

original LP problem (9) has $O(n)$ constraints and $O(n^2)$ nonnegative variables, which scale badly with large values of n . Table 1 has already considered the benefit of sparse matrix multiplication; see Section 7 for an empirical comparison of the computational efficiency of our cutting plane algorithm against existing commercial solvers, and Supplementary Material A for more details on the comparison.

6 FairWASP-PW: Extension to Pairwise Demographic Parity Constraints

As pointed out in Calmon et al. (2017), demographic parity can be expressed in multiple equivalent forms. In particular, we can rewrite (2) to constrain the selection rates to be (approximately) equal across groups $D = d$, rather than constraining them to be equal to the marginal distribution of Y in the original dataset:

$$J(p_{Z;\theta}(y|d_1), p_{Z;\theta}(y|d_2)) \leq \epsilon, \forall d_1, d_2 \in \mathcal{D}, y \in \mathcal{Y}. \quad (11)$$

This turns the optimization problem in (4) into:

$$\begin{aligned} & \min_{\theta \in \mathcal{I}^n \cap \Delta_n} \mathcal{W}_c(p_{Z;\theta}, p_{Z;e}) \\ & \text{s.t. } J(p_{Z;\theta}(y|d_1), p_{Z;\theta}(y|d_2)) \leq \epsilon, \forall d_1, d_2 \in \mathcal{D}, y \in \mathcal{Y}. \end{aligned} \quad (12)$$

This section introduces FairWASP-PW, which extends FairWASP to constraints (11). We show how to solve (12) by (i) pointing out a connection between constraints (2) and (11), (ii) reformulating problem (12) and connecting it to problem (4), and (iii) solving (12) via zero-th order optimization.

(1) Connection between constraints (2) and (11). For any $|\mathcal{Y}|$ -vector $t \in [0, 1]^{|\mathcal{Y}|}$ denoting the marginal distribution $p_Y(y)$ in (2), let $\Theta_{\epsilon;t}$ denote the θ that satisfies the fairness constraint (2):

$$\Theta_{\epsilon;t} \stackrel{\text{def.}}{=} \{\theta \in \Delta_n : J(p_{Z;\theta}(y|d), t) \leq \epsilon, \forall d \in \mathcal{D}, y \in \mathcal{Y}\}. \quad (13)$$

Hence, the feasible sets of (4) under constraint (2) is $\mathcal{I}^n \cap \Theta_{\epsilon;\bar{t}}$, where $\bar{t}_y = p_Y(y)$. As for the feasible set of problem (12) under constraint (11), define

$$\Theta_\epsilon \stackrel{\text{def.}}{=} \left\{ \theta \in \Delta_n : \begin{array}{l} J(p_{Z;\theta}(y|d_1), p_{Z;\theta}(y|d_2)) \leq \epsilon, \\ \forall d_1, d_2 \in \mathcal{D}, y \in \mathcal{Y} \end{array} \right\}, \quad (14)$$

obtaining $\mathcal{I}^n \cap \Theta_\epsilon$ as the corresponding feasible set.

The following lemma shows how the feasible set for problem (4) is a subset of problem (12)'s feasible set. More specifically, Θ_ϵ is equal to the union of $\Theta_{\bar{\epsilon};\bar{t}}$ for all $\bar{t} \in [0, 1]^{|\mathcal{Y}|}$ and a certain $\bar{\epsilon}$.

Lemma 6. Let $\Theta_{\epsilon;t}$ and Θ_{ϵ} be defined as (13) and (14), then it holds that for any $\epsilon \in [0, 1]$, $\Theta_{\epsilon} = \bigcup_{t \in [0,1]^{\mathcal{Y}}} \Theta_{\epsilon;t}$, in which $\bar{\epsilon} = \sqrt{1 + \epsilon} - 1$.

Proof Sketch. Inclusion from both sides can be shown via constructing an element of each set respectively. \square

Note that Θ_{ϵ} is not convex, as the union of convex sets is not necessarily convex, making problem (12) not convex.

(2) Reformulation of Problem (12). Using Lemma 6, we can rewrite problem (12) as:

$$\min_{\theta \in \mathbb{R}^n} \mathcal{W}_c(p_Z; \theta, p_Z; e) \text{ s.t. } \theta \in \mathcal{I}^n \cap \left(\bigcup_{t \in [0,1]^{\mathcal{Y}}} \Theta_{\bar{\epsilon};t} \right), \quad (15)$$

which is in turn equivalent to the following problem that simultaneously optimizes over t :

$$\min_{\theta \in \mathbb{R}^n, t \in [0,1]^{\mathcal{Y}}} \mathcal{W}_c(p_Z; \theta, p_Z; e) \text{ s.t. } \theta \in \mathcal{I}^n \cap \Theta_{\bar{\epsilon};t}. \quad (16)$$

Compared with problem (4), problem (16) has t as part of the decision variables with $p_Y(y) = t$ and $\epsilon = \bar{\epsilon}$. In other words, if we denote $H_I(t; \bar{\epsilon})$ the optimal objective values for the MIP in (4), then (16) is equal to:

$$\min_{t \in [0,1]^{\mathcal{Y}}} H_I(t; \bar{\epsilon}). \quad (17)$$

Once the optimal t^* of (17) is obtained, fixing $t = t^*$ in (16) and optimizing over θ yields the optimal weights θ^* .

(3) Zero-th Order Optimization Methods for (17). We propose to employ zero-th order optimization methods for the minimization problem in (17). In our setting, this is a particularly efficient choice, as:

- the value of $H_I(t; \bar{\epsilon})$ can be computed via the dual problem (D), as discussed above. Since the cost matrix remains unchanged, after solving (D) for the first time, the complexity of solving the problem again with any different t is only $\tilde{O}(n|\mathcal{Y}|^2|\mathcal{D}|^2 \log(R/\epsilon))$;
- the problem in (17) is of dimension $|\mathcal{Y}|$, so low-dimensional, with only unit box constraints.

Many methods have shown fast convergence to stationary points for very-low-dimensional problems in practice, such as the multi-dimension golden search method (Chang 2009) and the Nelder-Mead method (Gao and Han 2012). We opt for the latter in our implementation.

Optimality of Integer Weights. Note that once the optimal t^* of (17) is obtained, the problem (16) with t fixed as t^* is an instance of problem (4) with $p_Y(y) = t^*$ and $\epsilon = \bar{\epsilon}$. Hence, according to Theorem 3 and Lemma 4, the optimality of integer weights also carries over to problem (12).

7 Experiments

In this section, we use a synthetic dataset to provide an efficiency analysis of FairWASP against established state-of-the-art commercial solvers. In addition, we show on various real datasets how FairWASP achieves competitive performance compared to existing methods in reducing disparities while preserving accuracy in downstream classification settings.

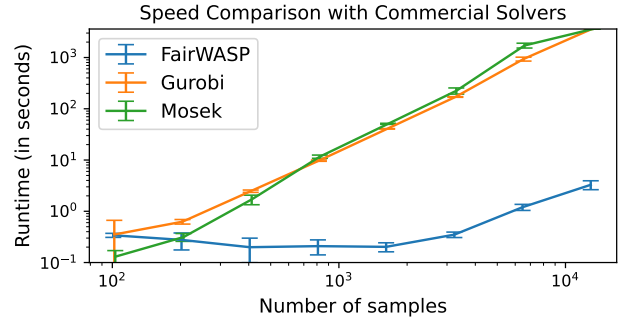


Figure 1: Speed comparison with commercial solvers. FairWASP has significantly better runtime and scalability.

Synthetic dataset We generate a synthetic dataset in which one of the features is highly correlated with the protected variable D , in order to induce a dependency of the outcome on D . We generate a binary protected variable $D = \{0, 1\}$ and features $\mathbf{X} = [X_1, X_2] \in \mathbb{R}^2$, such that X_1 is dependent on the value of D and X_2 is not. More specifically, $X_1 \sim \mathcal{U}[0, 10] \cdot \mathbb{I}(D = 1)$, where \mathcal{U} indicates the uniform distribution and \mathbb{I} the indicator function, so that $X_1 = 0$ if $D = 0$, and $X_2 \sim \mathcal{N}(0, 25)$. The outcome Y is binary and defined as $Y = \mathbb{I}(X_1 + X_2 + \epsilon > m_X)$, where $m_X = \mathbb{E}(X_1 + X_2)$ and $\epsilon \sim \mathcal{N}(0, 1)$ is random noise.

Figure 1 compares the runtime of the FairWASP and commercial solvers, Gurobi and Mosek, in solving problem (9) for the synthetic data with different number of samples n (mean and standard deviation over 5 independent trails, with n doubling from $n = 100$ up to $n = 12,800$). The runtime limit for all methods is set to 1 hour, which both commercial solvers exceed when $n > 10,000$. In contrast, FairWASP has a significantly faster runtime than commercial solvers, solving all optimization problems within 5 seconds. As the commercial solvers are run with default settings, we show that the solutions found by FairWASP are comparable to the commercial solver solutions in Supplementary Material C.

Real Datasets We consider the following four real datasets widely used in the fairness literature (Fabris et al. 2022): (i) the Adult dataset (Becker and Kohavi 1996), (ii) the Drug dataset (Fehrman et al. 2017), (iii) the Communities and Crime dataset (Redmond 2009) and (iv) the German Credit dataset (Hofmann 1994). We compare the performance of FairWASP and FairWASP-PW with the following existing pre-processing approaches:

- *DisparateImpactRemover* (DIR, Feldman et al. 2015), which transforms feature values in a rank-preserving fashion,
- *Learning fair representations* (LFR, Zemel et al. 2013), which identifies a latent representation uncorrelated with the protected attributes,
- *Reweighting* (Kamiran and Calders 2012), which weights each sample according to the respective (D, Y) values,
- *Optimized pre-processing* (Calmon et al. 2017), which learns a probabilistic transformation to be applied to the

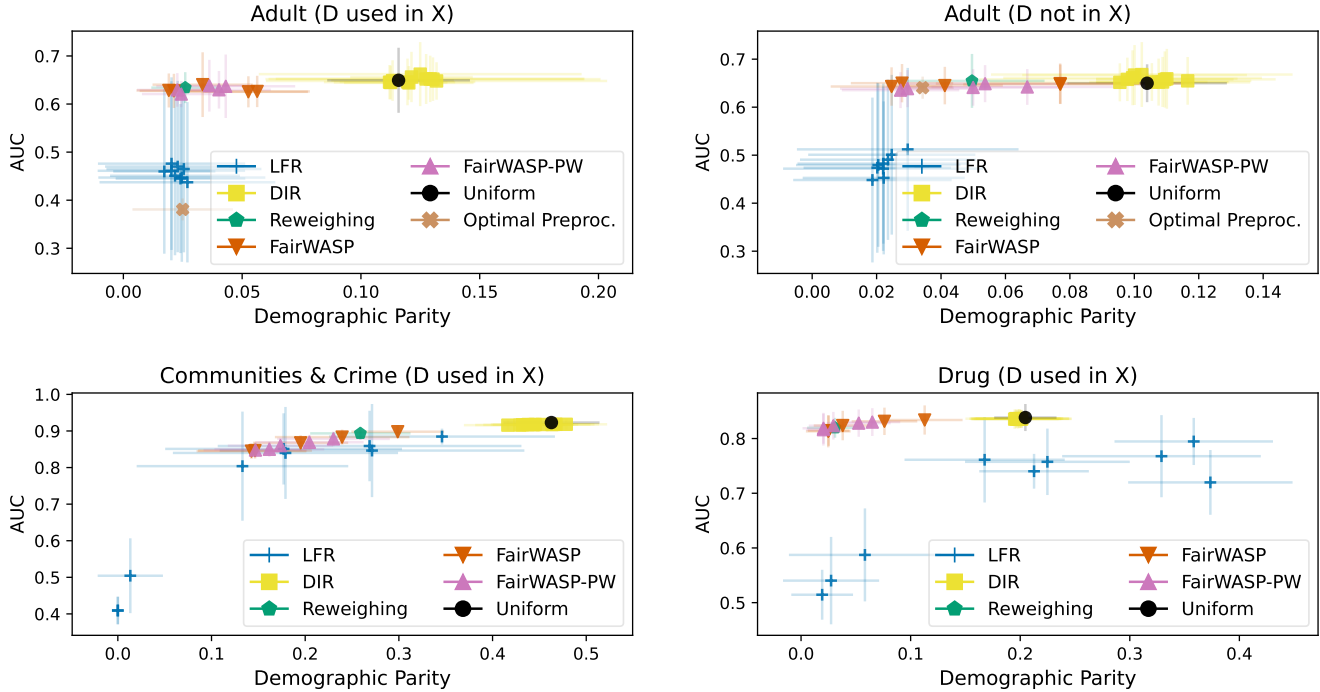


Figure 2: Downstream fairness-utility tradeoff, indicated by the demographic disparity and downstream classifier area under the curve (AUC). The x-axis refers to the absolute difference in the mean classifier outcome for the two groups, with a value of 0 corresponding to perfect demographic parity. Points and error bars correspond to averages plus/minus one standard deviation, computed over 10 different train/test split. FairWASP and FairWASP-PW consistently provide one of the best tradeoffs, significantly improving over using the original dataset as-is. See text and Supplementary Material C for more details.

dataset so that it satisfies group fairness, individual distortion and fidelity constraints.

We also include the *Uniform* approach, which corresponds to the baseline of training on the dataset as-is. In all methods, the pre-processed dataset (or the dataset with no pre-processing, for the *Uniform* approach) is used to train a multi-layer perceptron (MLP) classifier with one hidden layer with 20 nodes and ReLu activation function. Figure 2 shows the fairness-utility tradeoff, indicated by the demographic disparity (defined in the caption) and the classifier AUC, for the Adult dataset (top row), Communities & Crime dataset (bottom left) and Drug dataset (bottom right). We include the settings in which the protected variable D is included among the features X or not; the latter corresponds to the realistic scenario in, e.g., loan credit approvals, in which the US Equal Credit Opportunity Act of 1974⁴ prohibits the use of such protected features. In all settings, FairWASP and FairWASP-PW are consistently part of the so-called “Pareto frontier” of the fairness utility tradeoff (Ge et al. 2022), meaning they usually achieve either the best or among the best fairness-utility tradeoffs (closest to the $(0, 1)$ in the top left corner), significantly improving over the empirical distribution (the *Uniform* approach). See Supplementary Material C for more details on datasets, hyper-parameter settings and downstream fairness-accuracy tradeoffs for all datasets.

⁴<https://www.law.cornell.edu/uscode/text/15/1691>

8 Conclusions

We propose FairWASP, a novel pre-processing algorithm that returns sample-level weights for a classification dataset without modifying the training data. FairWASP solves an optimization problem that minimizes the Wasserstein distance between the original and the reweighted dataset while satisfying demographic parity constraints. We solve the optimization problem by reformulating it as a mixed-integer program, for which we propose a highly efficient algorithm that we show to be significantly faster than existing commercial solvers. FairWASP returns integer weights, which we show to be optimal, and hence which can be understood as eliminating or duplicating existing samples, making it compatible with any downstream classification algorithm. We empirically show how FairWASP achieves competitive performance with existing pre-processing methods in reducing discrimination while maintaining accuracy in downstream classification tasks.

For future work, we would like to (i) characterize the finite sample properties of FairWASP for the downstream fairness-utility tradeoff, (ii) explore the downstream effect of using different distances in the calculation of the cost matrix C , such as the Wasserstein transform (Memoli, Smith, and Wan 2019), and (iii) extend the proposed optimization framework to non-linear fairness constraints as well as to general LPs and MIPs with similar structures.

Acknowledgments

Some of this work was performed while the first author was at JPMorgan Chase & Co. This paper was prepared for informational purposes by the Artificial Intelligence Research group of JPMorgan Chase & Co. and its affiliates (“J.P. Morgan”), and is not a product of the Research Department of J.P. Morgan. J.P. Morgan makes no representation and warranty whatsoever and disclaims all liability, for the completeness, accuracy or reliability of the information contained herein. This document is not intended as investment research or investment advice, or a recommendation, offer or solicitation for the purchase or sale of any security, financial instrument, financial product or service, or to be used in any way for evaluating the merits of participating in any transaction, and shall not constitute a solicitation under any jurisdiction or to any person, if such solicitation under such jurisdiction or to such person would be unlawful.

References

- Applegate, D.; Díaz, M.; Hinder, O.; Lu, H.; Lubin, M.; O’Donoghue, B.; and Schudy, W. 2021. Practical large-scale linear programming using primal-dual hybrid gradient. *Advances in Neural Information Processing Systems*, 34: 20243–20257.
- Applegate, D.; Hinder, O.; Lu, H.; and Lubin, M. 2022. Faster first-order primal-dual methods for linear programming using restarts and sharpness. *Mathematical Programming*, 1–52.
- Atkinson, D. S.; and Vaidya, P. M. 1995. A cutting plane algorithm for convex programming that uses analytic centers. *Mathematical Programming*, 69(1-3): 1–43.
- Bachem, O.; Lucic, M.; and Krause, A. 2017. Practical coresets constructions for machine learning. *arXiv preprint arXiv:1703.06476*.
- Becker, B.; and Kohavi, R. 1996. Adult. UCI Machine Learning Repository. DOI: <https://doi.org/10.24432/C5XW20>.
- Bertsimas, D.; and Tsitsiklis, J. N. 1997. *Introduction to linear optimization*, volume 6. Athena Scientific Belmont, MA.
- Boyd, S.; Vandenberghe, L.; and Skaf, J. 2018. Analytic Center Cutting-Plane Method. Lecture note, Dept. of Electrical Engineering, Stanford Univ. Available on https://web.stanford.edu/class/ee364b/lectures/accpm_notes.pdf. Accessed: 2023-08-03.
- Calders, T.; Kamiran, F.; and Pechenizkiy, M. 2009. Building classifiers with independency constraints. In *Proceedings of the 2009 IEEE International Conference on Data Mining Workshops*, 13–18. IEEE.
- Calmon, F.; Wei, D.; Vinzamuri, B.; Natesan Ramamurthy, K.; and Varshney, K. R. 2017. Optimized pre-processing for discrimination prevention. *Proceedings of the 30th Advances in Neural Information Processing Systems*.
- Chai, J.; and Wang, X. 2022. Fairness with adaptive weights. In *Proceedings of the 39th International Conference on Machine Learning*, 2853–2866. PMLR.
- Chakraborty, J.; Majumder, S.; and Menzies, T. 2021. Bias in machine learning software: Why? How? What to do? In *Proceedings of the 29th ACM Joint Meeting on European Software Engineering Conference and Symposium on the Foundations of Software Engineering*, 429–440.
- Chang, Y.-C. 2009. N-dimension golden section search: Its variants and limitations. In *Proceedings of the 2nd International Conference on Biomedical Engineering and Informatics*, 1–6. IEEE.
- Chzhen, E.; Denis, C.; Hebiri, M.; Oneto, L.; and Pontil, M. 2020. Fair regression with wasserstein barycenters. *Proceedings of the 33rd Advances in Neural Information Processing Systems*, 33: 7321–7331.
- Chzhen, E.; and Schreuder, N. 2022. A minimax framework for quantifying risk-fairness trade-off in regression. *The Annals of Statistics*, 50(4): 2416–2442.
- Claici, S.; Genevay, A.; and Solomon, J. 2018. Wasserstein measure coresets. *arXiv preprint arXiv:1805.07412*.
- Du, D.-Z.; and Pardalos, P. M. 1995. *Minimax and applications*, volume 4. Springer Science & Business Media.
- Dwork, C.; Hardt, M.; Pitassi, T.; Reingold, O.; and Zemel, R. 2012. Fairness through awareness. In *Proceedings of the 3rd Innovations in Theoretical Computer Science Conference*, 214–226.
- Fabris, A.; Messina, S.; Silvello, G.; and Susto, G. A. 2022. Algorithmic fairness datasets: The story so far. *Data Mining and Knowledge Discovery*, 36(6): 2074–2152.
- Fehrman, E.; Muhammad, A. K.; Mirkes, E. M.; Egan, V.; and Gorban, A. N. 2017. The five factor model of personality and evaluation of drug consumption risk. In *Data Science: Innovative Developments in Data Analysis and Clustering*, 231–242. Springer.
- Feldman, M.; Friedler, S. A.; Moeller, J.; Scheidegger, C.; and Venkatasubramanian, S. 2015. Certifying and removing disparate impact. In *Proceedings of the 21th ACM SIGKDD International Conference on Knowledge Discovery and Data Mining*, 259–268.
- Gao, F.; and Han, L. 2012. Implementing the Nelder-Mead simplex algorithm with adaptive parameters. *Computational Optimization and Applications*, 51(1): 259–277.
- Ge, Y.; Zhao, X.; Yu, L.; Paul, S.; Hu, D.; Hsieh, C.-C.; and Zhang, Y. 2022. Toward Pareto efficient fairness-utility trade-off in recommendation through reinforcement learning. In *Proceedings of the 15th ACM International Conference on Web Search and Data Mining*, 316–324.
- Gurobi Optimization, LLC. 2023. Gurobi Optimizer Reference Manual. Available on <https://www.gurobi.com> Accessed: 2023-08-03.
- Hofmann, H. 1994. Statlog (German Credit Data). UCI Machine Learning Repository. DOI: <https://doi.org/10.24432/C5NC77>.
- Hort, M.; Chen, Z.; Zhang, J. M.; Sarro, F.; and Harman, M. 2022. Bias mitigation for machine learning classifiers: A comprehensive survey. *arXiv preprint arXiv:2207.07068*.
- Jiang, H.; Lee, Y. T.; Song, Z.; and Wong, S. C.-w. 2020. An improved cutting plane method for convex optimization,

- convex-concave games, and its applications. In *Proceedings of the 52nd Annual ACM SIGACT Symposium on Theory of Computing*, 944–953.
- Jiang, H.; and Nachum, O. 2020. Identifying and correcting label bias in machine learning. In *Proceedings of the 23rd International Conference on Artificial Intelligence and Statistics*, 702–712. PMLR.
- Kamiran, F.; and Calders, T. 2010. Classification with no discrimination by preferential sampling. In *Proceedings of the 19th Machine Learning Conference of Belgium and The Netherlands*, volume 1. Citeseer.
- Kamiran, F.; and Calders, T. 2012. Data preprocessing techniques for classification without discrimination. *Knowledge and Information Systems*, 33(1): 1–33.
- Kantorovitch, L. 1958. On the translocation of masses. *Management Science*, 5(1): 1–4.
- Khachiyan, L. G. 1980. Polynomial algorithms in linear programming. *USSR Computational Mathematics and Mathematical Physics*, 20(1): 53–72.
- Klee, V.; and Minty, G. J. 1972. How good is the simplex algorithm. *Inequalities*, 3(3): 159–175.
- Lee, Y. T.; and Sidford, A. 2014. Path finding methods for linear programming: Solving linear programs in $\tilde{O}(\sqrt{T})$ iterations and faster algorithms for maximum flow. In *2014 IEEE 55th Annual Symposium on Foundations of Computer Science*, 424–433. IEEE.
- Li, P.; and Liu, H. 2022. Achieving fairness at no utility cost via data reweighing with influence. In *Proceedings of the 39th International Conference on Machine Learning*, 12917–12930. PMLR.
- Memoli, F.; Smith, Z.; and Wan, Z. 2019. The Wasserstein Transform. In Chaudhuri, K.; and Salakhutdinov, R., eds., *Proceedings of the 36th International Conference on Machine Learning*, volume 97 of *Proceedings of Machine Learning Research*, 4496–4504. PMLR.
- MOSEK ApS. 2023. *MOSEK Optimization Suite*. Available on <https://docs.mosek.com/10.0/intro.pdf> Accessed: 2023-08-03.
- Nesterov, Y. 2018. *Lectures on convex optimization*, volume 137. Springer.
- Peng, R.; and Vempala, S. 2021. Solving sparse linear systems faster than matrix multiplication. In *Proceedings of the 2021 ACM-SIAM Symposium on Discrete Algorithms*, 504–521. SIAM.
- Peyré, G.; Cuturi, M.; et al. 2019. Computational optimal transport: With applications to data science. *Foundations and Trends® in Machine Learning*, 11(5-6): 355–607.
- Redmond, M. 2009. Communities and Crime. UCI Machine Learning Repository. DOI: <https://doi.org/10.24432/C53W3X>.
- Renegar, J. 2001. *A mathematical view of interior-point methods in convex optimization*. SIAM.
- Salazar, T.; Santos, M. S.; Araújo, H.; and Abreu, P. H. 2021. FAWOS: Fairness-aware oversampling algorithm based on distributions of sensitive attributes. *IEEE Access*, 9: 81370–81379.
- Salimi, B.; Rodriguez, L.; Howe, B.; and Suciú, D. 2019. Interventional fairness: Causal database repair for algorithmic fairness. In *Proceedings of the 2019 International Conference on Management of Data*, 793–810.
- Santambrogio, F. 2015. Optimal transport for applied mathematicians. *Birkhäuser, NY*, 55(58-63): 94.
- Sloane, M.; Moss, E.; and Chowdhury, R. 2022. A Silicon Valley love triangle: Hiring algorithms, pseudo-science, and the quest for auditability. *Patterns*, 3(2).
- Villani, C.; et al. 2009. *Optimal transport: Old and new*, volume 338. Springer.
- Wang, H.; Cheng, M.; Basu, K.; Gupta, A.; Selvaraj, K.; and Mazumder, R. 2022. A Light-speed Linear Program Solver for Personalized Recommendation with Diversity Constraints. *arXiv preprint arXiv:2211.12409*.
- Xu, D.; Yuan, S.; Zhang, L.; and Wu, X. 2018. FairGAN: Fairness-aware generative adversarial networks. In *Proceedings of the 2018 IEEE International Conference on Big Data*, 570–575. IEEE.
- Yan, S.; Kao, H.-t.; and Ferrara, E. 2020. Fair class balancing: Enhancing model fairness without observing sensitive attributes. In *Proceedings of the 29th ACM International Conference on Information & Knowledge Management*, 1715–1724.
- Zemel, R.; Wu, Y.; Swersky, K.; Pitassi, T.; and Dwork, C. 2013. Learning fair representations. In *Proceedings of the 30th International Conference on Machine Learning*, 325–333. PMLR.
- Zhang, A.; Xing, L.; Zou, J.; and Wu, J. C. 2022. Shifting Machine Learning for Healthcare from Development to Deployment and from Models to Data. *Nature Biomedical Engineering*, 6(12): 1330–1345.
- Žliobaite, I.; Kamiran, F.; and Calders, T. 2011. Handling conditional discrimination. In *Proceedings of the 11th IEEE International Conference on Data Mining*, 992–1001. IEEE.

SUPPLEMENTARY MATERIALS

A: More Details on Cutting Plane Method and Comparison with Other LP Algorithms

The cutting plane method is a class of methods for convex problems when having access to their separation oracles. We now show that, in Algorithm 1 the separation oracle in line 4 is computationally inexpensive as it has the same complexity as computing the subgradient. The mathematical justification for this fact is as follows. For any $\bar{\lambda} \in \mathbb{R}_+^m$, suppose that g is a subgradient of $F(\cdot)$ at $\bar{\lambda}$ and then due to the definition of the subgradients on convex problems, $g^\top(\lambda^* - \bar{\lambda}) \leq F(\lambda^*) - F(\bar{\lambda}) \leq 0$ for any $\lambda^* \in \Lambda^*$. For any $\lambda \notin \mathbb{R}_+^m$, there exists $j \in [m]$ such that $\lambda_j < 0$, and then let g be defined such that $g_j = -1$ and $g_i = 0$ for any $i \neq j$. For this g , $g^\top(\lambda^* - \bar{\lambda}) = -\lambda_j^* + \bar{\lambda}_j \leq 0$.

Overall, in line 4 of Algorithm 1, the complexity of obtaining a separation oracle for (D-2) requires obtaining a subgradient of λ^k or finding a negative entry of λ^k . In the subsections below, we show how to efficiently compute subgradients and how Algorithm 1 applies on (D-2).

Efficient computation of subgradients. The subgradients and function values of problem (D-2) can be very efficiently computed.

Lemma S.1. *Let $[n]$ be divided into at most $|\mathcal{D}||\mathcal{Y}|$ groups $G_1, G_2, \dots, G_{|\mathcal{D}||\mathcal{Y}|}$ so that in each group, all individual data have the same D_i and Y_i . Efficient computation of subgradients requires first computing $\arg \min_{l \in G_j} C_{ij}$ for each row i and any group j , which requires $O(n^2)$ flops and $O(n|\mathcal{Y}||\mathcal{D}|)$ space. After that, computing the subgradient and function value of $F(\lambda)$ for any λ requires only $O(n|\mathcal{Y}||\mathcal{D}|)$ flops and $O(n|\mathcal{Y}||\mathcal{D}|)$ space*

Proof. Due to the chain rule, let a subgradient of $G(\cdot)$ at $\sum_{j=1}^m \lambda_j e a_j^\top - C$ be P^* , then the subgradient of $F(\cdot)$ at λ is $(\langle e a_1^\top, P^* \rangle, \dots, \langle e a_m^\top, P^* \rangle)$. And Lemma 1 shows that the function value of $F(\cdot)$ at λ is equal to $\langle C - \sum_{j=1}^m \lambda_j e a_j^\top, P^* \rangle$.

According to Lemma 1, the computation of the subgradients and function values requires the largest component in each row of the matrix $C_\lambda \stackrel{\text{def.}}{=} \sum_{j=1}^m \lambda_j e a_j^\top - C$. Here the rows of matrix A corresponds to constraints in (6). If the column indices of two components at the same row of A correspond to the same class and label, it could be observed from (6) that the values of these components are the same. In other words, there exists at most $|\mathcal{Y}||\mathcal{D}|$ groups, as a partition of $[n]$, so that in any row of $\sum_{j=1}^m \lambda_j e a_j^\top$, the components in the same group are the same. Therefore, let the groups be $G_1, G_2, \dots, G_{|\mathcal{D}||\mathcal{Y}|}$ and let c_{ik_i} be the minimizer of C 's components in the i -th row and the l -th group, $\arg \min_{k \in G_l} C_{ik}$, and then a maximizer of the i -th row of C_λ could be found from the components with column index k_l^i for a certain $l \in [|\mathcal{D}||\mathcal{Y}|]$. This observation gives an efficient computation of gradients and function values via only using the components with column indices k_l^i for $l \in [|\mathcal{D}||\mathcal{Y}|]$ in each row i of C_λ .

To begin with, computing the whole matrix C requires $O(n^2)$ flops so computing $\arg \min_{l \in G_j} C_{ij}$ for each row i and any group j requires at most $O(n^2)$ flops. However, these optimization problems are separable, so if computing serially, they only use $O(n|\mathcal{Y}||\mathcal{D}|)$ space.

After that, computing the subgradient P^* needs only the maximizer of each row of $\sum_{j=1}^m \lambda_j e a_j^\top - C$. The maximizers occur in the components in each row i with column indices k_l^i for $l \in [|\mathcal{D}||\mathcal{Y}|]$, so computing these components and finding the smallest one require $O(n|\mathcal{Y}||\mathcal{D}|)$ flops and at most $O(n)$ space. The obtained P^* is highly sparse, with only n nonzero components.

Next, the function value of $F(\cdot)$ at λ is $\langle C - \sum_{j=1}^m \lambda_j e a_j^\top, P^* \rangle$, whose computation requires only $O(mn)$ flops thanks to the sparsity of P^* . Since the number of linear constraints m is no more than $2|\mathcal{Y}||\mathcal{D}|$, computing the function value requires only $O(n|\mathcal{Y}||\mathcal{D}|)$ flops. As for the space, since C could be replaced with only the components in each row i with column indices k_l^i , it uses at most $O(n|\mathcal{Y}||\mathcal{D}|)$ space.

As for the subgradient, we have shown that it is $(\langle e a_1^\top, P^* \rangle, \dots, \langle e a_m^\top, P^* \rangle)$. Due to the sparsity of P^* , computing this m component-wise products only needs $O(mn)$ flops, which is still $O(n|\mathcal{Y}||\mathcal{D}|)$. Similarly, it uses at most $O(n|\mathcal{Y}||\mathcal{D}|)$ space. Overall, computing a subgradient also requires only $O(n|\mathcal{Y}||\mathcal{D}|)$ flops and $O(n|\mathcal{Y}||\mathcal{D}|)$ space. \square

Furthermore, notice that $|\mathcal{D}|$ is the number of demographic classes and $|\mathcal{Y}|$ is the number of possible outcomes. Both of them are much smaller than n . Once the minimizers $\arg \min_{l \in G_j} C_{ij}$ for each row i and group j are computed beforehand, Lemma S.1 shows that we actually have very easily accessible subgradients and function values for (D-2).

Cutting plane method for solving the dual problem.

Given that we have shown (D-2) is a low-dimension convex program with subgradient oracles, there exists many well-establish algorithms. A well-known example is the ellipsoid method. In the same settings as Algorithm 1, the ellipsoid method would generate ellipsoid E_k in line 5 and choose the centers of these ellipsoids as λ^k in 3. Suppose that the norm of the optimal λ^* is bounded by R and then directly applying the ellipsoid method (Nesterov 2018) on (D-2) requires $O((m^2 \cdot \text{SO} + m^4) \cdot \log(mR/\varepsilon))$ flops to get a solution whose distance to optimal solutions smaller than ε , where SO denotes the complexity of a separation oracle. To the best of our knowledge, the cutting plane method with the best theoretical complexity is given by Jiang et al. (2020), who proposed an improved cutting plane method that only needs $O((m \cdot \text{SO} + m^2) \cdot \log(mR/\varepsilon))$ flops. Note that here m is at most $2|\mathcal{D}||\mathcal{Y}|$ and far smaller than n . Overall, Corollary 5 follows by it.

Finally, for our implementation, we use the analytic center cutting plane method proposed by Atkinson and Vaidya (1995) to solve (D-2) and follow the improved implementation introduced by Boyd, Vandenberghe, and Scaf (2018).

Details of the comparison

The state-of-art commercial LP solvers, such as Gurobi (Gurobi Optimization, LLC 2023) and Mosek (MOSEK ApS 2023), use the well-established simplex and interior point method. The simplex method is known to have no good computation guarantees and may suffer from slow convergence rates in some cases (Klee and Minty 1972). Moreover, the simplex method solves an n by n linear system in each iteration. Although commercial solvers can efficiently utilize the sparsity, it is still not suitable for large-scale problems. The interior point method enjoys faster convergence rates $\tilde{O}(nL \log(1/\varepsilon))^5$ (Renegar 2001) (usually much faster in practice) but each iteration requires constructing and solving an n by n linear system, which can be very time-consuming. If using standard matrix factorization, each iteration requires $O(n^3)$ flops even when using the sparsity. It should be mentioned that better theoretical complexity results have been recently presented in (Lee and Sidford 2014; Peng and Vempala 2021) et al. by changing the barrier function and solving the linear system more efficiently, but these results are far from practice and the state-of-art practical performance achieved by commercial solvers still use the traditional interior point methods. Recently, Applegate et al. (2022, 2021) propose to use the primal-dual hybrid gradient (PDHG) to solve the large-scale LP problems. The PDHG avoids expensive matrix factorizations and instead does matrix-vector products in each iteration, but it converges much slower than the interior point method in both theory and practice. Table 1 shows a comparison with the simplex method (Simplex), the interior point method (IPM) and the PDHG's theoretical convergence rates, and per iteration complexities in solving (9).

It should be further mentioned that all the other LP algorithms in Table 1 could only solve the LP (9) while our method also solves the MIP (8). State-of-art commercial solvers such as Gurobi use LP based branch-and-bound algorithms to solve MIPs so it is usually much slower than solving only the LP relaxation.

B: Other Theoretical Proofs

Proof of Lemma 1. To begin with, since the optimal cost of a minimization LP is a concave function of the cost vector (Theorem 5.3 of (Bertsimas and Tsitsiklis 1997)), $G(\bar{C})$ is a convex function of \bar{C} .

Next, the problem $\max_{P \in S_n} \langle \bar{C}, P \rangle$ is equivalent to solving n separate smaller optimization problems

$$\max c_i^\top p_i \text{ s.t. } e^\top p = 1, p \geq 0, \quad (18)$$

for $i \in [n]$, where c_i is the vector of the i -th row of \bar{C} and p_i denotes the i -th row of P . The optimal solution of (18) is then given by

$$p_{ij} = \begin{cases} 0, & \text{if } j \neq j_i^* \\ 1, & \text{if } j = j_i^* \end{cases} \text{ for } j \in [n],$$

and consequently, the optimal objective of $G(\bar{C})$ is $\sum_{i=1}^n c_{ij_i^*}$.

⁵Here L denotes the bit complexity of data.

Let the optimal solution of $\arg \max_{P \in S_n} \langle \bar{C}_1, P \rangle$ be P^* . For any $\bar{C}_2 \neq \bar{C}_1$, it holds that

$$\langle \bar{C}_2, P^* \rangle \leq G(\bar{C}_2)$$

because P^* is feasible but not necessarily optimal for $\arg \max_{P \in S_n} \langle \bar{C}_2, P \rangle$. Note that

$$\langle \bar{C}_2, P^* \rangle = G(\bar{C}_1) + \langle P^*, \bar{C}_2 - \bar{C}_1 \rangle$$

hence P^* serves as a subgradient of $G(\cdot)$ at \bar{C}_1 . \square

Proof of Theorem 3. As demonstrated earlier, P^* is an optimal solution for (P), leading to the recovery of $\theta^* = (P^*)^\top e$ as the optimal solution of (9). Therefore, (θ^*, P^*) solves (9). Owing to the computation of P^* in (10), components of P^* are either 0 or 1. Given that $\theta^* = (P^*)^\top e$, each component of θ^* must be an integer, indicating that (θ^*, P^*) is also feasible for (8). Because the feasible set of the LP relaxation contains the feasible set of the original MIP, once an optimal solution of the LP relaxation satisfies the integer constraints, it also lies in the feasible set of the original MIP, and thus must be the optimal solution for the original MIP as well. Since (9) is an LP relaxation for (8) and θ^* also satisfies the integer constraints, (θ^*, P^*) must also be an optimal solution for (8). \square

Proof of Lemma 6. First of all, for any $t \in [0, 1]^\mathcal{Y}$ and any $\theta \in \Theta_{\varepsilon, t}$, we first show θ is also in Θ_ε . It holds that for any $d_1, d_2 \in \mathcal{D}$ and $y \in \mathcal{Y}$,

$$\begin{aligned} \frac{p_{Z, \theta}(y|d_1)}{p_{Z, \theta}(y|d_2)} - 1 &= \frac{p_{Z, \theta}(y|d_1)}{t} \cdot \frac{t}{p_{Z, \theta}(y|d_2)} - 1 \\ &\leq (1 + \bar{\varepsilon})^2 - 1 = \varepsilon. \end{aligned} \quad (19)$$

Symmetrically, $\frac{p_{Z, \theta}(y|d_2)}{p_{Z, \theta}(y|d_1)} - 1 \leq \varepsilon$. Therefore, $J(p_{Z, \theta}(y|d_1), p_{Z, \theta}(y|d_2)) \leq \varepsilon$ for any $y_1, y_2 \in \mathcal{Y}$. This means θ is also in Θ_ε , and then $\bigcup_{t \in [0, 1]^\mathcal{Y}} \Theta_{\varepsilon, t} \subseteq \Theta_\varepsilon$.

Next, for any $\theta \in \Theta_\varepsilon$, we construct t such that $\theta \in \Theta_{\bar{\varepsilon}, t}$. Due to the definition of (11), we have

$$\begin{aligned} \Theta_\varepsilon &= \left\{ \theta \in \Delta_n : \frac{p_{Z, \theta}(y|d_1)}{p_{Z, \theta}(y|d_2)} - 1 \leq \varepsilon \text{ and} \right. \\ &\quad \left. \frac{p_{Z, \theta}(y|d_2)}{p_{Z, \theta}(y|d_1)} - 1 \leq \varepsilon, \forall d_1, d_2 \in \mathcal{D}, y \in \mathcal{Y} \right\} \\ &= \left\{ \theta \in \Delta_n : \frac{\max\{p_{Z, \theta}(y|d) : d \in \mathcal{D}\}}{\min\{p_{Z, \theta}(y|d) : d \in \mathcal{D}\}} - 1 \leq \varepsilon, \forall y \in \mathcal{Y} \right\}. \end{aligned} \quad (20)$$

Next, we construct $t \in [0, 1]^\mathcal{Y}$ as follows,

$$t_y \stackrel{\text{def.}}{=} \sqrt{\max\{p_{Z, \theta}(y|d) : d \in \mathcal{D}\} \cdot \min\{p_{Z, \theta}(y|d) : d \in \mathcal{D}\}}$$

and then with this t , for any $y \in \mathcal{Y}$,

$$\begin{aligned} \frac{\max\{p_{Z, \theta}(y|d) : d \in \mathcal{D}\}}{t_y} - 1 &= \\ &= \sqrt{\frac{\max\{p_{Z, \theta}(y|d) : d \in \mathcal{D}\}}{\min\{p_{Z, \theta}(y|d) : d \in \mathcal{D}\}}} - 1 \\ &\leq \sqrt{1 + \varepsilon} - 1 = \bar{\varepsilon}. \end{aligned} \quad (21)$$

And similarly, for any $y \in \mathcal{Y}$,

$$\begin{aligned} \frac{t_y}{\min\{p_{Z;\theta}(y|d) : d \in \mathcal{D}\}} - 1 &= \\ &= \sqrt{\frac{\max\{p_{Z;\theta}(y|d) : d \in \mathcal{D}\}}{\min\{p_{Z;\theta}(y|d) : d \in \mathcal{D}\}}} - 1 \\ &\leq \sqrt{1 + \epsilon} - 1 = \bar{\epsilon}. \end{aligned} \quad (22)$$

The above (21) and (22) indicate that $J(p_{Z;\theta}(y|d), t_y) \leq \bar{\epsilon}$ for any $d \in \mathcal{D}$ and $y \in \mathcal{Y}$. This means θ is also in $\Theta_{\bar{\epsilon};t}$, and then $\Theta_{\bar{\epsilon}} \subseteq \bigcup_{t \in [0,1]^{\mathcal{Y}}} \Theta_{\bar{\epsilon};t}$.

Together with the previous result $\bigcup_{t \in [0,1]^{\mathcal{Y}}} \Theta_{\bar{\epsilon};t} \subseteq \Theta_{\bar{\epsilon}}$, the proof completes. \square

C: Experiments Details

Details of the synthetic datasets

As mentioned in Section 7, we generate a synthetic dataset in which one feature is strongly correlated with the protected variable D to induce a backdoor dependency on the outcome. We consider a binary protected variable, $D \in \{0, 1\}$, which could indicate e.g., gender or race. The synthetic dataset contains two features, a feature X_1 correlated with the protected variable and a feature X_2 uncorrelated with the protected variable. For $D = 0$, X_1 is uniformly distributed in $[0, 10]$, while for $D = 1$, $X_1 = 0$. Instead, X_2 is 5 times a random variable from a normal distribution $\mathcal{N}(0, 1)$. Finally, the outcome Y is binary, so $Y = \{0, 1\}$: $Y_i = 1$ when $Y_i > m_x + \varepsilon_i$ and $Y_i = 0$ when $Y_i \leq m_x + \varepsilon_i$, where m_x is the mean of $\{(X_1)_i + (X_2)_i\}_i$ and the noise ε_i comes from a normal distribution $\mathcal{N}(0, 1)$.

More details on the speed comparison experiment.

In the comparison with commercial solvers, all experiments run on an MacOS 13.0.1 machine, with 32G of RAM, and an Apple M1 Pro chip. We compare FairWASP (implemented in Python) with Gurobi 10.0 (Gurobi Optimization, LLC 2023) and Mosek 10.1 (MOSEK ApS 2023). In problem (9), the pairwise distance $c(Z_i, Z_j)$ is defined as the Euclidean distance on the data after being normalized so that each feature has the same standard deviation. The two commercial solvers use the default parameter setting (so that they can automatically choose the best method), except we restrict all methods to use only one thread for fairness of comparison. The parameter ε in constraints (2) is set as 0.05 for all different n . FairWASP stops whenever the inner analytic center subproblem meets numerical issues or when the relative duality gap defined by $|obj_p - obj_d| / (1 + |obj_p| + |obj_d|)$ becomes smaller than or equal to 0.001 or 10^{-3} . Here obj_p is $\langle C, P^k \rangle$ and obj_d is $-F(\lambda^k)$, for the dual solution λ^k and its corresponding primal solution P^k . The time limit is set as one hour for all methods and both the solvers exceed time limit 3,600 seconds for the problem (8) for all tested different n . When n is larger than 10^4 , the two solvers also exceed time limit even for (9).

It should be noted that the solutions obtained by FairWASP are not as accurate as those obtained by solvers because they use different tolerances, but we will then show

that the solutions obtained by FairWASP are already good enough for the goal of preprocessing. On the other hand, even if stopping the two solvers at a much lower accuracy level, they still require significantly longer time than FairWASP, due to the convergence behavior of the simplex and interior-point method and the much higher per iteration complexity.

In addition to Figure 1 which compares the speed, we also define two error metrics for the solutions obtained by FairWASP. To be specific, the first error is relative objective gap, which is defined by

$$\frac{|\text{obj}_f - \text{obj}_r|}{|\text{obj}_f| + |\text{obj}_r| + 1},$$

where obj_f is the objective value of the obtained FairWASP solution, and obj_r is the obtained objective value of Gurobi. The 1 in the denominator is for preventing the occurrence of 0 in the optimal objective. This objective error definition is commonly used as the termination criterion for commercial solvers, see the interior-point method for MOSEK ApS (2023).

In addition to the relative objective gap, we also measure the feasibility error by the ‘‘Fairness Violation’’. To be specific, the fairness violation for weights $\theta \in \Delta_n$ is defined as:

$$\max_{d \in \mathcal{D}, y \in \mathcal{Y}} \left\{ 0, \frac{p_T(y)}{1 + \varepsilon} - p_{Z;\theta}(y|d), p_{Z;\theta}(y|d) - (1 + \varepsilon) \cdot p_T(y) \right\}.$$

Note that the solution θ generated by solving the (D-2) will be guaranteed to be in Δ_n so it is feasible if and only if the fairness violation is equal to zero.

Figure 3 shows the quantities of these two kinds of errors of the FairWASP solutions for all different n in $[100, 6400]$. It shows that both the relative objective gap and the fairness violation keep at a low level for all different n and all different trials. This means although the FairWASP solutions are not as optimal as the solver solutions, they are still good enough for real applications. On the other hand, Figure 1 shows that the two commercial solvers are dramatically slower than FairWASP due to the matrix factorization used in the simplex or the interior-point methods.

Real Datasets Details

We consider the following four real datasets widely used in the fairness literature (Fabris et al. 2022):

- the *Adult dataset* (Becker and Kohavi 1996), which reports demographic data from the 1994 US demographic survey about $\sim 49,000$ individuals. We use all the available features for classification, including gender as the protected variable D and whether the individual salary is more than 50,000USD;
- the *Drug dataset* (Fehrman et al. 2017), which contains drug usage history for 1885 individuals. Features X include the individual age, country of origin, education and scores on various psychological test. We use the individual gender as the protected variable D . The response Y

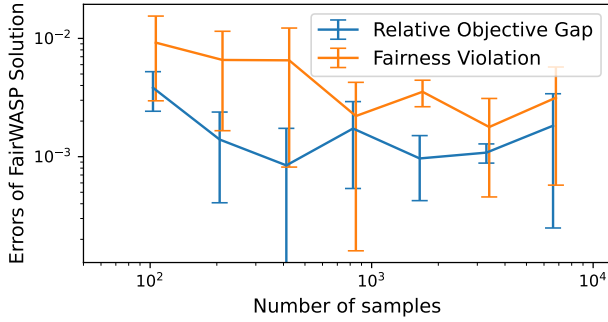


Figure 3: Relative objective gaps and fairness violations of the FairWASP solutions in the experiments in Figure 1

is based on whether the individual has reported to have never used the drug “cannabis” or not;

- the *Communities and Crime dataset* (Redmond 2009) was created towards the creation of a software tool for the US police department. The dataset contains socio-economic factors for $\sim 2,000$ communities in the US, along with the proportion of violent crimes in each community. As protected variable D , we include whether the percentage of the black population in the community is above the overall median. For the response Y , we use a binary indicator of whether the violent crimes percentage level is above the mean across all communities in the dataset;
- the *German Credit dataset* (Hofmann 1994) reports a set of 1,000 algorithmic credit decisions from a regional bank in Germany. We use all the available features, including gender as protected variable D and whether the credit was approved as response Y .

Finally, we also evaluate the downstream fairness-utility tradeoff of the synthetic data generated in the previous subsection, with the number of samples equal to $n = 2,000$.

In addition, here below we describe the methods in details, along with the different hyper-parameters used for pre-processing:

1. **Uniform**: Training on the empirical distribution as-is. There is no other parameters to adjust.
2. **Disparate impact remover (DIR, Feldman et al. 2015)**: A preprocessing technique that edits feature values to increase group fairness while preserving rank-ordering within groups. This method contains one parameter that controls the repairing level, taking values between 0 and 1. In the experiments, we will show the results with this value being 0, 0.1, 0.2, \dots , 0.9, 10 different values.
3. **Learning fair representations (LFR, Zemel et al. 2013)**: A preprocessing technique that finds a latent representation which encodes the data well but obfuscates information about protected attributes. This method contains different parameters A_x, A_y, A_z controlling the weight of the input reconstruction quality term, the weight of the fairness constraint term and the output prediction

error. (Zemel et al. 2013) reports the best result from setups $A_x = 0.01$ and $A_y, A_z \in \{0.1, 0.5, 1, 5, 10\}$. In this paper, for simplicity of the results, we report all the results of using parameter setups from $A_x = 0.01$ and $A_y, A_z \in \{0.1, 1, 10\}$.

4. **Reweighting** (Kamiran and Calders 2012): A preprocessing technique that weights the examples in each (group, label) combination differently to ensure fairness before classification. There is no other parameters to adjust.
5. **Optimized preprocessing** (Calmon et al. 2017): A preprocessing technique that learns a probabilistic transformation that edits the features and labels in the data with group fairness, individual distortion, and data fidelity constraints and objectives. This method is only applicable for the dataset whose overall number of different individual samples is relatively small so usually all data should be first converted into a binary smaller dataset, then apply pre-processing on the binarized dataset, and finally train on the downstream model on the pre-processed data. Similarly, the test set should also be binarized for applying the trained model on it. There are multiple parameters to adjust in (Calmon et al. 2017) so we only compare with it on the dataset Adult because the authors of (Calmon et al. 2017) provide the binarized Adult dataset and the setup of all the parameters.
6. **FairWASP**: Our method with fairness constraints (2), with the pairwise distance $c(Z_i, Z_j)$ defined as the Euclidean distance on the standardized features. We report the results of setting ε of (2) as all values in $\{0.001, 0.01, 0.1, 0.2, 0.3\}$.
7. **FairWASP-GW**: Our method with group-wise fairness constraints (11), with the pairwise distance $c(Z_i, Z_j)$ defined as the Euclidean distance on the standardized features. We report the results of setting ε of (11) as all values in $\{0.001, 0.01, 0.1, 0.2, 0.3\}$.

All computations are run on an Ubuntu machine with 32GB of RAM and 2.50GHz Intel(R) Xeon(R) Platinum 8259CL CPU. For all datasets, we randomly split 75% of the data into training/test set, and change the split during each separate run; the training data are further separated into training and validation with 90/10 to compute early stopping criteria during training. The downstream classifier used is a one-layer deep multi-layer perceptron with 20 hidden layers, ReLU activation function in the hidden layer and softmax activation function in the final layer. The learning rate is set to 10^{-3} , with a batch size of 32, and a maximum number of epochs set to 500 with early stopping evaluated on the separate validation set with a patience of 10 epochs. Figures 2 and 4 report the fairness-utility tradeoff indicated by demographic parity and AUC of the classifier respectively, with each scatter indicating one method-parameter pair. Each point is the average results over 10 separate runs, with the bars indicating the standard deviation. Note that in some runs the MLP classifier collapses into the trivial classifier, always returning the same outcome regardless of the input. Such trivial classifier is fair by definition, but achieves a 0.5 AUC and is responsible for the large error bars, espe-

cially in the German Credit dataset. Overall, FairWASP and FairWASP-GW achieve competitive performance with existing pre-processing methods, often achieving similar utility as using the original empirical distribution but with much better demographic parity.

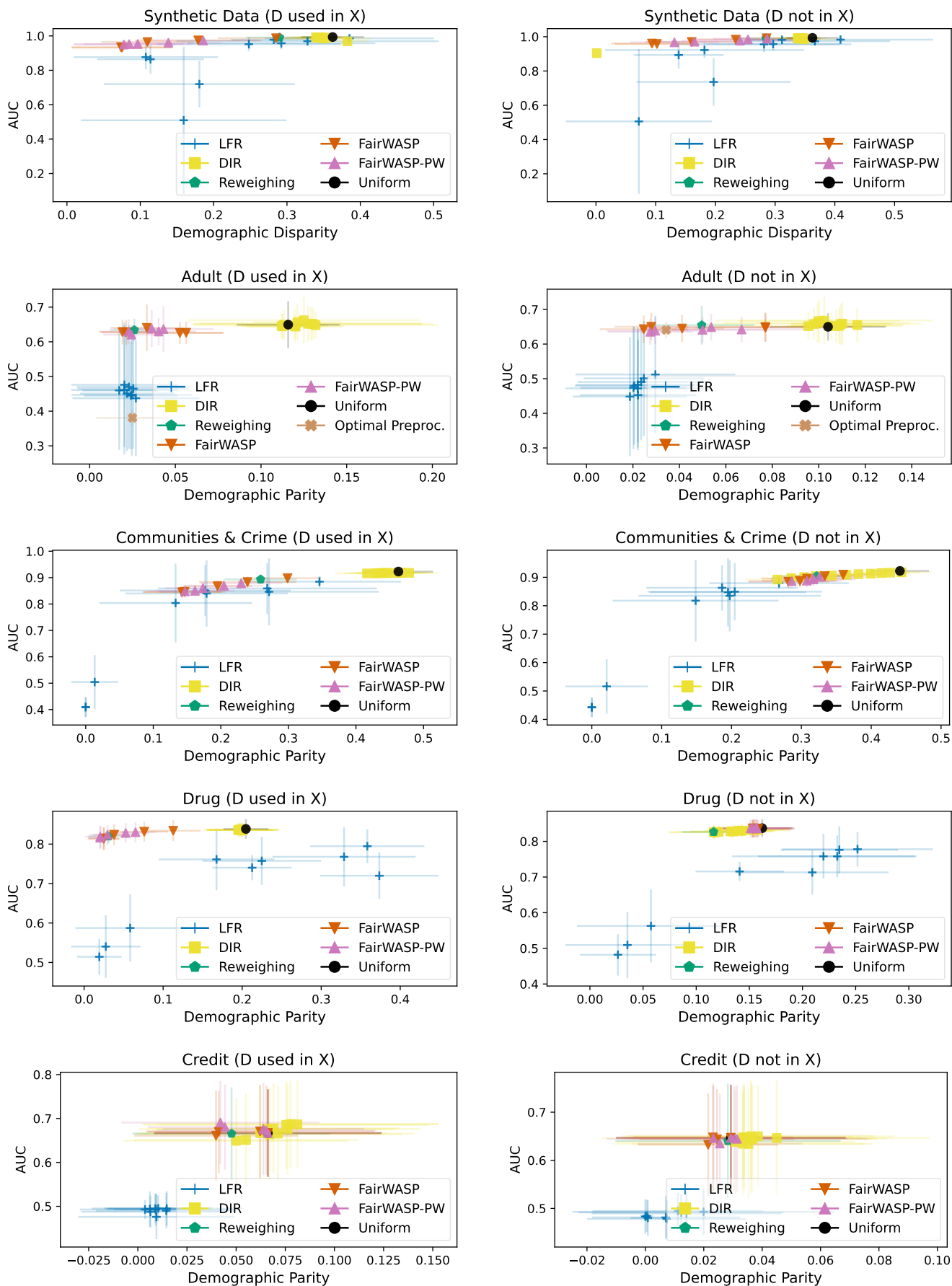


Figure 4: Downstream fairness-utility tradeoff, indicated by the demographic parity and downstream classifier area under the curve (AUC). Points and error bars correspond to averages plus/minus one standard deviation, computed over 10 different train/test split. Each point is a method-parameter combination. See text for more details.