

Nonparametric Screening for Additive Quantile Regression in Ultra-high Dimension

Daoji Li^{*1}, Yinfei Kong¹, and Dawit Zerom¹

¹College of Business and Economics, California State University, Fullerton, CA, 92831, United States

Abstract

In practical applications, one often does not know the “true” structure of the underlying conditional quantile function, especially in the ultra-high dimensional setting. To deal with ultra-high dimensionality, quantile-adaptive marginal nonparametric screening methods have been recently developed. However, these approaches may miss important covariates that are marginally independent of the response, or may select unimportant covariates due to their high correlations with important covariates. To mitigate such shortcomings, we develop a conditional nonparametric quantile screening procedure (complemented by subsequent selection) for nonparametric additive quantile regression models. Under some mild conditions, we show that the proposed screening method can identify all relevant covariates in a small number of steps with probability approaching one. The subsequent narrowed best subset (via a modified Bayesian information criterion) also contains all the relevant covariates with overwhelming probability. The advantages of our proposed procedure are demonstrated through simulation studies and a real data example..

Keywords— Additive model; Feature screening; High dimension; Nonparametric quantile regression; Sure screening property; Variable selection

^{*}Corresponding author. Email: dali@fullerton.edu

1 Introduction

High dimensional data are now frequently collected and analyzed in a large variety of research areas such as genomics, functional magnetic resonance imaging and tomography. For example, one may wish to analyze certain clinical prognosis (such as survival time) using gene expression data where the number of variables (or features) is often much larger than the number of subjects or the sample size. In this paper, we are interested in identifying variables that truly contribute to the conditional quantiles of the response in the ultra-high dimensional setting. Existing approaches that rely only on conditional mean may fail to appropriately recognize potential heterogeneity, i.e., the predictive value of a particular variable in the center of the conditional distribution of a response can be very different from that, say in the tails. By estimating quantiles at different parts of the conditional distribution, a more complete picture of the relationship between variables and the response can be obtained.

To identify informative variables for the purpose of estimating conditional quantiles, many penalized quantile regression approaches have been proposed. For example, [Belloni and Chernozhukov \(2011\)](#) considered quantile regression in high dimensional setting using the LASSO penalty ([Tibshirani, 1996](#)). [Wang et al. \(2012\)](#) and [Sherwood and Wang \(2016\)](#) investigated the penalized quantile regression with ultra-high dimensionality using a non-convex penalty function, including the SCAD ([Fan and Li, 2001](#)) and the MCP ([Zhang, 2010](#)). These penalized approaches can select important variables and estimate parameters simultaneously, and also enjoy nice theoretical properties. However, in the ultra-high dimensional setting where the dimension grows exponentially with the sample size, penalized approaches can suffer from three practical issues, including computational cost, statistical accuracy, and model interpretability ([Fan et al., 2009](#); [Fan and Lv, 2010](#)).

To address these issues, a natural idea is to reduce the dimensionality. Motivated by the sure independence screening method for linear regression in [Fan and Lv \(2008\)](#), various marginal screening methods have been proposed under the quantile regression framework; see, for example, [He et al. \(2013\)](#) and [Wu and Yin \(2015\)](#). Although these marginal screening methods are computationally efficient, they may miss some relevant variables that truly contribute to the quantiles conditionally but not marginally. In addition, marginal screening methods tend to select some irrelevant covariates when the variables are highly correlated. To handle these problems, [Ma et al. \(2017\)](#) used forward regression methods for variable screening in the linear quantile regression setting. The main idea in [Ma et al. \(2017\)](#) is to select relevant covariates in a forward regression manner. Such an idea was first introduced by [Wang \(2009\)](#) for linear regression and has been extended to other models in the mean regression framework; see, for example, [Cheng et al. \(2016\)](#), [Li et al. \(2017\)](#), [Cheng et al. \(2018\)](#), [Zhong et al. \(2020\)](#), and references therein.

However, in practice, there is often little prior information suggesting that the effects of the covariates on the conditional quantile take a linear form. There is a clear need to relax

the parametric assumption posed in [Ma et al. \(2017\)](#). In this paper, we consider nonparametric additive quantile regression models and develop a new variable screening procedure in the ultra-high dimensional setting. We first propose an additive quantile forward screening (AQFS) algorithm for variable screening, which will be introduced in [Section 2.2](#). The proposed AQFS algorithm selects relevant covariates sequentially in a forward regression manner and adds one new covariate into the selected set in each step. We show that our algorithm can identify all relevant covariates in finite steps. To further remove noise covariates after the screening stage, we apply a modified quantile Bayesian information criterion (QBIC) for best subset selection. We prove that the resulting best subset still contains all the relevant covariates with overwhelming probability.

The main contributions of this paper are as follows. First, we propose a new variable screening procedure for ultra-high dimensional additive quantile regression models, which has been proved to enjoy the sure screening property in the sense that all relevant covariates can be selected with probability approaching one. To the best of our knowledge, this is the first one to consider forward regression for variable screening in the ultra-high dimensional additive quantile regression setting. Second, the proposed AQFS algorithm extends the screening method for linear regression in [Wang \(2009\)](#) and that for linear quantile models in [Ma et al. \(2017\)](#) to nonparametric additive quantile regression. Compared to the existing method in [Ma et al. \(2017\)](#), our procedure is more flexible and more robust to model misspecification. This makes our procedure more applicable in real applications. Third, by using the QBIC criterion, we provide a non-penalized variable selection method to further remove noise covariates in the screened set. Under some mild conditions, we show that the resulting best subset also enjoys the sure screening property. Fourth, our procedure is computationally fast to be implemented. This is very appealing for practitioners in the ultra-high dimensional setting.

The rest of the paper is organized as follows. [Section 2](#) provides a detailed account of the proposed additive quantile forward regression for variable screening and selection when faced with ultra-high dimensional data. [Section 3](#) establishes the theoretical properties of our proposed screening and selection methods. [Sections 4](#) and [5](#) demonstrate the advantages and numerical performances of our procedure through simulation studies and a real data example, respectively. All the proofs, technical details, and additional simulation results are relegated to the Appendix.

2 The Proposed Methodology

We consider the nonparametric additive quantile model, where the τ th ($0 < \tau < 1$) conditional quantile of the outcome variable Y given a p -dimensional vector of covariates

$\mathbf{x} = (X_1, \dots, X_p)^\top$ is

$$Q_\tau(Y|\mathbf{x}) = \mu_\tau + \sum_{j=1}^p g_{j,\tau}(X_j), \quad (1)$$

in which μ_τ is a constant and $g_{j,\tau}(X_j), j = 1, \dots, p$, are smooth nonparametric functions. For identification, it will be assumed that $E(g_{j,\tau}(X_j)) = 0$. Such an additive quantile regression model was also considered by [De Gooijer and Zerom \(2003\)](#), [Horowitz and Lee \(2005\)](#), and [Cheng et al. \(2011\)](#) with the focus on the nonparametric estimation of each unknown function $g_{j,\tau}(\cdot)$ for a fixed dimension p . In this paper, we consider feature screening for model (1) in ultra-high dimensional setting where the dimensionality p can grow exponentially with the number of observations n . We denote the set of relevant (or important) covariates by

$$\mathcal{S}_\tau^* = \left\{ 1 \leq j \leq p : \exists x_j \in \mathcal{X}_j, g_{j,\tau}(x_j) \neq 0 \right\}, \quad (2)$$

where \mathcal{X}_j is the support of X_j . Let p_τ^* be the number of important covariates, i.e. $|\mathcal{S}_\tau^*| = p_\tau^*$ where $|A|$ denotes the number of elements in a set A . We assume quantile effect sparsity in the sense that at each τ only a small number of covariates ($p_\tau^* \ll p$) are actively associated with the τ th conditional quantile of Y . By considering several τ 's, one may be able to detect a large number of important covariates that truly influence the various parts of the conditional distribution of Y . To simplify the presentation, we drop the subscript τ in $\mu_\tau, g_{j,\tau}, \mathcal{S}_\tau^*$ and p_τ^* for the remainder of the paper when there is no confusion.

2.1 Covariate Importance Ranking

Let $\mathcal{F} = \{1, \dots, p\}$. We use a generic notation $\mathcal{S} = \{j_1, \dots, j_s\} \subseteq \mathcal{F}$ to denote an arbitrary additive conditional quantile model with size (or cardinality) $|\mathcal{S}|$. Although model \mathcal{S} may vary with τ , we drop τ for notational convenience. Mimicking (1), the τ th conditional quantile of Y given $\mathbf{x}_\mathcal{S} = \{X_j : j \in \mathcal{S}\}$ is

$$Q_\tau(Y|\mathbf{x}_\mathcal{S}) = \mu_\mathcal{S} + \sum_{j \in \mathcal{S}} g_j^\mathcal{S}(X_j), \quad (3)$$

where $\mu_\mathcal{S}$ is a constant and $g_j^\mathcal{S}(\cdot), j \in \mathcal{S}$, are smooth nonparametric functions with $E(g_j^\mathcal{S}(X_j)) = 0$. Note that $\mu_\mathcal{S}$ may vary with \mathcal{S} . For example, when $\mathcal{S} = \emptyset$, $Q_\tau(Y|\emptyset) = Q_\tau(Y)$, which is the τ -th unconditional quantile of Y .

The B-spline approximation technique has been widely used to approximate unknown functions in nonparametric regression; see, for example, [Sherwood and Wang \(2016\)](#), [Fan et al. \(2011\)](#), [He et al. \(2013\)](#), [Cheng et al. \(2016\)](#), [Jiang et al. \(2020\)](#), and references therein. Following these existing works, we also use B-spline basis functions to estimate the unknown

$g_j^S(\cdot)$ in (3) in our paper. Without loss of generality, we assume that each X_j takes values on the interval $[0, 1]$. Let $\mathbf{B}_j(t) = (B_{j,1}(t), \dots, B_{j,q_n}(t))^\top$ denote a vector of normalized B-spline basis functions of order $\ell + 1$ with k_n knots, where the number of basis functions $q_n = k_n + \ell$, $\|B_{j,k}\|_\infty \leq 1$ for each $1 \leq k \leq q_n$, and $\|\cdot\|_\infty$ denotes the sup norm. Throughout this paper, we choose $q_n = O(n^{1/(2d+1)})$, which is the optimal convergence rate for B-spline approximation in nonparametric regression (Stone, 1985), where $d > 1$ is specified later in Section 3. Under some smoothness conditions, the nonparametric functions $g_j^S(X_j)$ can be well approximated by a linear combination of the basis functions, $\mathbf{B}_j^\top(X_j)\boldsymbol{\theta}_j^S$, for some $\boldsymbol{\theta}_j^S \in \mathbb{R}^{q_n}$ (Stone, 1985), that is,

$$g_j^S(X_j) \approx \mathbf{B}_j^\top(X_j)\boldsymbol{\theta}_j^S. \quad (4)$$

Write $\boldsymbol{\theta}_S = (\mu_S, \boldsymbol{\theta}_1^S, \dots, \boldsymbol{\theta}_{|\mathcal{S}|}^S)$ and $\mathbf{z}_S = (1, \boldsymbol{\Pi}_S^\top)^\top$, where $\boldsymbol{\Pi}_S$ is the column vector formed by stacking vectors $\mathbf{B}_j(X_j)$, $j \in \mathcal{S}$. Then, using (4), the τ th conditional quantile of Y given \mathbf{x}_S in (3) can be approximated by

$$Q_\tau(Y|\mathbf{x}_S) \approx \mu_S + \sum_{j \in \mathcal{S}} \mathbf{B}_j^\top(X_j)\boldsymbol{\theta}_j^S = \mathbf{z}_S^\top \boldsymbol{\theta}_S, \quad (5)$$

where the only unknown is the N_S -dimensional parameter vector $\boldsymbol{\theta}_S$ with $N_S = 1 + q_n|\mathcal{S}|$. In practice, given the observed data $\{(\mathbf{x}_i^\top, Y_i), i = 1, \dots, n\}$, which are n independent and identically distributed copies of (\mathbf{x}^\top, Y) , we can estimate $\boldsymbol{\theta}_S$ through

$$\hat{\boldsymbol{\theta}}_S = \arg \min_{\boldsymbol{\theta}_S} \sum_{i=1}^n \rho_\tau(Y_i - \mathbf{z}_{i,S}^\top \boldsymbol{\theta}_S)$$

where $\rho_\tau(u) = u[\tau - I(u < 0)]$ is the quantile check function and $\mathbf{z}_{i,S} = (1, \boldsymbol{\Pi}_{i,S}^\top)$ for each $i = 1, \dots, n$ with $\boldsymbol{\Pi}_{i,S}$ being the column vector formed by stacking vectors $\mathbf{B}_j(X_{ij})$, $j \in \mathcal{S}$. Then, an estimate of (5) is

$$\hat{Q}_\tau(Y|\mathbf{x}_{i,S}) = \mathbf{z}_{i,S}^\top \hat{\boldsymbol{\theta}}_S. \quad (6)$$

Next, we introduce our conditional importance score, which can be used to rank the importance of covariates. For any $k \in \mathcal{F} \setminus \mathcal{S}$, consider a candidate covariate X_k . If the τ th conditional quantile of Y given $\mathbf{x}_{\mathcal{S} \cup \{k\}}$ is not associated with X_k , it will follow that $Q_\tau(Y|\mathbf{x}_{\mathcal{S} \cup \{k\}}) = Q_\tau(Y|\mathbf{x}_S)$. Using this, it can be seen that

$$\begin{aligned} & \mathbb{E}[\tau - I\{Y - Q_\tau(Y|\mathbf{x}_S) < 0\}|X_k] = \mathbb{E}[\tau - I\{Y - Q_\tau(Y|\mathbf{x}_{\mathcal{S} \cup \{k\}}) < 0\}|X_k] \\ & = \mathbb{E}\{\mathbb{E}[\tau - I\{Y - Q_\tau(Y|\mathbf{x}_{\mathcal{S} \cup \{k\}}) < 0\}|\mathbf{x}_{\mathcal{S} \cup \{k\}}]|X_k\} = \mathbb{E}(0|X_k) = 0, \end{aligned} \quad (7)$$

where $I(\cdot)$ is the indicator function, the second equality comes from the property of conditional expectation, and the third equality follows from the definition of conditional quantile. Motivated by this observation, we introduce the conditional importance score for the k th covariate

$$d_k(t|\mathcal{S}) = \mathbb{E}\left([\tau - I\{Y < Q_\tau(Y|\mathbf{x}_\mathcal{S})\}] I(X_k < t)\right). \quad (8)$$

If X_k is unimportant given model \mathcal{S} , it can be seen from (7) that $d_k(t|\mathcal{S}) = 0$ for any t in the support of X_k . More generally, one can replace $I(X_k < t)$ in (8) by $f(X_k, t)$, some function of X_k and t to construct $d_k(t|\mathcal{S})$. In this paper we use $I(X_k < t)$ because the approach is based on the indicator function and does not require a finite-moment assumption for each X_k . Thus, it offers more robustness with respect to heavy-tailed distributions.

Subsequently, we define the sample version of the conditional covariate importance score in (8) as

$$\hat{d}_k(t|\mathcal{S}) = n^{-1} \sum_{i=1}^n \left[\tau - I\{Y_i < \hat{Q}_\tau(Y|\mathbf{x}_{i,\mathcal{S}})\} \right] I(X_{ik} < t), \quad (9)$$

where $\hat{Q}_\tau(Y|\mathbf{x}_{i,\mathcal{S}})$ is given in (6). If the τ th conditional quantile of Y given $\mathbf{x}_{\mathcal{S} \cup \{k\}}$ is not associated with X_k (that is, candidate covariate X_k is conditionally unimportant given baseline model \mathcal{S}), we expect $\hat{d}_k(t|\mathcal{S}) \approx 0$ for any t in the support of X_k . We further define

$$\|\hat{d}_k(\mathcal{S})\| = n^{-1} \sum_{i=1}^n \hat{d}_k^2(X_{ik}|\mathcal{S}). \quad (10)$$

Following the rationale for (9), we can use $\|\hat{d}_k(\mathcal{S})\|$ to rank candidate covariates by importance given a baseline model \mathcal{S} . In particular, covariates with a large value of $\|\hat{d}_k(\mathcal{S})\|$ are considered relatively more important.

2.2 The AQFS Screening Algorithm

We now introduce a new variable screening algorithm aimed at identifying the true model \mathcal{S}_τ^* in (2). The main idea of our screening algorithm is to select variables sequentially by finding the variable with the maximal sample conditional covariate importance score on the current selected active set and then adding it to the selected active set in each step. More specifically, denote by $\mathcal{S}^{(\ell)}$ the set of retained variables in the ℓ forward screening step. We start with $\mathcal{S}^{(0)} = \emptyset$, compute $\|\hat{d}_k(\mathcal{S}^{(0)})\|$ using (10) with $\mathcal{S} = \mathcal{S}^{(0)}$ for each $k \in \{1, \dots, p\} \setminus \mathcal{S}^{(0)}$, and find the variable index a_1 that has the maximal sample conditional importance score, i.e., $a_1 = \arg \max_{k \in \{1, \dots, p\}} \|\hat{d}_k(\mathcal{S}^{(0)})\|$, and obtain $\mathcal{S}^{(1)} = \mathcal{S}^{(0)} \cup \{a_1\} = \{a_1\}$. Then, we move to the next step and compute $\|\hat{d}_k(\mathcal{S}^{(1)})\|$ using (10) with $\mathcal{S} = \mathcal{S}^{(1)}$ for

each $k \in \{1, \dots, p\} \setminus \mathcal{S}^{(1)} = \{1, \dots, p\} \setminus \{a_1\}$, find the variable index a_2 that has the maximal sample conditional importance score, i.e., $a_2 = \arg \max_{k \in \{1, \dots, p\} \setminus \mathcal{S}^{(1)}} \|\widehat{d}_k(\mathcal{S}^{(1)})\|$, and obtain $\mathcal{S}^{(2)} = \mathcal{S}^{(1)} \cup \{a_2\} = \{a_1, a_2\}$. We repeat the above step K_n times, resulting in a total of K_n nested models $\mathcal{S}^{(1)} \subset \mathcal{S}^{(2)} \subset \dots \subset \mathcal{S}^{(K_n)}$, with $\mathcal{S}^{(\ell)} = \{a_1, \dots, a_\ell\}$. Our screening procedure, named AQFS, is summarized below in Algorithm 1.

Algorithm 1 AQFS

Step 1 (Initialization). Set $\mathcal{S}^{(0)} = \emptyset$ and $\mathcal{F} = \{1, \dots, p\}$.

Step 2 (Forward Addition).

- (a) *Evaluation.* In the ℓ th step ($\ell \geq 1$), we are given $\mathcal{S}^{(\ell-1)}$. Then, for each $k \in \mathcal{F} \setminus \mathcal{S}^{(\ell-1)}$, we compute $\|\widehat{d}_k(\mathcal{S}^{(\ell-1)})\|$ using (10) with $\mathcal{S} = \mathcal{S}^{(\ell-1)}$.
- (b) *Screening.* Screen the sample conditional importance score for all $k \in \mathcal{F} \setminus \mathcal{S}^{(\ell-1)}$ to find the variable index a_ℓ that has the maximal sample conditional importance score, i.e., $a_\ell = \arg \max_{k \in \mathcal{F} \setminus \mathcal{S}^{(\ell-1)}} \|\widehat{d}_k(\mathcal{S}^{(\ell-1)})\|$.
- (c) *Updating.* Let $\mathcal{S}^{(\ell)} = \mathcal{S}^{(\ell-1)} \cup \{a_\ell\}$.

Step 3 (Solution Path). Repeat Step 2 K_n times, resulting in a total of K_n nested models $\mathcal{S}^{(1)} \subset \mathcal{S}^{(2)} \subset \dots \subset \mathcal{S}^{(K_n)}$.

In practice, we can take $K_n = \lceil n/\log(n) \rceil$ when implementing our screening algorithm since this order can guarantee the sure screening property meaning that all of the relevant covariates can be retained with probability tending to one; see Remark 3 in Section 3. Throughout this paper, we use $[b]$ to denote the integer part of a number b . Such a choice of K_n results in the estimated active set containing $K_n = \lceil n/\log(n) \rceil$ covariates after the screening stage. The same choice for the number of covariates kept in the screening stage is also widely used in the variable screening literature; see, for example, Fan and Lv (2008), Fan et al. (2011), Li et al. (2012), He et al. (2013), Ma et al. (2017), and Zhong et al. (2023).

When $\mathcal{S} = \emptyset$, our conditional covariates importance score $d_k(t|\mathcal{S})$ given in (8) reduces to the unconditional importance score $d_k(t) = \mathbb{E}\left([\tau - I\{Y < Q_\tau(Y)\}] I(X_k < t)\right)$ in Wu and Yin (2015). In this sense, our conditional covariate importance score $d_k(t|\mathcal{S})$ can be seen as an extension of the unconditional importance score of Wu and Yin (2015). However, unlike the screening approach of Wu and Yin (2015) to select all important variables via a one-time hard-thresholding through $d_k(t)$, we adopt the conditional covariate importance score $d_k(t|\mathcal{S})$ to screen potentially important variables in a forward regression manner by iteratively updating the baseline model \mathcal{S} . In addition, Ma et al. (2017) proposed subsequently selecting relevant covariates for linear quantile regression models via quantile partial correlation. Our conditional covariate importance score $d_k(t|\mathcal{S})$ is different from the quantile partial correlation in Ma et al. (2017). On the other hand, there is often little prior information (especially in high dimensions) in practice indicating whether the influence of covariates

is linear or not. Therefore, our conditional covariate importance score $d_k(t|\mathcal{S})$ offers more flexibility over the covariate importance scores in [Wu and Yin \(2015\)](#) and [Ma et al. \(2017\)](#).

2.3 Selection by QBIC

Applying the AQFS algorithm, we can reduce the ultra-high dimension p to a more manageable size K_n via variable screening. Note that the AQFS algorithm has generated K_n nested models $\mathcal{S}^{(1)} \subset \mathcal{S}^{(2)} \subset \dots \subset \mathcal{S}^{(K_n)}$. To find the best model among these K_n models, by following [Lee et al. \(2014\)](#) and using (6), we consider the following modified Bayesian information criterion for our additive quantile regression (QBIC)

$$\text{QBIC}(\mathcal{S}) = \log \left[\sum_{i=1}^n \rho_\tau \left(Y_i - \widehat{Q}_\tau(Y|\mathbf{x}_i, \mathcal{S}) \right) \right] + N_S \frac{\log n}{2n} C_n, \quad (11)$$

where C_n can depend on n and p only and is allowed to diverge with the sample size n . Throughout this paper, we use the notation C_n instead of $C_{n,p}$ for brevity since we consider model (1) in the ultra-high dimensional setting where the number of covariates p can grow exponentially with the number of observations n . The diverging order of C_n will be specified in Theorem 4 of Section 3. This QBIC criterion extends ordinary BIC and is suitable for model selection in large model spaces. Let

$$\hat{\ell} = \arg \min_{1 \leq \ell \leq K_n} \text{QBIC}(\mathcal{S}^{(\ell)}) \quad (12)$$

and denote the resulting best selected model as $\widehat{\mathcal{S}}_{\text{QBIC}} = \mathcal{S}^{(\hat{\ell})}$. It will be shown in Section 3 that the reduced model $\widehat{\mathcal{S}}_{\text{QBIC}}$ also enjoys the sure screening property, i.e., $P(\mathcal{S}^* \subset \widehat{\mathcal{S}}_{\text{QBIC}}) \rightarrow 1$ as $n \rightarrow \infty$.

2.4 Illustration of Our Method

Our method is a two-stage procedure: 1) screening using AQFS and 2) selection via QBIC. To be more specific, we first employ our variable screening algorithm AQFS to select variables sequentially and obtain a total of K_n nested models $\mathcal{S}^{(1)} \subset \mathcal{S}^{(2)} \subset \dots \subset \mathcal{S}^{(K_n)}$. Then we apply the QBIC criterion in (11) for best subset selection (i.e., use the QBIC to choose the best model among these K_n nested models). Of course, if one is only interested in variable screening, the outcome of the proposed method is the set $\mathcal{S}^{(K_n)}$ consisting of K_n variables.

To demonstrate our method, consider the model

$$Y = \beta_1 X_6 + \beta_2 X_{12} + \beta_3 X_{15} + \beta_4 X_{20} + g_{25}(X_{25}) + g_{26}(X_{26}) + 0.7 X_1 \varepsilon$$

where truly relevant covariates at $\tau = 0.7$ are $X_1, X_6, X_{12}, X_{15}, X_{20}, X_{25}, X_{26}$ (i.e., $\mathcal{S}_\tau^* =$

$\{1, 6, 12, 15, 20, 25, 26\}$ at $\tau = 0.7$) and $(n, p) = (300, 3000)$. We simulated data in the same way as that for Example 2 in Section 4. Figure 1 shows that the screening and selection of our method with QBIC3 (i.e., $C_n = \log(\log p^{0.5})$ in (11); see Section 4 for details) for one replication. The newly identified variable in each step of the screening stage is marked in blue for clarity, and red dashed vertical lines are used to more clearly indicate the step at which each variable is identified. As shown in Figure 1, we started with $\mathcal{S}^{(0)} = \emptyset$ and found $a_1 = \arg \max_{k \in \{1, \dots, p\}} \|\widehat{d}_k(\mathcal{S}^{(0)})\| = 12$, meaning that the variable X_{12} was firstly identified and $\mathcal{S}^{(1)} = \{12\}$. Then, we moved to the next step, computed $\|\widehat{d}_k(\mathcal{S}^{(1)})\|$ using (10) with $\mathcal{S} = \mathcal{S}^{(1)}$ in our paper for each $k \in \{1, \dots, p\} \setminus \mathcal{S}^{(1)} = \{1, \dots, p\} \setminus \{12\}$, and found $a_2 = \arg \max_{k \in \{1, \dots, p\} \setminus \mathcal{S}^{(1)}} \|\widehat{d}_k(\mathcal{S}^{(1)})\| = 20$. So the variable X_{20} was identified in the second step of the screening stage and $\mathcal{S}^{(2)} = \mathcal{S}^{(1)} \cup \{a_2\} = \{12, 20\}$. Similarly, variables X_{15} and X_6 were identified, respectively, during the third and fourth steps of the screening stage. In other words, $a_3 = 15$, $a_4 = 6$, $\mathcal{S}^{(3)} = \{12, 20, 15\}$, and $\mathcal{S}^{(4)} = \{12, 20, 15, 6\}$. After $K_n = \lceil n/\log(n) \rceil = 52$ steps in the screening stage, we obtained 52 nested models $\mathcal{S}^{(1)} \subset \mathcal{S}^{(2)} \subset \dots \subset \mathcal{S}^{(52)}$ and the set $\mathcal{S}^{(52)}$ includes the variable index for all the truly relevant covariates. Then we used QBIC to choose the best model among these nested models. It can be seen that the best model chosen by QBIC3 is $\mathcal{S}^{(9)} = \{12, 20, 15, 6, 26, 25, 981, 1455, 1\}$.

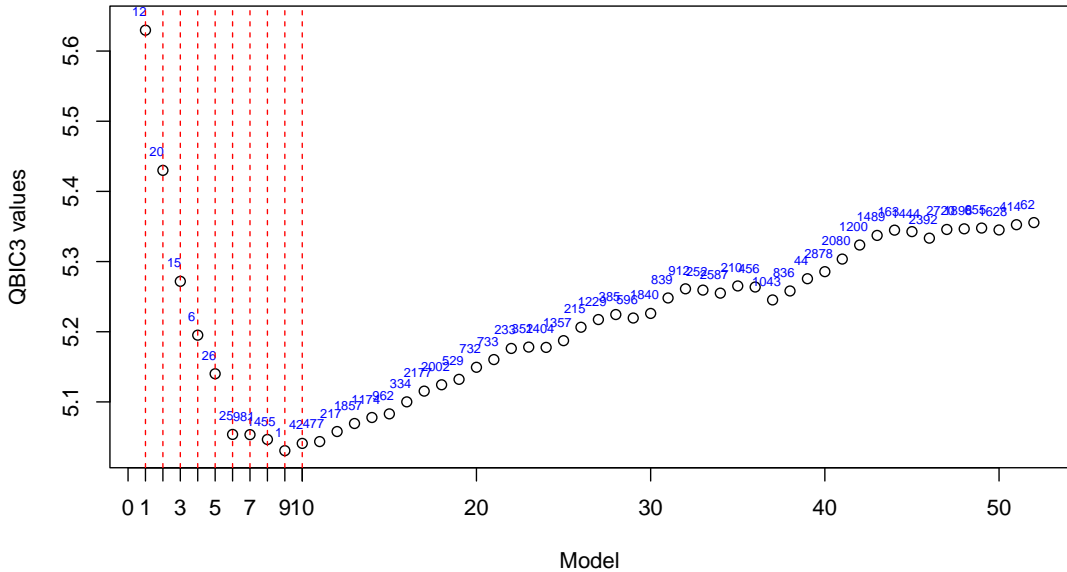


Figure 1: Illustration of our method with $(n, p) = (300, 3000)$.

3 Theoretical Properties

In this section, we establish the sure independent screening properties of the AQFS screened set $\mathcal{S}^{(K_n)}$ and the subsequent QBIC-selected set $\widehat{\mathcal{S}}_{\text{QBIC}}$. Let r_n be an upper bound on the cardinality $|\mathcal{S}|$ and r_n is allowed to increase with the sample size n . The key step in deriving

the sure screening properties is to establish the uniform convergence of the empirical covariate importance ranking score $\|\widehat{d}_k(\mathcal{S})\|$ (10) to its population counterpart, $\|d_k(\mathcal{S})\| = \mathbb{E}[d_k^2(t|\mathcal{S})]$, where $d_k(t|\mathcal{S})$ is as defined in (8). The uniform convergence result is formally stated in Theorem 1. We impose the following regularity conditions to facilitate our technical analysis.

Condition 1. *The nonparametric components $\{g_j^{\mathcal{S}}(\cdot), j \in \mathcal{S} \subseteq \{1, \dots, p\}\}$ belong to \mathbb{F} , where \mathbb{F} is the class of functions whose m th derivative satisfies a Lipschitz condition of order c_1 . That is, $\mathbb{F} = \{f(\cdot) : |f^{(m)}(t_1) - f^{(m)}(t_2)| \leq L|t_1 - t_2|^{c_1} \text{ for all } t_1, t_2 \in [0, 1]\}$ for some positive constant L , where m is a nonnegative integer and $0 < c_1 \leq 1$ such that $d = m + c_1 > 1$.*

Condition 2. *Let $F_{Y|\mathbf{x}}(y)$ and $f_{Y|\mathbf{x}}(y)$ are the conditional distribution and density functions of Y given \mathbf{x} , respectively. In a neighborhood of $Q_\tau(Y|\mathbf{x}_S)$, $F_{Y|\mathbf{x}}(y)$ is twice differentiable, $f_{Y|\mathbf{x}}(y)$ is uniformly bounded away from 0 and ∞ , and $f'_{Y|\mathbf{x}}(y)$, the derivative of $f_{Y|\mathbf{x}}(y)$, is uniformly bounded.*

Condition 1 is the Lipschitz assumption requiring each nonparametric function $g_j^{\mathcal{S}}$ to belong to a class of smooth functions. This condition is often used in the literature; See, for example, Huang et al. (2010), Fan et al. (2011), He et al. (2013), Zhong et al. (2020), and references therein. Stone (1985) showed that functions satisfying the Lipschitz condition can be effectively approximated by B-splines basis functions. Condition 2 is standard in the literature on quantile regression; see, for example, Wu and Yin (2015).

Theorem 1. *Under Conditions 1-2 and for any constant $C > 0$, there exist some positive constants c_2 and c_3 such that, for $0 < \alpha < d/(2d + 1)$, $r_n = O(n^\omega)$ with $0 \leq \omega < \min\{2\alpha, 2d/(2d + 1) - 2\alpha\}$ and $q_n = O(n^{1/(2d+1)})$, we have*

$$P\left(\max_{1 \leq k \leq p} \|\widehat{d}_k(\mathcal{S})\| - \|d_k(\mathcal{S})\| \geq 5Cr_n^{1/2}n^{-\alpha}\right) \leq 2p \exp(-c_2r_n^2n^{1-4\alpha}) + 4p \exp(-c_3r_n n^{1-2\alpha})$$

for all n sufficiently large.

Remark 1. Recall that we choose $q_n = O(n^{1/(2d+1)})$ throughout our paper, which is the optimal convergence rate for B-spline approximation in nonparametric regression (Stone, 1985). When we take $r_n = O(n^\omega)$, the requirement $\omega < 2d/(2d + 1) - 2\alpha$ for $0 < \alpha < d/(2d + 1)$ is equivalent to the assumption $r_n^{1/2}q_n^{-d}n^\alpha = o(1)$. In this sense, the requirement $\omega < 2d/(2d + 1) - 2\alpha$ for $0 < \alpha < d/(2d + 1)$ can be understood as a constraint on how fast the number of basis function q_n is allowed to increase with the sample size n . Similar condition on q_n is also used in Fan et al. (2011) and He et al. (2013).

Remark 2. Theorem 1 demonstrates the uniform convergence of $\|\widehat{d}_k(\mathcal{S})\|$ to its population counterpart. This result indicates that we can handle ultra-high dimensional data with $\log p = o(r_n^2n^{1-4\alpha} + r_n n^{1-2\alpha})$. Hence, p can grow with the sample size n at an exponential rate.

To study the sure screening property of our approach, we assume the following condition on signal strength for all relevant covariates in \mathcal{S}^* .

Condition 3. $\min_{k \in \mathcal{S}^*} \|d_k(\mathcal{S})\| \geq 2C_0 r_n^{1/2} n^{-\alpha}$ for some positive constant C_0 .

Condition 3 is an assumption on the minimum signal strength for all relevant covariates. A smaller constant α corresponds to a stronger signal. This condition is important as it guarantees that the proposed covariate importance ranking score carries information about the relevant variables. Similar conditions are used in the variable screening literature; see, for example, Fan and Lv (2008), Li et al. (2012), He et al. (2013), Song et al. (2014), Ma et al. (2017), Kong et al. (2017), Li et al. (2022), and references therein.

Recall that our proposed variable screening approach, AQFS, selects covariates sequentially by finding the covariate with the maximal sample covariate importance ranking score and then adding it to the selected relevant set in each step. To facilitate the theoretical analysis, we use $\widehat{\mathcal{S}}_{v_n}$ to denote the resulting relevant set via our AQFS algorithm such that the sample covariate importance ranking scores of the selected covariates in $\widehat{\mathcal{S}}_{v_n}$ are greater than or equal to a threshold v_n , that is,

$$\widehat{\mathcal{S}}_{v_n} = \left\{ k : \|\widehat{d}_k(\mathcal{S}^{(\ell-1)})\| \geq v_n \text{ for } 1 \leq \ell \leq K_n \right\}. \quad (13)$$

The following theorem shows the sure screening property that all relevant covariates can be retained in $\widehat{\mathcal{S}}_{v_n}$ with probability tending to one.

Theorem 2. Take $v_n = C_0 r_n^{1/2} n^{-\alpha}$. For $0 < \alpha < d/(2d+1)$, $r_n = O(n^\omega)$ with $0 \leq \omega < \min\{2\alpha, 2d/(2d+1) - 2\alpha\}$ and $q_n = O(n^{1/(2d+1)})$, under the conditions in Theorem 1 and Condition 3, we have

$$P(\mathcal{S}^* \subset \widehat{\mathcal{S}}_{v_n}) \geq 1 - |\mathcal{S}^*| \left[2 \exp(-c_2 r_n^2 n^{1-4\alpha}) + 2 \exp(-c_3 r_n n^{1-2\alpha}) \right]$$

for all n sufficiently large.

Theorem 2 reveals that the probability bound for the sure screening property depends on the number of relevant covariates (i.e., $|\mathcal{S}^*|$), but not on the number of covariates p . It can be seen that when the signal strength for relevant covariates becomes stronger, the sure screening property holds for higher dimensionality p . Another interesting question is how many covariates are retained after the screening. To control the size of the selected model, we assume $\sum_{k=1}^p \|d_k(\mathcal{S})\| = O(n^\eta)$ for some constant $\eta > 0$. The following theorem provides an upper bound on the size of selected covariates after screening.

Theorem 3. Take $v_n = C_0 r_n^{1/2} n^{-\alpha}$ and assume $\sum_{k=1}^p \|d_k(\mathcal{S})\| = O(n^\eta)$ for some $\eta > 0$. Then for $0 < \alpha < d/(2d+1)$, $r_n = O(n^\omega)$ with $0 \leq \omega < \min\{2\alpha, 2d/(2d+1) - 2\alpha\}$ and

$q_n = O(n^{1/(2d+1)})$, under the conditions in Theorem 1 and Condition 3, we have

$$P\left(|\widehat{\mathcal{S}}_{\nu_n}| \leq O(n^{\eta+\alpha-\omega/2})\right) \geq 1 - p \left[2 \exp(-c_2 r_n^2 n^{1-4\alpha}) + 2 \exp(-c_3 r_n n^{1-2\alpha})\right]$$

for all n sufficiently large.

Remark 3. We would like to emphasize that the threshold ν_n and the set $\widehat{\mathcal{S}}_{\nu_n}$ in (13) are introduced primarily for the purpose of theoretical development. We do not use the threshold ν_n when implementing our screening method (see AQFS in Algorithm 1). In addition, Theorem 3 suggests that the size of the set $\widehat{\mathcal{S}}_{\nu_n}$ is of polynomial order of n with probability tending to one. This result, together with Theorem 2, indicates that if we choose the first K_n covariates sequentially using our screening algorithm AQFS with $K_n = \lceil n^{\varsigma+\eta+\alpha-\omega/2} / \log(n) \rceil$ for some $\varsigma > 0$, then all relevant covariates can be retained with probability tending to one by noting that $K_n = \lceil n^{\varsigma+\eta+\alpha-\omega/2} / \log(n) \rceil = \lceil n^{\eta+\alpha-\omega/2} \cdot n^{\varsigma} / \log(n) \rceil \geq O(n^{\eta+\alpha-\omega/2})$. By assuming $\eta < 1 + \omega/2 - \alpha$ and taking $\varsigma = 1 + \omega/2 - \alpha - \eta$, we have $K_n = \lceil n / \log(n) \rceil$. This is the reason why we suggest to take $K_n = \lceil n / \log(n) \rceil$ in our AQFS algorithm. Such a choice of K_n results in the estimated active set containing $K_n = \lceil n / \log(n) \rceil$ covariates after the screening stage. The same choice for the number of covariates kept in the screening stage is also widely used in the variable screening literature; see, for example, Fan and Lv (2008), Fan et al. (2011), Li et al. (2012), He et al. (2013), Ma et al. (2017), Zhong et al. (2023), and references therein.

As stated in Section 2, our AQFR algorithm has generated the K_n nested models $\mathcal{S}^{(1)} \subset \mathcal{S}^{(2)} \subset \dots \subset \mathcal{S}^{(K_n)}$ and we can use QBIC to find the best model $\widehat{\mathcal{S}}_{\text{QBIC}}$ among those K_n models after screening. To establish the consistency of QBIC, let us introduce some additional notation. Recall that $\mathbf{z}_{\mathcal{S}} = (1, \mathbf{\Pi}_{\mathcal{S}}^{\top})^{\top}$ where $\mathbf{\Pi}_{\mathcal{S}}$ is the column vector formed by stacking vectors $\mathbf{B}_j(X_j)$, $j \in \mathcal{S}$, and $\mathbf{z}_{i,\mathcal{S}}$ is the value of $\mathbf{z}_{\mathcal{S}}$ at $\mathbf{x}_i = (X_{i1}, \dots, X_{ip})^{\top}$ from the i th observation. Similarly, let $\mathbf{z} = (1, \mathbf{\Pi}^{\top})^{\top}$ where $\mathbf{\Pi}$ is the column vector formed by stacking vectors $\mathbf{B}_j(X_j)$, $j \in \{1, \dots, p\}$, and \mathbf{z}_i is the value of \mathbf{z} at \mathbf{x}_i . For each $j = 1, \dots, p$, let $B_j^{\top}(X_{ij})\boldsymbol{\theta}_j^*$ be the best approximation, in the sup-norm, of $g_{j,\tau}(X_j)$ and Δ_j^* be the corresponding approximation error, i.e., $\Delta_j^* = \sup_{X_j} |B_j^{\top}(X_j)\boldsymbol{\theta}_j^* - g_{j,\tau}(X_j)|$. Write $\Delta^* = \sup_{\mathbf{x}} |\mathbf{z}^{\top}\boldsymbol{\theta}^* - \mu_{\tau} - \sum_{j=1}^p g_{j,\tau}(X_j)|$ where $\boldsymbol{\theta}^* = (\mu_{\tau}, \boldsymbol{\theta}_1^{*\top}, \dots, \boldsymbol{\theta}_p^{*\top})^{\top}$. Let $U = Y - \mu_{\tau} - \sum_{j=1}^p g_{j,\tau}(X_j) = Y - \mu_{\tau} - \sum_{j \in \mathcal{S}^*} g_{j,\tau}(X_j)$ and $U_i = Y - \mu_{\tau} - \sum_{j \in \mathcal{S}^*} g_{j,\tau}(X_{ij})$ for $i = 1, \dots, n$. We impose the following conditions to establish the screening consistency of QBIC.

Condition 4. The conditional distribution $F_{U|\mathbf{x}}(\cdot|\mathbf{x})$ of the error U given \mathbf{x} has a density $f_{U|\mathbf{x}}$ such that (i) $\sup_{u,\mathbf{x}} f_{U|\mathbf{x}}(u|\mathbf{x}) < \infty$ and (ii) there exist positive constants δ_1 and δ_2 satisfying $\inf_{\mathbf{x}} \inf_{|u| \leq \delta_1} f_{U|\mathbf{x}}(u|\mathbf{x}) \leq \delta_2$.

Condition 5. (i) $\max_{1 \leq i \leq n} \max_{1 \leq j \leq p} \|B_j(X_{ij})\| = O(\sqrt{q_n})$; (ii) $\Delta_j^* = O(q_n^{-d})$ for all $1 \leq$

$j \leq p$ and $\Delta^* = O(q_n^{-d})$; (iii) There exists positive finite constants λ_1 and λ_2 such that

$$\lambda_1 \leq \lambda_{\min}(E(\mathbf{z}_{\mathcal{S}}\mathbf{z}_{\mathcal{S}}^{\top})) \leq \lambda_{\max}(E(\mathbf{z}_{\mathcal{S}}\mathbf{z}_{\mathcal{S}}^{\top})) \leq \lambda_2$$

uniformly for any subset $\mathcal{S} \subset \{1, 2, \dots, p\}$ satisfying $|\mathcal{S}| = O(n^{\eta+\alpha-\omega/2})$, where $\lambda_{\min}(\cdot)$ and $\lambda_{\max}(\cdot)$ are the smallest and largest eigenvalues of a square matrix.

Conditions 4 and 5 correspond to Conditions (B1) and (B2) of Lee et al. (2014), respectively. Condition 5 is also used in Ma et al. (2017). In particular, as mentioned by Lee et al. (2014), the first two requirements of Condition 5 are satisfied for the spline basis approximation; see, for example, Horowitz and Lee (2005) and Huang et al. (2010). Condition 5 (iii) is the sparse Riesz condition, which places some restriction on the eigenvalues of $E(\mathbf{z}_{\mathcal{S}}\mathbf{z}_{\mathcal{S}}^{\top})$. This condition is commonly used in the literature to control the collinearity of covariates at the population level in the high and ultra-high dimensional settings.

Theorem 4. *Under all the conditions given in Theorem 3 and Conditions 4 -5, and assuming that $\eta + \alpha - \omega/2 < (2d - 1)/(4d + 2)$, $C_n^{-1} = o(1)$, $n^{(\eta+\alpha-\omega/2)-1}C_nq_n \log(n) = o(1)$, and $E(|U|) < \infty$, we have $P(\mathcal{S}^* \subset \hat{\mathcal{S}}_{\text{QBIC}}) \rightarrow 1$ as $n \rightarrow \infty$.*

Theorem 4 shows that the best model selected by QBIC after the screening step, $\hat{\mathcal{S}}_{\text{QBIC}}$, also enjoys the sure screening property. That is, all the relevant covariates are contained in the selected model $\hat{\mathcal{S}}_{\text{QBIC}}$ with probability tending to one as $n \rightarrow \infty$.

4 Simulation Studies

In this section, we examine the numerical performance of the proposed screening ($\mathcal{S}^{(K_n)}$) and selection ($\hat{\mathcal{S}}_{\text{QBIC}}$) using simulated data. For ease of reference, we will use the labels (AQFS) and (AQFS + QBIC) in place of $\mathcal{S}^{(K_n)}$ and $\hat{\mathcal{S}}_{\text{QBIC}}$, respectively. To offer practical guidance on the choice of C_n , we consider three versions of AQFS + QBIC corresponding to different choices of C_n , see (11). When using $C_n = \log(\log p)$, we name the resulting selected set AQFS + QBIC1. To reduce possible under-fitting by the first choice, we consider $C_n = \log(\log p^{0.75})$ which is named AQFS + QBIC2. The third is even less stringent $C_n = \log(\log p^{0.5})$ leading to AQFS + QBIC3. We use $(n, p) = (300, 3000)$ in all simulation studies. We take $q_n = \lceil n^{1/5} \rceil = 3$ by following He et al. (2013).

We repeat each simulation 100 times, and evaluate the performance through the following measures: *Screening of X_j* , the proportion that the important covariate X_j is identified in the screening stage; *Sure screening rate (All)*, the proportion that all important covariates are retained in the screening or selection stage; *Selection of X_j* , the proportion that the important covariate X_j is identified in the selection stage; *False Positives (FP)*, the average number of unimportant covariates incorrectly included in the selection stage; *False Negatives (FN)*, the

average number of important covariates missed in a selection stage; *Quantile prediction error* (QPE), based on an independent 5000 test observations (generated randomly from the true model), the QPE at some quantile τ is computed as $5000^{-1} \sum_{i=1}^{5000} (Y_i - \hat{Y}_i(\tau))$, where $\hat{Y}_i(\tau)$ is the quantile estimate of fitting an additive quantile regression based on selected covariates.

We consider three model settings that are special cases of the additive model (1). As an added feature, we introduce a heterogeneous covariate X_1 in the sense of having a varying association with the response Y at different quantiles. As such, the ability to correctly identify such a heterogeneous covariate in the presence of ultra-high dimensional data is an important performance measure, among others.

Example 1 (fully linear). We consider a fully linear additive model by following Wang et al. (2012)

$$Y = X_6 + X_{12} + X_{15} + X_{20} + 0.7X_1\varepsilon,$$

where ε is generated from the standard normal distribution $N(0, 1)$ and the covariates X_1, \dots, X_p are defined as follows. First, generate $\tilde{X}_1, \dots, \tilde{X}_p$ from the multivariate normal distribution $N(\mathbf{0}, \Sigma)$ where $\Sigma = (\sigma_{jk})_{p \times p}$ with $\sigma_{jk} = 0.5^{|j-k|}$. Then, define $X_1 = \sqrt{12} \Phi(\tilde{X}_1)$, where Φ is the cumulative distribution function of $N(0, 1)$ and $X_j = \tilde{X}_j$ for $j \geq 2$. As in Wang et al. (2012), we take $\tau = 0.3, 0.5$ and 0.7 . The index set of truly relevant covariates \mathcal{S}_τ^* , defined in (2), is $\{1, 6, 12, 15, 20\}$ at $\tau \neq 0.5$ while $\mathcal{S}_\tau^* = \{6, 12, 15, 20\}$ at $\tau = 0.5$.

Table 1: Screening performance of different methods for Example 1 with $(n, p) = (300, 3000)$.

τ	Method	X_1	X_6	X_{12}	X_{15}	X_{20}	All
0.3	QSiS	0.06	1.00	1.00	1.00	1.00	0.06
	QaSiS	0.04	1.00	1.00	1.00	1.00	0.04
	AQFS	0.82	1.00	1.00	1.00	1.00	0.82
0.5	QSiS	–	1.00	1.00	1.00	1.00	1.00
	QaSiS	–	1.00	1.00	1.00	1.00	1.00
	AQFS	–	1.00	1.00	1.00	1.00	1.00
0.7	QSiS	0.16	1.00	1.00	1.00	0.99	0.16
	QaSiS	0.10	1.00	1.00	1.00	1.00	0.10
	AQFS	0.80	1.00	1.00	1.00	1.00	0.80

The variable screening results for Example 1 are summarized in Table 1. We also include two existing non-parametric screening methods, QSiS (Wu and Yin, 2015) and QaSiS (He et al., 2013), in our comparison. To ensure comparability, the number of retained covariates is $K_n = \lceil n/\log(n) \rceil = 52$ for all screening methods. As expected, QSiS, QaSiS, and AQFS all can identify important covariates X_6, X_{12}, X_{15} and X_{20} . However, as reflected in the low screening rates at $\tau = 0.3$ and 0.7 , both QSiS and QaSiS have difficulty in identifying X_1 . In contrast, our method AQFS detects X_1 at significantly improved rates. Such a competitive performance highlights the value of the proposed screening algorithm AQFS.

Table 2: Selection performance of different methods for Example 1 with $(n, p) = (300, 3000)$. For the quantile prediction error (QPE), values inside the parentheses are standard errors. The QPE values for AQFS + GamBoost are not shown because the estimation of its additive components cannot be directly comparable to those of AQFS + QBIC.

τ	Method	X_1	X_6	X_{12}	X_{15}	X_{20}	All	FP	FN	QPE
0.3	Q-SCAD	0.15	1.00	1.00	1.00	1.00	0.15	294.24	0.85	0.71 (0.00)
	AQFS+QBIC1	0.58	1.00	1.00	1.00	1.00	0.58	0.19	0.42	0.46 (0.00)
	AQFS+QBIC2	0.64	1.00	1.00	1.00	1.00	0.64	0.47	0.36	0.46 (0.00)
	AQFS+QBIC3	0.73	1.00	1.00	1.00	1.00	0.73	1.08	0.27	0.47 (0.00)
	AQFS+GamBoost	0.01	1.00	1.00	1.00	1.00	0.01	0.00	0.99	–
	Oracle	–	–	–	–	–	–	–	–	0.45 (0.00)
0.5	Q-SCAD	–	1.00	1.00	1.00	1.00	1.00	294.97	0.00	0.71 (0.00)
	AQFS+QBIC1	–	1.00	1.00	1.00	1.00	1.00	0.02	0.00	0.51 (0.00)
	AQFS+QBIC2	–	1.00	1.00	1.00	1.00	1.00	0.05	0.00	0.51 (0.00)
	AQFS+QBIC3	–	1.00	1.00	1.00	1.00	1.00	0.29	0.00	0.51 (0.00)
	AQFS+GamBoost	–	1.00	1.00	1.00	1.00	1.00	0.00	0.00	–
	Oracle	–	–	–	–	–	–	–	–	0.51 (0.00)
0.7	Q-SCAD	0.12	1.00	1.00	1.00	1.00	0.12	294.04	0.88	0.71 (0.00)
	AQFS+QBIC1	0.51	1.00	1.00	1.00	1.00	0.51	0.21	0.49	0.47 (0.00)
	AQFS+QBIC2	0.62	1.00	1.00	1.00	1.00	0.62	0.52	0.38	0.47 (0.00)
	AQFS+QBIC3	0.70	1.00	1.00	1.00	1.00	0.70	1.02	0.30	0.47 (0.00)
	AQFS+GamBoost	0.00	1.00	1.00	1.00	1.00	0.00	0.01	1.00	–
	Oracle	–	–	–	–	–	–	–	–	0.45 (0.00)

The variable selection results for Example 1 are summarized in Table 2. We include the SCAD-penalized regression method (abbreviated as Q-SCAD) for linear quantile regression model in Wang et al. (2012) in our comparison. With the goal to serve as a benchmark for prediction performance, we also include the oracle approach, which assumes that the true set of important covariates is known. With the exception for X_1 , the retention rate of the important covariates by AQFS is fully preserved by the selection stage (for all the three versions of AQFS + QBIC). The least stringent penalty, i.e. AQFS + QBIC3, performs best in terms of retaining X_1 without compromising on prediction accuracy (QPE). When comparing Q-SCAD with our methods, we can observe the following from Table 2: (i) Both Q-SCAD and our methods can select all important covariates at $\tau = 0.5$; (ii) Compared to our methods, Q-SCAD has poor performance in identifying X_1 at $\tau = 0.3$ and $\tau = 0.7$; (iii) Q-SCAD is much worse than our methods in terms of false positives (FP); (iv) Our methods have smaller values for false negatives (FN) and quantile prediction error (QPE). Overall, our methods exhibit the better performance than Q-SCAD in this example. Note that Q-SCAD knows the linearity of additive terms but all versions of AQFS+QBIC do not. This further highlights the value of the proposed method.

Recall that all the selection approaches AQFS + QBIC are based on the idea of picking

the best model from the K_n nested models $\mathcal{S}^{(1)} \subset \mathcal{S}^{(2)} \subset \dots \subset \mathcal{S}^{(K_n)}$. As a possible alternative, one may also consider the largest screened set from AQFS, i.e. $\mathcal{S}^{(K_n)}$, and apply shrinkage or penalized additive quantile regression on this set. One such shrinkage approach is the boosting algorithm in [Fenske et al. \(2011\)](#), called GamBoost. We employ the R package `mboost` to implement GamBoost and tune the parameter m_{stop} (which is the number of boosting iterations in GamBoost) by 10-fold cross-validation. As shown in [Table 2](#), AQFS + GamBoost, performs similarly to those based on QBIC with the exception of X_1 . However, AQFS + GamBoost appears to lack power to identify the heterogeneous covariate at $\tau = 0.3$ and 0.7 .

Example 2 (Mostly linear). This example is adapted from [Sherwood and Wang \(2016\)](#). We consider the model

$$Y = \beta_1 X_6 + \beta_2 X_{12} + \beta_3 X_{15} + \beta_4 X_{20} + g_{25}(X_{25}) + g_{26}(X_{26}) + 0.7 X_1 \varepsilon,$$

where $\beta_j \sim U[0.5, 1.5]$ for $1 \leq j \leq 4$, $g_{25}(X_{25}) = \sin(2\pi X_{25})$, $g_{26}(X_{26}) = 2.5 X_{26}^3$ and ε is generated from the standard normal distribution $N(0, 1)$. The covariates X_1, \dots, X_p are defined as follows. First, generate $\tilde{X}_1, \dots, \tilde{X}_p$ from the multivariate normal distribution $N(\mathbf{0}, \Sigma)$ where $\Sigma = (\sigma_{jk})_{p \times p}$ with $\sigma_{jk} = 0.5^{|j-k|}$. Then, define $X_1 = \sqrt{12}\Phi(\tilde{X}_1)$, $X_{25} = \Phi(\tilde{X}_{25})$ and $X_{26} = \Phi(\tilde{X}_{26})$ where $\Phi(\cdot)$ is the cumulative distribution function of $N(0, 1)$ and $X_j = \tilde{X}_j$ for the rest of covariates. As in [Sherwood and Wang \(2016\)](#), we consider $\tau = 0.5$ and 0.7 . It is seen that the index set of truly relevant covariates $\mathcal{S}_\tau^* = \{6, 12, 15, 20, 25, 26\}$ at $\tau = 0.5$ while $\mathcal{S}_\tau^* = \{1, 6, 12, 15, 20, 25, 26\}$ at $\tau = 0.7$.

The variable screening results for Example 2 are summarized in [Table 3](#). It is seen that QGIS, QaGIS, and AQFS all can identify important linear covariates X_6 , X_{12} , X_{15} and X_{20} , but QGIS and QaGIS have difficulty in identify important nonlinear covariates X_{25} and X_{26} . AQFS significantly outperforms both QGIS and QaGIS, at both quantiles $\tau = 0.5$ and 0.7 . This is not surprising because both QGIS and QaGIS use marginal screening and can miss important covariates. In addition, AQFS also perform better than QGIS and QaGIS in terms of detecting the heterogeneous covariate X_1 at $\tau = 0.7$.

Table 3: Screening performance of different methods for Example 2 with $(n, p) = (300, 3000)$.

τ	Method	X_1	X_6	X_{12}	X_{15}	X_{20}	X_{25}	X_{26}	All
0.5	QGIS	–	0.94	0.99	1.00	1.00	0.24	0.58	0.05
	QaGIS	–	0.94	0.99	1.00	1.00	0.42	0.45	0.17
	AQFS	–	1.00	1.00	1.00	1.00	0.95	0.98	0.95
0.7	QGIS	0.15	0.90	0.98	1.00	1.00	0.26	0.46	0.00
	QaGIS	0.04	0.82	0.97	1.00	1.00	0.47	0.29	0.00
	AQFS	0.58	0.99	1.00	1.00	1.00	0.96	0.96	0.55

The variable selection results for Example 2 are summarized in Table 4. We include the SCAD-penalized regression method incorporating non-linear terms (abbreviated as QN-SCAD) in Sherwood and Wang (2016) in our comparison. Since QN-SCAD assumes that the model structure is known and focuses on selecting important covariates in the linear part only, no selection rates for X_{25} and X_{26} are reported for QN-SCAD. We observe the following from Table 4: (i) All methods work really well in terms of selecting all important covariates in the linear part at $\tau = 0.5$ (i.e., X_6 , X_{12} , X_{15} and X_{20} in this case); (ii) QN-SCAD is much worse than our methods in terms of false positives (FP); (iii) Our methods have smaller value for QPE. Overall, our methods exhibit the better performance than QN-SCAD.

Table 4: Selection performance of different methods for Example 2 with $(n, p) = (300, 3000)$. For the quantile prediction error (QPE), values inside the parentheses are standard errors.

τ	Method	X_1	X_6	X_{12}	X_{15}	X_{20}	X_{25}	X_{26}	All	FP	FN	QPE
0.5	QN-SCAD	–	1.00	1.00	1.00	1.00	–	–	1.00	288.90	0.00	0.75 (0.01)
	AQFS+QBIC1	–	0.99	0.99	1.00	1.00	0.91	0.88	0.84	0.71	0.23	0.63 (0.01)
	AQFS+QBIC2	–	0.99	0.99	1.00	1.00	0.92	0.90	0.86	0.83	0.20	0.63 (0.01)
	AQFS+QBIC3	–	1.00	0.99	1.00	1.00	0.93	0.94	0.89	1.13	0.14	0.63 (0.01)
	Oracle	–	–	–	–	–	–	–	–	–	–	0.61 (0.01)
0.7	QN-SCAD	0.19	1.00	1.00	1.00	1.00	–	–	0.19	287.57	0.81	0.71 (0.01)
	AQFS+QBIC1	0.19	0.93	0.99	1.00	1.00	0.76	0.80	0.19	0.95	1.33	0.57 (0.01)
	AQFS+QBIC2	0.24	0.97	0.99	1.00	1.00	0.87	0.87	0.24	1.45	1.06	0.56 (0.01)
	AQFS+QBIC3	0.34	0.97	0.99	1.00	1.00	0.90	0.90	0.32	1.87	0.90	0.57 (0.01)
	Oracle	–	–	–	–	–	–	–	–	–	–	0.53 (0.00)

Example 3 (mostly nonlinear). This example is adapted from Lee et al. (2014). We consider the model

$$Y = 5X_2 + g_3(X_3) + g_4(X_4) + g_1(X_1)\varepsilon,$$

where ε is generated from the standard normal distribution $N(0, 1)$. Each covariate X_j is defined by $X_j = 0.5(\tilde{X}_j + U)$ for $j = 1, \dots, p$ where $\tilde{X}_1, \dots, \tilde{X}_p$ and U are independently generated from the standard Uniform distribution. It can be seen that the covariates X_1, \dots, X_p are highly correlated because the pairwise population correlation between X_j and X_k is 0.5 for $j \neq k$. The nonlinear additive functions are given by $g_1(X_1) = 7X_1^2$, $g_3(X_3) = 4 \sin(2\pi X_3)/(2 - \sin(2\pi X_3))$ and $g_4(X_4) = 0.6 \sin(2\pi X_4) + 1.2 \cos(2\pi X_4) + 1.8 \sin^2(2\pi X_4) + 2.4 \cos^3(2\pi X_4) + 3 \sin^3(2\pi X_4)$. As in Lee et al. (2014), we consider $\tau = 0.2$ and 0.5. We can see that the index set of truly important covariate $\mathcal{S}_\tau^* = \{1, 2, 3, 4\}$ at $\tau \neq 0.5$ while $\mathcal{S}_\tau^* = \{2, 3, 4\}$ at $\tau = 0.5$. Note that the heterogeneous covariate X_1 also has a nonlinear association with the response Y at quantiles other than $\tau = 0.5$.

The variable screening results for Example 3 are summarized in Table 5. We can see

that both QSiS and QaSiS have no power in identifying X_2 at quantiles $\tau = 0.2$ and 0.5 . This is because QSiS and QaSiS use marginal screening and can miss important covariates when the variables are highly correlated. In addition, compared to QaSiS and AQFS, QSiS has lower power to identify nonlinear covariate X_4 . This is not surprising because QSiS is designed for linear quantile regression. It is interesting to observe that both QSiS and QaSiS is comparatively competitive with AQFS in identifying in the heterogeneous covariate X_1 in this Example. This may be due to its high correlations with other important predictors X_2 , X_3 and X_4 .

The variable selection results for Example 3 are summarized in Table 6. Overall, the retention rate of important covariates is largely preserved by the selection stage, especially by AQFS + QBIC3.

Table 5: Screening performance of different methods for Example 3 with $(n, p) = (300, 3000)$.

τ	Method	X_1	X_2	X_3	X_4	All
0.2	QSiS	0.50	0.00	0.99	0.55	0.00
	QaSiS	0.59	0.00	0.89	0.95	0.00
	AQFS	0.63	0.88	0.95	0.93	0.59
0.5	QSiS	–	0.00	1.00	1.00	0.00
	QaSiS	–	0.00	0.98	1.00	0.00
	AQFS	–	1.00	1.00	1.00	1.00

Table 6: Selection performance of different methods for Example 3 with $(n, p) = (300, 3000)$. For the quantile prediction error (QPE), values inside the parentheses are standard errors.

τ	Method	X_1	X_2	X_3	X_4	All	FP	FN	QPE
0.2	AQFS+QBIC1	0.41	0.64	0.87	0.92	0.37	0.72	1.16	0.69 (0.01)
	AQFS+QBIC2	0.53	0.76	0.91	0.93	0.48	1.52	0.87	0.69 (0.01)
	AQFS+QBIC3	0.56	0.83	0.93	0.93	0.52	2.79	0.75	0.72 (0.01)
	Oracle	–	–	–	–	–	–	–	0.62 (0.00)
0.5	AQFS+QBIC1	–	0.98	1.00	1.00	0.98	0.04	0.02	0.86 (0.00)
	AQFS+QBIC2	–	0.98	1.00	1.00	0.98	0.10	0.02	0.86 (0.00)
	AQFS+QBIC3	–	0.98	1.00	1.00	0.98	0.26	0.02	0.87 (0.00)
	Oracle	–	–	–	–	–	–	–	0.86 (0.00)

In summary, through three examples above, our proposed variable screening algorithm, AQFS, is shown to be powerful in identifying important covariates. For a dimension p as large as 3000, the screening method is also reasonably effective in detecting a covariate that has heterogeneous association with the response. The covariate selection results are

also encouraging and the least stringent penalty with the lowest C_n , i.e. AQFS + QBIC3, performs the best overall. In terms of prediction, the simulation results show that the proposed selection competes even with the oracle method which uses the information of the true underlying sparse model (i.e., the model structure and which covariates are important). Finally, our procedure is computationally fast to be implemented. This is very appealing for practitioners when faced with ultra-high dimensional applications.

5 Real Data Example

We consider the problem of identifying potential risk factors for low infant *birth weight*. Following [Sherwood and Wang \(2016\)](#), we use data on 64 subjects to select important risk factors at quantiles in lower half of the conditional distribution of infant birth weight (in kilograms). We focus on the quantiles $\tau = 0.2, 0.3$ and 0.5 . The covariate set (potential risk factors) has a total dimension of $p = 24531$, i.e. 5 clinical covariates and expression levels of 24526 different probes. The genetic data are from the peripheral blood sample collected by [Votavova et al. \(2011\)](#). The clinical covariates are *age* of the mother, *gestational age*, *parity*, the amount of *cotinine* in the blood (which is a chemical found in tobacco) and mother’s *BMI*. Although the proposed AQFS is still feasible for such large dimension p , it may lack power to detect important covariates given a small sample of $n = 64$. To help explore this issue, we consider four covariate dimensions $p = m + 5$ where $m \in \{24526, 1200, 600, 200\}$. In other words, $p \in \{24531, 1205, 605, 205\}$. The candidate set of m probes is obtained as follows. At step $\ell = 2$ in our screening algorithm AQFS (see step 2(b) of our Algorithm 1), instead of selecting one probe that achieves the maximum score, we pick the top m probes. Then we can apply our procedure to the set with $m + 5$ covariates (i.e., m probes and 5 clinical covariates) for variable screening.

In order to evaluate the performance of our procedure, we consider 100 random partitions of the original data into a training set of 58 (new n) observations and the rest 6 as test data. We opt for this 90%-10% split to conserve data for training the AQFS algorithm as the initial $n = 64$ is rather small. For all considered p , the top 14 ($= \lceil 58/\log(58) \rceil$) covariates are kept in the screening stage. To possibly further reduce these screened sets, we apply GamBoost in [Fenske et al. \(2011\)](#) for further variable selection. We tune the parameter m_{stop} in GamBoost via 10-fold cross-validation. Based on the 100 random partitions, Table 7 reports the average quantile prediction error (QPE) evaluated on the test data and the average model size (MS). We also list the most frequently selected covariates (with at least 15% relative frequency) for each p and τ .

For all τ ’s, our results across p are comparable both in terms of QPE and MS. As p increases, a smaller number of covariates are frequently selected, indicating the difficulty of separating noises from true signals given the small sample. Interestingly, those covariates

selected at least 40% of times in $p = 205$ and $p = 605$ are also selected with high frequency in large p cases. So, when the signal is large enough, AQFS can detect important covariates even in small samples from the ultra-high dimensional set. For all τ 's, the two clinical covariates, *Age* and *continine* level, are by far the most frequently selected. For the full dimension case $p = 24531$, *continine* is not as frequently selected as in the smaller p cases. Among the other clinical covariates, *gestational age* is also frequently selected at $\tau = 0.2$ and *parity* at all three τ 's.

To explore the nature of the relationship between *birth weight* and clinical covariates for a particular τ , we combine the most frequently selected variables (for all p) from Table 7. This way, we have a total 14 unique covariates at $\tau = 0.2$, 12 covariates at $\tau = 0.3$, and 12 covariates at $\tau = 0.5$, respectively. Then, for each τ , we apply GamBoost (further tuned with 10-fold cross-validation) on the original $n = 64$. In particular, three clinical covariates, *age*, *continine* and *gestational age*, are selected at $\tau = 0.2$. The covariate *parity* was selected in addition to *age* and *continine* at $\tau = 0.3$ and 0.5 . Figure 2 shows the estimated effects (i.e., estimated functions $\hat{g}_j(X_j)$) of the selected clinical covariates at each τ . We can observe that most of the estimated effects of those selected clinical covariates are fairly nonlinear and not necessarily the same across quantiles. We also display the estimated effects of three most frequently selected probes for each quantile τ in Figure 3. The nonlinear effects of those probes appear even stronger.

Sherwood and Wang (2016) analyzed the same data using a semiparametric quantile regression model at $\tau = 0.1, 0.3$ and 0.5 and reported covariate selection results. To be more specific, for each quantile, Sherwood and Wang (2016) first applied QaSIS of He et al. (2013) on the 24526 probes to select the top 200 probes. Then they included the gene expression values of the 200 probes and the clinical variables *parity*, *gestational age*, *cotinine* and *BMI* as linear covariates and the clinical variable *age* of the mother as nonlinear covariate. Their approach applies penalization (covariate selection) only on those linear covariates ($p = 204$). They reported that, among the clinical covariates that are subject to penalization, only *gestational age* is selected to have important association with *birth weight*. Among the frequently selected probes, none of them match our selection except probe ILMN_1755657. Overall, possibly due to the small sample, there is little overlap between the covariate selection results of AQFS and those of Sherwood and Wang (2016). As such the findings from both approaches can be considered complementary.

Table 7: Selected covariates (relative frequency in parenthesis), average quantile prediction error (QPE) and average model size (MS) over 100 random partitions. For PQE and MS, the values given in parenthesis are their standard errors.

	$p = 205$	$p = 605$	$p = 1205$	$p = 24531$		
$\tau = 0.2$	Covariate	Age (86%)	Age (79%)	Age (86%)	Age (90%)	
		Continine (62%)	Continine (47%)	Continine (47%)	ILMN_2125395 (48%)	
		ILMN_1697444 (36%)	ILMN_2159694 (28%)	ILMN_2159694 (26%)	ILMN_2159694 (33%)	
		ILMN_1785960 (33%)	ILMN_1697444 (24%)	ILMN_2355486 (22%)	ILMN_2355486 (17%)	
		ILMN_2159694 (31%)	ILMN_2355486 (21%)	ILMN_1772074 (19%)	Continine (10%)	
		ILMN_2355486 (29%)	ILMN_1772074 (19%)			
		Parity (24%)	ILMN_1785960 (17%)			
		ILMN_2238506 (21%)	ILMN_1755657 (16%)			
		GestationalAge (16%)	ILMN_2304996 (16%)			
		ILMN_1716061 (16%)				
		ILMN_1772074 (16%)				
	QPE	0.141 (0.051)	0.135 (0.047)	0.133 (0.047)	0.147 (0.046)	
	MS	10.17 (2.01)	10.43 (2.19)	10.16 (1.94)	10.93 (1.89)	
$\tau = 0.3$	Covariate	Age (76%)	Age (91%)	Age (81%)	Age (93%)	
		Continine (71%)	Continine (60%)	ILMN_1800059 (53%)	ILMN_1800059 (53%)	
		ILMN_1800059 (52%)	ILMN_1800059 (53%)	Continine (45%)	ILMN_2125395 (36%)	
		ILMN_2051113 (19%)	ILMN_1772074 (26%)	ILMN_2229649(28%)	Continine (9%)	
		ILMN_1755657 (17%)	ILMN_2229649(26%)	ILMN_1772074 (22%)		
		ILMN_1682937 (16%)	ILMN_1680434(17%)			
		ILMN_1772074 (16%)	Parity (16%)			
		ILMN_1779147 (16%)				
	QPE	0.191 (0.055)	0.194 (0.056)	0.192 (0.072)	0.191 (0.065)	
	MS	10.72 (1.81)	11.60 (1.67)	11.02 (1.84)	11.19 (1.89)	
	$\tau = 0.5$	Covariate	Age (84%)	Age (86%)	Age (86%)	Age (84%)
			Continine (67%)	Continine (40%)	Continine (41%)	ILMN_2125395 (33%)
			ILMN_1759423 (26%)	ILMN_1759423 (28%)	ILMN_1759423 (24%)	ILMN_1759423 (24%)
		ILMN_1683806 (24%)	ILMN_1683806 (19%)	ILMN_1683806 (21%)	ILMN_1683806 (21%)	
		ILMN_1779147 (24%)	ILMN_1697433 (17%)	ILMN_2051113 (16%)	Continine (12%)	
		Parity (22%)				
		ILMN_1738033(19%)				
		ILMN_1739429 (19%)				
		ILMN_1752218 (17%)				
QPE		0.223 (0.056)	0.214 (0.058)	0.217 (0.060)	0.228 (0.062)	
MS		12.17 (1.17)	12.26 (1.22)	12.07 (1.41)	11.89 (1.83)	

Figure 2: Plots of the estimated effects of the selected clinical variables at different quantiles (row 1: $\tau = 0.2$; row 2: $\tau = 0.3$; row 3: $\tau = 0.5$).

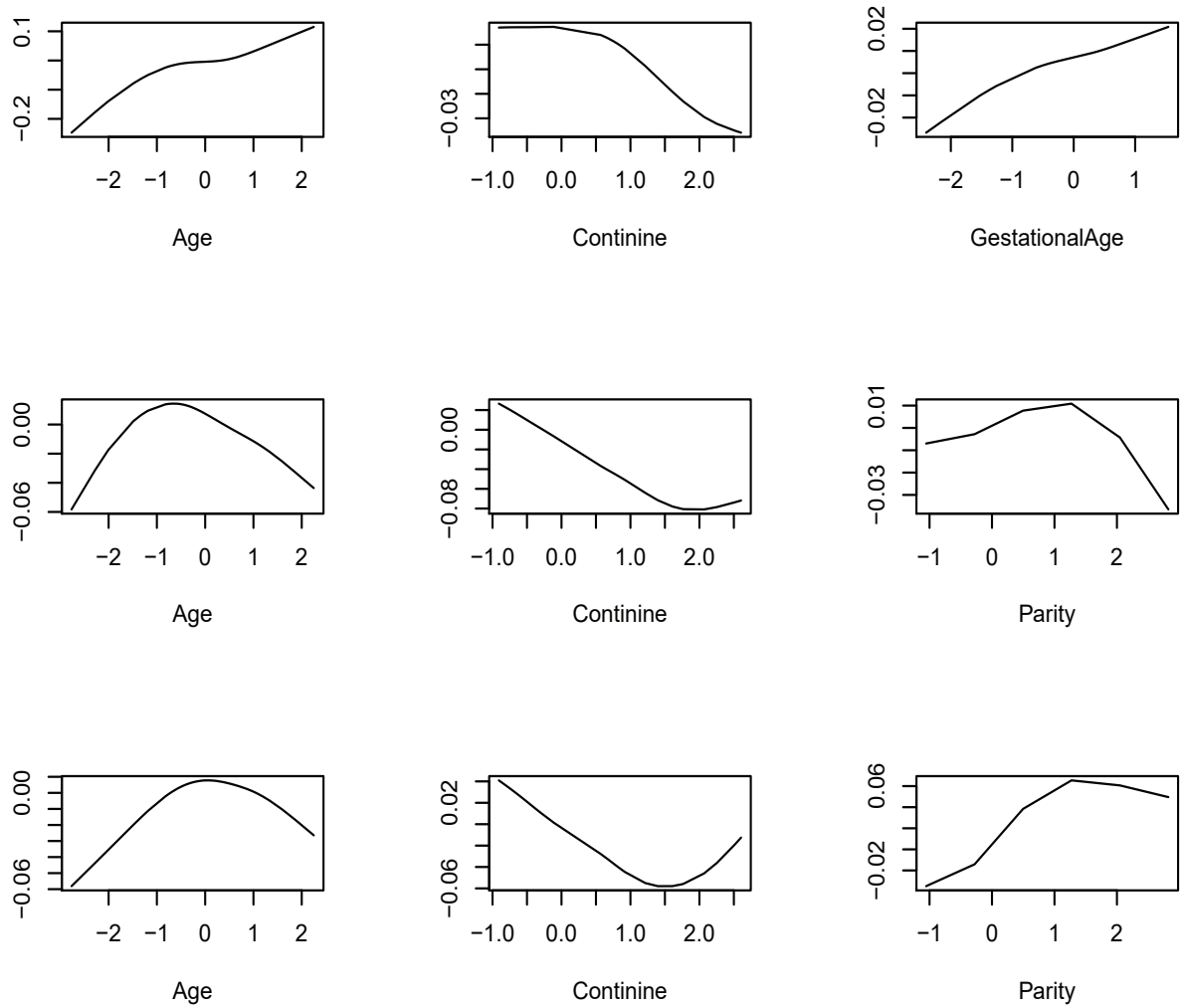
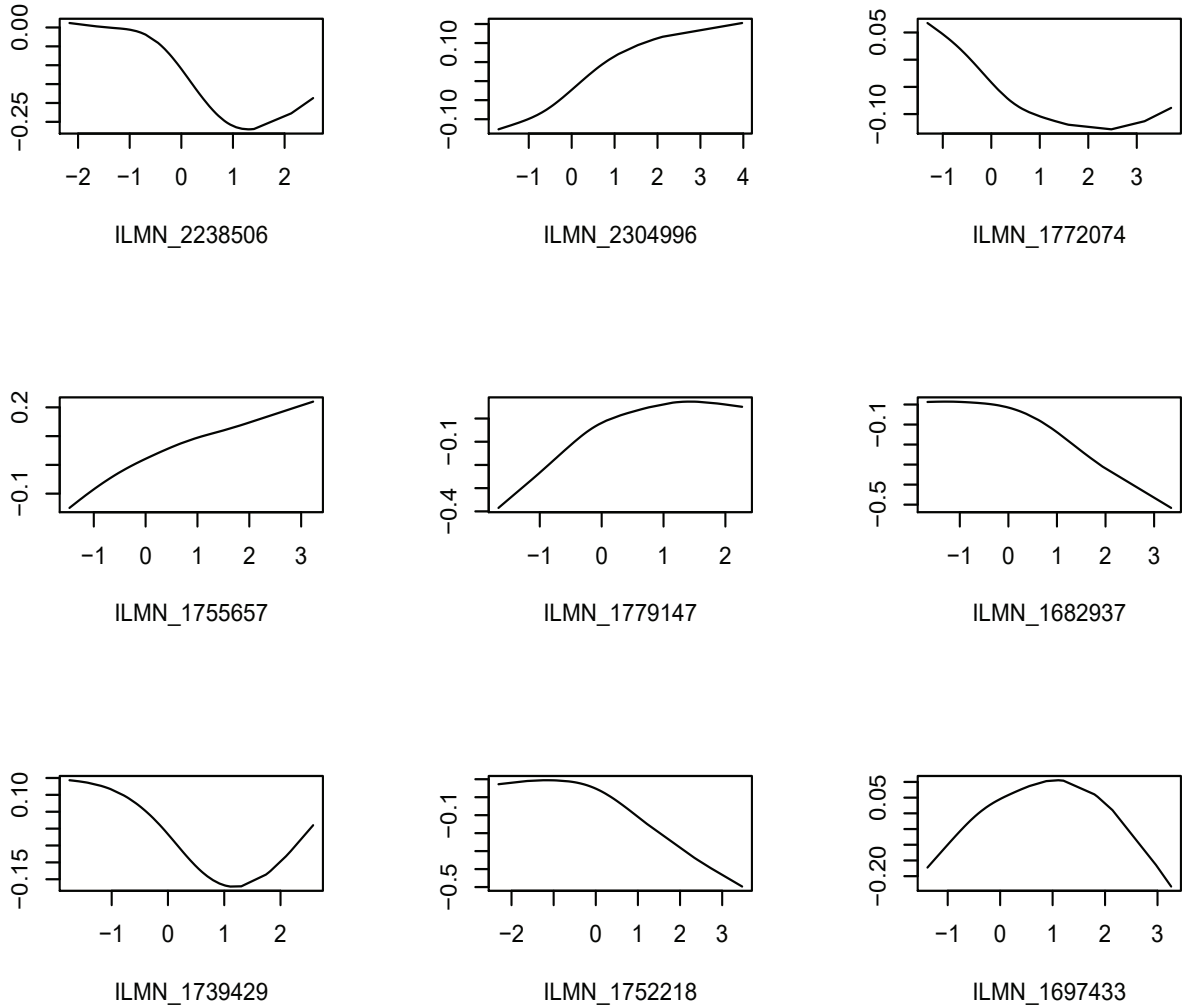


Figure 3: Plots of the estimated effects of the top three selected probes at different quantiles (row 1: $\tau = 0.2$; row 2: $\tau = 0.3$; row 3: $\tau = 0.5$).



6 Concluding Remarks

In this paper, we have developed a flexible feature screening procedure for nonparametric additive quantile regression models in the ultra-high dimensional setting. We first use B-spline basis functions to approximate the nonparametric components. Then we propose an additive quantile forward screening method to subsequently screen important covariates. Finally, we apply a modified quantile Bayesian information criterion to the screened set for best subset selection. Compared to existing screening methods for parametric quantile models, our proposed procedure is more flexible and more robust to model misspecification. In addition, our procedure can successfully select important covariates when the variables

are highly correlated, identify covariates that contribute to the quantiles conditionally but not marginally, and detect heterogeneous associations. These advantages of our proposed procedure are demonstrated through simulation studies and a real data example.

We have focused on the nonparametric additive quantile regression models in this paper. Recently, [Sherwood and Wang \(2016\)](#) proposed a penalized variable selection method for partially linear additive quantile regression models. Their approach applies penalization only on the linearly entered variables and assumes that the number of nonparametric components is finite. Our feature screening method can be easily extended to partially linear additive quantile regression models in ultra-high dimension where both the number of linearly entered variables and the number of nonparametric components can grow exponentially with the sample size. In addition, we take $q_n = \lceil n^{1/5} \rceil$ in our simulation studies. The choice of q_n may also affect the numerical performance of our method in practice. One can choose the optimal value of q_n using cross-validation or other data-driven approaches. These possible extensions are beyond the scope of the current paper and will be an interesting topic for future research.

Acknowledgments

The authors sincerely thank the Editor, Associate Editor, and anonymous referees for their valuable and constructive comments.

Disclosure statement

No potential conflict of interest was reported by the authors.

Funding

Li was supported by the 2022–2023 RSCA Award Program at California State University, Fullerton, United States.

Appendix A: Proofs of Theorems 1-4

Recall that $\hat{\boldsymbol{\theta}}_S = \arg \min_{\boldsymbol{\theta}_S} n^{-1} \sum_{i=1}^n \rho_\tau(Y_i - \mathbf{z}_{i,S}^T \boldsymbol{\theta}_S)$. Define $\boldsymbol{\theta}_{0S} = \arg \min_{\boldsymbol{\theta}_S} E[\rho_\tau(Y - \mathbf{z}_S^T \boldsymbol{\theta}_S)]$.

Then $\hat{\boldsymbol{\theta}}_S$ and $\boldsymbol{\theta}_{0S}$ are the minimizers of $g_n(\boldsymbol{\theta}_S) = n^{-1} \sum_{i=1}^n [\rho_\tau(Y_i - \mathbf{z}_{i,S}^T \boldsymbol{\theta}_S) - \rho_\tau(Y_i)]$ and $g(\boldsymbol{\theta}_S) = E[\rho_\tau(Y - \mathbf{z}_S^T \boldsymbol{\theta}_S) - \rho_\tau(Y)]$, respectively. Before proving our Theorems 1-4, we present three lemmas. Lemma 1 is known as Hoeffding’s lemma (see Lemma A in Section 5.6.1 of [Serfling](#)

(1980)). Lemmas 2 and 3 are used in the proofs of Theorem 1. The result in Theorem 1 is the key to prove Theorem 2. The proofs of lemmas 2 and 3 are given in Appendix B. As mentioned in Remark 1 in Section 3, when we let $q_n = O(n^{1/(2d+1)})$, which is the optimal rate for B-spline approximation, and take $r_n = O(n^\omega)$, the assumption $r_n^{1/2}q_n^{-d}n^\alpha = o(1)$ will hold under the requirement $\omega < 2d/(2d+1) - 2\alpha$ for $0 < \alpha < d/(2d+1)$.

Lemma 1. *Let W be a real-valued random variable with $E(W) = \mu_W$. If $P(a \leq W \leq b) = 1$ for some $a, b \in R$, then $E\{\exp[t(W - \mu_W)]\} \leq \exp[t^2(b - a)^2/8]$ for any $t > 0$.*

Lemma 2. *Assume that $r_n^{1/2}q_n^{-d}n^\alpha = o(1)$. Then, for any constant $C > 0$, there exists a positive constant C_4 such that*

$$\inf_{\|\boldsymbol{\theta}_S - \boldsymbol{\theta}_{0S}\| = Cq_n^{-1/2}n^{-\alpha}} [g(\boldsymbol{\theta}_S) - g(\boldsymbol{\theta}_{0S})] \geq 2C_4r_n n^{-2\alpha}$$

for all n sufficiently large.

Lemma 3. *Assume that $r_n^{1/2}q_n^{-d}n^\alpha = o(1)$. Then, for any constant $C > 0$, there exist some positive constants C_5 and C_6 such that*

$$P\left(\|\hat{\boldsymbol{\theta}}_S - \boldsymbol{\theta}_{0S}\| \geq Cq_n^{-1/2}n^{-\alpha}\right) \leq 2\exp(-C_5r_n^2n^{1-4\alpha}) + \exp(-C_6r_n n^{1-2\alpha})$$

for all n sufficiently large.

Proof of Theorem 1. Recall that $\|\hat{d}_k(\mathcal{S})\| = n^{-1} \sum_{i=1}^n \hat{d}_k^2(X_{ik}|\mathcal{S})$ and $\|d_k(\mathcal{S})\| = E[d_k^2(t|\mathcal{S})]$ with

$$\hat{d}_k(t|\mathcal{S}) = n^{-1} \sum_{i=1}^n \left[\tau - I\{Y_i < \hat{Q}_\tau(Y|\mathbf{x}_{i,S})\} \right] I(X_{ik} < t)$$

and $d_k(t|\mathcal{S}) = E\left([\tau - I\{Y < Q_\tau(Y|\mathbf{x}_S)\}] I(X_k < t)\right)$ where $\hat{Q}_\tau(Y|\mathbf{x}_{i,S}) = \mathbf{z}_{i,S}^T \hat{\boldsymbol{\theta}}_S$. Let $e(\mathcal{S}) = Y - Q_\tau(Y|\mathbf{x}_S)$, $e_i(\mathcal{S}) = Y_i - Q_\tau(Y_i|\mathbf{x}_{i,S})$ and $\hat{e}_i(\mathcal{S}) = Y_i - \hat{Q}_\tau(Y_i|\mathbf{x}_{i,S})$. Then we have $\hat{d}_k(t|\mathcal{S}) = n^{-1} \sum_{i=1}^n [\tau - I\{\hat{e}_i(\mathcal{S}) < 0\}] I(X_{ik} < t)$ and $d_k(t|\mathcal{S}) = E\left([\tau - I\{e_i(\mathcal{S}) < 0\}] I(X_k < t)\right)$. In addition, we define

$$\tilde{d}_k(t|\mathcal{S}) = n^{-1} \sum_{i=1}^n [\tau - I\{e_i(\mathcal{S}) < 0\}] I(X_{ik} < t) \text{ and } \|\tilde{d}_k(\mathcal{S})\| = n^{-1} \sum_{i=1}^n \tilde{d}_k^2(X_{ik}|\mathcal{S}).$$

An application of the triangle inequality entails

$$\left| \|\hat{d}_k(\mathcal{S})\| - \|d_k(\mathcal{S})\| \right| \leq \left| \|\hat{d}_k(\mathcal{S})\| - \|\tilde{d}_k(\mathcal{S})\| \right| + \left| \|\tilde{d}_k(\mathcal{S})\| - \|d_k(\mathcal{S})\| \right|. \quad (\text{A.1})$$

In what follows, we will provide details on deriving an exponential tail probability bound for each term on the right hand side of (A.1). To enhance readability, we split the proof into two steps.

Step 1. We start with the first term $\|\widehat{d}_k(\mathcal{S})\| - \|\widetilde{d}_k(\mathcal{S})\|$. After some calculations, we have

$$\|\widetilde{d}_k(\mathcal{S})\| = \frac{(n-1)(n-2)}{n^2} \left[\frac{1}{n-2} \widetilde{D}_{k1}(\mathcal{S}) + \widetilde{D}_{k2}(\mathcal{S}) \right], \quad (\text{A.2})$$

where

$$\begin{aligned} \widetilde{D}_{k1}(\mathcal{S}) &= \frac{2}{n(n-1)} \sum_{i < j} \frac{1}{2} \{ [\tau - I\{e_i(\mathcal{S}) < 0\}]^2 I(X_{ik} < X_{jk}) + [\tau - I\{e_j(\mathcal{S}) < 0\}]^2 I(X_{jk} < X_{ik}) \} \\ &\stackrel{\Delta}{=} \frac{2}{n(n-1)} \sum_{i < j} \varphi_1(X_{ik}, Y_i; X_{jk}, Y_j; \mathcal{S}), \end{aligned} \quad (\text{A.3})$$

and

$$\begin{aligned} &\widetilde{D}_{k2}(\mathcal{S}) \\ &= \frac{6}{n(n-1)(n-2)} \sum_{i < j < \ell} \frac{1}{3} \{ [\tau - I\{e_i(\mathcal{S}) < 0\}] [\tau - I\{e_j(\mathcal{S}) < 0\}] I(X_{ik} < X_{\ell k}) I(X_{jk} < X_{\ell k}) \\ &\quad + [\tau - I\{e_j(\mathcal{S}) < 0\}] [\tau - I\{e_\ell(\mathcal{S}) < 0\}] I(X_{jk} < X_{ik}) I(X_{\ell k} < X_{ik}) \\ &\quad + [\tau - I\{e_\ell(\mathcal{S}) < 0\}] [\tau - I\{e_i(\mathcal{S}) < 0\}] I(X_{\ell k} < X_{jk}) I(X_{ik} < X_{jk}) \} \\ &\stackrel{\Delta}{=} \frac{6}{n(n-1)(n-2)} \sum_{i < j < \ell} \varphi_2(X_{ik}, Y_i; X_{jk}, Y_j; X_{\ell k}, Y_\ell; \mathcal{S}), \end{aligned} \quad (\text{A.4})$$

where the definitions of the kernels φ_1 and φ_2 are clear from the context above. Obviously, both $\widetilde{D}_{k1}(\mathcal{S})$ and $\widetilde{D}_{k2}(\mathcal{S})$ are U -statistics with the kernels φ_1 and φ_2 , respectively. Similarly, we can re-write $\|\widehat{d}_k(\mathcal{S})\|$ as

$$\|\widehat{d}_k(\mathcal{S})\| = \frac{(n-1)(n-2)}{n^2} \left[\frac{1}{n-2} \widehat{D}_{k1}(\mathcal{S}) + \widehat{D}_{k2}(\mathcal{S}) \right], \quad (\text{A.5})$$

where $\widehat{D}_{k1}(\mathcal{S})$ and $\widehat{D}_{k2}(\mathcal{S})$ are obtained by replacing $e_i(\mathcal{S}), e_j(\mathcal{S})$ and $e_\ell(\mathcal{S})$ in \widetilde{D}_{k1} and \widetilde{D}_{k2} with $\widehat{e}_i(\mathcal{S}), \widehat{e}_j(\mathcal{S})$ and $\widehat{e}_\ell(\mathcal{S})$, respectively. Combining (A.2) with (A.5) leads to

$$\begin{aligned} \|\|\widehat{d}_k(\mathcal{S})\| - \|\widetilde{d}_k(\mathcal{S})\|\| &= \left| \frac{n-1}{n^2} \left[\widehat{D}_{k1}(\mathcal{S}) - \widetilde{D}_{k1}(\mathcal{S}) \right] + \frac{(n-1)(n-2)}{n^2} \left[\widehat{D}_{k1}(\mathcal{S}) - \widetilde{D}_{k2}(\mathcal{S}) \right] \right| \\ &\leq n^{-1} \left| \widehat{D}_{k1}(\mathcal{S}) - \widetilde{D}_{k1}(\mathcal{S}) \right| + \left| \widehat{D}_{k2}(\mathcal{S}) - \widetilde{D}_{k2}(\mathcal{S}) \right|. \end{aligned} \quad (\text{A.6})$$

It follows from the definitions of $\widehat{D}_{k1}(\mathcal{S})$ and $\widetilde{D}_{k1}(\mathcal{S})$, the fact $0 < \tau < 1$, and the boundedness

of the indicator functions that $0 \leq \widehat{D}_{k1}(\mathcal{S}) \leq 1$ and $0 \leq \widetilde{D}_{k1}(\mathcal{S}) \leq 1$. Thus, for any $\delta > 0$, $n^{-1} \left| \widehat{D}_{k1}(\mathcal{S}) - \widetilde{D}_{k1}(\mathcal{S}) \right| < \delta$ holds for all $1 \leq k \leq p$ and all n sufficiently large. This together with (A.6) yields that

$$P \left(\left| \|\widehat{d}_k(\mathcal{S})\| - \|\widetilde{d}_k(\mathcal{S})\| \right| \geq 2\delta \right) \leq P \left(\left| \widehat{D}_{k2}(\mathcal{S}) - \widetilde{D}_{k2}(\mathcal{S}) \right| \geq \delta \right) \quad (\text{A.7})$$

for any $\delta > 0$ and all n sufficiently large. Thus, it suffices to bound the probability $P \left(\left| \widehat{D}_{k2}(\mathcal{S}) - \widetilde{D}_{k2}(\mathcal{S}) \right| \geq \delta \right)$.

It follows from the triangle inequality and the boundedness of the indicator functions that we have

$$\left| \widehat{D}_{k2}(\mathcal{S}) - \widetilde{D}_{k2}(\mathcal{S}) \right| \leq 2(1 + \tau)n^{-1} \sum_{i=1}^n |I\{\widehat{e}_i(\mathcal{S}) < 0\} - I\{e_i(\mathcal{S}) < 0\}|. \quad (\text{A.8})$$

Hereafter our analysis will be conditional on the event $\Omega_1 = \left\{ \|\widehat{\boldsymbol{\theta}}_{\mathcal{S}} - \boldsymbol{\theta}_{0\mathcal{S}}\| \leq c_6^{-1} C q_n^{-1/2} n^{-\alpha} \right\}$, where $c_6 = 1 + 5(1 + \tau)f_{\max}$ and $f_{\max} = \sup \{f_{Y|\mathbf{x}_S}(Q_\tau(Y|\mathbf{x}_S))\}$. Conditional on the event Ω_1 , using the fact of $\|B_{j\ell}(\cdot)\|_\infty \leq 1$ and the Cauchy-Schwarz inequality, we have $\left| \mathbf{z}_{i,S}^T (\widehat{\boldsymbol{\theta}}_{\mathcal{S}} - \boldsymbol{\theta}_{0\mathcal{S}}) \right| \leq c_6^{-1} C r_n^{1/2} n^{-\alpha}$. Following similar arguments in the proof of Lemma 3.1 in He et al. (2013), there exist a positive constant c_5 such that $|Q_\tau(Y|\mathbf{x}_S) - \mathbf{z}_{i,S}^T \boldsymbol{\theta}_{0\mathcal{S}}| \leq c_5 r_n q_n^{-d}$. An application of the triangle inequality entails

$$\begin{aligned} & \left| \widehat{Q}_\tau(Y_i|\mathbf{x}_{i,S}) - Q_\tau(Y_i|\mathbf{x}_{i,S}) \right| = \left| \mathbf{z}_{i,S}^T (\widehat{\boldsymbol{\theta}}_{\mathcal{S}} - \boldsymbol{\theta}_{0\mathcal{S}}) - [Q_\tau(Y_i|\mathbf{x}_{i,S}) - \mathbf{z}_{i,S}^T \boldsymbol{\theta}_{0\mathcal{S}}] \right| \\ & \leq \left| \mathbf{z}_{i,S}^T (\widehat{\boldsymbol{\theta}}_{\mathcal{S}} - \boldsymbol{\theta}_{0\mathcal{S}}) \right| + |Q_\tau(Y_i|\mathbf{x}_{i,S}) - \mathbf{z}_{i,S}^T \boldsymbol{\theta}_{0\mathcal{S}}| \leq c_6^{-1} C r_n^{1/2} n^{-\alpha} + c_5 r_n q_n^{-d} \leq 2c_6^{-1} C r_n^{1/2} n^{-\alpha}, \end{aligned}$$

for sufficiently large n , where the last equality follows from the fact $r_n^{1/2} q_n^{-d} n^\alpha = o(1)$ by noting that $q_n = O(n^{1/(2d+1)})$, $r_n = O(n^\omega)$, and $\omega < 2d/(2d+1) - 2\alpha$ for $0 < \alpha < d/(2d+1)$.

Using the fact that $\sup_{s:|s-t|\leq\epsilon} |I\{Y < s\} - I\{Y < t\}| \leq I\{t - \epsilon \leq Y \leq t + \epsilon\}$ for any $\epsilon > 0$, we have

$$\begin{aligned} & |I\{\widehat{e}_i(\mathcal{S}) < 0\} - I\{e_i(\mathcal{S}) < 0\}| = |I\{Y_i < \widehat{Q}_\tau(Y_i|\mathbf{x}_{i,S})\} - I\{Y_i < Q_\tau(Y_i|\mathbf{x}_{i,S})\}| \\ & \leq I\{Q_\tau(Y_i|\mathbf{x}_{i,S}) - 2c_6^{-1} C r_n^{1/2} n^{-\alpha} \leq Y_i \leq Q_\tau(Y_i|\mathbf{x}_{i,S}) + 2c_6^{-1} C r_n^{1/2} n^{-\alpha}\} \\ & = I\{-2c_6^{-1} C r_n^{1/2} n^{-\alpha} \leq e_i(\mathcal{S}) \leq 2c_6^{-1} C r_n^{1/2} n^{-\alpha}\}. \end{aligned}$$

Combining this with (A.8) leads to

$$\left| \widehat{D}_{k2}(\mathcal{S}) - \widetilde{D}_{k2}(\mathcal{S}) \right| \leq 2(1 + \tau)n^{-1} \sum_{i=1}^n I\{-2c_6^{-1} C r_n^{1/2} n^{-\alpha} \leq e_i(\mathcal{S}) \leq 2c_6^{-1} C r_n^{1/2} n^{-\alpha}\}. \quad (\text{A.9})$$

Let $\mu = E \left(I \left\{ -2c_6^{-1}Cr_n^{1/2}n^{-\alpha} \leq e(\mathcal{S}) \leq 2c_6^{-1}Cr_n^{1/2}n^{-\alpha} \right\} \right)$ with $e(\mathcal{S}) = Y - Q_\tau(Y|\mathbf{x}_\mathcal{S})$. By the Taylor expansions, we further have

$$\mu = 2f_{Y|\mathbf{x}_\mathcal{S}}(Q_\tau(Y|\mathbf{x}_\mathcal{S}))(2c_6^{-1}Cr_n^{1/2}n^{-\alpha}) + [f'_{Y|\mathbf{x}_\mathcal{S}}(\zeta_1) - f'_{Y|\mathbf{x}_\mathcal{S}}(\zeta_2)] (2c_6^{-1}Cr_n^{1/2}n^{-\alpha})^2/2,$$

where ζ_1 and ζ_2 are in the $(2c_6^{-1}Cr_n^{1/2}n^{-\alpha})$ -neighborhood of $Q_\tau(Y|\mathbf{x}_\mathcal{S})$. Under Condition 2, there exists some positive constant c_7 such that $|f'_{Y|\mathbf{x}_\mathcal{S}}(\zeta_1) - f'_{Y|\mathbf{x}_\mathcal{S}}(\zeta_2)| \leq c_7$. This leads to

$$\mu \leq 4c_6^{-1}Cf_{\max}r_n^{1/2}n^{-\alpha} + c_6^{-1}Cr_n^{1/2}n^{-\alpha}/(1 + \tau),$$

by noting that $2c_7(1 + \tau)(Cr_n^{1/2}n^{-\alpha}) \leq c_6$ for sufficiently large n . Recall that $c_6 = 1 + 5(1 + \tau)f_{\max}$. We further have

$$\begin{aligned} \frac{Cr_n^{1/2}n^{-\alpha}}{1 + \tau} - \mu &\geq \frac{c_6^{-1}Cr_n^{1/2}n^{-\alpha}}{1 + \tau} [1 + 5(1 + \tau)f_{\max}] - 4c_6^{-1}Cf_{\max}r_n^{1/2}n^{-\alpha} - \frac{c_6^{-1}Cr_n^{1/2}n^{-\alpha}}{1 + \tau} \\ &= c_6^{-1}Cf_{\max}r_n^{1/2}n^{-\alpha}. \end{aligned}$$

This together with (A.9) yields

$$\begin{aligned} &P \left(|\widehat{D}_{k2}(\mathcal{S}) - \widetilde{D}_{k2}(\mathcal{S})| \geq Cr_n^{1/2}n^{-\alpha} | \Omega_1 \right) \\ &\leq P \left(n^{-1} \sum_{i=1}^n I \left\{ -2c_6^{-1}Cr_n^{1/2}n^{-\alpha} \leq e_i(\mathcal{S}) \leq 2c_6^{-1}Cr_n^{1/2}n^{-\alpha} \right\} \geq \frac{Cr_n^{1/2}n^{-\alpha}}{1 + \tau} \right) \\ &\leq P \left(n^{-1} \sum_{i=1}^n I \left\{ -2c_6^{-1}Cr_n^{1/2}n^{-\alpha} \leq e_i(\mathcal{S}) \leq 2c_6^{-1}Cr_n^{1/2}n^{-\alpha} \right\} - \mu \geq c_6^{-1}Cf_{\max}r_n^{1/2}n^{-\alpha} \right) \\ &\leq \exp \left(-2c_6^{-2}C^2f_{\max}^2r_n n^{1-2\alpha} \right), \end{aligned}$$

where the last inequality follows from Hoeffding's inequality (Hoeffding, 1963). This together with Lemma 3 and (A.7) entails

$$\begin{aligned} &P \left(\left| \|\widehat{d}_k(\mathcal{S})\| - \|\widetilde{d}_k(\mathcal{S})\| \right| \geq 2Cr_n^{1/2}n^{-\alpha} \right) \leq P \left(|\widehat{D}_{k2}(\mathcal{S}) - \widetilde{D}_{k2}(\mathcal{S})| \geq Cr_n^{1/2}n^{-\alpha} | \Omega_1 \right) + P(\Omega_1^c) \\ &\leq \exp \left(-2c_6^{-2}C^2f_{\max}^2r_n n^{1-2\alpha} \right) + 2 \exp \left(-C_5r_n^2 n^{1-4\alpha} \right) + \exp \left(-C_6r_n n^{1-2\alpha} \right) \\ &\leq 2 \exp \left(-C_5r_n^2 n^{1-4\alpha} \right) + 2 \exp \left(-C_7r_n n^{1-2\alpha} \right) \end{aligned} \tag{A.10}$$

for some positive constant C_7 .

Step 2 We will establish the probability bound for $\left| \|\widetilde{d}_k(\mathcal{S})\| - \|d_k(\mathcal{S})\| \right|$. Recall that $\|d_k(\mathcal{S})\| = E[d_k^2(t|\mathcal{S})]$ with $d_k(t|\mathcal{S}) = E \left([\tau - I \{e(\mathcal{S}) < 0\}] I(X_k < t) \right)$. With the definition of the kernel φ_2 in (A.4), we can show that $\|d_k(\mathcal{S})\| = E[\varphi_2(X_{ik}, Y_i; X_{jk}, Y_j; X_{\ell k}, Y_\ell; \mathcal{S})] =$

$E \left[\tilde{D}_{k2}(\mathcal{S}) \right]$. This together with (A.2) and the triangle inequality entails

$$\begin{aligned} & \left| \|\tilde{d}_k(\mathcal{S})\| - \|d_k(\mathcal{S})\| \right| \\ &= \left| \frac{n-1}{n^2} \tilde{D}_{k1}(\mathcal{S}) + \frac{(n-1)(n-2)}{n^2} \left[\tilde{D}_{k2}(\mathcal{S}) - E(\tilde{D}_{k2}(\mathcal{S})) \right] - \frac{3n-2}{n^2} E(\tilde{D}_{k2}(\mathcal{S})) \right| \\ &\leq n^{-1} |\tilde{D}_{k1}(\mathcal{S})| + \left| \tilde{D}_{k2}(\mathcal{S}) - E(\tilde{D}_{k2}(\mathcal{S})) \right| + 3n^{-1} |E(\tilde{D}_{k2}(\mathcal{S}))|. \end{aligned} \quad (\text{A.11})$$

It follows from the definitions of $\tilde{D}_{k1}(\mathcal{S})$ in (A.3) and $\tilde{D}_{k2}(\mathcal{S})$ in (A.4), the fact $0 < \tau < 1$, and the boundedness of the indicator functions that $0 \leq \tilde{D}_{k1}(\mathcal{S}) \leq 1$ and $-1 \leq \tilde{D}_{k2}(\mathcal{S}) \leq 1$. Thus, for any $\delta > 0$, we have $0 \leq n^{-1} |\tilde{D}_{k1}(\mathcal{S})| < \delta$ and $0 \leq 3n^{-1} |E(\tilde{D}_{k2}(\mathcal{S}))| < \delta$ hold uniformly for all $1 \leq k \leq p$ and all n sufficiently large. Combining this with (A.11) yields

$$P \left(\left| \|\tilde{d}_k(\mathcal{S})\| - \|d_k(\mathcal{S})\| \right| \geq 3\delta \right) \leq P \left(\left| \tilde{D}_{k2}(\mathcal{S}) - E(\tilde{D}_{k2}(\mathcal{S})) \right| \geq \delta \right) \quad (\text{A.12})$$

for any $\delta > 0$. Thus it is sufficient to the probability on the right hand side above.

For any $\delta > 0$, by the Markov's inequality, we have

$$P \left(\tilde{D}_{k2}(\mathcal{S}) - E(\tilde{D}_{k2}(\mathcal{S})) \geq \delta \right) \leq \exp(-t\delta) \exp \left[-tE(\tilde{D}_{k2}(\mathcal{S})) \right] E \left\{ \exp(t\tilde{D}_{k2}(\mathcal{S})) \right\} \quad (\text{A.13})$$

for any $t > 0$. Recall that φ_2 is the kernel of the U -statistic $\tilde{D}_{k2}(\mathcal{S})$. According to the theory of U -statistics (Serfling, 1980, sec. 5.1.6), any U -statistic can be represented as an average of averages of independent and identically distributed random variables. This representation gives

$$\tilde{D}_{k2}(\mathcal{S}) = (n!)^{-1} \sum_{n!} D(X_{i_1, m}, Y_{i_1}; \dots, X_{i_n, m}, Y_{i_n}; \mathcal{S})$$

where $\sum_{n!}$ denotes the summation over all possible permutations (i_1, \dots, i_n) of $(1, \dots, n)$, and

$$\begin{aligned} & D(X_{1k}, Y_1; \dots; X_{nk}, Y_n; \mathcal{S}) \\ &= n_1^{-1} [\varphi_2(X_{1k}, Y_1; X_{2k}, Y_2; X_{3k}, Y_3; \mathcal{S}) + \varphi_2(X_{4k}, Y_4; X_{5k}, Y_5; X_{6k}, Y_6; \mathcal{S}) \\ & \quad + \dots + \varphi_2(X_{3n_1-2, k}, Y_{3n_1-2}; X_{3n_1-1, k}, Y_{3n_1-1}; X_{3n_1, k}, Y_{3n_1}; \mathcal{S})] \end{aligned} \quad (\text{A.14})$$

with $n_1 = \lfloor n/3 \rfloor$ the integer part of $n/3$. An application of Jensen's inequality yields that

$$\begin{aligned}
E \left\{ \exp[t\tilde{D}_{k2}(\mathcal{S})] \right\} &= E \left\{ \exp \left[(n!)^{-1} \sum_{n!} tD(X_{i_1, k}, Y_{i_1}; \cdots; X_{i_n, k}, Y_{i_n}; \mathcal{S}) \right] \right\} \\
&\leq E \left\{ (n!)^{-1} \sum_{n!} \exp [tD(X_{i_1, k}, Y_{i_1}; \cdots; X_{i_n, k}, Y_{i_n}; \mathcal{S})] \right\} \\
&= (n!)^{-1} \sum_{n!} E \left\{ \exp [tD(X_{i_1, k}, Y_{i_1}; \cdots; X_{i_n, k}, Y_{i_n}; \mathcal{S})] \right\} \\
&= E \left\{ \exp [tD(X_{1k}, Y_1; \cdots; X_{nk}, Y_n; \mathcal{S})] \right\} = E^{n_1} \left\{ \exp [tn_1^{-1}\varphi_2(X_{1k}, Y_1; X_{2k}, Y_2; X_{3k}, Y_3; \mathcal{S})] \right\}
\end{aligned}$$

for any $t > 0$, where the last equality follows from (A.14). The above inequality together with (A.13) leads to

$$P \left(\tilde{D}_{k2}(\mathcal{S}) - E(\tilde{D}_{k2}(\mathcal{S})) \geq \delta \right) \leq \exp(-t\delta) E^{n_1} \left\{ \exp [tn_1^{-1}\tilde{\varphi}_2(X_{1k}, Y_1; X_{2k}, Y_2; X_{3k}, Y_3; \mathcal{S})] \right\}$$

with $\tilde{\varphi}_2(X_{1k}, Y_1; X_{2k}, Y_2; X_{3k}, Y_3; \mathcal{S}) = \varphi_2(X_{1k}, Y_1; X_{2k}, Y_2; X_{3k}, Y_3; \mathcal{S}) - E(\tilde{D}_{k2}(\mathcal{S}))$.

Note that $-1 \leq \varphi_2(X_{1m}, Y_1; X_{2m}, Y_2; X_{3m}, Y_3; \mathcal{S}) \leq 1$ and $E[\varphi_2(X_{1k}, Y_1; X_{2k}, Y_2; X_{3k}, Y_3; \mathcal{S})] = E(\tilde{D}_{k2}(\mathcal{S}))$. It follows from Lemma 1 that $E \left\{ \exp [tn_1^{-1}\tilde{\varphi}_2(X_{1k}, Y_1; X_{2k}, Y_2; X_{3k}, Y_3; \mathcal{S})] \right\} \leq \exp(2^{-1}n_1^{-1}t^2)$ and then $P \left(\tilde{D}_{k2}(\mathcal{S}) - E(\tilde{D}_{k2}(\mathcal{S})) \geq \delta \right) \leq \exp(-t\delta + 2^{-1}n_1^{-1}t^2)$ for any $t > 0$ and $\delta > 0$. Minimizing the right-hand side above with respect to t gives

$$P \left(\tilde{D}_{k2}(\mathcal{S}) - E(\tilde{D}_{k2}(\mathcal{S})) \geq \delta \right) \leq \exp(-n_1\delta^2/2)$$

for any $\delta > 0$. Similarly, we can show that $P \left(\tilde{D}_{k2}(\mathcal{S}) - E(\tilde{D}_{k2}(\mathcal{S})) \leq -\delta \right) \leq \exp(-n_1\delta^2/2)$ for any $\delta > 0$. Therefore, it holds that

$$P \left(\left| \tilde{D}_{k2}(\mathcal{S}) - E(\tilde{D}_{k2}(\mathcal{S})) \right| \geq \delta \right) \leq 2 \exp(-n_1\delta^2/2).$$

Recall that $n_1 = \lfloor n/3 \rfloor$. Then for $\delta = Cr_n^{1/2}n^{-\alpha}$ with any positive constant C , there exists some positive constant C_8 such that when n is sufficiently large

$$P \left(\left| \tilde{D}_{k2}(\mathcal{S}) - E(\tilde{D}_{k2}(\mathcal{S})) \right| \geq Cr_n^{1/2}n^{-\alpha} \right) \leq 2 \exp(-C_8r_n n^{1-2\alpha})$$

for all $1 \leq k \leq p$. This together with (A.12) yields

$$P \left(\left| \|\tilde{d}_k(\mathcal{S})\| - \|d_k(\mathcal{S})\| \right| \geq 3Cr_n^{1/2}n^{-\alpha} \right) \leq 2 \exp(-C_8r_n n^{1-2\alpha}). \quad (\text{A.15})$$

In view of (A.1), (A.10) and (A.15), we have

$$\begin{aligned}
& P\left(\left|\|\widehat{d}_k(\mathcal{S})\| - \|d_k(\mathcal{S})\|\right| \geq 5Cr_n^{1/2}n^{-\alpha}\right) \\
& \leq 2\exp(-C_5r_n^2n^{1-4\alpha}) + 2\exp(-C_7r_n n^{1-2\alpha}) + 2\exp(-C_8r_n n^{1-2\alpha}) \\
& \leq 2\exp(-c_2r_n^2n^{1-4\alpha}) + 4\exp(-c_3r_n n^{1-2\alpha})
\end{aligned} \tag{A.16}$$

for some positive constants c_2 and c_3 . Thus,

$$P\left(\max_{1 \leq k \leq p} \left|\|\widehat{d}_k(\mathcal{S})\| - \|d_k(\mathcal{S})\|\right| \geq 5Cr_n^{1/2}n^{-\alpha}\right) \leq 2p\exp(-c_2r_n^2n^{1-4\alpha}) + 4p\exp(-c_3r_n n^{1-2\alpha}).$$

This concludes the proof of Theorem 1.

Proof of Theorem 2. On the event $\Omega_2 = \left\{\max_{k \in \mathcal{S}^*} \left|\|\widehat{d}_k(\mathcal{S})\| - \|d_k(\mathcal{S})\|\right| < C_0r_n^{1/2}n^{-\alpha}\right\}$, it follows from Condition 3 that $\|\widehat{d}_k(\mathcal{S})\| \geq \|d_k(\mathcal{S})\| - C_0r_n^{1/2}n^{-\alpha} \geq C_0r_n^{1/2}n^{-\alpha}$ for each $k \in \mathcal{S}^*$. Therefore, by the choice of $v_n = C_0r_n^{1/2}n^{-\alpha}$, we have $\mathcal{S}^* \subset \widehat{\mathcal{S}}_{v_n}$ on the event Ω_2 . This indicates $P(\mathcal{S}^* \subset \widehat{\mathcal{S}}_{v_n}) \geq P(\Omega_2)$. Taking $C = C_0/5$ in (A.16) and using the union bound and (A.16), we have

$$\begin{aligned}
P(\Omega_2) &= 1 - P(\Omega_2^c) = 1 - P\left(\max_{k \in \mathcal{S}^*} \left|\|\widehat{d}_k(\mathcal{S})\| - \|d_k(\mathcal{S})\|\right| \geq C_0r_n^{1/2}n^{-\alpha}\right) \\
&\geq 1 - |\mathcal{S}^*| \left[2\exp(-c_2r_n^2n^{1-4\alpha}) + 2\exp(-c_3r_n n^{1-2\alpha})\right],
\end{aligned}$$

This completes the proof of Theorem 2.

Proof of Theorem 3. Under the assumption $\sum_{k=1}^p \|d_k(\mathcal{S})\| = O(n^\eta)$ for some $\eta > 0$, the cardinality of the set $\left\{k : \|d_k(\mathcal{S})\| \geq 2^{-1}C_0r_n^{1/2}n^{-\alpha}\right\}$ cannot exceed $O(r_n^{-1/2}n^{\eta+\alpha}) = O(n^{\eta+\alpha-\omega/2})$, where $r_n = O(n^\omega)$ with $0 \leq \omega < \min\{2\alpha, 2d/(2d+1) - 2\alpha\}$. Furthermore, on the event $\Omega_3 = \left\{\max_{1 \leq k \leq p} \left|\|\widehat{d}_k(\mathcal{S})\| - \|d_k(\mathcal{S})\|\right| < 2^{-1}C_0r_n^{1/2}n^{-\alpha}\right\}$, we have

$$\begin{aligned}
|\widehat{\mathcal{S}}_{v_n}| &= \left|\left\{k : \|\widehat{d}_k(\mathcal{S}^{(\ell-1)})\| \geq C_0r_n^{1/2}n^{-\alpha} \text{ for } 1 \leq \ell \leq K_n\right\}\right| \\
&\leq \left|\left\{k : \|d_k(\mathcal{S})\| \geq 2^{-1}C_0r_n^{1/2}n^{-\alpha}\right\}\right| \leq O(n^{\eta+\alpha-\omega/2}).
\end{aligned}$$

This result, together with (A.16) and the union bound, yields

$$\begin{aligned}
& P\left(|\widehat{\mathcal{S}}_{v_n}| \leq O(n^{\eta+\alpha-\omega/2})\right) \geq P(\Omega_3) \\
& = 1 - P(\Omega_3^c) = 1 - P\left(\max_{1 \leq k \leq p} \|\widehat{d}_k(\mathcal{S})\| - \|d_k(\mathcal{S})\| \geq 2^{-1}C_0r_n^{1/2}n^{-\alpha}\right) \\
& \geq 1 - p\left[2 \exp(-c_2r_n^2n^{1-4\alpha}) + 2 \exp(-c_3r_nn^{1-2\alpha})\right].
\end{aligned}$$

This completes the proof of Theorem 3.

Proof of Theorem 4. Recall that $\widehat{\mathcal{S}}_{\text{QBIC}} = \mathcal{S}^{(\widehat{\ell})}$. Let $\ell_{\min} = \min_{1 \leq \ell \leq K_n} \{\ell : \mathcal{S}^* \subset \mathcal{S}^{(\ell)}\}$. It follows from Theorem 2 that ℓ_{\min} is well defined. Then, in order to prove Theorem 4, it is sufficient to show that $P(\widehat{\ell} \geq \ell_{\min}) \rightarrow 1$ as $n \rightarrow \infty$, where $\widehat{\ell}$ is given in (12). By Theorem 3, we have $K_n \leq O(n^{\eta+\alpha-\omega/2})$. This result, together with the definition of ℓ_{\min} , yields that $\ell_{\min} \leq K_n \leq O(n^{\eta+\alpha-\omega/2})$. Write $R_i = \mathbf{z}_i^\top \boldsymbol{\theta}^* - \mu_\tau - \sum_{j=1}^p g_{j,\tau}(X_{ij})$ for $i = 1, \dots, n$. By (A.17) in Lee et al. (2014), we can choose a sequence of constants $\{L_n\}$ satisfying $L_n \rightarrow \infty$ and $L_n/C_n \rightarrow 0$ such that, with probability tending to one,

$$\begin{aligned}
& n^{-1} \left| \sum_{i=1}^n \rho_\tau\left(Y_i - \mathbf{z}_{i, \mathcal{S}^{(\ell_{\min})}}^\top \widehat{\boldsymbol{\theta}}_{\mathcal{S}^{(\ell_{\min})}}\right) - \rho_\tau(U_i - R_i) \right| \\
& = n^{-1} \left| \sum_{i=1}^n \rho_\tau\left(U_i - \mathbf{z}_{i, \mathcal{S}^{(\ell_{\min})}}^\top \left[\widehat{\boldsymbol{\theta}}_{\mathcal{S}^{(\ell_{\min})}} - \boldsymbol{\theta}_{\mathcal{S}^{(\ell_{\min})}}^*\right] - R_i\right) - \rho_\tau(U_i - R_i) \right| \\
& \leq n^{-1} L_n N_{\mathcal{S}^{(\ell_{\min})}} \log K_n \leq \widetilde{C}_1 n^{-1} L_n n^{\eta+\alpha-\omega/2} q_n \log n
\end{aligned}$$

for some positive constant \widetilde{C}_1 , where the last inequality follows from the facts that $N_{\mathcal{S}^{(\ell_{\min})}} = 1 + q_n \ell_{\min}$ and $\ell_{\min} \leq K_n \leq O(n^{\eta+\alpha-\omega/2})$.

By the fact $L_n/C_n \rightarrow 0$ and the assumption that $n^{\eta+\alpha-\omega/2} n^{-1} C_n q_n \log(n) = o(1)$, we have

$$n^{-1} \left| \sum_{i=1}^n \rho_\tau\left(Y_i - \mathbf{z}_{i, \mathcal{S}^{(\ell_{\min})}}^\top \widehat{\boldsymbol{\theta}}_{\mathcal{S}^{(\ell_{\min})}}\right) - \rho_\tau(U_i - R_i) \right| = o(1). \quad (\text{A.17})$$

Since $\rho_\tau(u) = u[\tau - I(u < 0)] = 2^{-1}[|u| + (2\tau - 1)u]$, using the reverse triangle inequality yields

$$\begin{aligned}
|\rho_\tau(u_1) - \rho_\tau(u_2)| & = 2^{-1} \left| |u_1| - |u_2| + (2\tau - 1)(u_1 - u_2) \right| \\
& \leq 2^{-1} (1 + |2\tau - 1|) |u_1 - u_2| \leq |u_1 - u_2|
\end{aligned} \quad (\text{A.18})$$

for any $u_1, u_2 \in \mathbb{R}$. Thus, we have

$$n^{-1} \left| \sum_{i=1}^n [\rho_\tau(U_i - R_i) - \rho_\tau(U_i)] \right| \leq n^{-1} \sum_{i=1}^n |\rho_\tau(U_i - R_i) - \rho_\tau(U_i)| \leq n^{-1} \sum_{i=1}^n |R_i| \leq \Delta^* = o(1). \quad (\text{A.19})$$

Note that $\rho_\tau(u) = u[\tau - I(u < 0)] \leq (\min\{1 - \tau, \tau\})|u| \leq |u|$. Therefore, by the assumption that $E|U| < \infty$, we can show that $\tilde{C}_2 \leq E\rho_\tau(U) \leq \tilde{C}_3$ for some constants $0 < \tilde{C}_2, \tilde{C}_3 < \infty$ and $n^{-1} \sum_{i=1}^n \rho_\tau(U_i)$ converges to $E\rho_\tau(U)$ in probability as $n \rightarrow \infty$. Combining these results with (A.17) and (A.19) entails that, with probability tending to one,

$$\tilde{C}_2 + o(1) \leq n^{-1} \sum_{i=1}^n \rho_\tau \left(Y_i - \mathbf{z}_{i, \mathcal{S}(\ell_{\min})}^\top \hat{\boldsymbol{\theta}}_{\mathcal{S}(\ell_{\min})} \right) \leq \tilde{C}_3 + o(1).$$

Note that $\mathcal{S}^{(\ell)}$ for all $1 \leq \ell < \ell_{\min}$ are underfitted models such that $\mathcal{S}^* \not\subset \mathcal{S}^{(\ell)}$ and $\mathcal{S}^{(\ell)}$ are nested. Using the same techniques as those used for the proof of (A.19) in Lee et al. (2014), we can show that there exists some positive constant \tilde{C}_4 such that

$$n^{-1} \sum_{i=1}^n \rho_\tau \left(Y_i - \mathbf{z}_{i, \mathcal{S}^{(\ell)}}^\top \hat{\boldsymbol{\theta}}_{\mathcal{S}^{(\ell)}} \right) - n^{-1} \sum_{i=1}^n \rho_\tau \left(Y_i - \mathbf{z}_{i, \mathcal{S}(\ell_{\min})}^\top \hat{\boldsymbol{\theta}}_{\mathcal{S}(\ell_{\min})} \right) \geq 2\tilde{C}_4 \quad (\text{A.20})$$

with probability tending to one for any $1 \leq \ell < \ell_{\min}$. Therefore, we have

$$\begin{aligned} & \min_{1 \leq \ell < \ell_{\min}} \text{QBIC}(\mathcal{S}^{(\ell)}) - \text{QBIC}(\mathcal{S}(\ell_{\min})) \\ &= \min_{1 \leq \ell < \ell_{\min}} \left\{ \log \left(1 + \frac{n^{-1} \sum_{i=1}^n \rho_\tau \left(Y_i - \mathbf{z}_{i, \mathcal{S}^{(\ell)}}^\top \hat{\boldsymbol{\theta}}_{\mathcal{S}^{(\ell)}} \right) - n^{-1} \sum_{i=1}^n \rho_\tau \left(Y_i - \mathbf{z}_{i, \mathcal{S}(\ell_{\min})}^\top \hat{\boldsymbol{\theta}}_{\mathcal{S}(\ell_{\min})} \right)}{n^{-1} \sum_{i=1}^n \rho_\tau \left(Y_i - \mathbf{z}_{i, \mathcal{S}(\ell_{\min})}^\top \hat{\boldsymbol{\theta}}_{\mathcal{S}(\ell_{\min})} \right)} \right) \right. \\ & \quad \left. + (N_{\mathcal{S}^{(\ell)}} - N_{\mathcal{S}(\ell_{\min})}) \frac{\log n}{2n} C_n \right\} \\ & \geq \min \left\{ \log 2, \frac{\tilde{C}_4}{n^{-1} \sum_{i=1}^n \rho_\tau \left(Y_i - \mathbf{z}_{i, \mathcal{S}(\ell_{\min})}^\top \hat{\boldsymbol{\theta}}_{\mathcal{S}(\ell_{\min})} \right)} \right\} - \tilde{C}_5 n^{\eta+\alpha-\omega/2} q_n \frac{\log n}{2n} C_n \\ & \geq \min \left\{ \log 2, \frac{\tilde{C}_4}{\tilde{C}_3 + o(1)} \right\} - 2^{-1} \tilde{C}_5 n^{\eta+\alpha-\omega/2} n^{-1} C_n q_n \log n > 0 \end{aligned}$$

with probability tending to one as $n \rightarrow \infty$, where \tilde{C}_5 is some positive constant, the first inequality follows from the facts that $\log(1+x) \geq \min\{\log 2, x/2\}$ for any $x > 0$, $N_{\mathcal{S}(\ell_{\min})} = 1 + q_n \ell_{\min}$, and $\ell_{\min} \leq K_n \leq O(n^{\eta+\alpha-\omega/2})$, the second inequality uses (A.20), and the last inequality follows from the assumption that $n^{\eta+\alpha-\omega/2} n^{-1} C_n q_n \log(n) = o(1)$. Therefore, this result, together with the definition of $\hat{\ell}$ in (12), entails that $P(\hat{\ell} \geq \ell_{\min}) \rightarrow 1$ as $n \rightarrow \infty$.

This completes the proof of Theorem 4.

Appendix B: Proofs of Lemmas 2-3

Proof of Lemma 2. We consider $\boldsymbol{\theta}_S = \boldsymbol{\theta}_{0S} + Cq_n^{-1/2}n^{-\alpha}\mathbf{u}$ with $\mathbf{u} \in \mathbb{R}^{|\mathcal{S}|q_n}$ satisfying $\|\mathbf{u}\| = 1$. Using Knight's identity given in Knight (1998, page 758), we can obtain the following result

$$\rho_\tau(u - v) - \rho_\tau(u) = v[I(u < 0) - \tau] + \int_0^v [I(u \leq t) - I(u \leq 0)] dt.$$

Thus, we have

$$\begin{aligned} g(\boldsymbol{\theta}_S) - g(\boldsymbol{\theta}_{0S}) &= E[\rho_\tau(Y - \mathbf{z}_S^\top \boldsymbol{\theta}_S) - \rho_\tau(Y)] - E[\rho_\tau(Y - \mathbf{z}_S^\top \boldsymbol{\theta}_{0S}) - \rho_\tau(Y)] \\ &= E[\rho_\tau(Y - \mathbf{z}_S^\top \boldsymbol{\theta}_S) - \rho_\tau(Y - \mathbf{z}_S^\top \boldsymbol{\theta}_{0S})] \\ &= I_1 + E \left\{ \int_0^{Cq_n^{-1/2}n^{-\alpha}\mathbf{z}_S^\top \mathbf{u}} [I(Y - \mathbf{z}_S^\top \boldsymbol{\theta}_{0S} \leq t) - I(Y - \mathbf{z}_S^\top \boldsymbol{\theta}_{0S} \leq 0)] dt \right\} \\ &= I_1 + E \left\{ \int_0^{Cq_n^{-1/2}n^{-\alpha}\mathbf{z}_S^\top \mathbf{u}} [F_{Y|\mathbf{x}_S}(\mathbf{z}_S^\top \boldsymbol{\theta}_{0S} + t) - F_{Y|\mathbf{x}_S}(\mathbf{z}_S^\top \boldsymbol{\theta}_{0S})] dt \right\} \\ &\triangleq I_1 + I_2, \end{aligned}$$

where $I_1 = Cq_n^{-1/2}n^{-\alpha}E\{\mathbf{z}_S^\top \mathbf{u} [I(Y - \mathbf{z}_S^\top \boldsymbol{\theta}_{0S} < 0) - \tau]\}$.

By the property of conditional expectation and hölder inequality, we have

$$\begin{aligned} |I_1| &= Cq_n^{-1/2}n^{-\alpha} \left| E \left[E \left\{ \mathbf{z}_S^\top \mathbf{u} [I(Y - \mathbf{z}_S^\top \boldsymbol{\theta}_{0S} < 0) - \tau] \middle| \mathbf{x}_S \right\} \right] \right| \\ &= Cq_n^{-1/2}n^{-\alpha} \left| E \left\{ \mathbf{z}_S^\top \mathbf{u} [F_{Y|\mathbf{x}_S}(\mathbf{z}_S^\top \boldsymbol{\theta}_{0S}) - F_{Y|\mathbf{x}_S}(Q_\tau(Y|\mathbf{x}_S))] \right\} \right| \\ &\leq Cq_n^{-1/2}n^{-\alpha} \left\{ E(\mathbf{z}_S^\top \mathbf{u})^2 \right\}^{1/2} \left\{ E[F_{Y|\mathbf{x}_S}(\mathbf{z}_S^\top \boldsymbol{\theta}_{0S}) - F_{Y|\mathbf{x}_S}(Q_\tau(Y|\mathbf{x}_S))]^2 \right\}^{1/2}. \quad (\text{B.1}) \end{aligned}$$

Write $\mathbf{u} = (\mathbf{u}_1^\top, \dots, \mathbf{u}_{|\mathcal{S}|}^\top)^\top$ with each $\mathbf{u}_j \in \mathbb{R}^{q_n}$. Using the fact of $\|B_{j\ell}(\cdot)\|_\infty \leq 1$ and the Cauchy-Schwarz inequality, we have $(\mathbf{B}_j^\top(X_j)\mathbf{u}_j)^2 \leq q_n\|\mathbf{u}_j\|^2$ for each $j = 1, \dots, |\mathcal{S}|$. Using hölder inequality entails

$$\begin{aligned} E(\mathbf{z}_S^\top \mathbf{u})^2 &= E \left(\sum_{j \in \mathcal{S}} \mathbf{B}_j^\top(X_j)\mathbf{u}_j \right)^2 \leq |\mathcal{S}| \sum_{j \in \mathcal{S}} E(\mathbf{B}_j^\top(X_j)\mathbf{u}_j)^2 \\ &\leq |\mathcal{S}| \sum_{j \in \mathcal{S}} E(q_n\|\mathbf{u}_j\|^2) = |\mathcal{S}|q_n\|\mathbf{u}\|^2 = |\mathcal{S}|q_n. \quad (\text{B.2}) \end{aligned}$$

It follows from the similar arguments in the proof of Lemma 3.1 in [He et al. \(2013\)](#) that there exist a positive constant $c_4 > 0$ such that

$$E \left[F_{Y|\mathbf{x}_S}(\mathbf{z}_S^\top \boldsymbol{\theta}_{0S}) - F_{Y|\mathbf{x}_S}(Q_\tau(Y|\mathbf{x}_S)) \right]^2 \leq c_4 |\mathcal{S}|^2 q_n^{-2d}. \quad (\text{B.3})$$

Combining [\(B.1\)](#), [\(B.2\)](#), and [\(B.3\)](#) gives

$$|I_1| \leq C q_n^{-1/2} n^{-\alpha} (|\mathcal{S}| q_n)^{1/2} (c_4 |\mathcal{S}|^2 q_n^{-2d})^{1/2} = O(|\mathcal{S}|^{3/2} q_n^{-d} n^{-\alpha}). \quad (\text{B.4})$$

Next, we consider I_2 . There exists some ξ between $\mathbf{z}_S^\top \boldsymbol{\theta}_{0S} + t$ and $\mathbf{z}_S^\top \boldsymbol{\theta}_{0S}$ such that

$$\begin{aligned} I_2 &= E \left[\int_0^{C q_n^{-1/2} n^{-\alpha} \mathbf{z}_S^\top \mathbf{u}} f_{Y|\mathbf{x}_S}(\xi) t dt \right] = O(1) \cdot E \left(C q_n^{-1/2} n^{-\alpha} \mathbf{z}_S^\top \mathbf{u} \right)^2 \\ &= O(|\mathcal{S}| n^{-2\alpha}) = O(r_n n^{-2\alpha}), \end{aligned} \quad (\text{B.5})$$

where the second equality follows from Condition [2](#) and the third equality uses [\(B.2\)](#). In view of [\(B.4\)](#) and [\(B.5\)](#), we have $I_1 = o(I_2)$ under the assumption $r_n^{1/2} q_n^{-d} n^\alpha = o(1)$. It follows from Condition [2](#) that I_2 is non-negative. Thus, the conclusion of Lemma [2](#) holds.

Proof of Lemma [3](#). An direct application of Lemma 2 of [Hjort and Pollard \(2011\)](#) yields

$$\begin{aligned} &P \left(\|\hat{\boldsymbol{\theta}}_S - \boldsymbol{\theta}_{0S}\| \geq C q_n^{-1/2} n^{-\alpha} \right) \\ &\leq P \left(\sup_{\|\boldsymbol{\theta}_S - \boldsymbol{\theta}_{0S}\| \leq C q_n^{-1/2} n^{-\alpha}} |g_n(\boldsymbol{\theta}_S) - g(\boldsymbol{\theta}_S)| \geq 2^{-1} \inf_{\|\boldsymbol{\theta}_S - \boldsymbol{\theta}_{0S}\| = C q_n^{-1/2} n^{-\alpha}} (g(\boldsymbol{\theta}_S) - g(\boldsymbol{\theta}_{0S})) \right). \end{aligned}$$

This together with Lemma [2](#) entails

$$\begin{aligned} &P \left(\|\hat{\boldsymbol{\theta}}_S - \boldsymbol{\theta}_{0S}\| \geq C q_n^{-1/2} n^{-\alpha} \right) \\ &\leq P \left(\sup_{\|\boldsymbol{\theta}_S - \boldsymbol{\theta}_{0S}\| \leq C q_n^{-1/2} n^{-\alpha}} |g_n(\boldsymbol{\theta}_S) - g(\boldsymbol{\theta}_S)| \geq 2^{-1} \inf_{\|\boldsymbol{\theta}_S - \boldsymbol{\theta}_{0S}\| = C q_n^{-1/2} n^{-\alpha}} (g(\boldsymbol{\theta}_S) - g(\boldsymbol{\theta}_{0S})) \right) \\ &\leq P \left(\sup_{\|\boldsymbol{\theta}_S - \boldsymbol{\theta}_{0S}\| \leq C q_n^{-1/2} n^{-\alpha}} |g_n(\boldsymbol{\theta}_S) - g(\boldsymbol{\theta}_S)| \geq C_4 r_n n^{-2\alpha} \right) \\ &\leq P \left(|g_n(\boldsymbol{\theta}_{0S}) - g(\boldsymbol{\theta}_{0S})| \geq 2^{-1} C_4 r_n n^{-2\alpha} \right) \\ &\quad + P \left(\sup_{\|\boldsymbol{\theta}_S - \boldsymbol{\theta}_{0S}\| \leq C q_n^{-1/2} n^{-\alpha}} |[g_n(\boldsymbol{\theta}_S) - g_n(\boldsymbol{\theta}_{0S})] - [g(\boldsymbol{\theta}_S) - g(\boldsymbol{\theta}_{0S})]| \geq 2^{-1} C_4 r_n n^{-2\alpha} \right) \\ &\triangleq J_1 + J_2. \end{aligned} \quad (\text{B.6})$$

for all n sufficiently large, where $C_4 > 0$ is some constant.

We next derive the bounds for the above two probabilities, respectively. We first evaluate J_1 . Let $V_i = \rho_\tau(Y_i - \mathbf{z}_{i,S}^\top \boldsymbol{\theta}_{0S}) - \rho_\tau(Y_i)$, $i = 1, \dots, n$. Then $g_n(\boldsymbol{\theta}_{0S}) - g(\boldsymbol{\theta}_{0S}) = n^{-1} \sum_{i=1}^n [V_i - E(V_i)]$. An application of the inequality (A.18) entails $|V_i| = |\rho_\tau(Y_i - \mathbf{z}_{i,S}^\top \boldsymbol{\theta}_{0S}) - \rho_\tau(Y_i)| \leq |\mathbf{z}_{i,S}^\top \boldsymbol{\theta}_{0S}|$. It follows from the similar arguments in the proof of Lemma 3.1 in He et al. (2013) that there exist a positive constant c_5 such that

$$|Q_\tau(Y|\mathbf{x}_S) - \mathbf{z}_{i,S}^\top \boldsymbol{\theta}_{0S}| \leq c_5 |\mathcal{S}| q_n^{-d} \leq c_5 r_n q_n^{-d} = o(r_n^{1/2} n^{-\alpha}).$$

Therefore, it follows from Condition 2 that $|V_i| \leq M_1$ and $\text{Var}(V_i) \leq E(V_i^2) \leq M_1^2$ for some positive constant M_1 . Applying Bernstein's inequality yields

$$\begin{aligned} J_1 &= P \left(\left| \frac{1}{n} \sum_{i=1}^n [V_i - E(V_i)] \right| \geq 2^{-1} C_4 r_n n^{-2\alpha} \right) \\ &\leq 2 \exp \left\{ -\frac{C_4^2 r_n^2 n^{1-4\alpha}/4}{2(M_1^2 + M_1 2^{-1} C_4 r_n n^{-2\alpha}/3)} \right\} \leq 2 \exp(-C_5 r_n^2 n^{1-4\alpha}) \end{aligned} \quad (\text{B.7})$$

for some positive constant C_5 .

Next, we will use Massart's concentration theorem (Massart, 2000) to evaluate the second term J_2 . Define

$$W_i = \rho_\tau(Y_i - \mathbf{z}_{i,S}^\top \boldsymbol{\theta}_S) - \rho_\tau(Y_i - \mathbf{z}_{i,S}^\top \boldsymbol{\theta}_{0S}), i = 1, \dots, n.$$

Under this definition, the second term J_2 is

$$P \left(\sup_{\|\boldsymbol{\theta}_S - \boldsymbol{\theta}_{0S}\| \leq C q_n^{-1/2} n^{-\alpha}} n^{-1} \left| \sum_{i=1}^n [W_i - E(W_i)] \right| \geq 2^{-1} C_4 r_n n^{-2\alpha} \right).$$

Using (A.18) with the fact of $\|B_{j\ell}(\cdot)\|_\infty \leq 1$ and the Cauchy-Schwarz inequality entails

$$\begin{aligned} &\sup_{\|\boldsymbol{\theta}_S - \boldsymbol{\theta}_{0S}\| \leq C q_n^{-1/2} n^{-\alpha}} |W_i| \leq \sup_{\|\boldsymbol{\theta}_S - \boldsymbol{\theta}_{0S}\| \leq C q_n^{-1/2} n^{-\alpha}} |\mathbf{z}_{i,S}^\top (\boldsymbol{\theta}_S - \boldsymbol{\theta}_{0S})| \\ &\leq \sup_{\|\boldsymbol{\theta}_S - \boldsymbol{\theta}_{0S}\| \leq C q_n^{-1/2} n^{-\alpha}} \|\boldsymbol{\theta}_S - \boldsymbol{\theta}_{0S}\|_1 \leq (r_n q_n)^{1/2} (C q_n^{-1/2} n^{-\alpha}) = C r_n^{1/2} n^{-\alpha} \end{aligned} \quad (\text{B.8})$$

for some positive constant C . Let $\varepsilon_1, \dots, \varepsilon_n$ be a Rademacher sequence (i.e., independent and identically distributed sequence taking values of ± 1 with probability 1/2) independent of W_1, \dots, W_n . It follows from the symmetrization theorem (Lemma 2.3.1 in Vaart and

Wellner (1996)) that

$$E \left\{ \sup_{\|\boldsymbol{\theta}_S - \boldsymbol{\theta}_{0S}\| \leq Cq_n^{-1/2}n^{-\alpha}} n^{-1} \left| \sum_{i=1}^n [W_i - E(W_i)] \right| \right\} \leq 2E \left[\sup_{\|\boldsymbol{\theta}_S - \boldsymbol{\theta}_{0S}\| \leq Cq_n^{-1/2}n^{-\alpha}} n^{-1} \left| \sum_{i=1}^n \varepsilon_i W_i \right| \right]. \quad (\text{B.9})$$

By the contraction theorem (Ledoux and Talagrand, 1991) and the Lipschitz property of $\rho_\tau(u)$, we have

$$\begin{aligned} & E \left[\sup_{\|\boldsymbol{\theta}_S - \boldsymbol{\theta}_{0S}\| \leq Cq_n^{-1/2}n^{-\alpha}} n^{-1} \left| \sum_{i=1}^n \varepsilon_i W_i \right| \right] \leq 2E \left[\sup_{\|\boldsymbol{\theta}_S - \boldsymbol{\theta}_{0S}\| \leq Cq_n^{-1/2}n^{-\alpha}} n^{-1} \left| \sum_{i=1}^n \varepsilon_i \mathbf{z}_{i,S}^\top (\boldsymbol{\theta}_S - \boldsymbol{\theta}_{0S}) \right| \right] \\ & \leq 2Cq_n^{-1/2}n^{-1-\alpha} E \left[\left\| \sum_{i=1}^n \varepsilon_i \mathbf{z}_{i,S} \right\| \right] \leq 2Cq_n^{-1/2}n^{-1-\alpha} \left\{ E \left[\left\| \sum_{i=1}^n \varepsilon_i \mathbf{z}_{i,S} \right\|^2 \right] \right\}^{1/2} \\ & = 2Cq_n^{-1/2}n^{-1-\alpha} \left[\sum_{i_1=1}^n \sum_{i_2=1}^n E(\varepsilon_{i_1} \varepsilon_{i_2} \mathbf{z}_{i_1,S}^\top \mathbf{z}_{i_2,S}) \right]^{1/2} = 2Cq_n^{-1/2}n^{-1-\alpha} \left[\sum_{i=1}^n E(\varepsilon_i^2 \mathbf{z}_{i,S}^\top \mathbf{z}_{i,S}) \right]^{1/2} \\ & = 2Cq_n^{-1/2}n^{-1-\alpha} \left[\sum_{i=1}^n E(\mathbf{z}_{i,S}^\top \mathbf{z}_{i,S}) \right]^{1/2} \leq 2C|\mathcal{S}|^{1/2}n^{-1/2-\alpha} \leq 2Cr_n^{1/2}n^{-1/2-\alpha}, \end{aligned} \quad (\text{B.10})$$

where the second inequality applies the Cauchy–Schwarz inequality, the third inequality holds from the Jensen’s inequality and the last inequality uses the fact of $\|B_{j\ell}(\cdot)\|_\infty \leq 1$. Combining (B.9) and (B.10) gives

$$E \left\{ \sup_{\|\boldsymbol{\theta}_S - \boldsymbol{\theta}_{0S}\| \leq Cq_n^{-1/2}n^{-\alpha}} n^{-1} \left| \sum_{i=1}^n [W_i - E(W_i)] \right| \right\} \leq 4Cr_n^{1/2}n^{-1/2-\alpha}.$$

Let $W = \sup_{\|\boldsymbol{\theta}_S - \boldsymbol{\theta}_{0S}\| \leq Cq_n^{-1/2}n^{-\alpha}} n^{-1} |\sum_{i=1}^n [W_i - E(W_i)]|$. By (B.8) and Massart’s concentration theorem (Massart, 2000), we have

$$\begin{aligned} J_2 &= P \left\{ W \geq E(W) + [2^{-1}C_4|\mathcal{S}|n^{-2\alpha} - E(W)] \right\} \\ &\leq P \left\{ W \geq E(W) + [2^{-1}C_4r_n n^{-2\alpha} - 4Cr_n^{1/2}n^{-1/2-\alpha}] \right\} \\ &\leq \exp \left\{ -\frac{n [2^{-1}C_4r_n n^{-2\alpha} - 4Cr_n^{1/2}n^{-1/2-\alpha}]^2}{2(2Cr_n^{1/2}n^{-\alpha})^2} \right\} \leq \exp(-C_6r_n n^{1-2\alpha}) \end{aligned}$$

for some positive constant C_6 . This, together with (B.6) and (B.7), completes the proof of Lemma 3.

Appendix C: Comparison of Computation Time

Following the suggestion of one referee, for the demonstration purpose, we have compared the computation time of our method with other approaches in Examples 1 and 2. The corresponding average computation times in seconds over 100 replications are reported in Tables S1 and S2.

Table S1: Average computation times (in seconds) with standard errors in parentheses for different methods over 100 replications for Example 1 with $(n, p) = (300, 3000)$.

τ	QaSIS	Q-SCAD	AQFS	AQFS + QBIC
0.3	9.53 (0.29)	6027.20 (79.99)	274.49 (0.09)	275.85 (0.12)
0.5	9.93 (0.29)	6005.73 (62.33)	275.97 (0.08)	276.09 (0.13)
0.7	9.04 (0.17)	6087.91 (67.53)	274.74 (0.14)	275.55 (0.11)

Table S2: Average computation times (in seconds) with standard errors in parentheses for different methods over 100 replications for Example 2 with $(n, p) = (300, 3000)$.

τ	QaSIS	QN-SCAD	AQFS	AQFS + QBIC
0.5	9.41 (0.23)	6110.71 (57.49)	276.67 (0.09)	276.95 (0.09)
0.7	8.79 (0.16)	6187.21 (75.01)	275.64 (0.10)	276.70 (0.08)

It is observed from Tables S1 and S2 that our screening algorithm AQFS can be more than 22 times faster than the penalized quantile regression methods, although our screening algorithm is slower than the marginal screening method QaSIS. This is reasonable because QaSIS selects relevant covariates at one time while AQFS selects variables sequentially and needs to repeat forward quantile regression K_n times. We also observe that the difference between the computation time of AQFS and the computation time of AQFS+QBIC is very small, indicating that the time for the selection stage using QBIC in our method is negligible.

References

- Belloni, A. and Chernozhukov, V. (2011). ℓ_1 -penalized quantile regression in high-dimensional sparse models. *The Annals of Statistics*, **39**, 82–130.
- Cheng, M.-Y., Feng, S., Li, G., and Lian, H. (2018). Greedy forward regression for variable screening. *Australian & New Zealand Journal of Statistics*, **60**, 20–42.
- Cheng, M.-Y., Honda, T., and Zhang, J.-T. (2016). Forward variable selection for sparse ultra-high dimensional varying coefficient models. *Journal of the American Statistical Association*, **111**, 1209–1221.

- Cheng, Y., De Gooijer, J. G, and Zerom, D. (2011). Efficient estimation of an additive quantile regression model. *Scandinavian Journal of Statistics*, **38**, 46–62.
- De Gooijer, J. G. and Zerom, D. (2003). On additive conditional quantiles with high-dimensional covariates. *Journal of the American Statistical Association*, **98**, 135–146.
- Fan, J., Feng, Y., and Song, R. (2011). Nonparametric independence screening in sparse ultra-high dimensional additive models. *Journal of the American Statistical Association*, **106**, 544–557.
- Fan, J. and Li, R. (2001). Variable selection via nonconcave penalized likelihood and its oracle properties. *Journal of the American statistical Association*, **96**, 1348–1360.
- Fan, J. and Lv, J. (2008). Sure independence screening for ultrahigh dimensional feature space. *Journal of the Royal Statistical Society, Series B*, **70**, 849–911.
- Fan, J. and Lv, J. (2010). A selective overview of variable selection in high dimensional feature space. *Statistica Sinica*, **20**, 101–148.
- Fan, J., Richard, S., and Wu, Y. (2009). Ultrahigh dimensional feature selection: beyond the linear model. *The Journal of Machine Learning Research*, **10**, 2013–2038.
- Fenske, N., Kneib, T. and Hothorn, T. (2011). Identifying risk factors for severe childhood malnutrition by boosting additive quantile regression. *Journal of the American Statistical Association*, **106**, 494–510.
- He, X., Wang, L., and Hong, H. G. (2013). Quantile-adaptive model-free variable screening for high-dimensional heterogeneous data. *The Annals of Statistics*, **41**, 342–369.
- Hjort, N. L. and Pollard, D. (1993). Asymptotics for minimisers of convex processes. Technical report, Department of Statistics, Yale University. Available at <http://www.stat.yale.edu/~pollard/Papers/convex.pdf>.
- Hoeffding, W. (1963). Probability Inequalities for Sums of Bounded Random Variables. *Journal of the American Statistical Association*, **58**, 13–30.
- Horowitz, J. and Lee, S. (2005). Nonparametric Estimation of an Additive Quantile Regression Model. *Journal of the American Statistical Association*, **100**, 1238–1249.
- Huang, J., Horowitz, J., and Wei, F. (2010). Variable selection in nonparametric additive models. *The Annals of Statistics*, **38**, 2282–2313.
- Jiang, F., Cheng, Q., Yin, G., and Shen, H. (2020). Functional Censored Quantile Regression. *Journal of the American Statistical Association* **115**, 931–944.

- Knight, Keith. (1998). Limiting distributions for L_1 regression estimators under general conditions. *The Annals of Statistics*, **26**, 755–770.
- Kong, Y., Li, D., Fan, Y. and Lv, J. (2017). Interaction pursuit in high-dimensional multi-response regression via distance correlation. *The Annals of Statistics*, **45**, 897–922.
- Lee, E.R., Noh, H. and Park, B.U. (2014). Model selection via Bayesian information criterion for quantile regression models. *Journal of the American Statistical Association*, **109**, 216–229.
- Li, D., Kong, Y., Fan, Y., and Lv, J. (2022). High-dimensional interaction detection with false sign rate control. *Journal of Business & Economic Statistics*, **40**, 1234–1245.
- Li, R., Zhong, W. and Zhu, L. (2012). Feature screening via distance correlation learning. *Journal of the American Statistical Association*, **107**, 1129–1139.
- Li, Y., Li, G., Lian, H., and Tong, T. (2017). Profile forward regression screening for ultra-high dimensional semiparametric varying coefficient partially linear models. *Journal of Multivariate Analysis*, **155**, 133–150.
- Ledoux, Michel and Talagrand, Michel (1991). *Probability in Banach Spaces: Isoperimetry and Processes*, Springer, Berlin.
- Ma, S., Li, R. and Tsai, C. L. (2017). Variable screening via quantile partial correlation. *Journal of the American Statistical Association*, **112**, 650–663.
- Massart, P. (2000). About the constants in Talagrand’s concentration inequalities for empirical processes. *The Annals of Probability*, **28**, 863–884.
- Serfling, R. (1980). *Approximation Theorems of Mathematical Statistics*. Wiley, New York.
- Ni, L. and Fang, F. (2016). Entropy-based model-free feature screening for ultrahigh-dimensional multiclass classification. *Journal of Nonparametric Statistics*, **28**, 515–530.
- Sherwood, B. and Maidman, A. (2022). Additive nonlinear quantile regression in ultra-high dimension. *Journal of Machine Learning Research*, **23**, 1–47.
- Sherwood, B. and Wang, L. (2016). Partially linear additive quantile regression in ultra-high dimension. *The Annals of Statistics*, **44**, 288–317.
- Song, R., Lu, W., Ma, S., and Jeng, J. X. (2016). Censored rank independence screening for high-dimensional survival data. *Biometrika*, **101**, 799–814.
- Stone, C. (1985). Additive regression and other nonparametric models. *The Annals of Statistics*, **13**, 689–705.

- Tibshirani, R. (1996). Regression shrinkage and selection via the lasso. *Journal of the Royal Statistical Society, Series B*, **58**, 267–288.
- Vaart, Aad W and Wellner, Jon A. (1996). *Weak Convergence and Empirical Processes: with Applications to Statistics*. Springer, New York.
- Votavova, H., Dostalova Merkerova, M., Fejglova, K., Krejcik, Z., Pastorkova, A., Tabashidze, N., Topinka, J., Veleminsky, M., JR., Sram, R. J. and Brdicka, R. (2011). Transcriptome alterations in maternal and fetal cells induced by tobacco smoke. *Placenta*, **32**, 763–770.
- Wang, H. (2009). Forward regression for ultra-high dimensional variable screening. *Journal of the American Statistical Association*, **104**, 1512–1524.
- Wang, L., Wu, Y. and Li, R. (2012). Quantile regression for analyzing heterogeneity in ultra-high dimension. *Journal of the American Statistical Association*, **107**, 214–222.
- Wu, Y. and Yin, G. (2015). Conditional quantile screening in ultrahigh-dimensional heterogeneous data. *Biometrika*, **102**, 65–76.
- Zhang, C.H. (2010). Nearly unbiased variable selection under minimax concave penalty. *The Annals of Statistics*, **38**, 894–942.
- Zhong, W., Duan, S., and Zhu, L. (2020). Forward additive regression for ultrahigh dimensional nonparametric additive models. *Statistica Sinica*, **30**, 175–192.
- Zhong, W., Qian, C., Liu, W., Zhu, L., and Li, R. (2023). Feature Screening for Interval-Valued Response with Application to Study Association between Posted Salary and Required Skills. *Journal of the American Statistical Association*, **118**, 805–817.