

Controlling FSR in Selective Classification

GUANLAN ZHAO^{1,a} and
ZHONGGEN SU^{*2,b}

¹*School of Mathematical Sciences, Zhejiang University, Hangzhou, China,* ^a22135047@zju.edu.cn

²*School of Mathematical Sciences, Zhejiang University, Hangzhou, China,* ^bsuzhonggen@zju.edu.cn

Uncertainty quantification and false selection error rate (FSR) control are crucial in many high-consequence scenarios, so we need models with good interpretability. This article introduces the optimality function for the binary classification problem in selective classification. We prove the optimality of this function in oracle situations and provide a data-driven method under the condition of exchangeability. We demonstrate it can control global FSR with the finite sample assumption and successfully extend the above situation from binary to multi-class classification. Furthermore, we demonstrate that FSR can still be controlled without exchangeability, ultimately completing the proof using the martingale method.

Keywords: Selective inference; Optimality function; FSR control.

1. Introduction

With the advent of the big data era, our data modeling techniques have evolved from traditional low-data models to encompass the novel, big-data-centric approach that can handle tremendous volumes of information – such as the deep learning model. While deep learning has recorded substantial advancements in fields such as Computer Vision (CV) and Natural Language Processing (NLP), it has also spotlighted its inherent limitation, which hinges on the lack of clarity regarding our faith in the model's outputs, its only point of reference tends to be the performance of past data. Normally, it is assumed that the training and testing data originate from the same distribution, but this assumption does not often hold in real-life scenarios.

Uncertainty quantification and error control are crucial in many high-consequence scenarios, such as the medical and financial fields. We need models with stellar interpretability since incorrect outcomes can often lead to severe consequences. Therefore, to balance the processing of large data with the need for precision, selective inference is a good choice [Benjamini, Y \(2010\)](#). We only make definitive decisions on a selected subset, while the remaining subjects receive indecision. In other words, data that is hard to process will be held in abeyance, termed an "indecision" choice.

By introducing the indecision method, the False Selection Error Rate (FSR) can be effectively controlled. Indecision methods are not uncommon, for instance, in tumor image evaluations within the medical field. Various models can be employed to predict positive or negative outcomes, and images that the model cannot determine are left to experts for evaluation. This approach effectively reduces manual workload. FSR is a generic concept in selective inference, encompassing significant special cases such as the standard misclassification rate and false discovery rate. With this foundation, our objective is to maximize power as much as possible while maintaining control over the global FSR – that is, the expected fraction of erroneous decisions among all definitive choices.

In dealing with a standard multiple testing problem where the null distribution, denoted as P_0 , is known, the Benjamini-Hochberg (BH) procedure [Benjamini Y \(1995\)](#) ensures control over the FDR (False Discovery Rate). This method applies to finite samples and is uniform over all alternative distributions when the test statistics are either independent or satisfy the Positive Regression Dependency on a Subset (PRDS) property, according to [Benjamini, Y \(2001\)](#), [Benjamini Y \(2000\)](#), and [Bates S \(2023\)](#).

There have been suggestions for variants of the BH procedure aimed at both easing the conservatism when the fraction of nulls does not approximate 1 – such as in the Storey-BH or Quantile-BH procedure [Benjamini Y \(2006\)](#) and bolstering the FDR control under broader, dependent structures mention ref30.

The q-value method proposed by Storey [Storey J D. \(2002\)](#) is closely related to conformal inference [Vovk V \(2005\)](#) and the BH procedure [Benjamini Y \(1995\)](#). Conformal inference is most commonly applied to outlier detection, as noted in [Angelopoulos A N \(2020\)](#), [Kaur R \(2021\)](#), and [Bates S \(2023\)](#). However, it can also yield favorable outcomes for classification problems [Liang Z \(2022\)](#). These two methods can be effectively combined with contemporary machine learning and deep learning models, contributing to the interpretability of black-box models [Liang Z \(2023\)](#), [Marandon A \(2022\)](#), [Haroush M \(2021\)](#). The concept of local FDR inspires the q-value procedure we propose [cite ref4, Sun W \(2007\)](#).

Unlike multiple testing, indecisions are not allowed in the conventional classification setup. However, decision errors, which can be very expensive to correct, are often unavoidable due to the intrinsic ambiguity of a classification model. The selective classification formulation provides a useful framework that trades off a fraction of indecision for fewer classification errors. The expected number of indecisions often reflects the difficulty of the task, as well as the degree of uncertainty in the decision-making process.

To maximize power, we focus on global FSR, and the problem of controlling FSR separately has been solved in the article [Rava B \(2021\)](#). We will prove that this method is not optimal for controlling global FSR. In the paper [Gang B \(2022\)](#), data is sampled from a compound of two normal distributions, and the author designed a clever shrinkage factor to control global FSR.

The second way to control the error rate for black-box models is to allow the classification result to contain multiple classes [Lei J \(2022\)](#), [Guan L \(2022\)](#). That is, assessing the probability that the true label of the sample in the predicted set is higher than a given threshold. Simultaneously, it is necessary to minimize the average number of predicted classes to maximize power.

In Section 2, we will introduce the formulas used in this article. In Section 3, we provide proof of the optimal decision function under the oracle scenario. In Section 4, under the assumption of data exchangeability, we first propose a data-driven method. Next, when π differs, we also provide an upper bound for the error rate under this method. Lastly, we consider the situation where different weights are assigned to the test data and provide a corresponding data-driven method along with its proof. In Section 5, we present a few simulations to demonstrate that our method can control error rate and compare to the previous FASI method, exhibits clear advantages. It indirectly validates the optimality results discussed in Section Three. Section 6 concludes the article.

2. Problem Formulation

We divide the labeled data into two parts: train data and calibration data. The data to be predicted is called test data, and they do not have labels. The train data is used to train the model, and the calibration data is used to compare with the test data, which can correct the model to a certain extent.

In later sections, we will try to give an optimal score function in the context of global FSR control and correspondingly give a data-driven method. The following briefly introduces some symbolic representations: We assume there are K classes, $\{1, 2, 3, \dots, K\}$. And n samples $D = \{(X_i, Y_i) : 1 \leq i \leq n\}$ is divided into a training set and a calibration set: $D = D^{train} \cup D^{cal}$, where $X_i \in R^p$ is a p -dimensional vector of features, and Y_i is the real class, $Y_i \in \{1, 2, 3, \dots, K\}$. The (future) test set $\{X_{n+1}, X_{n+2}, \dots, X_{n+m}\}$ is recorded as D^{test} , and these data do not have labels. We conveniently record the sample size of calibration data and test data as n^{cal} and n^{test} . In the following content, to simplify the notation, we use $i \in D^{cal}$ or $i \in D^{test}$ to refer to $(X_i, Y_i) \in D^{cal}$ or $X_i \in D^{test}$.

We denote the predicted result of the i th sample as \hat{Y}_i . In the selective classification framework, if we have enough evidence that X_i belongs to a class, then we predict $\hat{Y}_i \in \{1, 2, \dots, K\}$, and if the class of the sample cannot be judged through the existing data, we correspondingly record \hat{Y}_i as 0. To focus on key ideas, we mainly consider the binary classification problem in our article. Therefore $\hat{Y}_i \in \{0, 1, 2\}$, and $Y_i \in \{1, 2\}$. Since our model is designed to deal with black-box models, we use $S^1(X_i)$ and $S^2(X_i)$ to represent the scores for class 1 and class 2 for sample X_i obtained from the model. Without loss of generality, we assume that the sum of $S^1(X_i)$ and $S^2(X_i)$ is 1.

In the selective classification problem, the expression of FSP is

$$\text{FSP} = \frac{\sum_{i \in D^{test}} \mathbb{I}(\hat{Y}_i = Y_i, \hat{Y}_i \neq 0)}{\sum_{i \in D^{test}} \mathbb{I}(\hat{Y}_i \neq 0)},$$

and FSR is the expectation of FSP.

Here, we no longer make too many assumptions about the distribution of X but directly give an assumption on the distribution of $S^i(x)$. We define the distribution of $S^1(x)$ and $S^2(x)$ in test data and calibration data as

$$\begin{aligned} S_{test}^i(x) &\sim F_{test}^i(x) = \pi_{test} \cdot F_1^i + (1 - \pi_{test}) \cdot F_2^i, \\ S_{cal}^i(x) &\sim F_{cal}^i(x) = \pi_{cal} \cdot F_1^i + (1 - \pi_{cal}) \cdot F_2^i, \end{aligned} \quad (1)$$

where $i = 1, 2$ and π_{test}/π_{cal} is the probability of belonging to class 1 in test/calibration data, and $1 - \pi_{test}/1 - \pi_{cal}$ is the probability of belonging to class 2 in test/calibration data. F_k^j is the conditional CDF of $S^j(x)$ given $Y = k$. Let f_k^j be the probability density function of F_k^j . We first assume that $\pi_{cal} = \pi_{test}$ between test and calibration data, then prove FSR can be controlled under the exchangeable condition. Next, assuming that $\pi_{cal} \neq \pi_{test}$ and proving the data-driven method also can control the FSR. In this paper, we have the following contributions:

- In the oracle procedure, we proved the optimality of $S(x) = \max\{S_1(x), S_2(x)\}$ for the global FSR control. The optimal function of $K(K > 2)$ class classification and the corresponding proof are in the appendix.
- In the data-driven procedure, we prove our proposed algorithm controls the FSR under the exchangeability assumption among $D^{cal} \cup D^{test}$. Define a new concept p^{test} and give an estimation of it by Storey's estimator. We extend our data-driven method in binary classification to multi-classification problems in the appendix.
- When the proportion of classes is different in calibration data and test data, We give an upper bound of our method. Through our numerical experiments, we can see that our method does control FSR and holds advantages in accuracy and power compared to other methods.
- In the data-driven procedure, we provide another perspective on the martingale proof. We prove that when different weights are added to the test data and calibration data, the FSR also can be controlled.

3. Oracle procedure and optimality of FSR control in binary classification problem

First, we consider the oracle situation and assume that the score obtained is the true probability of belonging to the class. We will prove the score function $S(x) = \max\{S^1(x), S^2(x)\}$ is optimal in the

sense of ETS under the control of global FSR, where $S^i = P(Y = i|x)$. We make decisions by

$$\delta = \arg \max_i S^i(x) \cdot \mathbb{I}(S(x) \geq t).$$

We denote the predicted value as \hat{Y} , and define mFSR and ETS for test data as:

$$\text{mFSR} = \frac{\mathbb{E}\{\sum_{i \in D^{test}} (\hat{Y}_i \neq Y_i, \hat{Y}_i \neq 0)\}}{\mathbb{E}\{\sum_{i \in D^{test}} (\hat{Y}_i \neq 0)\}},$$

$$\text{ETS} = \sum_{i \in D^{test}} (\hat{Y}_i = Y_i, \hat{Y}_i \neq 0).$$

We cannot express the decision rule δ only by S because S cannot represent all information of samples. We still use S^i here for convenience.

Theorem 1. *Under the assumption of the distribution of S^1, S^2 of test data and calibration data, and α has been chosen in advance. Let D_α denote the selection rules that satisfy $\text{mFSR} \leq \alpha$. Let ETS_δ denote the ETS of an arbitrary decision rule δ . Then, the oracle procedure is optimal in the sense that $\text{ETS}_{\delta_{OR}} \leq \text{ETS}_\delta$ for any $\delta \in D_\alpha$ and finite sample size n^{test} .*

From the definition of mFSR, there is

$$\text{mFSR}(t) = P(Y \neq \hat{Y} | S(x) \geq t).$$

Traditionally, we still use $Q(t)$ to denote $\text{mFSR}(t)$. We first prove that the $Q(t)$ is monotonically decreasing in the oracle situation.

$$\begin{aligned} Q(t) &= P(Y \neq \hat{Y} | S(x) \geq t) \\ &= \frac{E(\sum_{j \in D^{test}} ((1 - S_j) \mathbb{I}(S_j \geq t)))}{E(\sum_{j \in D^{test}} \mathbb{I}(S_j \geq t))}, \end{aligned} \quad (2)$$

where $S_j = S(X_j) = \max\{S^1(X_j), S^2(X_j)\}$.

Lemma 3.1. *Suppose $p(x)$ is a non-negative and bounded function, and $f(x)$ is a monotonically decreasing function. Then function (3) decreases monotonically, and the function $Q(t)$ defined by (2) decreases monotonically.*

$$g(t) = \frac{\int_t^1 f(x)p(x)dx}{\int_t^1 p(x)dx} \quad (3)$$

Due to the monotonicity of $Q(t)$, we have the corresponding $Q^{-1}(\alpha)$ for any threshold α set in advance. So the oracle rule can be written as

$$\delta^{n+j}(\alpha) = \arg \max_i S_{n+j}^i \cdot \mathbb{I}(S_{n+j} \geq Q^{-1}(\alpha)). \quad (4)$$

Where no ambiguity arises, we denote $\arg \max_i S_{n+j}^i$ as Y'_{n+j} and $\delta^{n+j}(\alpha)$ as \hat{Y}_{n+j} .

And it is easy to see that

$$\delta(\alpha) = 1 \cdot \mathbb{I}(S^1 \geq Q^{-1}(\alpha)) + 2 \cdot \mathbb{I}(S^2 \geq Q^{-1}(\alpha))$$

are equivalent to the expression (4). Since $S^i(x)$ satisfies the equation $S^1(x) + S^2(x) = 1$, $Q(\alpha)$ must also be a number greater than 0.5 for $S(x) \geq 0.5$, so we don't have to consider overlapping situations.

Remark. Let us use another angle to understand the problem. $S^i(x)$ itself expresses the possibility of x belonging to class i . If we only classify according to the large or small value of S_i , that is, $\arg \max_i S^i$, it is logically impossible to control the error rate because of the model-free assumption. So we add the screening of the value of S , based on $\arg \max_i S^i$. When the value of S is large enough, we classify according to $\arg \max_i S^i$. That is the explanation of $\delta = \arg \max_i S^i \cdot \mathbb{I}(S \geq t)$.

4. The data-driven procedure of FSR control in binary classification problem

4.1. Data-driven procedure

Just like the data-driven procedure in FASI, we use the martingale method to control the FSR. The difference with the oracle situation is that the score function here is no longer $S^i(x) = P(y = i|x)$, but a heuristic score, and we denote it as \hat{S}^i . So the corresponding $Q(t)$ is no longer monotonic. Here we learn from the idea of the q-value in Storey J D. (2003).

We again explain the notation that we will use: we denote the calibration set as D^{cal} , the test set as D^{test} , where n^{cal} represents the number of samples in the calibration set and n^{test} represents the number of samples in the test set.

Assumption 1. The groups $\{(X_i, Y_i) : X_i \in D^{cal} \cup D^{test}\}$ are exchangeable.

Our decision rule is

$$\delta^j(t) = \arg \max_i \hat{S}_j^i \cdot \mathbb{I}(\hat{S}_j \geq t),$$

where $\hat{S}_j = \max\{\hat{S}^1(X_j), \hat{S}^2(X_j)\}$, \hat{S}_j^i is the score of class i for sample j from the black-box model. The estimated false discovery proportion (FSP), as a function of t , is given by

$$\hat{Q}(t) = \frac{\frac{1}{n^{cal}+1} \{\sum_{i \in D^{cal}} \mathbb{I}(\hat{S}_i \geq t, \hat{Y}_i \neq Y_i) + 1\}}{\frac{1}{n^{test}} \{\sum_{n+j \in D^{test}} \mathbb{I}(\hat{S}_{n+j} \geq t)\} \vee 1}, \quad (5)$$

where \hat{Y}_i denote the predicted class of sample i , Y_i denote the real class of sample i . We choose the smallest t such that the estimated FSP is less than α . Define

$$\tau = \hat{Q}^{-1}(\alpha) = \inf\{t : \hat{Q}(t) \leq \alpha\}, \quad (6)$$

and

$$\hat{R}_{n+j} = \inf_{t \leq \hat{\delta}} \{\hat{Q}(t)\}, \quad (7)$$

where $\hat{s} = \hat{S}(X_{n+j})$. Therefore

$$\mathbb{I}(\hat{R}_{n+j} \leq \alpha) \Leftrightarrow \mathbb{I}(\hat{S}_{n+j} \leq \tau).$$

So decision rule can be written as: for a given α ,

$$\delta^{n+j} = \arg \max_i \hat{S}_{n+j}^i \cdot \mathbb{I}(\hat{R}_{n+j} \leq \alpha).$$

Algorithm 1 FSR control procedure on binary classification.

Input: Existing data D and its real class, test data D^{test} .

Output: Classification result of test data.

- 1: Randomly split D into D^{train} and D^{cal} .
- 2: Train a black-box model only on D^{train} to get score function $S^1(x)$, $S^2(x)$.
- 3: Predict base scores for all observations in D^{test} and D^{cal} .
- 4: Compute the q-value for all test data using equation (5).
- 5: Compute the R-value for all test data using equation (7).
- 6: Threshold the R-value at a user-specified level α , assigning an observation in D^{test} to class \hat{Y}_i if $\hat{R}_i \leq \alpha$, where

$$\hat{Y}_i = \arg \max_j S_i^j \cdot \mathbb{I}(\hat{R}_i \leq \alpha).$$

- 7: Return an indecision result on all remaining observations where $\hat{R}_i \geq \alpha$.

Theorem 2. We denote W^{test}/W^{cal} as the samples whose real class corresponds to a lower score in the $\{S^1, S^2\}$ in the test/calibration data. Define

$$p_{test} = \frac{|W^{test}|}{n^{test}}, p_{cal} = \frac{|W^{cal}|}{n^{cal}}, \gamma = \mathbb{E}\left(\frac{p_{test}}{p_{cal}}\right).$$

Assume there exist $x_0 \neq x_1$, s.t. $F_1^1(x_0) \neq F_1^2(x_0)$ and $F_1^1(x_1) \neq F_1^2(x_1)$. Then, under Assumption 1, the Algorithm 1 with R-value formula (5) can control FSR at α precisely.

4.2. Control FSR under different sparsity

To maximize the method power, we need to estimate p_{test} when data are not exchangeable. From the assumption on distribution (1), we know:

$$\begin{aligned} S_{test}^1(x) &\sim F_{test}^1(x) = \pi_{test} \cdot F_1^1 + (1 - \pi_{test}) \cdot F_2^1, \\ S_{test}^2(x) &\sim F_{test}^2(x) = \pi_{test} \cdot F_1^2 + (1 - \pi_{test}) \cdot F_2^2. \end{aligned} \tag{8}$$

We are considering a binary classification problem. When treating n^{test} as a fixed constant, the equation can be simplified to:

$$\begin{aligned}\mathbb{E}(p_{test}) &= \mathbb{E}(|W^{test}|/n^{test}) \\ &= \frac{\mathbb{E}[\sum_{i \in D^{test}} \{\mathbb{I}(S^1(x_i) \geq 0.5, c = 2) + \mathbb{I}(S^1(x_i) < 0.5, c = 1) = 1\}]}{n^{test}}.\end{aligned}\quad (9)$$

According to Chebyshev's law of large numbers, the above formula converges to the following formula with probability 1.

$$\begin{aligned}\mathbb{E}(p_{test}) &= \mathbb{P}(S^1(x_i) \geq 0.5, c = 2) + \mathbb{P}(S^1(x_i) < 0.5, c = 1) \\ &= (1 - \pi_{test}) \cdot (1 - F_2^1(0.5)) + \pi_{test} \cdot F_1^1(0.5).\end{aligned}\quad (10)$$

So we only need to estimate π_{test} and F_1^1 . And F_1^1 can be estimated from calibration data, π_{test} can be estimated by Storey's estimator [Storey J D. \(2003\)](#) used on test data, that is: we define

$$W^{test}(\lambda) = \#\{i \in D^{test} : S_i^1 > \lambda\},$$

and from the empirical CDF the expected number of S_i^1 should be $n^{test} \cdot \pi_{test} \cdot (1 - F_1^1(\lambda))$. Setting expected equal to observed, we obtain:

$$\hat{\pi}_{test}(\lambda) = \frac{W^{test}(\lambda)}{n^{test}(1 - \hat{F}_1^1(\lambda))},\quad (11)$$

and $\mathbb{E}\{\hat{\pi}(\lambda)\} \geq \pi$. We plug the estimation of π_{test} into equation (9), so as to get the estimation of $\mathbb{E}(p_{test})$:

$$\begin{aligned}\hat{p}_{test} &= (1 - \hat{\pi}_{test}(\lambda)) \cdot (1 - \hat{F}_2^1(0.5)) + \hat{\pi}_{test}(\lambda) \cdot \hat{F}_1^1(0.5) \\ &= 1 - \hat{F}_2^1(0.5) + \hat{\pi}_{test}(\lambda) \cdot (\hat{F}_2^1(0.5) - 1 + \hat{F}_1^1(0.5)),\end{aligned}\quad (12)$$

where the $\hat{F}_j^i(0.5)$ is calculated by calibration data, and we take λ as τ , calculated by (6).

Assumption 2. $\pi_{test} \neq \pi_{cal}$ but the conditional distribution of the same class is consistent in test data and calibration data.

Here, we consider the case where the proportions of class 1 and class 2 in test and calibration data are different. So the π_{test} is estimated using Storey's estimator on test data, and the π_{cal} can be estimated directly using the empirical distribution of calibration data.

Lemma 4.1. *In the procedure of estimating π_{test} , we use Storey's estimator for S^1 when*

$$F_2^1(0.5) + F_1^1(0.5) - 1 \geq 0.$$

That is:

$$W^{test}(\lambda) = \#\{i \in D^{test} : S_i^1 > \lambda\}, \quad \hat{\pi}_{test}(\lambda) = \frac{W^{test}(\lambda)}{n^{test}(1 - \hat{F}_1^1(\lambda))}.$$

Otherwise, we use Storey's estimator for S^2 . Under the steps above, we have $\mathbb{E}(p_{test}) \leq \mathbb{E}\{\hat{p}_{test}\}$ for any λ .

According to the Lemma 4.1, without loss of generality, we can assume that $F_2^1(0.5) + F_1^1(0.5) - 1 \geq 0$, and Storey's estimator is used for S^1 . Therefore we define:

$$\begin{aligned}\tilde{Q}(t) &= \frac{\hat{p}_{test}}{\hat{p}_{cal}} \cdot \hat{Q}(t) \\ &= \frac{\hat{p}_{test}}{\hat{p}_{cal}} \cdot \frac{\frac{1}{n^{cal+1}} \{\sum_{i \in D^{cal}} \mathbb{I}(\hat{S}_i \geq t, \hat{Y}_i \neq Y_i) + 1\}}{\frac{1}{n^{test}} \{\sum_{n+j \in D^{test}} \mathbb{I}(\hat{S}_{n+j} \geq t)\} \vee 1}.\end{aligned}\quad (13)$$

From the proof above, We choose the smallest t such that the estimated FSP is less than α . Define

$$\tilde{\tau} = \tilde{Q}^{-1}(\alpha) = \inf\{t : \tilde{Q}(t) \leq \alpha\}, \quad (14)$$

and

$$\tilde{R}_{n+j} = \inf_{t \leq \hat{s}} \{\tilde{Q}(t)\}, \quad (15)$$

where $\hat{s} = \hat{S}(X_{n+j} = x)$. So, the new decision rule can be written as: for a given α ,

$$\tilde{\delta}^{n+j} = \arg \max_i S_{n+j}^i \cdot \mathbb{I}(\tilde{R}_{n+j} \leq \alpha).$$

Algorithm 2 FSR control procedure with different π .

Input: Existing data D and its real class, test data D^{test} .

Output: Classification result of test data \tilde{Y}_i .

- 1: Randomly split D into D^{train} and D^{cal} .
- 2: Train a black-box model only on D^{train} to get score function $S^1(x)$, $S^2(x)$.
- 3: Predict base scores for all observations in D^{test} and D^{cal} .
- 4: Compute the q-value, using equation (5) for D^{test} , and calculate τ by (6).
- 5: Calculate $\hat{\pi}_{test}$ by formula (11) and take λ as τ , calculate \hat{p}_{cal} by its empirical distribution

$$\hat{p}_{cal} = \frac{\{\sum_{i \in D^{test}} [\mathbb{I}(S^1(x_i) \geq 0.5, c = 2) + \mathbb{I}(S^1(x_i) < 0.5, c = 1) = 1]\}}{n^{test}}.$$

- 6: Estimate $\hat{F}_2^1(0.5)$, $\hat{F}_2^1(0.5)$ and $\hat{F}_1^1(0.5)$ by calibration data and plug in formula (12) to get \hat{p}_{test} .
- 7: Compute the new q-value \tilde{Q}_i for all test data by (13) and $\tilde{\tau}$ by (14).
- 8: Compute the new R-value \tilde{R}_i by (15) for all test data based on \tilde{Q}_i .
- 9: Threshold the new R-value at a user-specified level α , assigning an observation in D^{test} to class \tilde{Y}_i if $\tilde{R}_i \leq \alpha$, where

$$\tilde{Y}_i = \arg \max_j S_i^j \cdot \mathbb{I}(\tilde{R}_i \leq \alpha).$$

- 10: Return indecision on all remaining observations where $\tilde{R}_i \geq \alpha$.

FSP of the proposed algorithm is given by

$$\text{FSP}(\tilde{\tau}) = \frac{V^{test}(\tilde{\tau})}{R^{test}(\tilde{\tau}) \vee 1}. \quad (16)$$

And we have the following theorem.

Theorem 3. *Denote*

$$C = \frac{\mathbb{E}(p_{cal})}{\mathbb{E}(p_{test})} \cdot \left(\frac{\pi_{test}}{\pi_{cal}} + \frac{1 - \pi_{test}}{1 - \pi_{cal}} \right).$$

Then under Assumption 2 that π_{test} is different from π_{cal} and the conditional distribution of the same class is consistent in test data and calibration data. The Algorithm 2 with R-value (15) can control FSR at $C\alpha$, where

$$FSR = \mathbb{E} \left\{ \frac{\sum_{i \in D^{test}} (\tilde{Y}_i \neq Y_i, \tilde{Y}_i \neq 0)}{\sum_{i \in D^{test}} (\tilde{Y}_i \neq 0) \vee 1} \right\}.$$

We denote

$$\begin{aligned} V^{test}(\tilde{\tau}) &= \#\{i : S(x_i) \geq \tilde{\tau}, Y_i \neq \hat{Y}_i, x_i \in D^{test}\}, \\ V^{cal}(\tilde{\tau}) &= \#\{i : S(x_i) \geq \tilde{\tau}, Y_i \neq \hat{Y}_i, x_i \in D^{cal}\}, \\ R^{test}(\tilde{\tau}) &= \#\{i : S(x_i) \geq \tilde{\tau}, x_i \in D^{test}\}, \\ R^{cal}(\tilde{\tau}) &= \#\{i : S(x_i) \geq \tilde{\tau}, x_i \in D^{cal}\}. \end{aligned} \tag{17}$$

To illustrate the theorem, we expand the expression of FSP($\tilde{\tau}$) above

$$\begin{aligned} FSP(\tilde{\tau}) &= \frac{V^{test}(\tilde{\tau})}{V^{cal}(\tilde{\tau}) + 1} \cdot \frac{V^{cal}(\tilde{\tau}) + 1}{R^{test}(\tilde{\tau}) \vee 1} \\ &= \tilde{Q}(\tilde{\tau}) \cdot \frac{n^{cal} + 1}{n^{test}} \cdot \frac{\hat{p}_{cal}}{\hat{p}_{test}} \cdot \frac{V^{test}(\tilde{\tau})}{V^{cal}(\tilde{\tau}) + 1} \\ &\leq \alpha \cdot \frac{n^{cal} + 1}{n^{test}} \cdot \frac{c_0}{c_1 + c_2 \cdot \hat{\pi}_{test}} \cdot \frac{V^{test}(\tilde{\tau})}{V^{cal}(\tilde{\tau}) + 1}, \end{aligned} \tag{18}$$

where $c_0 = |W^{cal}|/|D^{cal}|$, $c_1 = 1 - \hat{F}_2^1(0.5)$, $c_2 = \hat{F}_2^1(0.5) - 1 + \hat{F}_1^1(0.5)$. We prove the following lemma:

Lemma 4.2. *Let $(\Omega, \mathcal{F}, \mathbb{P})$ be a triple, and X is a random variable with $\mathbb{E}(|X|) < \infty$. Let \mathcal{G} and \mathcal{H} be a sub- σ -algebra of \mathcal{F} .*

i. If \mathcal{H} is independent of $\sigma(\sigma(X), \mathcal{G})$ then $\mathbb{E}[X|\sigma(\mathcal{G}, \mathcal{H})] = \mathbb{E}(X|\mathcal{G})$, a.s.

ii. Let $\{s_1, s_2, \dots, s_n\}$ be a series random variables which satisfy $a \leq s_1 \leq s_2 \leq \dots \leq s_n \leq b$ and exchangeability. X is defined by a subsequence of $\{s_k\}_{1 \leq k \leq n}$, and independent of b . If $\mathcal{H} = \sigma(s_i)_{k+1 \leq i \leq n}$, $\mathcal{G} = \sigma(s_i)_{k \leq i \leq n}$, where s_k is independent of X , then

$$\mathbb{E}[X|\mathcal{G}] = \mathbb{E}(X|\mathcal{H}), \quad a.s.$$

Lemma 4.3. *if $(X_n, \sigma(s_j)_{j \leq n}, n \geq 0)$ and $(Y_n, \sigma(s_j)_{j \leq n}, n \geq 0)$ are martingales. $|Y_n|$ and $|X_n|$ has a finite upper bound M , then $(X_n \cdot Y_n, \sigma(s_j)_{j \leq n}, n \geq 0)$ is also a martingale.*

When the exchangeability is not satisfied, the expression 16 is not a martingale anymore so we can divide it by

$$\frac{V^{test}(\tau)}{V^{cal}(\tau) + 1} \leq \frac{V_1^{test}(\tau)}{V_1^{cal}(\tau) + 1} + \frac{V_2^{test}(\tau)}{V_2^{cal}(\tau) + 1}, \tag{19}$$

where $V_1^{test}(\tau)$ are the samples that belong to class 2 but are classified to class 1 when the threshold is τ , and $V_2^{test}(\tau)$ are the samples that belong to class 1 but are classified to class 2 when the threshold is τ .

Lemma 4.4. *We force the following discrete-time filtration that describes the misclassification process:*

$$F_k = \{\Delta(V^{test}(s_k), V^{cal}(s_k))\}_{\eta \leq s_k \leq t},$$

where s_k corresponds to the threshold(time) when exactly k subjects, combining the subjects in both D^{cal} and D^{test} , are misclassified, $n = n^{cal} + n^{test}$. Then

$$\frac{V_1^{test}(\tau)}{V_1^{cal}(\tau) + 1}, \frac{V_2^{test}(\tau)}{V_2^{cal}(\tau) + 1}$$

are both martingales.

Remark. From Theorem 3, we give an upper bound for FSR control when data are not exchangeable between D^{cal} and D^{test} , but the upper bound is influenced by different π . When π is extremely large or small, this can lead to a large upper bound. Therefore, our future work will propose a new q-value method to estimate mFSR to give a more precise control.

4.3. Weighted data-driven procedure

We still consider the situation of Assumption 1 here. When the reliability of calibration data is lower than that of test data, we can improve our method by assigning more weight to the test data. In this case, we first prove a new mirror process to demonstrate that it is a martingale. Then, we propose a new algorithm and provide a theorem to ensure its reliability.

Corollary 4.1. *we force the following discrete-time filtration that describes the misclassification process:*

$$F_k = \{\Delta(R^{test}(s_k), R^{cal}(s_k))\}_{\eta \leq s_k \leq t},$$

where s_k corresponds to the threshold(time) when exactly k subjects, combining the subjects in both D^{cal} and D^{test} are rejected. Then

$$\frac{R^{cal}(s_k) + K \cdot R^{test}(s_k) + K}{R^{test}(s_k) + 1}$$

is a martingale for any positive integer K .

Therefore we define:

$$\hat{Q}_w(t, K) = \frac{\frac{1}{n^{cal}+1} \{\sum_{i \in D^{cal}} \mathbb{I}(S_i \geq t, \hat{Y}_i \neq Y_i) + 1\}}{\frac{1}{n^{cal}+K \cdot (n^{test}+1)} \{\sum_{i \in D^{cal}} \mathbb{I}(S_i \geq t) + K \cdot (\sum_{i \in D^{test}} \mathbb{I}(S_i \geq t) + 1)\}}. \quad (20)$$

We take K as a constant as the ratio between the weights of test data and calibration data. Choose the smallest t such that the estimated FSP is less than α . Define

$$\hat{\tau}_w = \hat{Q}_w^{-1}(\alpha) = \inf\{t : \hat{Q}_w(t) \leq \alpha\}, \quad (21)$$

and

$$R_{n+j}^w = \inf_{t \leq \hat{s}} \{\hat{Q}_w(t)\}, \quad (22)$$

where $\hat{s} = \hat{S}(X_{n+j} = x)$. So, the decision rule can be written as: for a given α ,

$$\delta_w^{n+j} = \arg \max_i S_{n+j}^i \cdot \mathbb{I}(R_{n+j}^w \leq \alpha). \quad (23)$$

Algorithm 3 FSR control procedure with different weights on test data.

Input: Existing data D and its real class, test data D^{test} .

Output: Classification result of test data.

- 1: Randomly split D into D^{train} and D^{cal} .
- 2: Train a black-box model only on D^{train} to get the score function $S^1(x), S^2(x)$.
- 3: Predict base scores for all observations in D^{test} and D^{cal} .
- 4: Take K as a constant as the ratio of the weights of test data and calibration data.
- 5: Compute the q-value for all test data using equation (20).
- 6: Compute the R-value for all test data using equation (22).
- 7: Threshold the R-value at a user-specified level α , assigning an observation in D^{test} to class \hat{Y}_i if $\hat{R}_i \leq \alpha$, where

$$\hat{Y}_i = \arg \max_j S_i^j \cdot \mathbb{I}(R_i^w \leq \alpha).$$

- 8: Return an indecision result on all remaining observations where $\hat{R}_i \geq \alpha$.

Remark. In the proof of martingale, the structure is the most important thing. Any expression structure similar to (40) can be proved as a martingale. A martingale plus a constant is still a martingale. Therefore, in the article FASI,

$$\frac{R^{cal}(s_k) + R^{test}(s_k) + 1}{R^{test}(s_k) + 1}$$

can be written as

$$1 + \frac{R^{cal}(s_k)}{R^{test}(s_k) + 1}.$$

The structure of adding one to the denominator is the same as the expression 16.

Theorem 4. Under the Assumption 1, assigning different weights to calibration data and test data according to different scenarios, we can get different weighted selective classification methods, and they can also control the global FSR, for all positive integers K by Algorithm 3.

Therefore, taking different K always controls the global FSR, and the degree of control is the same. Observing the role of K in the $\hat{Q}_w(t)$ formula shows that the larger the value of K , the more times the test data is reused, that is, the higher the weight of the test data. Therefore, this method is suitable for when the reliability of the calibration data is not high, including when the calibration data is simulated data, or there exists noisy data, etc. Then, we can give the test data a higher weight by adjusting the value of K .

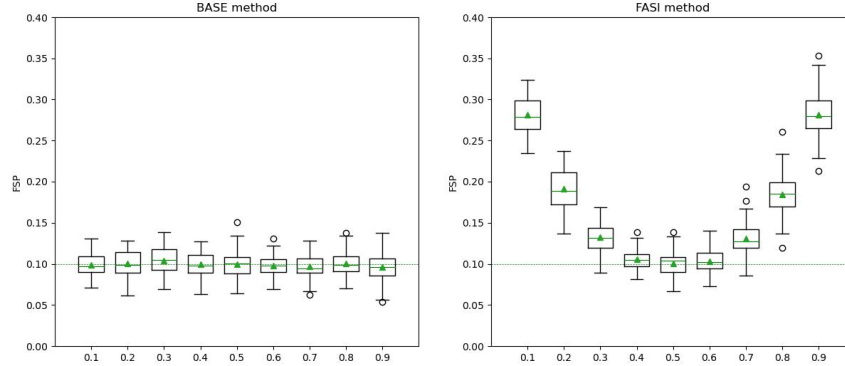


Figure 1. The horizontal axis is π_{cal} , and π_{test} is taken as 0.5. The picture on the left shows the change of FSP with π_{cal} in our base method. The picture on the right shows the change of FSP with π_{cal} in the FASI method.

5. Numerical Simulation

This section presents the results from two simulation scenarios comparing FASI to our algorithm. We illustrate that our algorithm can control FSR more accurately so that the algorithm has greater power. We denote the distribution of S^1 in test data as

$$F(\cdot) = \pi_{test} \cdot F_1^1(x) + (1 - \pi_{test}) \cdot F_2^1(x),$$

and the distribution of calibration data as

$$F(\cdot) = \pi_{cal} \cdot F_1^1(x) + (1 - \pi_{cal}) \cdot F_2^1(x).$$

We simulate 100 data sets and apply our algorithm and FASI with R-values defined in (15) at FSR level 0.1 to the simulated data sets. We take the distribution of F_1^1 and F_2^1 as follows:

$$F_1^1 = \mathcal{N}\left(\frac{3}{8}, \frac{1}{64}\right), \quad F_2^1 = \mathcal{N}\left(\frac{5}{8}, \frac{1}{64}\right).$$

And taken $n^{cal} = 1500$ and $n^{test} = 1000$. When the sample score is less than 0 or greater than 1, we take it as 0 or 1.

Next, we verified through multiple experiments that our base method can control FSR no matter what value π takes and compared it with FASI. Although FASI can control the error rate of each class, the overall error rate will be inflated or conservative. It is difficult for FASI to accurately control global FSR near the predetermined threshold. As shown in fig 1, we fixed π_{test} at 0.5 and took π_{cal} as $\{0.1, 0.2, \dots, 0.8, 0.9\}$ respectively. Through experiments, we found that when the value of π_{cal} gradually moves away from 0.5, the FSP of the FASI algorithm gradually becomes uncontrollable, but the FSP of our algorithm is still stable.

In the second group experiment, we set π_{cal} fixed at 0.5, and π_{test} is set to $\{0.1, 0.2, \dots, 0.8, 0.9\}$ respectively, we will find that the FSP of the base method and the FASI method are still stable near the threshold, and comparing the power of the two algorithms, we will find that the overall result of

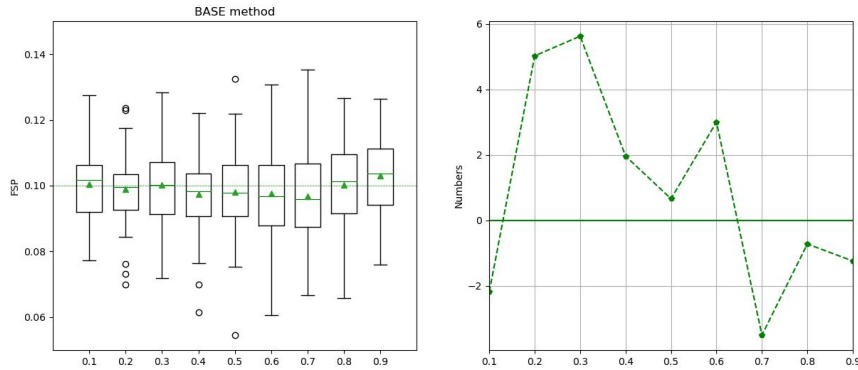


Figure 2. The horizontal axis is π_{test} , and π_{cal} is taken as 0.5. The picture on the left shows the change of FSP with π_{test} in our base method, and the image on the right shows how the number of rejections of the base method minus the number of rejections of the FASI method changes with π_{test} when taking n^{test} as 1000.

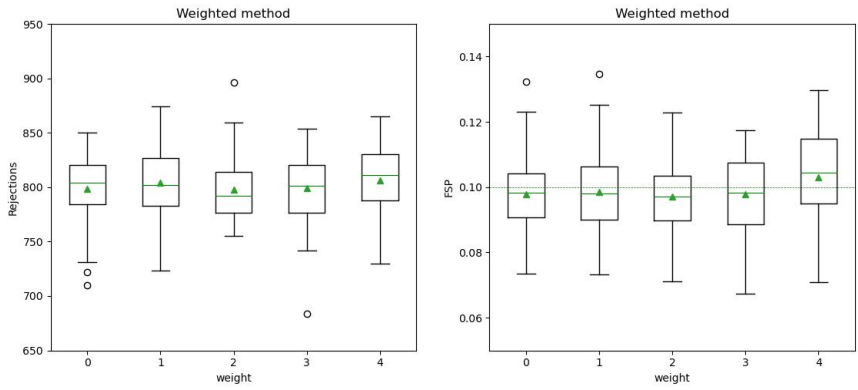


Figure 3. We set the weights to 0, 1, 2, 3, and 4 respectively, and repeated the experiment one hundred times for each group. The picture on the left shows the change in the number of rejections with weight in our base method, and the image on the right shows the change of FSP with weight.

the base method is slightly better than the FASI method, which also verifies the optimality of the score function we proved earlier, as shown in fig 2.

Finally, we set the weight K as $\{0, 1, 2, 3, 4\}$ respectively and repeated the experiment one hundred times for each group. We draw a box plot, and it is verified through the image that the weight method can control FSR, but the weight parameter currently does not show a strong correlation with FSP, as shown in fig 3.

6. Discussions

FSR control has a wide range of applications in various fields of real life. By introducing indecision choices, we effectively reduce the error rate. Essentially, samples that are difficult to classify are handed over to experts for handling. We first introduce the optimality function in the oracle case and provide theoretical proof. We narrow down the search for the optimal solution of this problem to the case where the thresholds for all classes are identical.

In the data-driven procedure, we provide the algorithm with exchangeability between D^{cal} and D^{test} , the algorithm with different π , and the algorithm that allocates more weight to test data. We include proof of theoretical FSR control for all algorithms. Finally, we successfully extended binary classification to multi-classification tasks.

However, when π differs, the proposed algorithm still cannot accurately control the FSR at the threshold but only gives an unstable upper bound. In our subsequent research, we will continue to improve this algorithm by justifying the q-value formula. In the appendix, we proved the optimal decision function in multi-class classification by constructing a mapping, which is only suitable for multi-class classification problems. Therefore, we will continue to investigate these types of issues in future research.

Appendix A: Connection with multi-class classification method

A.1. Multi-class classification

In the case of proving the optimality, we observe that the indecision method and the multi-class classification method mentioned in the previous section are equivalent to the problem of binary classification. By establishing a set of mappings, we can complete the unification of these two methods on the binary classification problem and prove the optimality of the multi-classification task on the binary classification.

We re-elaborate the ideas of the two methods: We have two classes, $\{1, 2\}$. For the indecision-method, we have decision space $\{\{1\}, \{2\}, \{0\}\}$, and

$$\delta_{id}(t) = \arg \max_i S^i \cdot \mathbb{I}(S \geq t).$$

When we do not have enough confidence to judge that x belongs to a certain class, we make a prediction $\hat{Y} = 0$. And for multi-class classification method, the decision space is $\{\{1\}, \{2\}, \{1, 2\}\}$, and the decision rule is

$$\delta_{mc}(t) = \begin{cases} \{1\}, & \text{when } S^1 \geq t. \\ \{2\}, & \text{when } S^2 \geq t. \\ \{1, 2\}, & \text{when } S < t, S^1 + S^2 \geq t. \end{cases}$$

where $S = \max\{S^1, S^2\}$, the prediction $\{1, 2\}$ means that the probability of the real class of sample i in the prediction set is greater than the given threshold. For class c , the recall rate of the multi-class classification method is $\mathbb{P}(c \in \hat{Y} | Y = c)$, and the global recall rate is $\mathbb{P}(Y \in \hat{Y})$. We denote them as r_c and r .

So if we make the following map $F: \delta_{id}(X) \rightarrow \delta_{mc}(X)$,

$$F(\hat{Y}_{id}) = \begin{cases} \{1\}, & \text{when } \hat{Y} = 1. \\ \{2\}, & \text{when } \hat{Y} = 2. \\ \{1, 2\}, & \text{when } \hat{Y} = 0. \end{cases}$$

We build a mapping that connects the indecision method with the multi-class classification method, and F is a bijection.

We prove that if $S(x)$ is the optimal solution of the indecision method, then the decision rule for the multi-class classification method by mapping F from S is also the optimal solution. Assume for the indecision method

$$\text{mFSR} = \mathbb{P}(Y = \hat{Y} | \hat{Y} \neq 0) = \alpha,$$

and the number of test data is n^{test} , and the number of indecisions is n^{id} . So, for the multi-class classification method with bijection F , we have

$$\mathbb{P}(Y \in \hat{Y}) = \frac{(n^{\text{test}} - n^{\text{id}}) \cdot \alpha}{n^{\text{test}}}. \quad (24)$$

From the conclusion of Section 3, we can know that under the decision rule δ_{id} , as the number of indecision increases, mFSR decreases. So, in equation (24), the error rate always varies monotonically with α .

The power function in the first method is

$$EPI = \frac{1}{n^{\text{test}}} \left\{ \sum_{i \in D^{\text{test}}} \mathbb{I}(\hat{Y}_i = 0) \right\}.$$

We want to minimize the EPI under the control of FSR. In the second method, the power function is the average length of the prediction set, so we define

$$\|F(\hat{Y})\|_1 = \frac{\sum_{i \in D^{\text{test}}} |F(\hat{Y}_i)|}{n^{\text{test}}},$$

and we want to minimize it. We can also prove that the power of these two methods is equivalent.

$$\begin{aligned} \min\{\|F(\hat{Y})\|_1\} &= \min\left\{ \frac{\sum_{i \in D^{\text{test}}} |F(\hat{Y}_i)|}{n^{\text{test}}} \right\} \\ &= \min\left\{ \frac{n^{\text{test}} + \sum_{i \in D^{\text{test}}} \mathbb{I}(F(\hat{Y}_i) = \{1, 2\})}{n^{\text{test}}} \right\} \\ &= \min\left\{ 1 + \frac{\sum_{i \in D^{\text{test}}} \mathbb{I}(\hat{Y}_i = 0)}{n^{\text{test}}} \right\} \\ &= \min\left\{ \frac{\sum_{i \in D^{\text{test}}} \mathbb{I}(\hat{Y}_i = 0)}{n^{\text{test}}} \right\} \\ &= \min\{EPI\}. \end{aligned} \quad (25)$$

So, we can get the optimality of the second method on the binary classification problem from the optimality of the first method.

Theorem 5. *In the multi-class classification oracle situation on binary classification problem, for a given threshold β , let D_β denote the collection of selection rules that satisfy $\mathbb{P}(Y \in \hat{Y}) \geq \beta$. Let $\|F(\hat{Y})\|_1^\delta$ denote the value of $\|F(\hat{Y})\|_1$ of an arbitrary decision rule δ . Then the oracle procedure is optimal in the sense that $\|F(\hat{Y})\|_1^{\delta_{\text{mc}}} \leq \|F(\hat{Y})\|_1^\delta$ for any $\delta \in D_\beta$ and finite sample size n^{test} .*

A.2. Optimality theory in selective K-class classification

Assume that we have K classes, and the score function is $S_i^j = P(Y_i = j|x_i)$. We assume that the distribution of S^j is

$$S^j(x) \sim F^j(x) = \pi_1 \cdot F_1^j + \pi_2 \cdot F_2^j + \dots + \pi_K \cdot F_K^j,$$

where π_i is the proportion of class i among all data, F_i^j is the CDF of score function S^j condition on class i . Inspired by simple situations, we will prove that the decision function $S_i = \max\{S^1(x_i), S^2(x_i), \dots, S^K(x_i)\}$ is optimal when the number of classes is K . Define the formula of $Q(t)$ as

$$\begin{aligned} Q(t) &= P(Y \neq \hat{Y} | S(x) \geq t), \\ &= \frac{E(\sum_{j \in D^{test}} ((1 - S_j) \mathbb{I}(S_j \geq t)))}{E(\sum_{j \in D^{test}} \mathbb{I}(S_j \geq t))}. \end{aligned} \quad (26)$$

From Lemma 3.1, the $mFSR(t)$ decreases monotonically with t . The decision rule can be changed to

$$\delta_{OR}^i = \arg \max_j S_i^j \cdot \mathbb{I}\{S_i > Q^{-1}(\alpha)\}.$$

Theorem 6. *Under the assumption of the distribution of S^1, S^2, \dots, S^K , and α have been chosen in advance. Let D_α denote the collection of selection rules that satisfy $mFSR \leq \alpha$. Let ETS_δ denote the ETS of an arbitrary decision rule δ . Then, the oracle procedure is optimal in the sense that $ETS_{\delta_{OR}} \leq ETS_\delta$ for any $\delta \in D_\alpha$.*

A.3. Data-driven procedure in selective K-class classification

We still assume that the groups $\{(X_i, Y_i) : i \in D^{cal} \cup D^{test}\}$ are exchangeable. Our decision rule is

$$\delta^j(t) = \arg \max_i \hat{S}_i^j \cdot \mathbb{I}(\hat{S}_i^j \geq t).$$

And the estimated false discovery proportion(FSP), as a function of t , is given by

$$\hat{Q}(t) = \frac{\frac{1}{n^{cal+1}} \{\sum_{i \in D^{cal}} \mathbb{I}(\hat{S}_i \geq t, \hat{Y}_i \neq Y_i) + 1\}}{\frac{1}{n^{test}} \{\sum_{j \in D^{test}} \mathbb{I}(\hat{S}_j \geq t)\} \vee 1}, \quad (27)$$

where \hat{Y}_i denotes the predicted class of sample i , Y_i denotes the real class of sample i , and

$$\hat{S}_i = \max\{\hat{S}^1(X_i), \hat{S}^2(X_i), \dots, \hat{S}^K(X_i)\},$$

where \hat{S}^j is the score of class j from the black-box model. We choose the smallest t so the estimated FSP is less than α . Define

$$\tau = \hat{Q}^{-1}(\alpha) = \inf\{t : \hat{Q}(t) \leq \alpha\}, \quad (28)$$

and

$$\hat{R}_j = \inf_{t \leq \hat{S}_j} \{\hat{Q}(t)\}, \quad (29)$$

where $\hat{s}_j = \hat{S}(X_j)$. Therefore

$$\mathbb{I}(\hat{R}_j \leq \alpha) \Leftrightarrow \mathbb{I}(\hat{S}_j \leq \tau).$$

So, the decision rule can be written as: for a given α ,

$$\delta^j = \arg \max_i \hat{S}_j^i \cdot \mathbb{I}(\hat{R}_j \leq \alpha).$$

Algorithm 4 FSR control procedure on multi-class classification.

Input: Existing data D and its real class, test data D^{test} .

Output: Classification result of test data.

- 1: Randomly split D into D^{train} and D^{cal} .
- 2: Train a black-box model only on D^{train} to get score function $\{S^1(x), S^2(x), \dots, S^K(x)\}$.
- 3: Predict base scores for all observations in D^{test} and D^{cal} .
- 4: Compute the q-value for all test data using equation (27).
- 5: Compute the R-value for all test data using equation (29).
- 6: Threshold the R-value at a user-specified level α , assigning an observation in D^{test} to class \hat{Y}_i if $\hat{R}_i \leq \alpha$, where

$$\hat{Y}_i = \arg \max_j S_j^i \cdot \mathbb{I}(\hat{R}_i \leq \alpha).$$

- 7: Return an indecision result on all remaining observations where $\hat{R}_i \geq \alpha$.

Theorem 7. We denote W^{test}/W^{cal} as the samples whose not real class corresponds to the maximum in $\{S^1, S^2, \dots, S^K\}$ in the test/calibration data, denote $|W^{test}|/n^{test}$ as p_{test} , $|W^{cal}|/n^{cal}$ as p_{cal} . Define $\gamma = \mathbb{E}(p_{test}/p_{cal})$, then under the exchangeability and the condition there exist $\mathbf{x}_0 = (x_1, \dots, x_K)$ such that the rank of function matrix $F(\mathbf{x}_0)$ is K , the Algorithm 4 with R-value formula (27) can control FSR at α precisely, where

$$F(\mathbf{x}) = \begin{pmatrix} F_1^1(\mathbf{x}(1)) & F_2^1(\mathbf{x}(2)) & \dots & F_K^1(\mathbf{x}(K)) \\ F_1^2(\mathbf{x}(1)) & F_2^2(\mathbf{x}(2)) & \dots & F_K^2(\mathbf{x}(K)) \\ \dots & \dots & \dots & \dots \\ F_1^K(\mathbf{x}(1)) & F_2^K(\mathbf{x}(2)) & \dots & F_K^K(\mathbf{x}(K)) \end{pmatrix}.$$

Appendix B: Proofs

Proof of Lemma 3.1. we denote $\frac{p(x)}{\int_t^1 p(x)dx}$ as $P(x, t)$, therefore $h(t) = \int_t^1 P(x, t)dx = 1$, $h(t)' = 0$, so

$$h(t)' = \int_t^1 \frac{dP(x, t)}{dt} dx - P(t, t) = 0.$$

And $g(t) = \int_t^1 P(x,t)f(x)dx$,

$$\begin{aligned} g(t)' &= \int_t^1 \frac{dP(x,t)}{dt} \cdot f(x)dx - P(t,t)f(t) \\ &= \int_t^1 \frac{dP(x,t)}{dt} \cdot f(x)dx - \int_t^1 \frac{dP(x,t)}{dt} \cdot f(t)dx \\ &= \int_t^1 \frac{dP(x,t)}{dt} \cdot (f(x) - f(t))dx. \end{aligned}$$

Because $f(x)$ is monotonically decreasing, $f(x) - f(t) \leq 0$ always holds. And

$$\frac{dP(x,t)}{dt} = -\frac{p(x)}{\{\int_t^1 p(x)dx\}^2} \cdot [-p(t)] = \frac{p(x)p(t)}{\{\int_t^1 p(x)dx\}^2} \geq 0. \quad (30)$$

In summary, $g(t)' \leq 0$ is always established, so $g(t)$ is monotonically decreasing. With Assumption 1 holds, there is

$$\begin{aligned} Q(t) &= \frac{\mathbb{E}\{\sum_{j \in D^{test}} ((1 - S_j)\mathbb{I}(S_j \geq t))\}}{\mathbb{E}(\sum_{j \in D^{test}} \mathbb{I}(S_j \geq t))} = \frac{\sum_{j \in D^{test}} \int_t^1 (1-x)p_j(x)dx}{\sum_{j \in D^{test}} \int_t^1 p_j(x)dx} \\ &= \frac{\int_t^1 (1-x) \sum_{j \in D^{test}} p_j(x)dx}{\int_t^1 \sum_{j \in D^{test}} p_j(x)dx}, \end{aligned} \quad (31)$$

where $p_j(x)$ is the PDF of $S(x_j)$, satisfy the condition of Lemma 3.1, so $Q(t)$ decreases monotonically.

Remark. The proof of Lemma 3.1 is from the perspective of function analysis, and it is noted that the proof process requires $p(x)$ to have continuity. But in fact, the density function of discrete random variables can only have countable first-type discontinuities, so the proof should also be true for discrete random variables. □

Proof of Theorem 1. According to the definition, there is obviously $P(Y \neq \hat{Y}|S \geq t) = P(Y \neq Y'|S \geq t)$. where

$$\hat{Y}_j = \arg \max_i S_j^i \cdot \mathbb{I}(S_j \geq t), \quad Y'_j = \arg \max_i S_j^i.$$

So

$$\begin{aligned} \text{mFSR}(t) &= P(Y \neq \hat{Y}|S \geq t) = P(Y \neq Y'|S \geq t) \\ &= \frac{P(Y \neq Y', S \geq t)}{P(S \geq t)} \\ &= \frac{\mathbb{E}\{\sum_{i \in D^{test}} \mathbb{I}(Y_i \neq Y'_i, S_i \geq t)\}}{\mathbb{E}\{\sum_{i \in D^{test}} \mathbb{I}(S_i \geq t)\}} \end{aligned}$$

$$\begin{aligned}
&= \frac{\mathbb{E}\{\sum_{i \in D^{test}} \mathbb{I}(Y_i \neq Y'_i) \cdot \mathbb{I}(S_i \geq t)\}}{\mathbb{E}\{\sum_{i \in D^{test}} \mathbb{I}(S_i \geq t)\}} \\
&= \frac{\mathbb{E}_X\{\sum_{i \in D^{test}} \mathbb{E}_Y\{\mathbb{I}(Y_i \neq Y'_i) \cdot \mathbb{I}(S_i \geq t) | x_i\}\}}{\mathbb{E}\{\sum_{i \in D^{test}} \mathbb{I}(S_i \geq t)\}} \\
&= \frac{\mathbb{E}_X\{\sum_{i \in D^{test}} \mathbb{E}_Y\{\mathbb{I}(Y_i \neq Y'_i) | x_i\} \cdot \mathbb{I}(S_i \geq t)\}}{\mathbb{E}\{\sum_{i \in D^{test}} \mathbb{I}(S_i \geq t)\}} \\
&= \frac{\mathbb{E}\{\sum_{i \in D^{test}} (1 - S_i) \cdot \mathbb{I}(S_i \geq t)\}}{\mathbb{E}\{\sum_{i \in D^{test}} \mathbb{I}(S_i \geq t)\}}.
\end{aligned}$$

From the formula above, we have:

$$\alpha \cdot \mathbb{E}\left\{\sum_{i \in D^{test}} \mathbb{I}(S_i \geq t)\right\} = \mathbb{E}\left\{\sum_{i \in D^{test}} (1 - S_i) \cdot \mathbb{I}(S_i \geq t)\right\}.$$

Under the definition of δ and $S_i = \max\{S_i^1, S_i^2\}$

$$\mathbb{E}\left\{\sum_{i \in D^{test}} (1 - S_i - \alpha) \cdot \mathbb{I}(S_i \geq t)\right\} = 0, \quad (32)$$

$$\mathbb{E}\left\{\sum_{i \in D^{test}} (1 - S_i^1 - \alpha) \cdot \mathbb{I}(\delta^i = 1) + (1 - S_i^2 - \alpha) \cdot \mathbb{I}(\delta^i = 2)\right\} = 0,$$

and by the equation $S^1 + S^2 = 1$,

$$\mathbb{E}\left\{\sum_{i \in D^{test}} (S_i^2 - \alpha) \mathbb{I}(\delta_{OR}^i = 1) + (S_i^1 - \alpha) \mathbb{I}(\delta_{OR}^i = 2)\right\} = 0. \quad (33)$$

Let $\delta \in \{0, 1, 2\}^m$ be a general selection rule in D_α . Then the mFSR constraints for δ imply that

$$\mathbb{E}\left\{\sum_{i \in D^{test}} (S_i^2 - \alpha) \mathbb{I}(\delta^i = 1) + (S_i^1 - \alpha) \mathbb{I}(\delta^i = 2)\right\} \leq 0. \quad (34)$$

The ETS of $\delta = \{\delta_i : n + 1 \leq i \leq n + m\}$ is given by

$$\text{ETS} = \mathbb{E}\left\{\sum_{i \in D^{test}} S_i^1 \mathbb{I}(\delta^i = 1) + S_i^2 \mathbb{I}(\delta^i = 2)\right\}. \quad (35)$$

According to equations (33) and (34), we have :

$$\mathbb{E}\left\{\sum_{i \in D^{test}} (S_i^2 - \alpha) \{\mathbb{I}(\delta_{OR}^i = 1) - \mathbb{I}(\delta^i = 1)\} + (S_i^1 - \alpha) \{\mathbb{I}(\delta_{OR}^i = 2) - \mathbb{I}(\delta^i = 2)\}\right\} \geq 0. \quad (36)$$

Let $\lambda = (1 - Q^{-1}(\alpha) - \alpha) / Q^{-1}(\alpha)$. From equation (32), we have $t \leq 1 - \alpha$, then $Q^{-1}(\alpha) \leq 1 - \alpha$, $\lambda \geq 0$. So the oracle rule can be written as

$$\delta_{OR}^i = 1 \cdot \mathbb{I} \left\{ \frac{S_i^2 - \alpha}{S_i^1} < \lambda \right\} + 2 \cdot \mathbb{I} \left\{ \frac{S_i^1 - \alpha}{S_i^2} < \lambda \right\},$$

due to the monotonicity of the function

$$f(x) = \frac{x - \alpha}{1 - x}.$$

Using the expression and techniques similar to the Neyman-Pearson Lemma, when $\mathbb{I}(\delta_{OR}^i) = 1$, then $S_i^2 - \alpha - \lambda S_i^1 < 0$ and $\mathbb{I}(\delta_{OR}^i) - \mathbb{I}(\delta^i) \geq 0$, and vice versa. So we claim that the following result holds:

$$\{\mathbb{I}(\delta_{OR}^i = 1) - \mathbb{I}(\delta^i = 1)\} \cdot (S_i^2 - \alpha - \lambda S_i^1) \leq 0,$$

and

$$\{\mathbb{I}(\delta_{OR}^i = 2) - \mathbb{I}(\delta^i = 2)\} \cdot (S_i^1 - \alpha - \lambda S_i^2) \leq 0.$$

It follows that:

$$\mathbb{E} \left\{ \sum_{i \in D^{test}} [\{\mathbb{I}(\delta_{OR}^i = 1) - \mathbb{I}(\delta^i = 1)\} (S_i^2 - \alpha - \lambda S_i^1) + \{\mathbb{I}(\delta_{OR}^i = 2) - \mathbb{I}(\delta^i = 2)\} (S_i^1 - \alpha - \lambda S_i^2)] \right\} \leq 0. \quad (37)$$

According to equation (36) and (37), we have

$$\begin{aligned} & \lambda_{OR} (\text{ETS}_{\delta_{OR}} - \text{ETS}_{\delta}) \\ &= \lambda_{OR} \sum_{i \in D^{test}} \{\mathbb{I}(\delta_{OR}^i = 1) - \mathbb{I}(\delta^i = 1)\} S_i^1 + \{\mathbb{I}(\delta_{OR}^i = 2) - \mathbb{I}(\delta^i = 2)\} S_i^2 \geq 0. \end{aligned} \quad (38)$$

The proof is complete. \square

Proof of Theorem 2. Let

$$V^{test}(t) = \sum_{j \in D^{test}} \mathbb{I}(\hat{S}_j \geq t, Y_j \neq \hat{Y}_j), \quad R^{test}(t) = \sum_{j \in D^{test}} \mathbb{I}(\hat{S}_j \geq t),$$

and corresponding quantities in D^{cal}

$$V^{cal}(t) = \sum_{j \in D^{cal}} \mathbb{I}(\hat{S}_j \geq t, Y_j \neq \hat{Y}_j), \quad R^{cal}(t) = \sum_{j \in D^{cal}} \mathbb{I}(\hat{S}_j \geq t).$$

The FSP of the proposed algorithm is given by

$$\text{FSP}(\tau) = \frac{V^{test}(\tau)}{R^{test}(\tau) \vee 1}.$$

We expand the expression above

$$\begin{aligned}
\text{FSP}(\tau) &= \frac{V^{test}(\tau)}{V^{cal}(\tau) + 1} \cdot \frac{V^{cal}(\tau) + 1}{R^{test}(\tau) \sqrt{1}} \\
&= \hat{Q}(\tau) \cdot \frac{n^{cal} + 1}{n^{test}} \cdot \frac{V^{test}(\tau)}{V^{cal}(\tau) + 1} \\
&\leq \alpha \cdot \frac{n^{cal} + 1}{n^{test}} \cdot \frac{V^{test}(\tau)}{V^{cal}(\tau) + 1}.
\end{aligned} \tag{39}$$

A key step to establish the FSR control, i.e. $\mathbb{E}\{\text{FSP}(\tau)\} \leq \alpha$, is to show that the ratio

$$\frac{V^{test}(t)}{V^{cal}(t) + 1}, \tag{40}$$

is a backward martingale. In our proof, we force the following discrete-time filtration that describes the misclassification process:

$$F_k = \{\Delta(V^{test}(s_k), V^{cal}(s_k))\}_{t_l \leq s_k \leq t},$$

where s_k corresponds to the threshold(time) when exactly k subjects, combining the subjects in both D^{cal} and D^{test} , are mistakenly classified, whose real class corresponds to a lower score in $\{S^1, S^2\}$. So $V^{test}(t_l)$ is W^{test} , and $V^{cal}(t_l)$ is W^{cal} . Note that at time s_k , only one of the two following events is possible.

$$\begin{aligned}
A_1 &= \mathbb{I}\{V^{test}(s_{k-1}) = V^{test}(s_k), \text{ and } V^{cal}(s_{k-1}) = V^{cal}(s_k) - 1\}, \\
A_2 &= \mathbb{I}\{V^{test}(s_{k-1}) = V^{test}(s_k) - 1, \text{ and } V^{cal}(s_{k-1}) = V^{cal}(s_k)\}.
\end{aligned} \tag{41}$$

According to Assumption 1, which claims that test data and calibration data are exchangeable, and the fact that FASI uses the same fitted model to compute the scores, we have

$$\mathbb{P}(A_1|F_k) = \frac{V^{cal}(s_k)}{V^{test}(s_k) + V^{cal}(s_k)}; \quad \mathbb{P}(A_2|F_k) = \frac{V^{test}(s_k)}{V^{test}(s_k) + V^{cal}(s_k)},$$

and note that:

$$\begin{aligned}
&\mathbb{E}\left\{\frac{V^{test}(s_{k-1})}{V^{cal}(s_{k-1}) + 1} \middle| F_k\right\} \\
&= \frac{V^{test}(s_k)}{V^{cal}(s_k)} \cdot \frac{V^{cal}(s_k)}{V^{test}(s_k) + V^{cal}(s_k)} + \frac{V^{test}(s_k) - 1}{V^{cal}(s_k) + 1} \cdot \frac{V^{test}(s_k)}{V^{test}(s_k) + V^{cal}(s_k)} \\
&= \frac{V^{test}(s_k)}{V^{cal}(s_k) + 1}.
\end{aligned} \tag{42}$$

Therefore, the expression (40) is a martingale. The threshold τ defined by expression (6) is a stopping time with respect to the filtration F_k since $\{\tau \leq s_k\} \in F_k$. In other words, whether the k th misclassification occurs completely depends on the information prior to time s_k (including s_k). And we make the following statement.

- When t_l is used, all subjects are classified under the rule $\delta = \arg \max_i S^i$.

- The sizes of the testing and calibration sets are random. The expectation is taken in steps, first conditional on fixed sample sizes and then taken over all possible sample sizes.

From the definition of p_{test} , we know:

$$\mathbb{E}(p_{test}) = \mathbb{E}(|W^{test}|/n^{test}) = \mathbb{E}\left\{\frac{\sum_{i=1}^{n^{test}} \{\mathbb{I}(S^1(x_i) \geq S^2(x_i), c=2) + \mathbb{I}(S^1(x_i) < S^2(x_i), c=1)\}}{n^{test}}\right\}. \quad (43)$$

In summary:

$$\begin{aligned} \text{FSR} &= \mathbb{E}\{\text{FSP}(\tau)\} \\ &\leq \alpha \cdot \mathbb{E}\left[\frac{n^{cal} + 1}{n^{test}} \cdot \mathbb{E}\left\{\frac{V^{test}(\tau)}{V^{cal}(\tau) + 1} \mid D^{cal}, D^{test}\right\}\right] \\ &= \alpha \cdot \mathbb{E}\left[\frac{n^{cal} + 1}{n^{test}} \cdot \mathbb{E}\left\{\frac{V^{test}(t_l)}{V^{cal}(t_l) + 1} \mid D^{cal}, D^{test}\right\}\right] \\ &= \alpha \cdot \mathbb{E}\left[\frac{n^{cal} + 1}{n^{test}} \cdot \frac{|W^{test}|}{|W^{cal}| + 1}\right] \\ &= \alpha \cdot \mathbb{E}\left[\frac{n^{cal} + 1}{|W^{cal}| + 1}\right] \cdot \mathbb{E}\left[\frac{|W^{test}|}{n^{test}}\right] \\ &\leq \alpha \cdot \mathbb{E}\left\{\frac{p_{test}}{p_{cal}}\right\} := \gamma\alpha. \end{aligned} \quad (44)$$

Here, we control the FSR at $\alpha \cdot \mathbb{E}\{p_{test}/p_{cal}\}$. From equation (9) and the data are exchangeable, treating n^{test} as a fixed constant, and according to the law of large numbers, the estimation of p_{test} converges to the following formula with probability 1.

$$\begin{aligned} \mathbb{E}(p_{test}) &= \mathbb{P}(S^1(x_i) \geq 0.5, c=2) + \mathbb{P}(S^1(x_i) < 0.5, c=1) \\ &= (1 - \pi_{test}) \cdot (1 - F_2^1(0.5)) + \pi_{test} \cdot F_1^1(0.5). \end{aligned} \quad (45)$$

So as the p_{cal} . Notice that when test data and calibration data are exchangeable, the distribution of test data and calibration are the same. From the condition there exist x_0, x_1 , s.t. $F_1^1(x_0) \neq F_1^2(x_0)$, $F_1^1(x_1) \neq F_2^1(x_1)$, we can conclude that $\pi_{test} = \pi_{cal}$, so $p_{cal} = p_{test}$, $\gamma = 1$. The proof is complete. \square

Proof of Lemma 4.1. Notice that

$$\mathbb{E}(p^{test}) = 1 - F_2^1(0.5) + \pi_{test} \cdot (F_2^1(0.5) - 1 + F_1^1(0.5)),$$

and Storey's estimator result in $\hat{\pi}_{test}(\lambda) \geq \pi_{test}$ for any λ . From the definition of $\hat{\pi}$, when

$$F_2^1(0.5) + F_1^1(0.5) - 1 \geq 0,$$

$\hat{\pi}(\lambda) \geq \pi$ and when

$$F_2^1(0.5) + F_1^1(0.5) - 1 < 0,$$

$\hat{\pi}(\lambda) \leq \pi$ for any λ . With Assumption 1 hold,

$$\mathbb{E}\{\hat{p}_{test}\} = \mathbb{E}\{1 - \hat{F}_2^1(0.5) + \hat{\pi}_{test} \cdot (F_2^1(0.5) - 1 + F_1^1(0.5))\}$$

$$\begin{aligned}
&= \mathbb{E}_{D^{test}} \{ \mathbb{E}_{D^{cal}} \{ 1 - \hat{F}_2^1(0.5) + \hat{\pi}_{test} \cdot (\hat{F}_2^1(0.5) - 1 + \hat{F}_1^1(0.5)) \} \} \\
&= \mathbb{E}_{D^{test}} \{ 1 - F_2^1(0.5) + \hat{\pi}_{test} \cdot (F_2^1(0.5) - 1 + F_1^1(0.5)) \} \\
&= 1 - F_2^1(0.5) + \mathbb{E}_{D^{test}} \{ \hat{\pi}_{test} \} \cdot (F_2^1(0.5) - 1 + F_1^1(0.5)) \\
&\geq 1 - F_2^1(0.5) + \pi_{test} \cdot (F_2^1(0.5) - 1 + F_1^1(0.5)) \\
&= \mathbb{E}(p_{test}).
\end{aligned}$$

□

Proof of Lemma 4.2. The first conclusion is from article [Williams D. \(2001\)](#), and we will prove the second conclusion. From exchangeability, $\mathbb{E}[X|\mathcal{G}]$, where its s_k is independent of X is equal to $\mathbb{E}[X|\mathcal{G}]$, where its s_n is independent of X .

$$\begin{aligned}
\mathbb{E}[X|\mathcal{G}] &= \mathbb{E}[X|\sigma(s_k, s_{k+1}, \dots, s_n)] \\
&= \mathbb{E}[X|\sigma(s_k, s_{k+1}, \dots, s_{n-1}), s_{n-1} \leq s_n] \\
&= \mathbb{E}[X|\sigma(s_k, s_{k+1}, \dots, s_{n-1})] \\
&= \mathbb{E}(X|\mathcal{H}).
\end{aligned} \tag{46}$$

□

Proof of Lemma 4.3.

$$\begin{aligned}
&|\mathbb{E}\{X_n \cdot Y_n | \sigma(s_j)_{j \leq n-1}\} - X_{n-1} \cdot Y_{n-1}| \\
&= |\mathbb{E}\{X_n \cdot Y_n - X_{n-1} \cdot Y_{n-1} | \sigma(s_j)_{j \leq n-1}\}| \\
&= |\mathbb{E}\{(X_n - X_{n-1}) \cdot Y_n + X_{n-1} \cdot (Y_n - Y_{n-1}) | \sigma(s_j)_{j \leq n-1}\}| \\
&\leq |\mathbb{E}\{(X_n - X_{n-1}) \cdot Y_n | \sigma(s_j)_{j \leq n-1}\}| + |\mathbb{E}\{X_{n-1} \cdot (Y_n - Y_{n-1}) | \sigma(s_j)_{j \leq n-1}\}| \\
&\leq M \cdot |\mathbb{E}\{X_n - X_{n-1} | \sigma(s_j)_{j \leq n-1}\}| + M \cdot |\mathbb{E}\{Y_n - Y_{n-1} | \sigma(s_j)_{j \leq n-1}\}| \\
&= 0.
\end{aligned} \tag{47}$$

Therefore $(X_n \cdot Y_n, \sigma(s_j)_{j \leq n}, n \geq 0)$ is also a martingale.

□

Proof of Lemma 4.4. For process

$$\frac{V_1^{test}(\tilde{\tau})}{V_1^{cal}(\tilde{\tau}) + 1}, \tag{48}$$

only one of the two following events are possible

$$\begin{aligned}
A_1 &= \mathbb{I}\{V_1^{test}(r_{k-1}^1) = V_1^{test}(r_k^1) - 1, \text{ and } V_1^{cal}(r_{k-1}^1) = V_1^{cal}(r_k^1)\}, \\
A_2 &= \mathbb{I}\{V_1^{test}(r_{k-1}^1) = V_1^{test}(r_k^1), \text{ and } V_1^{cal}(r_{k-1}^1) = V_1^{cal}(r_k^1) - 1\},
\end{aligned} \tag{49}$$

where r_k^1 corresponds to the threshold (time) when exactly k subjects in D^{test} and D^{cal} belong to class 1 but are misclassified to class 2. From the Assumption 2, we have

$$\mathbb{P}(A_1|F_k) = \frac{V_1^{test}(r_k^1)}{V_1^{test}(r_k^1) + V_1^{cal}(r_k^1)}; \mathbb{P}(A_2|F_k) = \frac{V_1^{cal}(r_k^1)}{V_1^{test}(r_k^1) + V_1^{cal}(r_k^1)}.$$

So

$$\begin{aligned} & \mathbb{E}\left\{\frac{V_1^{test}(r_{k-1}^1)}{V_1^{cal}(r_{k-1}^1) + 1} | F_k\right\} \\ &= \frac{V_1^{test}(r_k^1) - 1}{V_1^{cal}(r_k^1) + 1} \cdot \frac{V_1^{test}(r_k^1)}{V_1^{test}(r_k^1) + V_1^{cal}(r_k^1)} + \frac{V_1^{test}(r_k^1)}{V_1^{cal}(r_k^1)} \cdot \frac{V_1^{cal}(r_k^1)}{V_1^{test}(r_k^1) + V_1^{cal}(r_k^1)} \\ &= \frac{V_1^{test}(r_k^1)}{V_1^{cal}(r_k^1) + 1}. \end{aligned} \quad (50)$$

Therefore, process (48) is a martingale. And process

$$\frac{V_2^{test}(\tilde{\tau})}{V_2^{cal}(\tilde{\tau}) + 1} \quad (51)$$

is also a martingale, and the proof is similar to the above.

- The filtration of martingale (48) is $F_k^1 = \{\sigma(s_j)_{k \leq j \leq n}\}$ where s_k corresponds to the threshold (time) when exactly k subjects, combining the subjects in D^{test} and D^{cal} , belong to class 2 but are misclassified to class 1.
- The filtration of martingale (51) is $F_k^2 = \{\sigma(s_j)_{k \leq j \leq n}\}$ where s_k corresponds to the threshold (time) when exactly k subjects, combining the subjects in $D^{test} \cup D^{cal}$, which belong to class 1 but are misclassified to class 2.

By Lemma 4.2, Lemma 4.3, and the dependence between class 1 and class 2, the proof is completed. \square

Proof of Theorem 3. The binary classification FSR can be work out:

$$\begin{aligned} \text{FSR} &= \mathbb{E}(\text{FSP}) \\ &= \mathbb{E}\left\{\tilde{Q}(\tilde{\tau}) \cdot \frac{n^{cal} + 1}{n^{test}} \cdot \frac{V^{test}(\tilde{\tau})}{V^{cal}(\tilde{\tau}) + 1}\right\} \\ &\leq \alpha \cdot \mathbb{E}\left\{\frac{n^{cal} + 1}{n^{test}} \cdot \frac{\hat{p}_{cal}}{\hat{p}_{test}} \cdot \frac{V^{test}(\tilde{\tau})}{V^{cal}(\tilde{\tau}) + 1}\right\} \\ &\leq \alpha \cdot \mathbb{E}\left\{\frac{n^{cal} + 1}{n^{test}} \cdot \frac{\hat{p}_{cal}}{\hat{p}_{test}} \cdot \left(\frac{V_1^{test}(\tilde{\tau})}{V_1^{cal}(\tilde{\tau}) + 1} + \frac{V_2^{test}(\tilde{\tau})}{V_2^{cal}(\tilde{\tau}) + 1}\right)\right\} \\ &= \alpha \cdot \mathbb{E}\left\{\frac{n^{cal} + 1}{n^{test}} \cdot \frac{\hat{p}_{cal}}{\hat{p}_{test}} \cdot \mathbb{E}\left\{\frac{V_1^{test}(t_l)}{V_1^{cal}(t_l) + 1} + \frac{V_2^{test}(t_l)}{V_2^{cal}(t_l) + 1} | D^{cal}, D^{test}\right\}\right\} \end{aligned}$$

$$\begin{aligned}
&= \alpha \cdot \mathbb{E} \left\{ \frac{n^{cal} + 1}{n^{test}} \cdot \frac{\hat{p}_{cal}}{\hat{p}_{test}} \cdot \left(\frac{W_1^{test}}{W_1^{cal} + 1} + \frac{W_2^{test}}{W_2^{cal} + 1} \right) \right\} \\
&\leq \alpha \cdot \mathbb{E} \left\{ \frac{\hat{p}_{cal}}{\hat{p}_{test}} \cdot \left(\frac{W_1^{test}}{n^{test}} \left/ \frac{W_1^{cal}}{n^{cal}} \right. \right) + \frac{\hat{p}_{cal}}{\hat{p}_{test}} \cdot \left(\frac{W_2^{test}}{n^{test}} \left/ \frac{W_2^{cal}}{n^{cal}} \right. \right) \right\} \\
&\leq \alpha \cdot \frac{\mathbb{E}(p_{cal})}{\mathbb{E}(p_{test})} \cdot \left(\frac{\pi_{test}}{\pi_{cal}} + \frac{1 - \pi_{test}}{1 - \pi_{cal}} \right),
\end{aligned}$$

where W_i^{test} is the number of samples classified to class 1 with no indecision choices.

Remark. When π is extremely large or small, this inequality gives a large upper bound. So, we reconsider the exchangeability within each class and give a new q-value formula:

$$\hat{Q}_1(t) = \frac{\frac{1}{n^{cal}+1} \{\sum_{i \in D^{cal}} \mathbb{I}(Y_i = 2, \hat{Y}_i = 1) + 1\}}{\frac{1}{n^{test}} \{\sum_{n+j \in D^{test}} \mathbb{I}(\hat{Y}_i = 1)\} \vee 1}, \quad (52)$$

$$\hat{Q}_2(t) = \frac{\frac{1}{n^{cal}+1} \{\sum_{i \in D^{cal}} \mathbb{I}(Y_i = 1, \hat{Y}_i = 2) + 1\}}{\frac{1}{n^{test}} \{\sum_{n+j \in D^{test}} \mathbb{I}(\hat{Y}_i = 2)\} \vee 1}, \quad (53)$$

where \hat{Y}_i denotes the predicted class of sample i , Y_i denotes the real class of sample i . The decision rule is just like FASI

$$\delta^j(t_1, t_2) = 1 \cdot \mathbb{I}(\hat{S}_j^1 \geq t_1) + 2 \cdot \mathbb{I}(\hat{S}_j^2 \geq t_2).$$

We choose the smallest t so the estimated FSP is less than α . Define

$$\tau_i = \hat{Q}_i^{-1}(\alpha) = \inf\{t : \hat{Q}_i(t) \leq \alpha_i\}, \quad (54)$$

where $\alpha_1 = \alpha \cdot \pi_{cal}$ and $\alpha_2 = \alpha \cdot (1 - \pi_{cal})$. So, equivalently, we can change the q-value formula to

$$\begin{aligned}
\tilde{Q}_1(t) &= \frac{\frac{1}{n^{cal}+1} \{\sum_{i \in D^{cal}} \mathbb{I}(Y_i = 2, \hat{Y}_i = 1) + 1\}}{\{\frac{1}{n^{test}} (\sum_{n+j \in D^{test}} \mathbb{I}(\hat{Y}_i = 1)) \vee 1\} \cdot \hat{\pi}_1^{cal}} \\
&= \frac{\{\sum_{i \in D^{cal}} \mathbb{I}(Y_i = 2, \hat{Y}_i = 1) + 1\}}{\{\frac{1}{n^{test}} (\sum_{n+j \in D^{test}} \mathbb{I}(\hat{Y}_i = 1)) \vee 1\} \cdot (\sum_{i \in D^{cal}} \mathbb{I}(Y_i = 1))},
\end{aligned} \quad (55)$$

where $\hat{\pi}_i^{cal}$ is the proportion of class i in test data. Define

$$\hat{R}_{n+j}^i = \inf_{t \leq \hat{s}^i} \{\hat{Q}_i(t)\} \quad \text{and} \quad \tilde{R}_{n+j}^i = \inf_{t \leq \hat{s}^i} \{\tilde{Q}_i(t)\}, \quad (56)$$

where $\hat{s}^i = \hat{S}^i(X_{n+j})$, $i = 1, 2$. Therefore

$$\mathbb{I}(\tilde{R}_{n+j}^i \leq \alpha) \Leftrightarrow \mathbb{I}(\hat{R}_{n+j}^i \leq \alpha_i) \Leftrightarrow \mathbb{I}(\hat{S}_{n+j}^i \leq \tau_i).$$

The FSR can be work out:

$$\text{FSR} = \mathbb{E}(\text{FSP})$$

$$\begin{aligned}
&= \mathbb{E} \left\{ \frac{V^{test}(\tau)}{R^{test}(\tau)} \right\} \\
&= \mathbb{E} \left\{ \frac{V_1^{test}(\tau)}{R^{test}(\tau)} + \frac{V_2^{test}(\tau)}{R^{test}(\tau)} \right\} \\
&= \mathbb{E} \left\{ \frac{V_1^{cal}(\tau) + 1}{R^{test}(\tau)} \cdot \frac{V_1^{test}(\tau)}{V_1^{cal}(\tau) + 1} + \frac{V_2^{cal}(\tau) + 1}{R^{test}(\tau)} \cdot \frac{V_2^{test}(\tau)}{V_2^{cal}(\tau) + 1} \right\} \\
&= \mathbb{E} \left\{ \frac{V_1^{cal}(\tau) + 1}{R^{test}(\tau)} \cdot \frac{V_1^{test}(t_l)}{V_1^{cal}(t_l) + 1} + \frac{V_2^{cal}(\tau) + 1}{R^{test}(\tau)} \cdot \frac{V_2^{test}(t_l)}{V_2^{cal}(t_l) + 1} \right\} \\
&\leq \mathbb{E} \left\{ \alpha_1 \cdot \frac{n^{cal} + 1}{n^{test}} \cdot \frac{V_1^{test}(t_l)}{V_1^{cal}(t_l) + 1} + \alpha_2 \cdot \frac{n^{cal} + 1}{n^{test}} \cdot \frac{V_2^{test}(t_l)}{V_2^{cal}(t_l) + 1} \right\} \\
&\leq \alpha_1 \cdot \frac{\mathbb{P}_{test}(\hat{Y} = 1, Y = 2)}{\mathbb{P}_{cal}(\hat{Y} = 1, Y = 2)} + \alpha_2 \cdot \frac{\mathbb{P}_{test}(\hat{Y} = 2, Y = 1)}{\mathbb{P}_{cal}(\hat{Y} = 2, Y = 1)} \\
&= \alpha_1 \cdot \frac{\mathbb{P}_{test}(\hat{Y} = 1|Y = 2) \cdot \mathbb{P}_{test}(Y = 2)}{\mathbb{P}_{cal}(\hat{Y} = 1|Y = 2) \cdot \mathbb{P}_{test}(Y = 2)} + \alpha_2 \cdot \frac{\mathbb{P}_{test}(\hat{Y} = 2|Y = 1) \cdot \mathbb{P}_{test}(Y = 1)}{\mathbb{P}_{cal}(\hat{Y} = 2|Y = 1) \cdot \mathbb{P}_{test}(Y = 1)} \\
&= \alpha_1 \cdot \frac{1 - \pi_{test}}{1 - \pi_{cal}} + \alpha_2 \cdot \frac{\pi_{test}}{\pi_{cal}} \\
&= \pi_{test} \cdot \alpha + (1 - \pi_{test}) \cdot \alpha = \alpha
\end{aligned}$$

However, setting different thresholds for different classes goes against our original intention, so here, we only give a way to control FSR for different π without going too deep. This method is essentially conservative, and from the previous proof of the oracle situation, we know this data-driven procedure is not optimal. In the following research work, we will continue to improve our q-value method to maximize power as much as possible. □

Proof of Corollary 4.1. In our proof, note that at time s_k , only one of the two following events is possible:

$$\begin{aligned}
A_1 &= \mathbb{I}\{R^{test}(s_{k-1}) = R^{test}(s_k), \text{ and } R^{cal}(s_{k-1}) = R^{cal}(s_k) - 1\}, \\
A_2 &= \mathbb{I}\{R^{test}(s_{k-1}) = R^{test}(s_k) - 1, \text{ and } R^{cal}(s_{k-1}) = R^{cal}(s_k)\}.
\end{aligned} \tag{57}$$

According to the assumption claims that test data and calibration data are exchangeable and the fact that FASI uses the same fitted model to compute the scores, we have

$$\mathbb{P}(A_1|F_k) = \frac{R^{cal}(s_k)}{R^{test}(s_k) + R^{cal}(s_k)}; \quad \mathbb{P}(A_2|F_k) = \frac{R^{test}(s_k)}{R^{test}(s_k) + R^{cal}(s_k)},$$

and note that:

$$\mathbb{E} \left\{ \frac{R^{cal}(s_{k-1}) + K \cdot R^{test}(s_{k-1}) + K}{R^{test}(s_{k-1}) + 1} \middle| F_k \right\}$$

$$\begin{aligned}
&= \frac{R^{cal}(s_k) + K \cdot R^{test}(s_k) + K - 1}{R^{test}(s_k) + 1} \cdot \frac{R^{cal}(s_k)}{R^{test}(s_k) + R^{cal}(s_k)} + \frac{R^{cal}(s_k) + K \cdot R^{test}(s_k)}{R^{test}(s_k)} \\
&\quad \cdot \frac{R^{test}(s_k)}{R^{test}(s_k) + R^{cal}(s_k)} \\
&= \frac{R^{cal}(s_k) + K \cdot R^{test}(s_k) + K}{R^{test}(s_k) + 1}.
\end{aligned}$$

Therefore, expression 3.9 is a martingale. \square

Proof of Theorem 4. From the definition of $Q(t)$ above, we can know that

$$\begin{aligned}
\text{FSP}(\tau) &= \frac{V^{test}(\tau)}{V^{cal}(\tau) + 1} \cdot \frac{V^{cal}(\tau) + 1}{R^{cal}(\tau) + K \cdot R^{test}(\tau) + K} \cdot \frac{R^{cal}(\tau) + K \cdot R^{test}(\tau) + K}{R^{test}(\tau) + 1} \\
&\leq \alpha \cdot \frac{n^{cal} + 1}{n^{cal} + K \cdot n^{test} + K} \cdot \frac{V^{test}(\tau)}{V^{cal}(\tau) + 1} \cdot \frac{R^{cal}(\tau) + K \cdot R^{test}(\tau) + K}{R^{test}(\tau) + 1}.
\end{aligned}$$

Therefore

$$\begin{aligned}
\text{FSR} &= \mathbb{E}\{\text{FSP}(\tau)\} \\
&\leq \alpha \mathbb{E}\left[\frac{|D^{cal}| + 1}{|D^{cal}| + |D^{test}| + 1} \cdot \frac{R^{cal}(\tau) + K \cdot R^{test}(\tau) + K}{R^{test}(\tau) + 1} \cdot \mathbb{E}\left\{ \frac{V^{test}(\tau)}{V^{cal}(\tau) + 1} \mid D^{cal}, D^{test} \right\} \right].
\end{aligned}$$

From the prove of Theorem 2, we have:

$$\begin{aligned}
\mathbb{E}\left\{ \frac{V^{test}(\tau)}{V^{cal}(\tau) + 1} \mid D^{cal}, D^{test} \right\} &= \frac{V^{test}(t_l)}{V^{cal}(t) + 1} = \frac{|W^{test}|}{|W^{cal}| + 1}, \\
\mathbb{E}\left\{ \frac{R^{cal}(\tau) + K \cdot R^{test}(\tau) + K}{R^{test}(\tau) + 1} \right\} &= \mathbb{E}\left\{ \frac{R^{cal}(t_l) + K \cdot R^{test}(t_l) + 1}{R^{test}(t_l) + 1} \right\} \\
&= \mathbb{E}\left\{ \frac{|D^{cal}| + K \cdot |D^{test}| + K}{|D^{test}| + 1} \right\}.
\end{aligned}$$

Combining the above results, FSR can be controlled:

$$\begin{aligned}
\text{FSR} &\leq \alpha \cdot \mathbb{E}\left[\frac{|D^{cal}| + 1}{|D^{cal}| + K \cdot |D^{test}| + K} \cdot \frac{|D^{cal}| + K \cdot |D^{test}| + K}{|D^{test}| + 1} \cdot \frac{|W^{test}|}{|W^{cal}| + 1} \right] \\
&= \alpha \cdot \mathbb{E}\left\{ \frac{|D^{cal}| + 1}{|W^{cal}| + 1} \right\} \mathbb{E}\left\{ \frac{|W^{test}|}{|D^{test}|} \right\} \leq \gamma \alpha.
\end{aligned}$$

Proof of Theorem 5. From the discussion above, we know that the problem is equivalent to

$$\min \frac{\sum_{i \in D^{test}} \mathbb{I}(\hat{Y}_i = 0)}{n^{test}}, \quad \text{s.t. } \mathbb{P}(Y = \hat{Y} \mid \hat{Y} \neq 0) \geq \alpha. \quad (58)$$

Where

$$\beta = \frac{(n^{test} - n^{id}) \cdot \alpha}{n^{test}},$$

and n^{id} is the number of indecisions of the solution of problem (58). And due to the monotonicity of α and n^{id} , we know that α and β are in one-to-one correspondence. From Section 3, we know that $S(x)$ can reach the minimum value of ETS when controlling mFSR to be α . Then, through the mapping $F(Y)$, we know that $S(x)$ can reach the minimum value of $\|F(\hat{Y})\|_1$ when controlling R to be β . \square

Proof of Theorem 6. According to the definition, there is obviously $P(Y \neq \hat{Y} | S \geq t) = P(Y \neq Y' | S \geq t)$. where

$$\hat{Y}_j = \arg \max_i S_j^i \cdot \mathbb{I}(S_j \geq t), \quad Y'_j = \arg \max_i S_j^i.$$

for $i = 1, 2, \dots, K$ and $j = 1, 2, \dots, n^{test}$. The proof is consistent with the binary classification situation.

$$\text{mFSR}(t) = \frac{\mathbb{E}\{\sum_{i \in D^{test}} (1 - S_i) \cdot \mathbb{I}(S_i \geq t)\}}{\mathbb{E}\{\sum_{i \in D^{test}} \mathbb{I}(S_i \geq t)\}}, \quad (59)$$

where $S_i = \max\{S^1(x_i), S^2(x_i), \dots, S^K(x_i)\}$. From the formula above, we have:

$$\alpha \cdot \mathbb{E}\left\{\sum_{i \in D^{test}} \mathbb{I}(S_i \geq t)\right\} = \mathbb{E}\left\{\sum_{i \in D^{test}} (1 - S_i) \cdot \mathbb{I}(S_i \geq t)\right\}$$

Under the definition of δ_{OR} , we have

$$\mathbb{E}\left\{\sum_{i \in D^{test}} (1 - S_i - \alpha) \cdot \mathbb{I}(S_i \geq t)\right\} = 0, \quad (60)$$

$$\mathbb{E}\left\{\sum_{i \in D^{test}} \sum_{j=1}^K (1 - S_i^j - \alpha) \cdot \mathbb{I}(\delta_{OR}^i = j)\right\} = 0, \quad (61)$$

and have the equation $\sum_{j=1}^K S^j = 1$. Let $\delta \in \{0, 1, 2, \dots, K\}^{n^{test}}$ be a general selection rule in D_α . Then the mFSR constraints for δ implies that

$$\mathbb{E}\left\{\sum_{i \in D^{test}} \sum_{j=1}^K (1 - S_i^j - \alpha) \cdot \mathbb{I}(\delta^i = j)\right\} \leq 0. \quad (62)$$

The ETS of $\delta = \delta_i : 1 \leq i \leq n^{test}$ is given by

$$\text{ETS} = \mathbb{E}\left\{\sum_{i \in D^{test}} \sum_{j=1}^K S_i^j \cdot \mathbb{I}(\delta^i = j)\right\}. \quad (63)$$

According to equations (61) and (62), we have :

$$\mathbb{E}\left\{\sum_{i \in D^{test}} \sum_{j=1}^K (1 - S_i^j - \alpha) \cdot (\mathbb{I}(\delta_{OR}^i = j) - \mathbb{I}(\delta^i = j))\right\} \geq 0. \quad (64)$$

Let $\lambda_{OR} = (1 - Q^{-1}(\alpha) - \alpha)/Q^{-1}(\alpha)$. From equation (32), we have $t \leq 1 - \alpha$, so $Q^{-1}(\alpha) \leq 1 - \alpha$, $\lambda \geq 0$. So the oracle rule can be written as

$$\delta_{OR}^i = \arg \max_j S_i^j \cdot \mathbb{I}\left\{\frac{1 - S_i - \alpha}{S_i} < \lambda_{OR}\right\},$$

due to the monotonicity of the function

$$f(x) = \frac{x - \alpha}{1 - x}.$$

Using the expression and techniques similar to the Neyman-Pearson Lemma, when $\mathbb{I}(\delta_{OR}^i = j) = 1$, then $1 - S_i^j - \alpha - \lambda_{OR} S_i^j < 0$, $\mathbb{I}(\delta_{OR}^i = j) - \mathbb{I}(\delta^i = j) \geq 0$, and vice versa. So we claim that the following result holds:

$$(\mathbb{I}(\delta_{OR}^i = j) - \mathbb{I}(\delta^i = j)) \cdot (1 - S_i^j - \alpha - \lambda_{OR} S_i^j) \leq 0.$$

It follows that:

$$\mathbb{E} \left\{ \sum_{i \in D^{test}} \sum_{j=1}^K (\mathbb{I}(\delta_{OR}^i = j) - \mathbb{I}(\delta^i = j)) \cdot (1 - S_i^j - \alpha - \lambda_{OR} S_i^j) \right\} \leq 0. \quad (65)$$

According to equation (64) and (65) we have

$$\lambda_{OR} (\text{ETS}_{\delta_{OR}} - \text{ETS}_{\delta}) = \lambda_{OR} \sum_{i \in D^{test}} \sum_{j=1}^K (\mathbb{I}(\delta_{OR}^i = j) - \mathbb{I}(\delta^i = j)) \cdot S_i^j \geq 0. \quad (66)$$

□

Proof of Theorem 7. From the data-driven procedure, we only need to estimate $\frac{V^{test}(\tau)}{V^{cal}(\tau)+1}$

$$\begin{aligned} \text{FSP}(\tau) &= \frac{V^{test}(\tau)}{V^{cal}(\tau)+1} \cdot \frac{V^{cal}(\tau)+1}{R^{test}(\tau)\sqrt{1}} \\ &= \hat{Q}(\tau) \cdot \frac{n^{cal}+1}{n^{test}} \cdot \frac{V^{test}(\tau)}{V^{cal}(\tau)+1} \\ &\leq \alpha \cdot \frac{n^{cal}+1}{n^{test}} \cdot \frac{V^{test}(\tau)}{V^{cal}(\tau)+1}, \end{aligned} \quad (67)$$

and due to the exchangeability between calibration data and test data, $\frac{V^{test}(s_k)}{V^{cal}(s_k)+1}$ is still a backward martingale, where s_k corresponds to the threshold(time) when exactly k subjects, combining the subjects in both D^{cal} and D^{test} , are mistakenly classified, that is whose score of the true class is not the maximum in $\{S^1, S^2, \dots, S^K\}$, so $V^{test}(t_l)$ is W^{test} and $V^{cal}(t_l)$ is W^{cal} . So

$$\begin{aligned} \text{FSR} &= \mathbb{E}(\text{FSP}(\tau)) \\ &\leq \alpha \cdot \mathbb{E}\left[\frac{n^{cal}+1}{n^{test}} \cdot \mathbb{E}\left\{\frac{V^{test}(\tau)}{V^{cal}(\tau)+1} \mid D^{cal}, D^{test}\right\}\right] \\ &\leq \alpha \cdot \mathbb{E}\left\{\frac{P^{test}}{P^{cal}}\right\}. \end{aligned} \quad (68)$$

Here, we also control the FSR at $\alpha \cdot \mathbb{E}\{\frac{p^{test}}{p^{cal}}\}$, so we need to ensure that $\mathbb{E}\{\frac{p^{test}}{p^{cal}}\}$ is still 1.

$$\begin{aligned}\mathbb{E}(p^{test}) &= 1 - \sum_{i=1}^K \mathbb{P}(\arg \max_j S^j(x) = i, c = i) \\ &= 1 - \sum_{i=1}^K \mathbb{P}(\arg \max_j S^j(x) = i | c = i) \cdot \mathbb{P}(c = i)\end{aligned}\tag{69}$$

where $x \in D^{test}$ or D^{cal} , and

$$\begin{aligned}\mathbb{P}(\arg \max_j S^j(x) = i | c = i) &= \sum_{\sigma \{1, 2, \dots, i-1, i+1, \dots, K\}} \int_{\frac{1}{n}}^1 f_i^i(s_i) \cdot \int_{\frac{1-s_i}{n-1}}^{s_i} f_i^{\sigma(1)}(s_2) \cdot \dots \\ &\cdot \int_{\frac{1-s_i-s_1-\dots-s_{K-2}}{2}}^{s_{K-2}} f_i^{\sigma(K-1)}(s_{K-1}) ds_{K-1} \dots ds_1 ds_i\end{aligned}\tag{70}$$

is independent of π . With the exchangeability between D^{test} and D^{cal} , if the rank of function matrix F ,

$$F = \begin{pmatrix} F_1^1 & F_2^1 & \dots & F_K^1 \\ F_1^2 & F_2^2 & \dots & F_K^2 \\ \dots & \dots & \dots & \dots \\ F_1^K & F_2^K & \dots & F_K^K \end{pmatrix}$$

is K , then by Cramer's Rule, $p_i^{test} = p_i^{cal}$ for each i , so $\mathbb{E}(p^{test}) = \mathbb{E}(p^{cal})$. The proof is complete. \square

References

- Angelopoulos A N, Bates S.(2021). *A gentle introduction to conformal prediction and distribution-free uncertainty quantification* . arXiv:2107.07511, 2021.
- Angelopoulos A N, Bates S, Candès E J, et al.(2021). *Learn then test: Calibrating predictive algorithms to achieve risk control* . arXiv:2110.01052, 2021.
- Angelopoulos A, Bates S, Malik J, et al.(2020).*Uncertainty sets for image classifiers using conformal prediction* . arXiv:2009.14193, 2020.
- Barber R F, Candès E J.(2015).*Controlling the false discovery rate via knockoffs*. 2015.
- Barber R F, Candès E J, Ramdas A, et al.(2023). *Conformal prediction beyond exchangeability*. The Annals of Statistics, 2023, 51(2): 816-845.
- Barber R F, Candès E J, Ramdas A, et al.(2021). *Predictive inference with the jackknife+*. 2021.
- Bates S, Angelopoulos A, Lei L, et al. (2021). *Distribution-free, risk-controlling prediction sets*. Journal of the ACM (JACM), 2021, 68(6): 1-34.
- Bates S, Candès E, Lei L, et al. (2023). *Testing for outliers with conformal p-values*. The Annals of Statistics, 2023, 51(1): 149-178.
- Benjamini, Y (2010).*Simultaneous and selective inference: Current successes and future challenges*. Biometrical Journal, 2010, 52(6): 708-721.
- Benjamini Y, Hochberg Y. (2022). *Controlling the false discovery rate: a practical and powerful approach to multiple testing*. Journal of the Royal Statistical Society: series B (Methodological), 1995, 57(1): 289-300.
- Benjamini Y, Hochberg Y. (2022).*On the adaptive control of the false discovery rate in multiple testing with independent statistics*. Journal of Educational and Behavioral Statistics, 2000, 25(1): 60-83.

- Benjamini Y, Krieger A M, Yekutieli D. (2006). *Adaptive linear step-up procedures that control the false discovery rate*. *Biometrika*, 2006, 93(3): 491-507.
- Benjamini Y, Yekutieli D. (2001). *The control of the false discovery rate in multiple testing under dependency*. *Ann. Statist.* 29 (4), 1165–1188.
- Cai T, Sun W. (2017). *Optimal screening and discovery of sparse signals with applications to multistage high-throughput studies*. *Journal of the Royal Statistical Society: Series B (Statistical Methodology)* 79 (1), 197.
- Cai T T, Sun W. (2009). *Simultaneous testing of grouped hypotheses: Finding needles in multiple haystacks*. *J. Amer. Statist. Assoc.* 104, 1467–1481.
- Cai T T, Sun W, Xia Y. (2022). *LAWS: A locally adaptive weighting and screening approach to spatial multiple testing*. *Journal of the American Statistical Association*, 2022, 117(539): 1370-1383.
- Efron B, Hastie T. (2021). *Computer age statistical inference, student edition: algorithms, evidence, and data science*. Cambridge University Press, 2021.
- Fithian W, Lei L. (2022). *Conditional calibration for false discovery rate control under dependence*. *The Annals of Statistics*, 2022, 50(6): 3091-3118.
- Gang B, Shi Y, Sun W. (2021). *A Locally Adaptive Shrinkage Approach to False Selection Rate Control in High-Dimensional Classification*. *The annals of statistics*, 2003, 31(6): 2013-2035.
- Guan L, Tibshirani R. (2022). *Prediction and outlier detection in classification problems* *Journal of the Royal Statistical Society. Series B, Statistical Methodology*, 2022, 84(2): 524.
- Haroush M, Frostig T, Heller R, et al. (2021). *A statistical framework for efficient out of distribution detection in deep neural networks*. arXiv:2102.12967, 2021.
- Kaur R, Jha S, Roy A, et al. (2021). *iDECODE: In-distribution equivariance for conformal out-of-distribution detection* // *Proceedings of the AAAI Conference on Artificial Intelligence*. 2022, 36(7): 7104-7114.
- Lei J, Robins J, Wasserman L. (2013). *Distribution-free prediction sets*. *Journal of the American Statistical Association*, 2013, 108(501): 278-287.
- Leung D, Sun W. (2022). *Zap: z-value adaptive procedures for false discovery rate control with side information*. *Journal of the Royal Statistical Society Series B: Statistical Methodology*, 2022, 84(5): 1886-1946.
- Liang Z, Sesia M, Sun W. (2022). *Integrative conformal p-values for powerful out-of-distribution testing with labeled outliers*. arXiv:2208.11111, 2022.
- Liang Z, Zhou Y, Sesia M. (2023). *Conformal inference is (almost) free for neural networks trained with early stopping*. arXiv:2301.11556, 2023.
- Marandon A, Lei L, Mary D, et al. (2022). *Machine learning meets false discovery rate*. arXiv:2208.06685, 2022.
- Rava B, Sun W, James G M, et al. (2021). *A burden shared is a burden halved: A fairness-adjusted approach to classification*. arXiv:2110.05720, 2021.
- Robbins H. (2021). *Asymptotically subminimax solutions of compound statistical decision problems*. *Proceedings of the second Berkeley symposium on mathematical statistics and probability*. University of California Press, 1951, 2: 131-149.
- Vovk V, Gammerman A, Shafer G. (2005). *Algorithmic learning in a random world* New York: Springer, 2005.
- Storey J D. (2021). *The positive false discovery rate: a Bayesian interpretation and the q-value*. *The annals of statistics*, 2003, 31(6): 2013-2035.
- Storey J D. (2002). *A direct approach to false discovery rates*. *Journal of the Royal Statistical Society Series B: Statistical Methodology*, 2002, 64(3): 479-498.
- Storey J D, Taylor J E, Siegmund D. (2021). *Strong control, conservative point estimation and simultaneous conservative consistency of false discovery rates: a unified approach*. *Journal of the Royal Statistical Society Series B: Statistical Methodology*, 2004, 66(1): 187-205.
- Su Z, Wang X. (2023). *Discretized Normal Approximation of Sums of Locally Dependent Random Variables via Stein's Method*. arXiv:2308.11168, 2023.
- Sun W, Cai T T. (2021). *Oracle and adaptive compound decision rules for false discovery rate control*. *Journal of the American Statistical Association*, 2007, 102(479): 901-912.
- Sun W, Wei Z. (2011). *Large-scale multiple testing for pattern identification, with applications to time-course microarray experiments*. *J. Amer. Statist. Assoc.* 106, 73–88.
- Tibshirani R J, Foygel Barber R, Candès E, et al. (2019). *Conformal prediction under covariate shift*. *Advances in neural information processing systems*, 2019, 32.

Tony Cai T, Sun W, Wang W.(2019). *Covariate-assisted ranking and screening for large-scale two-sample inference*. Journal of the Royal Statistical Society Series B: Statistical Methodology, 2019, 81(2): 187-234.

Williams D.(1991). *Probability with martingales*. Cambridge University Press, 1991.

Witten D, James G.(2013). *An introduction to statistical learning with applications in R*. Springer publication, 2013.
