

ESTIMATION FOR MULTISTATE MODELS SUBJECT TO REPORTING DELAYS AND INCOMPLETE EVENT ADJUDICATION WITH APPLICATION TO DISABILITY INSURANCE

BY KRISTIAN BUCHARDT^{1,a}, CHRISTIAN FURRER^{2,b} AND OLIVER SANDQVIST^{2,c}

¹*AP Pension*, ^akristian@buchardt.net

²*Department of Mathematical Sciences, University of Copenhagen*, ^bfurrer@math.ku.dk; ^coliver.s@math.ku.dk

Accurate forecasting of an insurer's outstanding liabilities is vital for the solvency of insurance companies and the financial stability of the insurance sector. For health and disability insurance, the liabilities are intimately linked with the biometric event history of the insured. Complete observation of event histories is often impossible due to sampling effects such as right-censoring and left-truncation, but also due to reporting delays and incomplete event adjudication. In this paper, we develop a parametric two-step M-estimation method that takes the aforementioned effects into account, treating the latter two as partially exogenous. The approach is valid under weak assumptions and allows for complicated dependencies between the event history, reporting delays, and adjudication while remaining relatively simple to implement. The estimation approach has desirable properties which are demonstrated by theoretical results and numerical experiments.

In the application, we introduce and consider a large portfolio of disability insurance policies. We find that properly accounting for the sampling effects has a large impact on the number of disabilities and reactivations that an insurer would forecast, allowing for a more accurate assessment of the insurer's liabilities and improved risk management.

1. Introduction. Health and disability insurance is a fundamental pillar of modern healthcare systems, providing individuals with financial protection against the costs of medical treatment and the loss of income due to injury or illness. In 2023, the health insurance industry of the United States collected more than \$1 trillion in premiums and paid out hundreds of billions of dollars in medical claims according to the [National Association of Insurance Commissioners \(2023\)](#). For insurers, managing future liabilities such as outstanding disability benefits is crucial not only for their own financial sustainability but also for the stability of the entire health insurance market. Accurate forecasting of these liabilities, so-called reserving, is therefore vital in ensuring that insurers can meet their obligations and maintain solvency.

Insurance benefits for health and disability insurance coverages are directly tied to the insured's biometric state, making it possible to focus on modeling this underlying process. That approach is typically preferable to modeling individual payments and their intertemporal dependencies directly; this is, on the other hand, usually required for individual reserving models in non-life insurance, see e.g. [Yang et al. \(2024\)](#). Multistate models provide a natural and parsimonious way to model the biometric state process of an individual and are therefore the focus of this paper. By modeling individual policies, the insurer may leverage granular data to predict and forecast outstanding liabilities.

We develop estimation methods for multistate models that allow actuaries and statisticians to employ all recently generated data while accommodating the contamination induced by reporting delays and incomplete event adjudications. This assists insurers in performing timely

Keywords and phrases: Event history analysis, Health insurance, Incomplete event adjudication, Reporting delay, Two-step M-estimation.

operational adjustment and risk mitigation when faced with emerging health trends such as the major increase in claims related to mental illnesses that has been observed in recent years, see for example Section 1 of [Swiss Re \(2022\)](#).

Longitudinal biometric data such as those arising from insurance policies consists of records on the occurrence and timing of certain events. The analysis of such data is typically referred to as event history analysis. Complete observation of the event history is often rendered impossible due to sampling effects, encompassing censoring and truncation as well as situations where information about individuals under study is not up to date or correct; this may for example be due to periodic sampling, reporting delays, or incomplete event adjudication. Incomplete event adjudication refers to the situation where it is undetermined, at the time of analysis, whether some reported events satisfy predetermined criteria for being true events. Ignoring these mechanisms leads to misleading and biased analyses. Censoring and truncation are most fundamental to the field of event history analysis and have so far received the most attention.

Our main focus is on handling reporting delays and incomplete event adjudication in the estimation of the conditional hazards of a multistate model, but we also allow for right-censoring and left-truncation. The goal is to use the available information to obtain as reliable predictions as possible. The available information consists of event dates and their corresponding event types, reporting delays, and adjudication information, but only for those events that are reported before the time of analysis.

1.1. *Relevant literature.* A naive way to handle reporting delays is back-censoring, see [Casper and Cook \(2012\)](#). Here, the right-censoring date is set back by some fixed amount, corresponding to only using data that is older than a given date. The approach does not introduce systematic bias if the right-censoring time is set back by an amount larger than the longest delay but is inefficient in that it may discard many observations. Since observations for later times are discarded, tail-estimates and trends may be especially impaired. This impedes forecasting and hence the ability to predict outstanding liabilities.

More efficient approaches have been proposed for survival models, see [Hu and Tsiatis \(1996\)](#) and [Van der Laan and Hubbard \(1998\)](#), and recurrent event models, see [Kalbfleisch and Lawless \(1989\)](#), [Pagano et al. \(1994\)](#), [Becker and Cui \(1997\)](#), [Casper and Cook \(2012\)](#), and [Verbelen et al. \(2022\)](#). Most of these focus on non-parametric estimation with inverse probability of censoring weighting being the most popular approach, but other approaches include an EM-algorithm for a multinomial model in [Pagano et al. \(1994\)](#), maximum likelihood via thinning of a Poisson process in [Kalbfleisch and Lawless \(1989\)](#), and a mix of these in [Verbelen et al. \(2022\)](#). In most of the aforementioned works, the marginal mean of the counting process is modeled, except in [Kalbfleisch and Lawless \(1989\)](#) and [Verbelen et al. \(2022\)](#) where hazards are modeled. Finally, some works take estimation of the reporting delay distribution as the main focus and either forgo estimation of the event hazards, see [Lagakos et al. \(1988\)](#) and [Kalbfleisch and Lawless \(1991\)](#), or use simple methods to adjust the event rates after estimating the reporting delay distribution, see [Esbjerg et al. \(1999\)](#).

The incorporation of reporting delays has, to the best of our knowledge, not hitherto been studied for non-competing-risks multistate models such as the illness-death models that are relevant for modeling disability insurance events. Additionally, we are the first to explore estimation under a monotone reporting assumption, which requires events to be reported in the same order in which they occurred. This assumption is natural when modeling individuals. Recurrent event models in the literature have so far been based on the assumption that reporting delays are independent of the event process; this assumption only seems plausible for aggregate models.

For incomplete event adjudication, a simple but inefficient solution is to use only confirmed events or all unrefuted events while back-censoring. For the method to be unbiased,

one has to back-censor by more than the maximal sum of the reporting and processing delays, in which case the unrefuted and confirmed events are the same. Other approaches are explored in [Cook \(2000\)](#), [Cook and Kosorok \(2004\)](#), and [Bladt and Furrer \(2024\)](#), but only for single events without reporting delays and using methods that do not easily generalize to hazard estimation for multistate models, and where the adjudication outcome distribution is either exogeneously given or is assumed to only depend on the information available at the event time. In addition, limited attention was given to the estimation of the adjudication probabilities: [Cook \(2000\)](#) and [Cook and Kosorok \(2004\)](#) suggest logistic regression based on completed adjudications, while [Bladt and Furrer \(2024\)](#) relies on expert judgments.

Both reporting delays and incomplete event adjudication are prevalent in health and disability insurance. Disabilities only become known to the insurer when they are reported by the insured, at which point the event date also becomes known, as it determines the date from which the insured is eligible for disability benefits. Adjudication is performed primarily by the insurer, who considers whether the claim satisfies the criteria for disability benefits and determines at what stage the insured has recovered sufficiently to terminate benefits. This is often complicated by the need to obtain clinical assessments of the claimed disability.

1.2. Model considerations. In order to produce accurate predictions, actuarial forecasts should be dynamic in the sense that they are updated as new information arrives. Hazard rates provide a convenient way to parameterize all relevant conditional distributions, so that insurance reserves and other conditional estimands may be calculated using well-known integral or differential equations, see [Hoem & Aalen \(1978\)](#), [Møller \(1993\)](#), [Norberg \(2005\)](#), and [Adékambi & Christiansen \(2017\)](#). Consequently, this paper focuses on hazard estimation.

Baseline covariates and the event history may have a large effect on the distribution of future jumps, so we take a regression approach to incorporate these effects. Furthermore, we find parametric models advantageous for several reasons. Firstly, we need to extrapolate the estimates to times and durations that exceed the observation window. This holds both for the parameters of interest, being those related to the biometric events, and the nuisance parameters related to the reporting delay and adjudication processes. This makes the otherwise popular Kaplan–Meier, Aalen–Johansen, and Cox-type estimators less attractive.

Secondly, feature engineering can be used in combination with existing expert knowledge to guide the parametric specification since the focus is on prediction rather than inference. This may be helpful in counteracting some of the challenging characteristics of disability insurance data, such as the relative rareness of events, the low signal-to-noise rate, and the moderate dimension of covariates. Many of these characteristics are shared with nowcasting and forecasting of epidemics, see for example [Noufaily et al. \(2016\)](#), [Psofka et al. \(2020\)](#), and [Stoner et al. \(2023\)](#), which also constitutes a relevant area of application for our methods. As discussed in [Cook \(2000\)](#), [Cook and Kosorok \(2004\)](#), and [Casper and Cook \(2012\)](#), another possible area of application is interim stages of clinical trials, but here semi- and non-parametric models may be preferred, given the focus is often on inference for non-parametrically identifiable marginal estimands.

1.3. Our contribution. The contributions of this paper are twofold. Firstly, we develop a parametric approach that encompasses both reporting delays and incomplete event adjudication and which applies to hazard estimation for multistate models in general. The approach has many properties that are desirable for insurance applications and relaxes several assumptions from the literature. We also introduce an approximation that simplifies the estimation procedure considerably and which performs well in many situations encountered in practice. In addition, we show that our estimators are consistent and asymptotically normal under suitable regularity conditions and that they may be bootstrapped.

Secondly, the proposed methods are applied to a new data set based on a large Danish disability insurance portfolio. This application is noteworthy for two reasons. First, the data is unique in that it seems to be the first insurance data set to include information on event adjudication and the first disability or health insurance data set to contain information on reporting delays. Having access to such data and accounting for the time of analysis is essential to ensure unbiased analyses. Second, the analyses show that properly accommodating for reporting delays and incomplete event adjudication has a substantial effect on the estimated level and calendar-time dependence of the disability and reactivation hazards. This underscores the importance of our concepts and results. The impact of our contribution is further accentuated by taking the size and societal importance of the health and disability insurance sector into account.

The paper is organized as follows. Section 2 introduces the model. Section 3 discusses estimation of the parameters. Section 4 presents theoretical large-sample results. Section 5 contains numerical experiments, demonstrating desirable finite sample performance and stability under misspecification. The data application is presented in Section 6.

2. Model Specification. We consider a time-continuous multistate model with states $1, \dots, J$, which may be represented by a marked point process $(T_m^*, Y_m^*)_{m \geq 1}$, where $T_m^* \in (0, \infty]$ are jump-times and $Y_m^* \in \{1, \dots, J\}$ are jump-marks. Let $\mathbf{J}^*(t)$ denote the time t event history, containing the events that have occurred up until and including time t . The multistate model may equivalently be represented by a multivariate counting process \mathbf{N}^* with components N_{jk}^* , so that $N_{jk}^*(t)$ counts the number of transitions from state j to state k in the interval $[0, t]$. Let \mathbf{X} be baseline covariates, including for instance the initial state, taking values in a subset of \mathbb{R}^p . We suppose that N_{jk}^* satisfies a general intensity model

$$(1) \quad \mathbb{E}_{\boldsymbol{\theta}}\{N_{jk}^*(dt) \mid \mathcal{F}_{t-}^*\} = \lambda_{jk}^*(t; \mathbf{X}, \boldsymbol{\theta}) dt = I_j^*(t) \mu_{jk}^*\{t; \mathbf{J}^*(t-), \mathbf{X}, \boldsymbol{\theta}\} dt,$$

where $\mathbb{E}_{\boldsymbol{\theta}}$ denotes expectation under the distribution with parameter $\boldsymbol{\theta} \in \Theta \subseteq \mathbb{R}^d$, \mathcal{F}^* is the filtration generated by \mathbf{N}^* and \mathbf{X} , and $I_j^*(t)$ is the indicator that the the last mark in $\mathbf{J}^*(t-)$ is j or the initial state is j if $\mathbf{J}^*(t-)$ is empty. Assume that the true parameter $\boldsymbol{\theta}_0$ belongs to the parameter set Θ . We seek to estimate $\boldsymbol{\theta}_0$, but subject to various forms of missingness and contamination. First, the observation of jumps is subject to delays. Second, not all jump-times, jump-marks, and delays are observed due to random left-truncation and right-censoring. Finally, some reported jumps are annulled due to event adjudication. In the following, we describe these mechanisms in more detail.

Let $\eta > 0$ be the deterministic time where the statistical analysis is conducted. Denote by $U_m^* \in [0, \infty)$ the random reporting delay associated with the m 'th jump. We form a new thinned marked point process $(T_m, Y_m)_{m \geq 1}$ from $(T_m^*, Y_m^*)_{m \geq 1}$ by deleting all jumps with $T_m^* + U_m^* > \eta$. Let $(U_m)_{m \geq 1}$, \mathbf{J} , and N_{jk} be respectively the reporting delays, event history and counting processes associated with $(T_m, Y_m)_{m \geq 1}$. Throughout, we make the following assumption:

ASSUMPTION 1. Reporting is monotone, meaning $T_m^* + U_m^* \leq T_{m+1}^* + U_{m+1}^*$.

Assumption 1 is closely related to the concept of monotone missingness from the missing data literature, confer with Little (2021). Dropping this assumption would lead to a substantial increase in complexity, since even if $T_m < \infty$, there might still be a disagreement between $\mathbf{J}^*(T_m)$ and $\mathbf{J}(T_m)$. This assumption is natural when modeling individual subjects. Thinning has hitherto only been used for aggregate models when this assumption is replaced by an independence assumption. The true distribution function of U_m^* given $\mathbf{J}^*(T_m^*)$ and \mathbf{X}

is denoted $t \mapsto \text{pr}_U\{t; \mathbf{J}^*(T_m^*), \mathbf{X}, \mathbf{f}_0\}$ for a parameter \mathbf{f}_0 . That the components of $(U_m^*)_{m \geq 1}$ may have different distributions is captured by $\mathbf{J}^*(T_m^*)$ in the conditioning.

Observation of \mathbf{N} is, as mentioned, also subject to left-truncation and right-censoring. To be precise, there is a random right-censoring time $C \leq \eta$, which could for example be the drop-out time of the subject, and a random left-truncation time $V < C$ where the subject enters the study if some event A has occurred prior to V . As an example, V could be when the subject enters the insurance portfolio, and the event A could be that the subject is still alive at that time. A comparable situation would be one where subjects not satisfying A or with $V > \eta$ were also considered part of the study but with no exposure. For example, if one had access to panel data, the current formulation would filter away subjects that are not in the portfolio during the observation window while the alternative formulation would keep the observations but let them have no exposure. In our applications, the event A is redundant as it is contained in the relevant filtration, but we allow for this extra generality which may be useful in other applications, confer with Section III.3 of Andersen et al. (1993).

Let $(T_m^c, Y_m^c)_{m \geq 1}$ be $(T_m, Y_m)_{m \geq 1}$ but where jumps outside of $(V, C]$ are deleted and let $(U_m^c)_{m \geq 1}$, N_{jk}^c , and \mathbf{J}^c be the corresponding reporting delays, counting processes, and event history, respectively. We introduce the filtrations $\mathcal{F}_t = \sigma\{\mathbf{X}, (T_m, Y_m) : T_m \leq t\}$ and $\mathcal{F}_t^c = \sigma\{\mathbf{X}, \mathcal{G}, C \wedge t, (T_m^c, Y_m^c) : T_m^c \leq t\}$, where \mathcal{G} is left-truncation information satisfying $A \in \mathcal{G}$ and V is \mathcal{G} -measurable; the delays are not included in these filtrations as the influence of prior delays on the intensities is not of interest when estimation of μ_{jk}^* is the final goal. Also, these filtrations are not directly observable (for instance, T_m is reported at time $T_m + U_m$, but already enters in the filtrations at time T_m), but they play a technical role in allowing us to formulate a criterion function from which to construct estimators.

Note that we allow for jumps to be reported between the right-censoring time C and the time of analysis η ; this choice is appropriate for actuarial applications where subjects may leave the portfolio and afterwards report claims for events that occurred while they were still in the portfolio. In other applications, such as for medical trials, thinning according to $T_m^* + U_m^* > C$ might be more appropriate, as patients may be completely lost to follow-up at C . We stress that the results of this paper then still apply upon changing η to C in the reporting delay distribution, but under the additional assumption that C is independent of $(T_m^*, Y_m^*)_{m \geq 1}$. Furthermore, in some applications it might be relevant to also allow for periodic, but immediate, ascertainment of the current state. This has been explored for a survival model in Hu and Tsiatis (1996). We do not pursue this extension.

The following assumption, which we make throughout, is comparable with the assumption of independent filtering, confer with Section III.4 in Andersen et al. (1993).

ASSUMPTION 2. Left-truncation and right-censoring are independent in relation to the marked point process $(T_m, Y_m)_{m \geq 1}$ in the sense that

$$\mathbb{E}_{\boldsymbol{\theta}, \mathbf{f}}\{N_{jk}^c(dt) \mid \mathcal{F}_{t-}^c; A\} = 1_{(V, C]}(t) \mathbb{E}_{\boldsymbol{\theta}, \mathbf{f}}\{N_{jk}(dt) \mid \mathcal{F}_{t-}\}$$

for $(\boldsymbol{\theta}, \mathbf{f}) \in \Theta \times \mathbb{F}$, where the notation on the left-hand side signifies conditioning on \mathcal{F}_{t-}^c and A . Similarly, left-truncation and right-censoring are independent in relation to the reporting delays in the sense that $\mathbb{P}_{\mathbf{f}}(U_m^c \leq t \mid \mathcal{F}_{T_m^c}^c; A) = \mathbb{P}_{\mathbf{f}}(U_\ell \leq t \mid \mathcal{F}_{T_\ell})$ where ℓ is the index satisfying $T_\ell = T_m^c$. Here $\mathbb{P}_{\mathbf{f}}$ denotes the probability under the distribution with parameter \mathbf{f} .

The third and final mechanism relates to incomplete event adjudication. The idea is to think of $(T_m^c, Y_m^c)_{m \geq 1}$ as obtained by thinning another marked point process $(\tilde{T}_m, \tilde{Y}_m)_{m \geq 1}$ accompanied by delays $(\tilde{U}_m)_{m \geq 1}$ satisfying $\tilde{T}_m + \tilde{U}_m \leq \eta$. To be precise, if $\xi_m \in \{0, 1\}$ is the adjudication outcome of the m 'th event, then $(T_m^c, Y_m^c)_{m \geq 1}$ is formed from $(\tilde{T}_m, \tilde{Y}_m)_{m \geq 1}$ by

deleting all jumps with $\xi_m = 0$. Incomplete event adjudication thus becomes a missing data problem for the adjudication outcomes $(\xi_m)_{m \geq 1}$. The full available information is thus

$$\mathcal{H}_t^{\text{obs}} = \sigma\{\mathbf{X}, \mathcal{G}, C \wedge t, (\tilde{T}_m, \tilde{Y}_m, \tilde{U}_m, \mathcal{A}_{m,t}) : \tilde{T}_m + \tilde{U}_m \leq t\},$$

where $\mathcal{A}_{m,t}$ is a filtration representing adjudication information, such that when σ_m is the time where ξ_m becomes known, then σ_m is an $\mathcal{A}_{m,t}$ -stopping time and ξ_m is \mathcal{A}_{m,σ_m} -measurable. Apart from σ_m and ξ_m , the filtration $\mathcal{A}_{m,t}$ may contain additional covariates that affect adjudication probabilities. It is possible to let the left-truncation information in \mathcal{H}^{obs} be a superset of \mathcal{G} without any additional effort.

The following assumption serves to reduce the modeling task:

ASSUMPTION 3. Only the most recent jump of $(\tilde{T}_m, \tilde{Y}_m)_{m \geq 1}$ may be unadjudicated at any given time, meaning $\sigma_m \leq \tilde{T}_{m+1} + \tilde{U}_{m+1}$.

No mathematical issues would arise from removing this assumption, but one would then need to find suitable estimators for the joint distribution of the adjudication outcomes instead of for single outcomes.

We also introduce a restricted (non-monotone) information $\mathcal{H}_t \subset \mathcal{H}_t^{\text{obs}}$, which we use as the conditioning information in the distribution of the adjudication outcomes. The point is that it may sometimes be convenient to have the option to use less information than all available information. It is important that the restricted information contains the confirmed jumps so that they are not treated as missing values, but which additional information one lets the adjudication probabilities depend on is optional. As will be seen in Section 3, \mathcal{H}_t is needed for all $t \leq \eta$ to estimate the adjudication model, while \mathcal{H}_η is sufficient to estimate the reporting delays and biometric hazards. Denote by $\langle t \rangle$ the number reported jumps of $(\tilde{T}_m, \tilde{Y}_m)_{m \geq 1}$ before time $C \wedge t$. We find a natural choice of \mathcal{H}_t to be

$$\mathcal{H}_t = \sigma\{\mathbf{X}, \mathcal{G}, C \wedge t, (\tilde{T}_m, \tilde{Y}_m), (\tilde{T}_{\langle t \rangle}, \tilde{Y}_{\langle t \rangle}, \tilde{U}_{\langle t \rangle}, \mathcal{A}_{\langle t \rangle, t}) : \tilde{T}_m + \tilde{U}_m \leq t, \xi_m = 1, m < \langle t \rangle\}$$

consisting of the confirmed jumps by time t as well as the most recent reported jump with its reporting delay and adjudication information; information about prior reporting delays and adjudication processes is removed. We suppose that the distribution of the adjudication outcome $\xi_{\langle t \rangle}$ given \mathcal{H}_t is characterized by a parameter \mathbf{g}_0 . The parameter set for (\mathbf{f}, \mathbf{g}) is assumed to be a product space $\mathbb{F} \times \mathbb{G}$ containing $(\mathbf{f}_0, \mathbf{g}_0)$.

It is worth noting that we place no distributional assumptions on $(\tilde{T}_m, \tilde{Y}_m)_{m \geq 1}$ apart from those inherited from $(T_m^c, Y_m^c)_{m \geq 1}$. Likewise, we do not want to impose criteria for how our process of interest $(T_m^*, Y_m^*)_{m \geq 1}$ would be affected by subsampling on adjudication information or reporting delays. We therefore choose to treat incomplete event adjudication and reporting delays as partially exogenous mechanisms. This naturally leads to a two-step method, where the first step concerns incomplete event adjudication and reporting delays, while the second step involves estimation of θ_0 . The method is outlined in Section 3, and the main theoretical results, including weak consistency and asymptotic normality, are given in Section 4. An alternative approach described in Section C of the Supplementary material incorporates the delays in the second step; this improves efficiency, but comes at the cost of additional independence assumptions.

3. Estimation.

3.1. *General considerations.* For our two-step method, we propose a two-step M-estimation procedure. Results on the asymptotics of such procedures may be found in [Murphy and Topel \(1985\)](#) and [Newey and McFadden \(1994\)](#) for the parametric case and [Ichimura and Lee \(2010\)](#), [Kristensen and Salanié \(2017\)](#), and [Delsol and Van Keilegom \(2020\)](#) for the semiparametric case. We treat \mathbf{f} and \mathbf{g} as nuisance parameters and $\boldsymbol{\theta}$ as the parameter of interest. Discussion of concrete estimators is postponed to Section 3.2.

For notational simplicity, we henceforward suppress the baseline covariates and use the symbol \bullet to signify summation over the corresponding index. Disregarding for a moment incomplete event adjudication, in the sense that we work under a filtration where the adjudication outcomes for all reported jumps are known, and fixing the parameter of the distribution of the reporting delays at \mathbf{f} , we obtain from Assumption 2 and Section II.7.3 in [Andersen et al. \(1993\)](#) the partial likelihood $L(\boldsymbol{\theta}; \mathbf{f})$ for one subject under \mathcal{F}_η^c as the following product integral

$$L(\boldsymbol{\theta}; \mathbf{f}) = \prod_{t=V}^C \prod_{j=1}^J \left\{ \prod_{k \neq j} \Lambda_{jk}(dt; \boldsymbol{\theta}, \mathbf{f})^{\Delta N_{jk}(t)} \right\} \left\{ (1 - \Lambda_{j\cdot}(dt; \boldsymbol{\theta}, \mathbf{f}))^{1 - \Delta N_{j\cdot}(t)} \right\},$$

where Λ_{jk} is the compensator of N_{jk} i.e. $\Lambda_{jk}(dt; \boldsymbol{\theta}, \mathbf{f}) = \mathbb{E}_{\boldsymbol{\theta}, \mathbf{f}}\{N_{jk}(dt) \mid \mathcal{F}_{t-}\}$. Denote the corresponding log-likelihood by $\ell(\boldsymbol{\theta}; \mathbf{f}) = \log L(\boldsymbol{\theta}; \mathbf{f})$. We henceforth assume that $\mathbb{E}[\ell(\boldsymbol{\theta}; \mathbf{f})]$ is uniquely maximized in $(\boldsymbol{\theta}_0, \mathbf{f}_0)$ which enables the use of M-estimation techniques. This holds under weak assumptions. For example, Section II.7.2 in [Andersen et al. \(1993\)](#) implies, under some integrability and smoothness conditions, that $(\boldsymbol{\theta}_0, \mathbf{f}_0)$ is a unique maximum of $\mathbb{E}[\ell(\boldsymbol{\theta}; \mathbf{f})]$ as long as the compensators are non-constant in each coordinate of $(\boldsymbol{\theta}, \mathbf{f})$.

Seeking a tractable expression of L in terms of (1), we introduce the weighted hazard

$$\nu_{jk}\{t; \mathbf{J}(t-), \boldsymbol{\theta}, \mathbf{f}\} = \mu_{jk}^*\{t; \mathbf{J}(t-), \boldsymbol{\theta}\} \text{pr}_U[\eta - t; \{\mathbf{J}(t-), t, k\}, \mathbf{f}]$$

with $\{\mathbf{J}(t-), t, k\}$ being the event history containing the jumps $\mathbf{J}(t-)$ and a jump to state k at time t . Let V_t denote the duration since the most recent jump of $(T_m, Y_m)_{m \geq 1}$ at time t , let $I_j(t)$ be the indicator that the last mark in $\mathbf{J}(t-)$ is j or the initial state is j if $\mathbf{J}(t-)$ is empty. Introduce the survival probability in the current state $P^*\{t; \mathbf{J}(t-), \boldsymbol{\theta}\}$ satisfying

$$I_j(t)P^*\{t; \mathbf{J}(t-), \boldsymbol{\theta}\} = I_j(t) \exp \left[- \int_{t-V_{t-}}^t \mu_{j\cdot}^*\{s; \mathbf{J}(s-), \boldsymbol{\theta}\} ds \right].$$

In Section B of the Supplementary material, we derive the following result.

LEMMA 1. It holds that $\Lambda_{jk}(dt; \boldsymbol{\theta}, \mathbf{f}) = I_j(t) \mu_{jk}\{t; \mathbf{J}(t-), \boldsymbol{\theta}, \mathbf{f}\} dt$ with

$$\mu_{jk}\{t; \mathbf{J}(t-), \boldsymbol{\theta}, \mathbf{f}\} = \gamma_j(t) \times \nu_{jk}\{t; \mathbf{J}(t-), \boldsymbol{\theta}, \mathbf{f}\}$$

where

$$\gamma_j(t) = \frac{1 - \int_{t-V_{t-}}^t P^*\{s; \mathbf{J}(s-), \boldsymbol{\theta}\} \mu_{j\cdot}^*\{s; \mathbf{J}(s-), \boldsymbol{\theta}\} ds}{\text{pr}_U\{\eta - (t - V_{t-}); \mathbf{J}(t - V_{t-}), \mathbf{f}\} - \int_{t-V_{t-}}^t P^*\{s; \mathbf{J}(s-), \boldsymbol{\theta}\} \nu_{j\cdot}\{s; \mathbf{J}(s-), \boldsymbol{\theta}, \mathbf{f}\} ds}.$$

We now return to the problem that $\ell(\boldsymbol{\theta}; \mathbf{f})$ is actually not computable using the available information $\mathcal{H}_\eta^{\text{obs}}$ due to incomplete event adjudication. Furthermore, estimation of \mathbf{f} based on $\ell(\boldsymbol{\theta}; \mathbf{f})$ is inefficient since it only utilizes $(T_m, Y_m)_{m \geq 1}$ and not $(U_m)_{m \geq 1}$. We therefore propose two-step M-estimation. Denote by $\mathbf{Z}_i^{\text{obs}}$ and \mathbf{Z}_i ($i = 1, \dots, n$) the subject i outcomes of $\mathcal{H}_\eta^{\text{obs}}$ and \mathcal{H}_η respectively, and let \mathbf{Z}^{obs} and \mathbf{Z} be corresponding generic outcomes. Assume

$\mathbf{Z}_i^{\text{obs}}$ are independent and identically distributed, which implies that the same holds for \mathbf{Z}_i . We specify the objective function to be the imputed likelihood $\ell(\mathbf{Z}, \boldsymbol{\theta}; \mathbf{f}, \mathbf{g}) = \mathbb{E}_{\mathbf{g}}\{\ell(\boldsymbol{\theta}; \mathbf{f}) \mid \mathbf{Z}\}$. For the relation to imputation, see Section A of the Supplementary material. Our two-step procedure is:

1. Estimate $(\mathbf{f}_0, \mathbf{g}_0)$ by $(\hat{\mathbf{f}}_n, \hat{\mathbf{g}}_n)$ using suitable estimators based on $(\mathbf{Z}_i^{\text{obs}})_{i=1}^n$.
2. Estimate $\boldsymbol{\theta}_0$ by $\hat{\boldsymbol{\theta}}_n = \arg \max_{\boldsymbol{\theta}} \sum_{i=1}^n \ell(\mathbf{Z}_i, \boldsymbol{\theta}; \hat{\mathbf{f}}_n, \hat{\mathbf{g}}_n)$.

This is motivated by the observation $\mathbb{E}\{\ell(\mathbf{Z}, \boldsymbol{\theta}; \mathbf{f}_0, \mathbf{g}_0)\} = \mathbb{E}\{\ell(\boldsymbol{\theta}; \mathbf{f}_0)\}$, which is uniquely maximized in $\boldsymbol{\theta} = \boldsymbol{\theta}_0$. Recall that $\mathcal{H}_{\eta}^{\text{obs}}$ and \mathcal{H}_{η} are such that only $\xi_{\langle \eta \rangle}$ can be missing in $\ell(\boldsymbol{\theta}; \mathbf{f})$, and that we wish to use adjudication probabilities based on the information \mathcal{H}_{η} instead of $\mathcal{H}_{\eta}^{\text{obs}}$, leading us to condition on \mathbf{Z} instead of \mathbf{Z}^{obs} in the objective function. We therefore let $w(1, \mathbf{Z}; \mathbf{g}) = \mathbb{E}_{\mathbf{g}}\{\xi_{\langle \eta \rangle} \mid \mathbf{Z}\}$ and $w(0, \mathbf{Z}; \mathbf{g}) = 1 - w(1, \mathbf{Z}; \mathbf{g})$. Write $\ell(\boldsymbol{\theta}; \mathbf{f}) = \ell(\boldsymbol{\theta}; \mathbf{f}, \xi_{\langle \eta \rangle})$, where the last argument signifies whether the jump $(\tilde{T}_{\langle \eta \rangle}, \tilde{Y}_{\langle \eta \rangle})$ is included in the likelihood or not. We thus have

$$(2) \quad \ell(\mathbf{Z}, \boldsymbol{\theta}; \mathbf{f}, \mathbf{g}) = w(0, \mathbf{Z}; \mathbf{g})\ell(\boldsymbol{\theta}; \mathbf{f}, 0) + w(1, \mathbf{Z}; \mathbf{g})\ell(\boldsymbol{\theta}; \mathbf{f}, 1).$$

In Section 3.2, we outline the first step, while Section 3.3 is dedicated to the second. The derivation of asymptotic properties is postponed to Section 4.

3.2. Estimation of \mathbf{f} and \mathbf{g} . Observe that Assumption 1 implies $\mathbb{P}_{\mathbf{f}}\{U_m \leq t \mid \mathbf{J}(T_m)\} = \text{pr}_U\{t; \mathbf{J}(T_m), \mathbf{f}\} / \text{pr}_U\{\eta - T_m; \mathbf{J}(T_m), \mathbf{f}\}$ on the event $(T_m < \infty)$ for $t \leq \eta - T_m$. Note that one is not conditioning on $\mathbf{J}(T_m)$ on the right-hand side but rather inputting the values into the regular conditional probability pr_U . Thus, the parameter \mathbf{f} could be estimated if $(T_m, Y_m)_{m \geq 1}$ rather than $(\tilde{T}_m, Y_m)_{m \geq 1}$ were available. We therefore also employ two-step M-estimation for the nuisance parameters, first constructing $\hat{\mathbf{g}}_n$ and subsequently using an imputed likelihood to construct $\hat{\mathbf{f}}_n$. Practical aspects of the implementation are discussed in Section D of the Supplementary material.

We first consider estimation of \mathbf{g} . Since there is time dependence in adjudication processing, and since we see no need for infinite-variation processes, we choose to model the adjudication information $\mathcal{A}_{m,t}$ of the m 'th reported jump as being generated by a marked point process $(\tau_{m,\ell}, Y_{m,\ell})_{\ell \geq 1}$ with finite state space $1, \dots, K$. The time σ_m is specified as a first hitting time of a subset of the states $1, \dots, K$, and the value of ξ_m implied by hitting one of these states is non-random. The corresponding counting processes are denoted $N_{m,jk}$ and the indicator that the process is in state j at time $t-$ is denoted $I_{m,j}(t)$. This multistate model starts when the corresponding jump is reported and ends when the next jump is reported, meaning $\tilde{T}_m + \tilde{U}_m < \tau_{m,\ell} \leq \tilde{T}_{m+1} + \tilde{U}_{m+1}$ for all ℓ . We choose a log-likelihood type objective function for \mathbf{g} and parameterize via conditional hazards $\omega_{jk}(t; \mathcal{H}_{t-}, \mathbf{g})$ given \mathcal{H}_{t-} , that is

$$\ell_{\xi}(\mathbf{Z}^{\text{obs}}, \mathbf{g}) = \sum_{m=1}^{\langle \eta \rangle} \sum_{j,k=1}^K \int_0^{\eta} \log \omega_{jk}(t; \mathcal{H}_{t-}, \mathbf{g}) N_{m,jk}(dt) - \int_0^{\eta} I_{m,j}(t) \omega_{jk}(t; \mathcal{H}_{t-}, \mathbf{g}) dt.$$

Note that the log-likelihood depends on \mathcal{H}_t for all $t \leq \eta$; this information is contained in $\mathcal{H}_{\eta}^{\text{obs}}$ but not in \mathcal{H}_{η} . Estimation now proceeds by maximizing $\sum_{i=1}^n \ell_{\xi}(\mathbf{Z}_i^{\text{obs}}, \mathbf{g})$ with respect to \mathbf{g} over a suitable parametric class. This maximization is standard. Other modeling choices for \mathbf{g} are possible, and while our proofs of the asymptotic properties utilize this specific choice, they can easily be adapted to a wider range of models.

We now consider estimation of \mathbf{f} . Disregarding incomplete event adjudication for a brief moment, Assumption 2 implies that the log-likelihood for the reporting delays becomes

$$\ell_U(\mathbf{f}) = \sum_{m=1}^{N_{\cdot}^c(\eta)} \log [\text{pr}_U\{dU_m^c; \mathbf{J}^c(T_m^c), \mathbf{f}\} / \text{pr}_U\{\eta - T_m^c; \mathbf{J}^c(T_m^c), \mathbf{f}\}].$$

Define the reverse time hazard $\alpha\{s; \mathbf{J}^c(T_m^c), \mathbf{f}\} ds = \text{pr}_U\{ds; \mathbf{J}^c(T_m^c), \mathbf{f}\} / \text{pr}_U\{s; \mathbf{J}^c(T_m^c), \mathbf{f}\}$ similarly to [Kalbfleisch and Lawless \(1991\)](#) and write the distribution function in terms of the reverse time hazard $\text{pr}_U\{t; \mathbf{J}^c(T_m^c), \mathbf{f}\} = \exp\left[-\int_t^\infty \alpha\{s; \mathbf{J}^c(T_m^c), \mathbf{f}\} ds\right]$. Then

$$\ell_U(\mathbf{f}) = \sum_{m=1}^{N_c(\eta)} \log \alpha\{U_m^c; \mathbf{J}^c(T_m^c), \mathbf{f}\} - \int_{U_m^c}^{\eta - T_m^c} \alpha\{s; \mathbf{J}^c(T_m^c), \mathbf{f}\} ds.$$

Parameterizing in terms of reverse time hazards maintains the form of the likelihood under right-truncation similarly to how hazards maintain the form of the likelihood under right-censoring. Returning to incomplete event adjudication, we analogously to $\ell(\boldsymbol{\theta}; \mathbf{f}, \xi_{\langle \eta \rangle})$ write $\ell_U(\mathbf{f}) = \ell_U(\mathbf{f}; \xi_{\langle \eta \rangle})$ and let the objective function for \mathbf{f} be the imputed likelihood $\ell_U(\mathbf{Z}, \mathbf{f}; \mathbf{g}) = \mathbb{E}_{\mathbf{g}}\{\ell_U(\mathbf{f}) \mid \mathbf{Z}\} = w(0, \mathbf{Z}; \mathbf{g})\ell_U(\mathbf{f}; 0) + w(1, \mathbf{Z}; \mathbf{g})\ell_U(\mathbf{f}; 1)$. For a given estimator $\hat{\mathbf{g}}_n$, we let $\hat{\mathbf{f}}_n$ be the maximizer of $\sum_{i=1}^n \ell_U(\mathbf{Z}_i, \mathbf{f}; \hat{\mathbf{g}}_n)$ with respect to \mathbf{f} over a suitable parametric class.

3.3. Estimation of $\boldsymbol{\theta}$. The estimator $\hat{\boldsymbol{\theta}}_n$ was described in [Section 3.1](#). Evaluating $\ell(\boldsymbol{\theta}; \mathbf{f})$ is costly due to the repeated numerical integration required owing to γ_j . This would be further compounded when evaluating the score, and we hence recommend derivative-free maximization for example via quasi-Newton methods. For these algorithms to perform well, one needs a good starting value for $\boldsymbol{\theta}$. We here describe one approach to overcoming this problem.

Define $\tilde{\gamma}_j$ by replacing $\text{pr}_U\{\eta - (t - V_{t-}); \mathbf{J}(t - V_{t-}), \mathbf{f}\}$ with one in the expression for γ_j , effectively ignoring the reporting delay of the previous jump, and let $\tilde{\mu}_{jk} = \tilde{\gamma}_j \times \nu_{jk}$. Note that the approximation is exact if there is never a reporting delay for the prior jump or if there has been no prior jump. Note $I_j(t)P^*\{t; \mathbf{J}(t-), \boldsymbol{\theta}\} \leq \tilde{\gamma}_j(t) \leq 1$ so $\tilde{\mu}_{jk} \approx \nu_{jk}$. Furthermore, under additional smoothness, we show in [Section B](#) of the Supplementary material that $\tilde{\mu}_{jk}\{t; \mathbf{J}(t-), \boldsymbol{\theta}, \mathbf{f}\} = \nu_{jk}\{t; \mathbf{J}(t-), \boldsymbol{\theta}, \mathbf{f}\} + \text{err}(t)$ with $|\text{err}(t)| \leq V_{t-} \times \sup_{s \in [t - V_{t-}, t]} \mu_{jk}^*\{s; \mathbf{J}(s-), \boldsymbol{\theta}\}^2$, so the error is a second order term. We call the approximation $\mu_{jk} \approx \nu_{jk}$ a Poisson approximation, since the approximate hazard ν_{jk} has a similar form to the one found in the Poisson process setup of [Kalbfleisch and Lawless \(1989\)](#). The corresponding approximate likelihood $\ell^{\text{app}}(\boldsymbol{\theta}; \mathbf{f})$ reads

$$\begin{aligned} \ell^{\text{app}}(\boldsymbol{\theta}; \mathbf{f}) &= \sum_{j,k=1}^K \int_V^C \log \mu_{jk}^*\{t; \mathbf{J}(t-), \boldsymbol{\theta}\} dN_{jk}(t) \\ &\quad - \int_V^C I_j(t) \mu_{jk}^*\{t; \mathbf{J}(t-), \boldsymbol{\theta}\} \text{pr}_U[\eta - t; \{\mathbf{J}(t-), t, k\}, \mathbf{f}] dt. \end{aligned}$$

Analogously to [Equation \(2\)](#), we introduce the imputed version $\ell^{\text{app}}(\mathbf{Z}, \boldsymbol{\theta}; \hat{\mathbf{f}}_n, \hat{\mathbf{g}}_n)$. Maximization of the approximate likelihood is significantly simpler than the true likelihood; computationally, the approximate case is the same as a standard multistate likelihood, but where the contribution of a given path is weighted with a scalar and where the exposure is reduced based on the closeness to the time of analysis via the reporting delay distribution. Practical aspects of the implementation are discussed in [Section D](#) of the Supplementary material.

REMARK 1. The framework could be extended to allow for time-dependent covariates by using the associated partial likelihood. Note, however, that the covariate paths then have to be included in \mathcal{H} , meaning that the adjudication model also needs to depend on these covariates. Since the adjudication model has to be used prospectively, one would need a model for how the covariates evolve over time. This is about as complicated as including the covariates in the marked point process itself, which is also more natural when the goal is prediction rather than inference.

4. Asymptotic Properties. The large sample properties of $\hat{\theta}_n$ largely follow from the two-step M- and Z-estimation results of [Newey and McFadden \(1994\)](#), [Hahn \(1996\)](#), and [Del-sol and Van Keilegom \(2020\)](#). We also show weak consistency and asymptotic normality of a bootstrap procedure analogous to Efron’s simple nonparametric bootstrap as studied in [Gross and Lai \(1996\)](#), where $(\mathbf{Z}_{ni}^{\text{obs}})_{i=1}^n$ are drawn with replacement from $(\mathbf{Z}_i^{\text{obs}})_{i=1}^n$. The estimators based on the bootstrap sample are denoted $\hat{\mathbf{g}}_n^{\text{boot}}$, $\hat{\mathbf{f}}_n^{\text{boot}}$, and $\hat{\theta}_n^{\text{boot}}$. The main result is:

THEOREM 1.

- (i) *Consistency: Under Assumptions 1-3 and Assumptions 5-7 from Section E of the Supplementary material, $\hat{\mathbf{g}}_n$, $\hat{\mathbf{f}}_n$, and $\hat{\theta}_n$ as well as $\hat{\mathbf{g}}_n^{\text{boot}}$, $\hat{\mathbf{f}}_n^{\text{boot}}$, and $\hat{\theta}_n^{\text{boot}}$ are weakly consistent.*
- (ii) *Asymptotic normality: Under Assumptions 1-3 and Assumptions 5-8 from Section E of the Supplementary material, $\hat{\mathbf{g}}_n$, $\hat{\mathbf{f}}_n$, and $\hat{\theta}_n$ are asymptotically normal. Furthermore $n^{1/2}(\hat{\theta}_n - \theta_0) \rightarrow N(0, \mathbf{V})$ and $n^{1/2}(\hat{\theta}_n^{\text{boot}} - \hat{\theta}_n) \rightarrow N(0, \mathbf{V})$ in distribution.*

The proof and the form of \mathbf{V} are given in Section E of the Supplementary material. Implementing confidence intervals via estimators for \mathbf{V} is challenging since there is no closed form for the score. However, Theorem 1 implies that a percentile confidence interval based on a simple bootstrap procedure is valid. One may also use an empirical bootstrap variance estimator for \mathbf{V} if $n^{1/2}(\hat{\theta}_n^{\text{boot}} - \hat{\theta}_n)$ is uniformly integrable.

REMARK 2. As may be seen from the proof of Theorem 1, the proposed estimator can, under smoothness conditions, be cast as a generalized method of moment estimator with weighting matrix equal to the identity by using score equations as moment conditions. In the class of regular asymptotically linear estimators that only restrict the statistical model through moment conditions, it is known from [Hansen \(1982\)](#), [Chamberlain \(1987\)](#), and Section 5 of [Newey and McFadden \(1994\)](#) that generalized method of moment estimators satisfying Equation (5.4) of [Newey and McFadden \(1994\)](#) are efficient. A sufficient condition for this is that the weighting matrix is equal to the inverse of the variance of the score, while for the maximum likelihood estimator, the identity weight matrix is also efficient due to Bartlett’s identities. Despite using score-type equations as moment conditions, our proposed estimator is not efficient, since an identity of Barlett type is not generally satisfied. [Hwang and Sun \(2018\)](#), however, find that the finite sample performance of the efficient estimator is often inferior to an a priori chosen weighting matrix, since the uncertainty in estimating the weighting matrix is ignored in the asymptotics. If the cost-benefit trade-off is unclear, they recommend sticking to an a priori chosen weighting matrix, in line with our proposal of using $\hat{\theta}_n$. Compared to the efficient estimator, our proposal also has the computational advantage that the score need not be computed.

5. Numerical Study.

5.1. *Data-generating process.* We use the multistate event model and three stage adjudication model depicted in Figure 1. A jump is confirmed if and when state 3 of the adjudication model is hit. Multistate models are simulated using Lewis’ thinning algorithm from [Ogata \(1981\)](#). We refer to Section F of the Supplementary material for additional figures, tables, and details regarding the numerical study. We compare our approach with oracle methods that use the filtration \mathcal{F}^* , which is unavailable to the statistician, and naive methods that either use all reported events without back-censoring (Naive 1) or back-censor by one year and delete reported events if they have been under adjudication for over two years at time η (Naive 2).



FIG 1. Event history model (left) and adjudication model (right). Symbols U and ξ indicate the presence of reporting delays and adjudication processes, respectively.

A total of 400 samples of size $n = 1500$ with time-horizon $\eta = 5$ years are considered. For a given subject, the data is generated as follows: $V \sim \text{Uniform}(0, 1)$ and $C | V \sim \text{Uniform}(V, \eta)$. Subjects enter in state 1 with no additional left-truncation information. The baseline covariate is $X \sim \text{Uniform}(-4, 4)$. We let $\boldsymbol{\theta} = (\log 0.15, 0.1, 0.4, \log 0.1, 0.03, -0.3, -0.3)$ and generate events using the rates $\tilde{\mu}_{12}(t; X) = \exp\{\theta_1 + \theta_2 \times (t + X) + \theta_3 \times \sin(0.5\pi X)\}$, $\tilde{\mu}_{13}(t; X) = \exp\{\theta_4 + \theta_5 \times t^2 + \theta_6 \times \cos(0.5\pi X)\}$, and $\tilde{\mu}_{23}(t; \tilde{T}_1, X) = \exp\{\theta_7 \times (t - \tilde{T}_1)X^2\}$, which upon deletion of unreported jumps gives $(\tilde{T}_m, \tilde{Y}_m)_{m \geq 1}$ or upon deletion of rejected jumps gives $(T_m^*, Y_m^*)_{m \geq 1}$. The rates are relatively large, and on average around 260 transitions from 1 to 3, 415 transitions from 1 to 2, and 180 transitions from 2 to 3 are generated.

To model reporting delays, we assume a Weibull distribution with proportional reverse time hazards, that is $\alpha(t; X) = \alpha_0(t) \exp(X\beta)$ for $\alpha_0(t) = \frac{k\lambda^k t^{k-1}}{\exp\{(\lambda t)^k\} - 1}$. This results in a power model for the distribution function, becoming $t \mapsto [1 - \exp\{-(\lambda t)^k\}]^{\exp(X\beta)}$ which we denote $\text{Weibull}(\lambda, k, \beta)$. Let $\mathbf{f} = (2, 0.5, 0.1, 1, 1.5, 0.2)$. Reporting delays have $\text{Weibull}(f_1, f_2, f_3)$ distribution when coming from state 1 and $\text{Weibull}(f_4, f_5, f_6)$ when coming from state 2. The generated reporting delays have means close to one and standard deviations around 0.15 and 0.05, respectively. The adjudication rates are $\omega_{12}(t; \mathcal{H}_{t-}) = g_1 \times \{X/(t - \tilde{T}_2 - \tilde{U}_2 + 2)\}^2$ and $\omega_{23}(t; \mathcal{H}_{t-}) = \exp\{g_2 \times (t - \tau_{1,1})\}$ with $\mathbf{g} = (0.8, -1.2)$, leading to a long-term confirmation rate of 37%. To go from $\tilde{\mu}_{jk}$ to μ_{jk}^* , note that $\mu_{12}^*(t; X) = \tilde{\mu}_{12}(t; X)$ and $\mu_{13}^*(t; X) = \tilde{\mu}_{13}(t; X)$, while an expression for $\mu_{23}^*(t, V_t; X)$ may be found in Section F of the Supplementary material.

5.2. Finite sample performance. The regularity assumptions from Theorem 1 are easily seen to be satisfied, and we hence expect the proposed estimators to be unbiased and asymptotically normal. In Table 1 we report the bias and the empirical standard deviation (SD) of the parameter estimators of $\boldsymbol{\theta}$ using the different methods. A corresponding table for the estimators $\hat{\mathbf{g}}_n$ and $\hat{\mathbf{f}}_n$ can be found in Section F of the Supplementary material. The results are generally as expected. We find comparable bias for the proposed method and oracle methods, with a higher SD for the proposed method. The bias is slightly higher for the Poisson approximation with SD comparable to the proposed method. The naive methods are slightly worse than the proposed method for $(\theta_1, \theta_2, \theta_3)$, moderately worse for $(\theta_4, \theta_5, \theta_6)$, and substantially worse for θ_7 . The naive methods generally have comparable performance except that Naive 1 is superior for θ_4 and Naive 2 is superior for θ_7 . We conclude that our proposed method works well.

The Poisson approximation is also expected to perform well since there is no jump after the transition affected by reporting delays, confer with Section 3.3. Since the hazards are relatively large, the decrease in bias when going from the Poisson approximation to our proposed method is non-negligible. Depending on the application, this reduction in bias might be worth the significantly longer computation times. With our implementation and hardware setup, the

TABLE 1
Bias and empirical standard deviation (SD) of the estimator $\hat{\theta}_n$ based on 400 simulations of size $n = 1500$.

Parameter	Proposed method		Oracle		Poisson approx.		Naive 1		Naive 2	
	Bias	SD	Bias	SD	Bias	SD	Bias	SD	Bias	SD
$\theta_1 = \log 0.15$	-.004	.067	-.008	.031	-.010	.067	-.011	.066	-.010	.066
$\theta_2 = 0.1$	-.000	.020	-.001	.020	-.006	.020	-.006	.020	-.006	.021
$\theta_3 = 0.4$.003	.078	.003	.078	-.002	.078	-.002	.078	-.000	.079
$\theta_4 = \log 0.1$.003	.084	.001	.083	.012	.091	-.041	.077	-.051	.082
$\theta_5 = 0.03$.000	.012	-.000	.013	-.006	.016	-.018	.011	-.015	.014
$\theta_6 = -0.3$	-.000	.094	-.001	.088	.007	.094	-.009	.087	-.007	.090
$\theta_7 = -0.3$	-.011	.066	-.011	.054	-.012	.066	.157	.023	.148	.069

Poisson approximation for θ_ℓ ($\ell = 1, \dots, 6$) took only 7 seconds, while the proposed method took about 300 seconds.

We also seek to verify the bootstrap procedure outlined in Section 4. We here focus on θ_7 since its estimation is affected by both reporting delays and incomplete event adjudication. Based on $k = 400$ estimates of θ_7 with 1000 bootstrap resamples and confidence level $1 - \alpha = 0.90, 0.95, 0.99$, we obtain coverage rates of 89.5, 95.0, 98.7. We conclude that the bootstrap works well as the coverage rates are close to the nominal level.

5.3. Robustness against misspecification. To investigate the performance of the proposed method under misspecification, we use the same simulations but consider parameters estimated under a misspecified parametric family for $(T_m^*, Y_m^*)_{m \geq 1}$ characterized by the hazard rates

$$\begin{aligned}\mu_{12}^{\text{miss}}(t; X) &= \exp\{\theta_1 + \theta_2 \times t + \theta_3 \times X\}, \\ \mu_{13}^{\text{miss}}(t; X) &= \exp\{\theta_4 + \theta_5 \times t + \theta_6 \times X\}, \\ \mu_{23}^{\text{miss}}(t; \tilde{T}_1, X) &= \exp\{\theta_7 + \theta_8 \times (t - \tilde{T}_1) + \theta_9 \times X\}.\end{aligned}$$

This misspecification is substantial since it disregards the non-linearities and interactions present in the true hazards. We both consider the case where the reporting delay and adjudication models are correctly specified, and a doubly misspecified case where these are also misspecified via the following parametric families:

$$\begin{aligned}\omega_{12}^{\text{miss}}(t; \mathcal{H}_{t-}) &= \exp\{g_1 \times X + g_2 \times (t - \tilde{T}_2 - \tilde{U}_2)\}, \\ \omega_{23}^{\text{miss}}(t; \mathcal{H}_{t-}) &= \exp\{g_3 \times X + g_4 \times (t - \tau_{1,1})\},\end{aligned}$$

and $\alpha(t; X) = \alpha_0(t) \exp(X\beta)$ with α_0 being the reverse time hazard for a Gamma distribution with shape parameter k and rate parameter λ .

Since it is no longer meaningful to compare parameter values, we instead compare the performance of the different estimation approaches for the expected duration spent in state 2 before time t , which is denoted $V_a(t; X) = \mathbb{E}\{\int_{[0,t]} I_2^*(s) ds \mid X\}$, with $t \in \{\eta, 2\eta\}$. In actuarial contexts, this may be recognized as an active reserve for a unit disability annuity. Note that the case $t = 2\eta$ requires extrapolation which is not inherently an issue for parametric models. The estimand V_a is calculated by solving the differential equation from Corollary 7.2 in Adékambi & Christiansen (2017) using the fourth-order Runge-Kutta method. Since it was observed that the Poisson approximation performed very well for this estimand, as illustrated in Figure 2, we have chosen to only consider the misspecified model used in conjunction with the Poisson approximation. The results are illustrated in Figure 2.

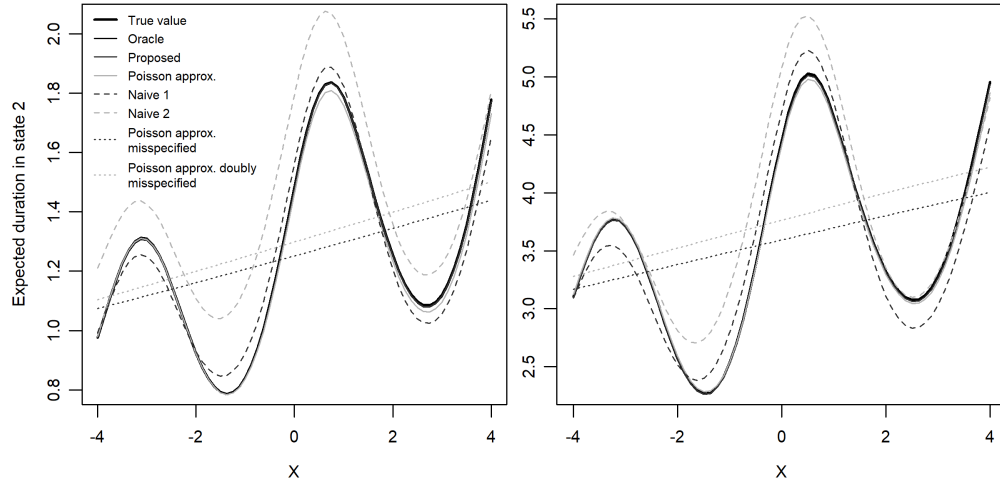


FIG 2. Plot of plug-in estimates of $V_a(t; x)$ averaged over 400 samples of size $n = 1500$ with $t = \eta$ on the left and $t = 2\eta$ on the right.

The oracle, proposed, and Poisson approximation approaches are all very close to the true value of V_a , with the Poisson approximation showing slight deviations around $X = 0$ and $X = 2$. Naive 1 performs reasonably albeit with some noticeable bias, while Naive 2 seems to be systematically biased upwards except for $t = 2\eta$ and $X \geq 2$ where it is very close to the true value. The misspecified parametric model captures the local x -dependence of $V_a(t; x)$ the worst, but identifies the correct overall level for the estimand. This behavior is similar to how maximum likelihood estimators behave under misspecification, see [Halbert \(1982\)](#). Including polynomial or sinusoidal transformations of X in the parametric model would likely have led to a better fit for the local behavior of V_a , but including too many non-linear terms could lead to high variance estimators due to overfitting. The performance is comparable for $t = \eta$ and $t = 2\eta$, showing that our method is able to capture the general trends reasonably well even under substantial model misspecification.

6. Data Application.

6.1. Data characteristics. We introduce a new data set LEC-DK19 (Loss of Earning Capacity – Denmark 2019) collected by a large Danish insurer in the period 31/01/2015 to 01/09/2019 with time of analysis $\eta = 01/09/2019$ and apply our proposed estimation procedure to this data. Observations are available on a monthly grid. Subjects enter into the data when they enter the portfolio and are censored when they leave the portfolio. Claims may be reported after censoring, meaning that information on reporting delays and adjudication may arrive after censoring. A total of 416,483 insured are included across five tables concerning disabilities, reactivations, disability delays, disability adjudications, and reactivation adjudications. Of the 413,139 insured in the disability data, 1,773 (0.43%) have an unrefuted disability; disabilities are thus rare. Of the 3,011 insured in the reactivation data, 1,133 (37.63%) have an unrefuted reactivation. The data is based on raw data that has been anonymized and slightly altered so as not to reveal any confidential information about the individual subjects or the insurance portfolio. Available baseline covariates are gender and date of birth.

6.2. Model specification. We model the data with the multistate model depicted in Figure 3. Subjects can become disabled, reactivate from disablement, and die. A disability starts

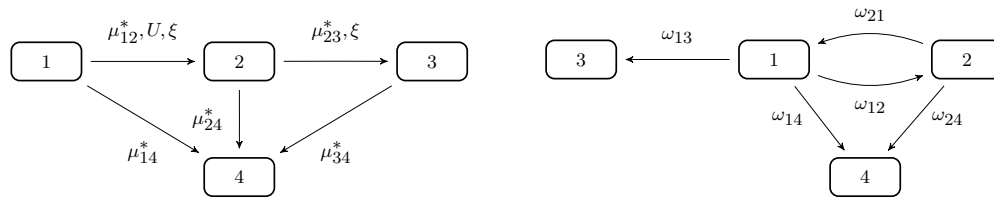


FIG 3. Event history model (left) and adjudication model (right). For events, active is 1, disabled is 2, reactivated is 3, and dead is 4. For adjudications, active report is 1, inactive report is 2, adjudicated is 3, and dead is 4.

in the adjudication state 1, is confirmed if state 3 is hit, and otherwise rejected. A reactivation starts in adjudication state 2 and the reactivation is annulled if state 3 is hit. Only disablements seem to exhibit reporting delay, likely because the reactivations result from the insurer terminating payments.

We employ the Poisson approximation, which implies that the hazards can be estimated separately. We here only estimate μ_{12}^* and μ_{23}^* , partly because these are of primary interest, but also because only deaths recorded during the adjudication period are included in the data, impeding estimation of the full event history model. Via back-censoring, it is seen that the hazard μ_{12}^* likely has order of magnitude 10^{-2} , which is one to two orders of magnitudes less than the hazards in the numerical study of Section 5, so the incurred approximation error for μ_{12}^* is expected to be negligible. The lack of mortality data makes it difficult to assess the approximation error for μ_{23}^* , however an alternative is to approximate the disabled mortality hazard with zero.

The hazards are regressed on the baseline covariates and the time elapsed since 31/01/2015, and μ_{23}^* is additionally regressed on the duration spent in the disabled state. An adjudication hazard is estimated for each transition. Following the form of \mathcal{H}_t suggested in Section 2, the adjudication hazards for disabilities are regressed on the duration since the disability occurred and the associated reporting delay, and the adjudication hazards for reactivations are regressed on the time since the disability and reactivation events. In addition, for disabilities we regress on whether state 2 has previously been hit. For each adjudication and event hazard, the covariates enter in a linear predictor with log link. The log link implies that the hazards are always positive, so a disability rejection or reactivation confirmation is only certain once the insured dies, but the probability of a confirmed jump decreases towards zero as the duration of adjudication increases towards infinity. For reporting delays, we employ the Weibull proportional reverse time hazards of Section 5 with age entering as age at disability onset. Since the data set contains monthly records, we employ the Poisson regression approach for implementation as described in Section D of the Supplementary material.

6.3. Empirical results. In Table 2, we present the non-nuisance parameter estimates and percentile bootstrap confidence intervals computed using 400 bootstrap samples. For comparison, we additionally employ a naive estimation procedure consisting of using all reported unrefuted events with no back-censoring. A corresponding table for the nuisance parameters is provided in Section G of the Supplementary material. For this data, we see that adjusting for reporting delays and incomplete event adjudication has a substantial effect on the estimated level and calendar-time dependence of the disability hazard. The effects on the parameter estimates of the reactivation hazard are also noticeable, but contrary to the case for the disability hazard, the naive estimates stay firmly within the confidence intervals except for the calendar-time dependence. In Figure 4, predicted rates across the data set, using both

TABLE 2
Parameter estimates (Est.), Naive parameter estimates (Naive), and 95% bootstrap percentile confidence interval (CI) for θ using the proposed method and 400 bootstrap resamples.

Parameter	μ_{12}^*			μ_{23}^*		
	Est.	Naive	CI	Est.	Naive	CI
Age	.023	.022	(0.018, 0.027)	-.012	-.012	(-0.018, -0.007)
Male	-7.46	-7.11	(-7.65, -7.23)	.334	.262	(0.073, 0.624)
Female	-8.66	-8.25	(-8.87, -8.40)	.756	.674	(0.456, 1.07)
Time	.304	.098	(0.188, 0.357)	-.125	-.068	(-0.168, -0.073)
Duration	-	-	-	-1.04	-1.03	(-1.15, -0.942)

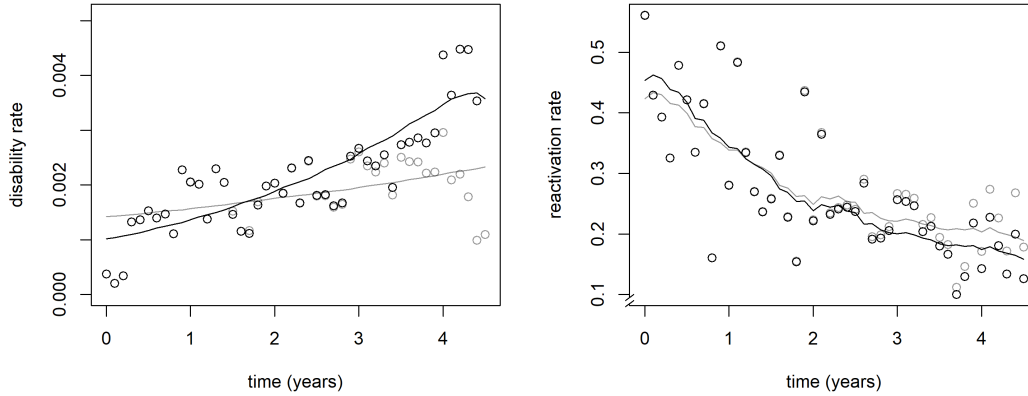


FIG 4. *Fitted rates (lines) and occurrence-exposure rates (points) for the proposed method (black) and the naive method (gray). Disability rates are shown on the left and reactivation rates on the right.*

the proposed and naive procedure, are shown against the corresponding empirical rates aggregated by yearly tenths. Since the naive empirical rates use all unrefuted events, they are higher than the adjusted empirical rates for reactivations. For disabilities, they are higher in the first years and lower in the later years, where the influence of reporting delays is more substantial. Both rates show large calendar-time dependence, which is a distinct feature of the data set that implies an especially poor forecasting performance of back-censoring and underscores the importance of our proposed methods for disability insurance applications.

The alternative approach, where the Poisson approximation is not employed but the disabled mortality is approximated with zero, leads to the estimated regressors of μ_{23}^* being $(-0.011, 0.373, 0.840, -0.260, -0.907)$. Compared with the regressors obtained when using the Poisson approximation, the main difference is that a portion of the duration dependence is shifted to calendar-time dependence. This would have a noticeable influence on the forecasted reactivation rates. For real applications, we therefore recommend using the full estimation procedure with access to mortality data when estimating the reactivation hazard. We also recommend validating the models by comparing the original predictions with predictions obtained using the same data but with different time of analyses. However, this is not possible with the current data, as the disability and reactivation occurrences, along with exposures, are available only for a single valuation date. Moreover, their values at different valuation dates cannot be inferred from the adjudication data, since the same ID does not correspond to the same insured individual across the separate data tables. Note also that usual out-of-sample validation is not applicable since the data itself is biased.

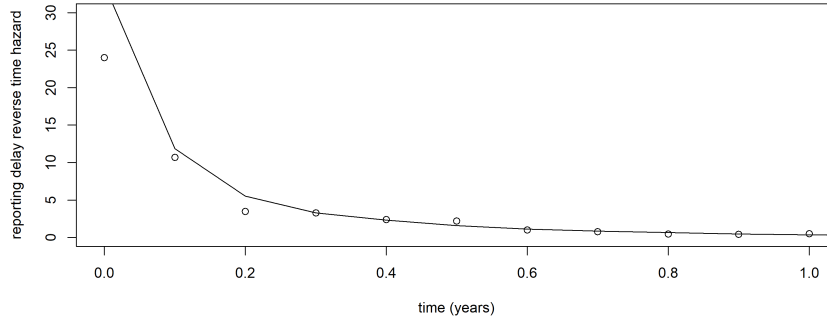


FIG 5. Fitted rate (line) and occurrence-exposure rate (points) for the reverse time hazard of the reporting delay distribution.

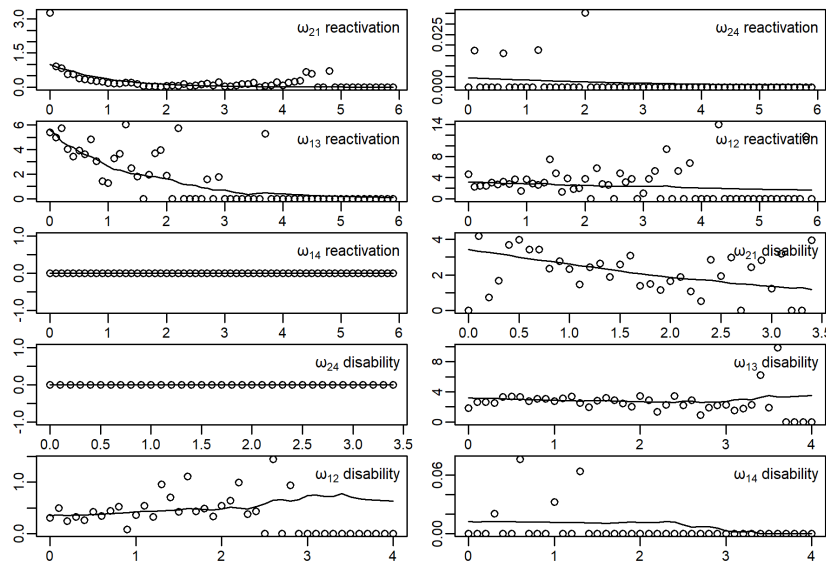


FIG 6. Fitted rates (lines) and occurrence-exposure rates (points) for the adjudication hazards graphed as a function of the duration since the unadjudicated event occurred.

In Figure 5, we use the link between reverse time hazard estimation and Poisson regression, which is described in Section D of the Supplementary material, to plot the fitted reverse time hazard rates against empirical occurrence-exposure rates. The model shows no obvious lack of goodness-of-fit. Figure 6 contains similar plots for the adjudication hazards as a function of the duration since the unadjudicated event occurred and which also do not show no systematic deviations.

7. Closing Remarks. We have proposed a parametric two-step method to estimate hazards when data is left-truncated, right-censored, and contaminated by reporting delays and incomplete event adjudication. We proved that the estimators and their bootstrapped versions are weakly consistent and asymptotically normal. The numerical study showed favorable performance of the proposed method compared to other alternatives, but also highlighted that for small hazards the Poisson approximation performs reasonably while being considerably less computationally demanding. Our approach overcomes the need for back-censoring, meaning that the most recent data may be used. This feature is particularly useful in monitoring the emergence of new trends on a population level, confer with the data application in Section 6.

Section A–G of the Supplementary material, Tables, and Figures referenced in Sections 2–6 are available in Supplement A of the Supplementary material. The R code and the LEC-DK19 data are available on GitHub: <https://github.com/oliversandqvist/Web-appendix-estimation-contamination>.

Acknowledgments. Oliver Lunding Sandqvist is an Industrial PhD student at PFA Pension and Kristian Buchardt is an Affiliated Professor of Actuarial Mathematics at the University of Copenhagen. Significant parts of the research presented in this paper were carried out while Kristian Buchardt was employed at PFA Pension. The authors thank Munir Hiabu for insightful comments that helped improve the manuscript.

Funding. Oliver Lunding Sandqvist’s research has partly been funded by the Innovation Fund Denmark (IFD) under File No. 1044-00144B.

SUPPLEMENTARY MATERIAL

Supplement A: Proofs and additional details.

We provide proofs and additional details for the methods proposed in this paper.

Supplement B: Code and data.

We provide the R implementation and data used in this paper.

REFERENCES

- ADÉKAMBI, F. and CHRISTIANSEN, N.C. (2017). Integral and differential equations for the moments of multi-state models in health insurance. *Scandinavian Actuarial Journal* 2017, 29–50.
- ANDERSEN, P.K., BORGAN, O., GILL, R.D., and KEIDING, N. (1993). *Statistical Models Based on Counting Processes*. New York: Springer.
- BECKER, N.G. and CUI, J.S. (1997). Estimating a delay distribution from incomplete data, with application to reporting lags for AIDS cases. *Statistics in Medicine* 16, 2339–2347.
- BLADT, M. and FURRER, C. (2024). Expert Kaplan–Meier estimation. *Scandinavian Actuarial Journal* 2024, 1–27.
- CASPER, T.C. and COOK, T.D. (2012). Estimation of the mean frequency function for recurrent events when ascertainment of events is delayed. *International Journal of Biostatistics* 8, 1–20.
- CHAMBERLAIN, G. (1987). Asymptotic efficiency in estimation with conditional moment restrictions. *Journal of Econometrics* 34, 305–334.
- COOK, T.D. (2000). Adjusting survival analysis for the presence of unadjudicated study events. *Controlled clinical trials* 21, 208–222.
- COOK, T.D. and KOSOROK, M.R. (2004). Analysis of time-to-event data with incomplete event adjudication. *Journal of the American Statistical Association* 99, 1140–1152.
- DELSOL, L. and VAN KEILEGOM, I. (2020). Semiparametric M-estimation with non-smooth criterion functions. *Annals of the Institute of Statistical Mathematics* 72, 577–605.
- EFRON, B. (1979). Bootstrap methods: Another look at the jackknife. *Annals of Statistics* 7, 1–26.
- ESBJERG, S., KEIDING, N., and KOCH-HENRIKSEN, N. (1999). Reporting delay and corrected incidence of multiple sclerosis. *Statistics in Medicine* 18, 1691–1706.
- GROSS, S.T. and LAI, T.L. (1996). Bootstrap methods for truncated and censored data. *Statistica Sinica* 6, 509–530.
- HAHN, J. (1996). A note on bootstrapping generalized method of moments estimators. *Econometric Theory* 12, 187–197.
- HALBERT, W. (1982). Maximum likelihood estimation of misspecified models. *Econometrica* 50, 1–25.
- HANSEN, L.P. (1982). Large sample properties of generalized method of moments estimators. *Econometrica* 50, 1029–1054.
- HOEM, J.M. and AALEN, O.O. (1978). Actuarial values of payment streams. *Scandinavian Actuarial Journal* 1978, 38–47.
- HU, P. and TSIATIS, A.A. (1996). Estimating the survival distribution when ascertainment of vital status is subject to delay. *Biometrika* 83, 371–380.
- HWANG, J. and SUN, Y. (2018). Should we go one step further? An accurate comparison of one-step and two-step procedures in a generalized method of moments framework. *Journal of Econometrics* 207, 381–405.

- ICHIMURA, H. and LEE, S. (2010). Characterization of the asymptotic distribution of semiparametric M-estimators. *Journal of Econometrics* **159**, 252–266.
- KALBFLEISCH, J.D. and LAWLESS, J.F. (1989). Inference based on retrospective ascertainment: An analysis of the data on transfusion-related AIDS. *Journal of the American Statistical Association* **84**, 360–372.
- KALBFLEISCH, J.D. and LAWLESS, J.F. (1991). Regression models for right truncated data with applications to AIDS incubation times and reporting lags. *Statistica Sinica* **1**, 19–32.
- KRISTENSEN, D. and SALANIÉ, B. (2017). Higher-order properties of approximate estimators. *Journal of Econometrics* **198**, 189–208.
- LAGAKOS, S.W., BARRAJ, L.M., and DE GRUTTOLA, V. (1988). Nonparametric analysis of truncated survival data, with application to AIDS. *Biometrika* **75**, 515–523.
- LITTLE, R.J. (2021). Missing data assumptions. *Annual Review of Statistics and Its Application* **8**, 89–107.
- MURPHY, K.M. and TOPEL, R.H. (1985). Estimation and inference in two-step econometric models. *Journal of Business & Economic Statistics* **3**, 370–379.
- MØLLER, C.M. (1993). A stochastic version of Thiele’s differential equation. *Scandinavian Actuarial Journal* 1993, 1–16.
- NATIONAL ASSOCIATION OF INSURANCE COMMISSIONERS (2023). *U.S. Health Insurance Industry Analysis Report*. From <https://content.naic.org/sites/default/files/topics-industry-snapshot-analysis-reports-2023-annual-report-health.pdf>.
- NEWBY, W.K. and MCFADDEN, D.L. (1994). *Large sample estimation and hypothesis testing*. In: *Handbook of Econometrics* (eds. R.F. Engle, D.L. McFadden), 2111–2245. Amsterdam: Elsevier.
- NORBERG, R. (2005). Anomalous PDEs in Markov chains: Domains of validity and numerical solutions. *Finance and Stochastics* **9**, 519–537.
- NOUFAILY, A., FARRINGTON, P., GARTHWAITE, P., ENKI, D.G., ANDREWS, N., and CHARLETT, A. (2016). Detection of infectious disease outbreaks from laboratory data with reporting delays. *Journal of the American Statistical Association* **111**, 488–499.
- OGATA, Y. (1981). On Lewis’ simulation method for point processes. *IEEE* **27**, 23–31.
- PAGANO, M., TU, X.M., DE GRUTTOLA, V., and MAWHINNEY, S. (1994). Regression analysis of censored and truncated data: Estimating reporting-delay distributions and AIDS Incidence from surveillance data. *Biometrics* **50**, 1203–1214.
- PSOTKA, M.A., ABRAHAM, W.T., FIUZAT, M., FILIPPATOS, G., LINDENFELD, J., AHMAD, T., et al. (2020). Conduct of clinical trials in the era of COVID-19: JACC Scientific Expert Panel. *Journal of the American College of Cardiology* **76**, 2368–2378.
- STONER, O., HALLIDAY, A., and ECONOMOU, T. (2023). Correcting delayed reporting of COVID-19 using the generalized-Dirichlet-multinomial method. *Biometrics* **79**, 2537–2550.
- SWISS RE (2022). *The Legacy of COVID-19: The ongoing mental health impact on Australia’s community*. White paper. From <https://www.swissre.com/dam/jcr:affd6238-0c29-4ebd-9808-ed32159c09b0/white-paper-the-legacy-of-covid-19-mental-health-impact-on-australias-community.pdf>.
- VAN DER LAAN, M.J. and HUBBARD, A.E. (1998). Locally efficient estimation of the survival distribution with right-censored data and covariates when collection of data is delayed. *Biometrika* **85**, 771–783.
- VERBELEN, R., ANTONIO, K., CLAESKENS, G., and CREVECOEUR, J. (2022). Modeling the occurrence of events subject to a reporting delay via an EM algorithm. *Statistical Science* **37**, 394–410.
- YANG, L., SHI, P., and HUANG, S. (2024). A copula model for marked point process with a terminal event: An application in dynamic prediction of insurance claims. *Annals of Applied Statistics* **18**, 2679–2704.

SUPPLEMENTARY MATERIAL FOR ‘ESTIMATION FOR MULTISTATE MODELS SUBJECT TO REPORTING DELAYS AND INCOMPLETE EVENT ADJUDICATION WITH APPLICATION TO DISABILITY INSURANCE’

BY KRISTIAN BUCHARDT, CHRISTIAN FURRER AND OLIVER SANDQVIST

The supplementary material is organized as follows. Section **A** provides a discussion of the link between the proposed estimation procedure and imputation. In Section **B**, we prove Lemma 1 and derive an error-bound for the Poisson approximation. In Section **C**, we discuss the estimation procedure and its efficiency under endogenous reporting delays. Section **D** provides a way to implement parts of the proposed estimation procedure via Poisson regression and explains how this link may be used to construct goodness-of-fit plots. In Section **E**, we derive the large-sample behavior of our estimators and prove Theorem 1. Section **F** contains further details regarding the data-generating mechanism used in the numerical study as well as additional figures and tables. Section **G** contains additional figures and tables for the data application.

A. Relation to Imputation. The proposed estimation procedure corresponds to frequentist imputation when the number of imputations b tends to infinity. With finite b , one may form a single ‘clustered data’ objective function $\frac{1}{b} \sum_{j=1}^b \frac{1}{n} \sum_{i=1}^n \ell(\boldsymbol{\theta}; \mathbf{f}, k_{ij})$, where k_{ij} is the imputed value of the adjudication outcome for individual i in the imputed dataset j . This procedure is described and analyzed in Wang and Robins (1998), Robins and Wang (2000), and Kim (2011) for both finite b and in the limit $b \rightarrow \infty$. An approximate maximizer of $\sum_{i=1}^n \ell(\mathbf{Z}_i, \boldsymbol{\theta}; \mathbf{f}, \mathbf{g})$ could thus alternatively have been based on a large but finite number of imputed datasets (simulating k_{ij} based on its distribution under \mathbf{g} conditional on \mathbf{Z}_i), where the user inputs the $b \times n$ observations as ‘independent’ observations into a standard algorithm that is able to maximize $\ell(\boldsymbol{\theta}; \mathbf{f})$. For finite b , one may alternatively use the multiple imputation approach described on p. 76 of Rubin (1987), where an estimate $\hat{\boldsymbol{\theta}}_{nj}$ ($j = 1, \dots, b$) is computed for each of the b imputed datasets by generating the imputed values under the posterior distribution of the missing values given the observed values under some specified Bayesian model. A final estimate is then formed by $\hat{\boldsymbol{\theta}}_n = \frac{1}{b} \sum_{j=1}^b \hat{\boldsymbol{\theta}}_{nj}$. Under some regularity assumptions, p. 117 of Robins and Wang (2000) shows these procedures to be n -asymptotically equivalent for $b = \infty$, while for finite b they have the same asymptotic mean but the frequentist method has a strictly smaller asymptotic variance.

B. Distribution of the Thinned Marked Point Process.

B.1. Proof of Lemma 1. We derive an operational expression for the hazard μ_{jk} , which in turn gives an expression for the partial log-likelihood $\ell(\boldsymbol{\theta}; \mathbf{f})$. The calculations become straightforward by focusing on the jump-time and jump-mark distribution of the next jump in $(T_m, Y_m)_{m \geq 1}$ given the previous jump-times and jump-marks. Let $\mathbf{J}_m^* = (T_\ell^*, Y_\ell^*)_{1 \leq \ell \leq m}$ and $\mathbf{J}_m = (T_\ell, Y_\ell)_{1 \leq \ell \leq m}$ denote the first m jump-times and jump-marks. The baseline covariates are suppressed throughout.

PROOF. Let P be the distribution under $\boldsymbol{\theta}$ and \mathbf{f} . All calculations hold on the event $(T_m < \infty)$. For the jump-time distribution, Assumption 1 implies that

$$P(T_{m+1} \leq t \mid \mathbf{J}_m)$$

$$\begin{aligned}
&= P(T_{m+1}^* \leq t, T_{m+1}^* + U_{m+1}^* \leq \eta \mid \mathbf{J}_m^*, T_m^* + U_m^* \leq \eta) \\
&= P(T_m^* + U_m^* \leq \eta \mid \mathbf{J}_m^*)^{-1} \times \int_0^t \int_0^{\eta-s} P(U_{m+1}^* \in du \mid \mathbf{J}_m^*, T_{m+1}^* = s) P(T_{m+1}^* \in ds \mid \mathbf{J}_m^*).
\end{aligned}$$

For $P(U_{m+1}^* \in du \mid \mathbf{J}_m^*, T_{m+1}^* = s)$, one may use the law of total probability with respect to Y_{m+1}^* to get

$$P(U_{m+1}^* \in du \mid \mathbf{J}_m^*, T_{m+1}^* = s) = \sum_{k=1}^J \text{pr}_U \{ du; (\mathbf{J}_m^*, s, k), \mathbf{f} \} \frac{\mu_{Y_m^* k}^*(s; \mathbf{J}_m^*, \boldsymbol{\theta})}{\mu_{Y_m^* \cdot}^*(s; \mathbf{J}_m^*, \boldsymbol{\theta})}.$$

Furthermore,

$$P(T_{m+1}^* \in ds \mid \mathbf{J}_m^*) = 1_{(s \geq T_m^*)} \exp \left\{ - \int_{T_m^*}^s \mu_{Y_m^* \cdot}^*(v; \mathbf{J}_m^*, \boldsymbol{\theta}) dv \right\} \mu_{Y_m^* \cdot}^*(s; \mathbf{J}_m^*, \boldsymbol{\theta}) ds$$

by Assumption 1. Inserting these results gives

$$\begin{aligned}
P(T_{m+1} \leq t \mid \mathbf{J}_m) &= \text{pr}_U(\eta - T_m^*; \mathbf{J}_m^*, \mathbf{f})^{-1} \times \int_{T_m^*}^t \exp \left\{ - \int_{T_m^*}^s \mu_{Y_m^* \cdot}^*(v; \mathbf{J}_m^*, \boldsymbol{\theta}) dv \right\} \\
&\quad \times \sum_{k=1}^J \text{pr}_U \{ \eta - s; (\mathbf{J}_m^*, s, k), \mathbf{f} \} \mu_{Y_m^* k}^*(s; \mathbf{J}_m^*, \boldsymbol{\theta}) ds.
\end{aligned}$$

We now move on to the jump-mark distribution. For $t \leq \eta$,

$$\begin{aligned}
P(Y_{m+1} = k \mid \mathbf{J}_m, T_{m+1} = t) &= P(Y_{m+1}^* = k \mid \mathbf{J}_m^*, T_{m+1}^* = t, T_{m+1}^* + U_{m+1}^* \leq \eta) \\
&= \frac{P(Y_{m+1}^* = k, U_{m+1}^* \leq \eta - t \mid \mathbf{J}_m^*, T_{m+1}^* = t)}{P(U_{m+1}^* \leq \eta - t \mid \mathbf{J}_m^*, T_{m+1}^* = t)}.
\end{aligned}$$

Similar factorizations to before lead to

$$\begin{aligned}
P(Y_{m+1} = k \mid \mathbf{J}_m, T_{m+1} = t) &= \frac{\text{pr}_U \{ \eta - t; (\mathbf{J}_m^*, t, k), \mathbf{f} \} \mu_{Y_m^* k}^*(t; \mathbf{J}_m^*, \boldsymbol{\theta})}{\sum_{\ell=1}^J \text{pr}_U \{ \eta - t; (\mathbf{J}_m^*, t, \ell), \mathbf{f} \} \mu_{Y_m^* \ell}^*(t; \mathbf{J}_m^*, \boldsymbol{\theta})} \\
&= \frac{\nu_{Y_m^* k}^*(t; \mathbf{J}_m^*, \boldsymbol{\theta}, \mathbf{f})}{\nu_{Y_m^* \cdot}^*(t; \mathbf{J}_m^*, \boldsymbol{\theta}, \mathbf{f})}.
\end{aligned}$$

Therefore,

$$\begin{aligned}
&\frac{P(T_{m+1} \in dt, Y_{m+1} = k \mid \mathbf{J}_m)}{P(T_{m+1} \geq t \mid \mathbf{J}_m)} \\
&= \frac{\exp \left\{ - \int_{T_m^*}^t \mu_{Y_m^* \cdot}^*(s; \mathbf{J}_m^*, \boldsymbol{\theta}) ds \right\} \nu_{Y_m^* k}^*(t; \mathbf{J}_m^*, \boldsymbol{\theta}, \mathbf{f})}{\text{pr}_U(\eta - T_m^*; \mathbf{J}_m^*, \mathbf{f}) - \int_{T_m^*}^t \exp \left\{ - \int_{T_m^*}^s \mu_{Y_m^* \cdot}^*(v; \mathbf{J}_m^*, \boldsymbol{\theta}) dv \right\} \nu_{Y_m^* \cdot}^*(s; \mathbf{J}_m^*, \boldsymbol{\theta}, \mathbf{f}) ds} dt.
\end{aligned}$$

By Jacod's formula for the intensity, see Proposition (3.1) of [Jacod \(1975\)](#), we immediately get

$$\mu_{jk} \{ t; \mathbf{J}(t-), \boldsymbol{\theta}, \mathbf{f} \} = \gamma(t) \times \nu_{jk} \{ t; \mathbf{J}(t-), \boldsymbol{\theta}, \mathbf{f} \}$$

on $\{I_j(t) = 1\}$ using

$$\exp \left(- \int_{T_m^*}^t \mu_{Y_m^* \cdot}^*(s; \mathbf{J}_m^*, \boldsymbol{\theta}) ds \right) = 1 - \int_{T_m^*}^t \exp \left(- \int_{T_m^*}^s \mu_{Y_m^* \cdot}^*(v; \mathbf{J}_m^*, \boldsymbol{\theta}) dv \right) \mu_{Y_m^* \cdot}^*(s; \mathbf{J}_m^*, \boldsymbol{\theta}) ds.$$

□

REMARK 1. Expressing the thinned hazard in terms of the original hazard allows one to use observations in the thinned process to estimate the original hazard. Usually one has some expert knowledge about the form of the underlying hazard, while positing a reasonable model for the thinned hazard can be more challenging. Therefore, it becomes natural to express the thinned hazard in terms of the original hazard, as is our approach. If one had instead sought to use a data-adaptive method to estimate the thinned hazard μ directly, it would have been more natural to invert the above formula to obtain an expression for the original hazard μ^* as a function of μ . Under sufficient smoothness conditions, one can obtain a coupled system of differential equations for the hazards $\mu_{jk}^*\{s; \mathbf{J}(s-), \boldsymbol{\theta}\}$ in terms of $\mu_{jk}\{s; \mathbf{J}(s-), \boldsymbol{\theta}\}$. We briefly sketch the argument. Note that, on $(T_m < \infty, Y_m = j)$,

$$\begin{aligned} & \exp \left\{ - \int_{T_m}^t \mu_{j\cdot}(s; \mathbf{J}_m, \boldsymbol{\theta}, \mathbf{f}) ds \right\} \mu_{jk}(t; \mathbf{J}_m, \boldsymbol{\theta}, \mathbf{f}) \\ &= \exp \left\{ - \int_{T_m}^t \mu_{j\cdot}^*(s; \mathbf{J}_m, \boldsymbol{\theta}) ds \right\} \mu_{jk}^*(t; \mathbf{J}_m, \boldsymbol{\theta}) \times \frac{\text{pr}_U\{\eta - t; (\mathbf{J}_m, t, k), \mathbf{f}\}}{\text{pr}_U(\eta - T_m; \mathbf{J}_m, \mathbf{f})}. \end{aligned}$$

This follows by casting $\mathbb{P}(T_{m+1} \in dt \mid \mathbf{J}_m) \mathbb{P}(Y_{m+1} = k \mid \mathbf{J}_m, T_{m+1} = t)$ first in terms of μ , invoking the definition of μ_{jk} , and secondly using the expressions obtained above. Applying the logarithm and differentiating with respect to t gives a differential equation for μ_{jk}^* . Together, these differential equations form a system of nonlinear quadratic differential equations which may be solved numerically.

REMARK 2. If instead of imposing a parametric model, one had assumed the generalized Cox model of [Dabrowska \(1997\)](#), which allows for time-dependent covariates, the derivation of the hazard in the thinned marked point process would be unchanged, implying that μ_{jk} would no longer be on the proportional hazards form. However, ν_{jk} stays on the proportional hazards form since the baseline hazard absorbs the reporting delay distribution. When using the smoothed profile likelihood of [Dabrowska \(1997\)](#) and the Poisson approximation, one may thus ignore reporting delays for inference about the parametric part of a Cox model.

B.2. *Approximating the hazard.* Recall

$$\tilde{\gamma}(t) = \frac{1 - \int_{t-V_{t-}}^t P^*\{s; \mathbf{J}(s-), \boldsymbol{\theta}\} \mu_{j\cdot}^*\{s; \mathbf{J}(s-), \boldsymbol{\theta}\} ds}{1 - \int_{t-V_{t-}}^t P^*\{s; \mathbf{J}(s-), \boldsymbol{\theta}\} \nu_{j\cdot}\{s; \mathbf{J}(s-), \boldsymbol{\theta}, \mathbf{f}\} ds}.$$

Since $\nu_{jk}\{s; \mathbf{J}(s-), \boldsymbol{\theta}, \mathbf{f}\} \leq \mu_{jk}^*\{s; \mathbf{J}(s-), \boldsymbol{\theta}\}$, it holds that $\tilde{\gamma}(t) \leq 1$. Conversely, it holds that $\nu_{j\cdot}\{s; \mathbf{J}(s-), \boldsymbol{\theta}, \mathbf{f}\} \geq 0$ so $\tilde{\gamma}(t) \geq P^*\{t; \mathbf{J}(t-), \boldsymbol{\theta}\}$. These are the bounds reported in the main text. To show that $\tilde{\mu}_{jk}$ and ν_{jk} only differ by a second order term, impose [Assumption 5](#).

ASSUMPTION 5. As a function of s , the hazards $\mu_{jk}(s; \mathbf{J}, \boldsymbol{\theta}, \mathbf{f})$ and $\nu_{jk}(s; \mathbf{J}, \boldsymbol{\theta}, \mathbf{f})$ are continuous and almost everywhere continuously differentiable.

[Assumption 5](#) is not used elsewhere in the paper, but similar assumptions are made when deriving asymptotic properties of the estimators. [Assumption 5](#) implies that the hazards are almost everywhere continuously differentiable so Taylor's theorem with Lagrange remainder at the point $t - V_{t-}$ and some straightforward calculations yield that

$$\begin{aligned} \tilde{\gamma}(t) &= 1 + V_{t-} \times \mu_{j\cdot}^*\{\zeta; \mathbf{J}(\zeta-), \boldsymbol{\theta}\} \times P^*\{\zeta; \mathbf{J}(\zeta-), \boldsymbol{\theta}\} \\ &\times \left(\frac{\nu_{j\cdot}\{\zeta; \mathbf{J}(\zeta-), \boldsymbol{\theta}, \mathbf{f}\}}{\mu_{j\cdot}^*\{\zeta; \mathbf{J}(\zeta-), \boldsymbol{\theta}\}} \left[1 - \int_{t-V_{t-}}^{\zeta} P^*\{s; \mathbf{J}(s-), \boldsymbol{\theta}\} \mu_{j\cdot}^*\{s; \mathbf{J}(s-), \boldsymbol{\theta}\} ds \right] \right) \end{aligned}$$

$$\begin{aligned}
& + \int_{t-V_{t-}}^{\zeta} P^*\{s; \mathbf{J}(s-), \boldsymbol{\theta}\} \nu_j \cdot \{s; \mathbf{J}(s-), \boldsymbol{\theta}, \mathbf{f}\} ds - 1) \\
& \times \left[1 - \int_{t-V_{t-}}^{\zeta} P^*\{s; \mathbf{J}(s-), \boldsymbol{\theta}\} \nu_j \cdot \{s; \mathbf{J}(s-), \boldsymbol{\theta}, \mathbf{f}\} ds \right]^{-2} \\
& = 1 + R(t)
\end{aligned}$$

for some ζ between $t - V_{t-}$ and t . Since $\tilde{\gamma}$ is bounded above by one, the term $R(t)$ is negative. The term $\nu_j \cdot \{\zeta; \mathbf{J}(\zeta-), \boldsymbol{\theta}, \mathbf{f}\} / \mu_{j \cdot}^* \cdot \{\zeta; \mathbf{J}(\zeta-), \boldsymbol{\theta}\} \times \left[1 - \int_{t-V_{t-}}^{\zeta} P^*\{s; \mathbf{J}(s-), \boldsymbol{\theta}\} \times \mu_{j \cdot}^* \cdot \{s; \mathbf{J}(s-), \boldsymbol{\theta}\} ds \right]$ is positive and $R(t)$ thus becomes more negative by removing this term. We thus get the following crude bound:

$$\begin{aligned}
|R(t)| & \leq V_{t-} \times \mu_{j \cdot}^* \cdot \{\zeta; \mathbf{J}(\zeta-), \boldsymbol{\theta}\} \times P^*\{\zeta; \mathbf{J}(\zeta-), \boldsymbol{\theta}\} \\
& \quad \times \frac{1 - \int_{t-V_{t-}}^{\zeta} P^*\{s; \mathbf{J}(s-), \boldsymbol{\theta}\} \nu_j \cdot \{s; \mathbf{J}(s-), \boldsymbol{\theta}, \mathbf{f}\} ds}{\left[1 - \int_{t-V_{t-}}^{\zeta} P^*\{s; \mathbf{J}(s-), \boldsymbol{\theta}\} \nu_j \cdot \{s; \mathbf{J}(s-), \boldsymbol{\theta}, \mathbf{f}\} ds \right]^2} \\
& = V_{t-} \times \mu_{j \cdot}^* \cdot \{\zeta; \mathbf{J}(\zeta-), \boldsymbol{\theta}\} \times \tilde{\gamma}(\zeta) \\
& \leq V_{t-} \times \mu_{j \cdot}^* \cdot \{\zeta; \mathbf{J}(\zeta-), \boldsymbol{\theta}\}.
\end{aligned}$$

The bound in the main text now follows by using that

$$\nu_{jk}\{t; \mathbf{J}(t-), \boldsymbol{\theta}, \mathbf{f}\} \leq \mu_{j \cdot}^* \cdot \{t; \mathbf{J}(t-), \boldsymbol{\theta}\} \leq \sup_{s \in [t-V_{t-}, t]} \mu_{j \cdot}^* \cdot \{s; \mathbf{J}(s-), \boldsymbol{\theta}\}.$$

C. Fully Endogenous Reporting Delays.

C.1. Estimation procedure. In the proposed method, adjudication enters exogenously while reporting delays enter partially exogenously and partially endogenously with respect to the marked point process of interest. Included jumps are on the form $(T_m^*, Y_m^*) \times 1_{(T_m^* + U_m^* \leq \eta)}$ instead of the fully endogenous form $(T_m^*, Y_m^*, U_m^*) \times 1_{(T_m^* + U_m^* \leq \eta)}$, while the adjudication information $\mathcal{A}_{\langle \eta \rangle, \eta}$ only affects the imputation of $\xi_{\langle \eta \rangle}$. Here, we investigate what happens if reporting delays instead are made fully endogenous. A result of this is that one must describe how subsampling by prior reporting delays affects the intensity of future jumps. However, if one is able to specify this correctly, for example through independence assumptions, there would be an efficiency gain in using the resulting estimator. If $\mathcal{A}_{m,t}$ is generated by a marked point process, one could similarly make the adjudication information endogenous by extending with these jump-times and jump-marks. However, it seems reasonable to retain adjudication as exogeneous, as opposed to reporting delays, since the latter often stem from the subject's conduct, while adjudication likely results from the internal processes of the data collector. This leads to a marked point process $(T_m^*, Y_m^*, U_m^*)_{m \geq 1}$. To relate the hazards of this model to the hazards of $(T_m^*, Y_m^*)_{m \geq 1}$, one has to posit a model for how the hazards subsampled on reporting delays compare to the ones where one does not condition on prior reporting delays. An example of such a model could be the full independence $(T_{m+1}^*, Y_{m+1}^*) \perp\!\!\!\perp U_1^*, \dots, U_m^* \mid \mathbf{J}_m^*$, meaning that the hazards are unchanged by the additional information. Define $\mathbf{J}_U(t)$ as the time t event history of $(T_m, Y_m, U_m)_{m \geq 1}$. Redoing the calculations of the distribution of the thinned marked point process leads to the partial

likelihood

$$\begin{aligned} \ell(\boldsymbol{\theta}; \mathbf{f}) &= \sum_{j,k=1}^J \int_V^C \log \mu_{jk}\{t; \mathbf{X}, \mathbf{J}_U(t-), \boldsymbol{\theta}, \mathbf{f}\} dN_{jk}(t) \\ &\quad - \int_V^C I_j(t) \mu_{jk}\{t; \mathbf{X}, \mathbf{J}_U(t-), \boldsymbol{\theta}, \mathbf{f}\} dt \\ &\quad + \int_V^C \log \left(\frac{\text{pr}_U[dU_{N..}(t); \{\mathbf{J}_U(t-), t, k\}, \mathbf{f}]}{\text{pr}_U[\eta - t; \{\mathbf{J}_U(t-), t, k\}, \mathbf{f}]} \right) dN_{jk}(t). \end{aligned}$$

In a slight abuse of notation, we have reused the previous notations $\ell(\boldsymbol{\theta}; \mathbf{f})$ and μ_{jk} , where the latter now reads $\mu_{jk}\{t; \mathbf{J}_U(t-), \boldsymbol{\theta}, \mathbf{f}\} = \gamma(t) \times \nu_{jk}\{t; \mathbf{J}_U(t-), \boldsymbol{\theta}, \mathbf{f}\}$ for

$$\gamma(t) = \frac{1 - \int_{t-V_{t-}}^t P^*\{s; \mathbf{J}(s-), \boldsymbol{\theta}\} \mu_{j\cdot}^*\{s; \mathbf{J}(s-), \boldsymbol{\theta}\} ds}{\text{pr}_U\{\eta - (t - V_{t-}); \mathbf{J}(t - V_{t-}), \mathbf{f}\} - \int_{t-V_{t-}}^t P^*\{s; \mathbf{J}(s-), \boldsymbol{\theta}\} \nu_{j\cdot}\{s; \mathbf{J}_U(s-), \boldsymbol{\theta}, \mathbf{f}\} ds}$$

and $\nu_{jk}\{t; \mathbf{J}_U(t-), \boldsymbol{\theta}, \mathbf{f}\} = \mu_{jk}^*\{t; \mathbf{J}(t-), \boldsymbol{\theta}\} \text{pr}_U[\eta - t; \{\mathbf{J}_U(t-), t, k\}, \mathbf{f}]$. Adjusting for adjudication then leads us to introduce $\ell(\mathbf{Z}, \boldsymbol{\theta}; \mathbf{f}, \mathbf{g}) = \mathbb{E}_{\mathbf{g}}\{\ell(\boldsymbol{\theta}; \mathbf{f}) \mid \mathbf{Z}\} = w(0, \mathbf{Z}; \mathbf{g})\ell(\boldsymbol{\theta}; \mathbf{f}, 0) + w(1, \mathbf{Z}; \mathbf{g})\ell(\boldsymbol{\theta}; \mathbf{f}, 1)$. The estimation algorithm becomes more involved, even under the Poisson approximation, since \mathbf{f} in the optimizing step now additionally enters into the first two terms of $\ell(\boldsymbol{\theta}, \mathbf{f})$. For fixed \mathbf{f} , the estimation of $\boldsymbol{\theta}$ proceeds as in Section 3.3. This suggests to optimize $\ell(\boldsymbol{\theta}; \mathbf{f})$ by defining $\hat{\boldsymbol{\theta}}_n(\mathbf{f})$ as the estimated value of $\boldsymbol{\theta}$ for a fixed value \mathbf{f} , and then optimizing $\ell\{\hat{\boldsymbol{\theta}}_n(\mathbf{f}); \mathbf{f}\}$ over \mathbf{f} using some suitable numerical optimizer.

C.2. Efficiency. To discuss efficiency, we assume as in Section 4 that scores exist and we work in a neighborhood of the true parameter where the score has a unique zero. We also impose certain regularity conditions such that $\hat{\boldsymbol{\theta}}_n$ is asymptotically normal in both cases. In principle, the efficiency gain or loss by making the reporting delays endogenous can be inferred by comparing the expressions for the asymptotic variance of $\hat{\boldsymbol{\theta}}_n$ in the two cases. The relation between the covariance matrices, however, appears unclear in the general case. Since the space of distributions satisfying the moment conditions in the case where reporting delays are endogenous is strictly contained in the space of distributions satisfying the moment conditions in the partially endogenous case, the semiparametric efficiency bound in the fully endogenous case is smaller or equal to the one in the partially endogenous case. Consequently, when using the optimal weighting estimator as discussed in Section 4, the estimator in the fully endogenous case is at least as efficient as the one in the partially endogeneous case.

C.3. Admissibility in data application. The assumption of full independence is not admissible for the disability semi-Markov application of Section 6. This is due to the fact that it is assumed that death has no reporting delay, while monotone reporting remains imposed; this has the effect that knowing (T_m^*, U_m^*) implies that a death cannot have occurred in $[T_m^*, T_m^* + U_m^*]$. It might then instead be natural to say that the only extra information gained by conditioning on reporting delays is that the subject has not died before $T_m^* + U_m^*$. In Section 6 of Hoem (1972), the author obtains an expression for the transition probabilities and rates of a semi-Markov process conditional on the time of absorption not having occurred before a given time. Let Y be a semi-Markov process with duration process V , and let the transition probabilities be denoted $p_{jk}^*(s, t, u, z) = \mathbb{P}(Y_t = k, V_t \leq z \mid Y_s = j, V_s = u)$. Assume the state space $1, \dots, J$ can be partitioned into two parts \mathbf{R}_1 and \mathbf{R}_2 , where \mathbf{R}_2 is absorbing in the

sense that \mathbf{R}_1 cannot be reached from \mathbf{R}_2 . The transition rates conditional on being in \mathbf{R}_1 at time t are given by

$$\mu_{jk}^*(s, u; t) = \mu_{jk}^*(s, u) \frac{\sum_{i \in \mathbf{R}_1} p_{ki}^*(s, t, 0, \infty)}{\sum_{i \in \mathbf{R}_1} p_{ji}^*(s, t, u, \infty)}$$

for $s < t$ and $j \in \mathbf{R}_1$, while $\mu_{jk}^*(s, u; t) = \mu_{jk}^*(s, u)$ for $s \geq t$. So in principle, this situation may also be handled by our approach. However, it would make the estimation procedure considerably more computationally demanding since the inclusion of the transition probabilities p_{jk}^* adds another layer of numerical integration that has to be performed separately for each candidate value of θ .

D. Implementation of Estimation Procedure. A general approach to implementation of the estimation procedure for our parametric models is to discretize the integrals and use Poisson regression. For counting process likelihoods written in terms of the usual hazards, this is well-known and has been noted in, for instance, [Lindsey \(1995\)](#), but we see that this is also true for the reporting delay distribution parameterized in terms of reverse time hazards, as well as for the Poisson approximation of the likelihood. Contrary to the other supplements, here the dependence on baseline covariates is made explicit.

Select a partition $0 = t_0 < \dots < t_A = \eta$ and discretize the likelihood according to this partition. Then

$$\begin{aligned} \ell_\xi(\mathbf{Z}^{\text{obs}}, \mathbf{g}) = & \sum_{m=1}^{\langle \eta \rangle} \sum_{j,k=1}^K \sum_{a=0}^{A-1} \log \omega_{jk}(t_a; \mathcal{H}_{t_a}, \mathbf{g}) O_{jk}^\xi(a, m) \\ & - \omega_{jk}(t_a; \mathcal{H}_{t_a}, \mathbf{g}) E_j^\xi(a, m) + \varepsilon_\xi(A) \end{aligned}$$

where $O_{jk}^\xi(a, m) = N_{m,jk}(t_{a+1}) - N_{m,jk}(t_a)$ and $E_j^\xi(a, m) = \int_{t_a}^{t_{a+1}} I_{m,j}(s) ds$ are the adjudication occurrences and exposures, respectively, while $\varepsilon_\xi(A) \rightarrow 0$ for $A \rightarrow \infty$. Multiplying with the exposures inside the logarithm term, we recognize this as the likelihood corresponding to the situation where $O_{jk}^\xi(a, m)$, ($a = 0, \dots, A-1; m = 1, \dots, \langle \eta \rangle; j, k = 1, \dots, K$), are mutually independent Poisson random variables with mean $\log\{\omega_{jk}(t_a; \mathcal{H}_{t_a}, \mathbf{g}) E_j^\xi(a, m)\}$. This further corresponds to a generalized linear model with the Poisson family, log link, mean $\log \omega_{jk}(t_a; \mathcal{H}_{t_a}, \mathbf{g})$, and offset $\log E_j^\xi(a, m)$. The discretization may either be seen as an approximation which converges to the true criterion function for $A \rightarrow \infty$, or it may be seen as the true likelihood if the partition is chosen to be equal to the precision of the time measurement.

Similarly for the reporting delays, let $\bar{t}_a = (t_{a+1} + t_a)/2$ and note that

$$\begin{aligned} \ell_U(\mathbf{f}) = & \sum_{m=1}^{N_c(\eta)} \sum_{a=0}^{A-1} \log \alpha\{\bar{t}_a; \mathbf{J}^c(T_m^c), \mathbf{X}, \mathbf{f}\} O^U(a, m) \\ & - \alpha\{\bar{t}_a; \mathbf{J}^c(T_m^c), \mathbf{X}, \mathbf{f}\} E^U(a, m) + \varepsilon_U(A), \end{aligned}$$

where $O^U(a, m) = 1_{(U_m^c \in (t_a, t_{a+1}))}$ and $E^U(a, m) = \int_{t_a}^{t_{a+1}} 1_{(U_m^c \leq s \leq \eta - T_m^c)} ds$ are the reporting delay occurrences and exposures, while $\varepsilon_U(A) \rightarrow 0$ for $A \rightarrow \infty$. Note that the partition here is allowed to differ from the one of $\ell_\xi(\mathbf{Z}^{\text{obs}}, \mathbf{g})$ despite using the same notation. Here, the midpoints are chosen to take into account that the reverse time hazard takes the value $+\infty$ at time 0.

For the approximate likelihood of θ , we get

$$\begin{aligned} \ell^{\text{app}}(\theta; \mathbf{f}) = & \sum_{j,k=1}^J \sum_{a=0}^{A-1} \log \mu_{jk}^* \{t_a; \mathbf{J}(t_a), \mathbf{X}, \theta\} O_{jk}(a) \\ & - \mu_{jk}^* \{t_a; \mathbf{J}(t_a), \mathbf{X}, \theta\} \mathbb{P}_U[\eta - t_a; \{\mathbf{J}(t_a), t_a, k\}, \mathbf{X}, \mathbf{f}] E_j(a) + \varepsilon(A) \end{aligned}$$

where $O_{jk}(a) = N_{jk}^c(t_{a+1}) - N_{jk}^c(t_a)$ and $E_j(a) = \int_{t_a}^{t_{a+1}} 1_{(V,C]}(s) I_j(s) ds$ are the occurrences and exposures, respectively, while $\varepsilon(A) \rightarrow 0$ for $A \rightarrow \infty$. When computing $\ell^{\text{app}}(\mathbf{Z}, \theta; \mathbf{f}, \mathbf{g})$, the occurrence and exposure contributions have to be weighted with the adjudication probabilities, but otherwise nothing changes. Most generalized linear model software packages allow the user to specify such weights.

The link to Poisson regression simplifies practical implementation significantly. Another useful consequence is that the link provides a natural way to construct plots in which the fitted rates can be compared with empirical rates. If the hazards are assumed to be piecewise constant, the maximum likelihood estimates become the well-known occurrence-exposure rates. It is these occurrence-exposure rates which we refer to as the empirical rates. The piecewise constant hazard assumption can be imposed for any continuous covariate, for example calendar time, age, or the duration since the occurrence of given event. By comparing the empirical rates with the predicted rates from the fitted parametric model, one obtains a goodness-of-fit plot.

In our numerical study, that data is on a jump-time and jump-mark format. There we forego the Poisson regression, opting instead to utilize the specific choice of parametric model to obtain a direct implementation; this includes the use of a standard optimizer to maximize the resulting expressions. In our data application, the data is on a monthly grid format, and there is considerably more data, which leads us to use the Poisson regression approach outlined above, since estimation might then exactly be based on aggregated data. When the number of observations is significantly larger than the covariate space, which is the case in our data application, this saves considerable amounts of storage and computation time.

E. Asymptotics for the Parameters. Consistency of the nuisance parameter estimators $\hat{\mathbf{f}}_n$ and $\hat{\mathbf{g}}_n$ is needed in order to achieve consistency of $\hat{\theta}_n$ and these estimators generally need a convergence rate of a higher order than $n^{1/4}$ in order to obtain asymptotic normality of $\hat{\theta}_n$, see e.g. Theorem 2 of [Chen et al. \(2003\)](#). In this framework, the convergence rate is obtained with plenty to spare since parametric models under regularity conditions and correct specifications admit $n^{1/2}$ -rates.

E.1. Consistency. Before showing asymptotic normality, we establish consistency. We focus on weak consistency, as this suffices for asymptotic distribution theory. Showing strong consistency of $\hat{\mathbf{g}}_n$, $\hat{\mathbf{f}}_n$, and $\hat{\theta}_n$ would, however, require almost no additional effort. For Theorem 2.1 in [Newey and McFadden \(1994\)](#), one would change (iv) to hold almost surely in order to obtain strong consistency. Similarly, for Theorem 1 in [Delsol and Van Keilegom \(2020\)](#), one could change (A1) such that the estimator is required to be the actual maximizer of the objective function, which is satisfied for our estimators, and further impose that (A3) and (A4) hold almost surely instead of in probability. Since we show (iv) and (A4) by a Glivenko–Cantelli class argument, which implies almost sure convergence, we could equally well claim strong consistency.

Our approach to showing consistency and asymptotic normality is not to find minimal assumptions, but rather to formulate sufficient assumptions that are easy to check in a given application and, in particular, are not too restrictive for our applications.

ASSUMPTION 6.

- (i) Different \mathbf{g} give rise to ω_{jk} that are not almost surely equal.
- (ii) The \mathbf{g} parameter space \mathbb{G} is a compact subset of a Euclidean space, and \mathbf{g}_0 belongs to the interior.
- (iii) The hazards $\omega_{jk}(t; \mathbf{H}, \mathbf{g})$ are continuous in \mathbf{g} .
- (iv) $\sup_{\mathbf{g}} |\ell_{\xi}(\mathbf{Z}^{\text{obs}}, \mathbf{g})|$ has finite expectation and $\sup_{\mathbf{g}, \mathbf{H}} \omega_{jk}(t; \mathbf{H}, \mathbf{g})$ are Lebesgue-integrable on $[0, \eta]$.

In the following, we use the usual stochastic order notation o_P , that is we write $x_n = o_P(r_n)$ if $|x_n|/r_n \rightarrow 0$ in probability.

PROPOSITION 1. *Under Assumptions 1-3 and Assumption 6, it holds that $\|\hat{\mathbf{g}}_n - \mathbf{g}_0\| = o_P(1)$.*

PROOF. We verify the conditions of Theorem 2.1 in [Newey and McFadden \(1994\)](#). Condition (i) is satisfied by non-negativity of the Kullback-Leibler divergence, also known as Gibbs' inequality or the information inequality, and the identifiability of the model implied by Assumption 6(i); each contribution to the sum in ℓ_{ξ} is a usual log-likelihood of a marked point process which is maximized in \mathbf{g}_0 by Gibbs' inequality, and the identifiability ensures that a different \mathbf{g} would lead to a smaller value for at least one of the contributions using Gibbs' inequality and the one-to-one correspondence between compensators and distributions. Condition (ii) is satisfied by Assumption 6(ii). We now consider Condition (iii). For a given $\mathbf{g} \in \mathbb{G}$, take $(\mathbf{g}_j)_{j \geq 1}$ with $\mathbf{g}_j \rightarrow \mathbf{g}$. By Assumption 6(iv), we may use dominated convergence which implies $\lim_{j \rightarrow \infty} \mathbb{E}\{\ell_{\xi}(\mathbf{Z}^{\text{obs}}, \mathbf{g}_j)\} = \mathbb{E}\{\lim_{j \rightarrow \infty} \ell_{\xi}(\mathbf{Z}^{\text{obs}}, \mathbf{g}_j)\}$. Again by Assumption 6(iv), dominated convergence and Assumption 6(iii) gives $\lim_{j \rightarrow \infty} \ell_{\xi}(\mathbf{Z}^{\text{obs}}, \mathbf{g}_j) = \ell_{\xi}(\mathbf{Z}^{\text{obs}}, \mathbf{g})$. Thus, Condition (iii) holds. Condition (iv) corresponds to showing that $\{\ell_{\xi}(\cdot, \mathbf{g}) : \mathbf{g} \in \mathbb{G}\}$ is Glivenko–Cantelli. We will use Example 19.8 of [Van der Vaart \(1998\)](#). We note that $\mathbf{g} \mapsto \ell_{\xi}(\mathbf{Z}^{\text{obs}}, \mathbf{g})$ is continuous for any \mathbf{Z}^{obs} by previous observations and has an integrable envelope function by Assumption 6(iv). Hence the class is Glivenko–Cantelli and Condition (iv) is satisfied. \square

ASSUMPTION 7.

- (i) Different \mathbf{f} gives rise to α that are not almost surely equal.
- (ii) The \mathbf{f} parameter set \mathbb{F} is a compact subset of a Euclidean space, and \mathbf{f}_0 belongs to the interior.
- (iii) The reverse time hazard $\alpha(t; \mathbf{J}, \mathbf{X}, \mathbf{f})$ is continuous in \mathbf{f} .
- (iv) $\sup_{\mathbf{f}} |\ell_U(\mathbf{f}; k)|$ for $k = 0, 1$ has finite expectation and $\sup_{\mathbf{f}, \mathbf{J}, \mathbf{X}} \alpha(t; \mathbf{J}, \mathbf{X}, \mathbf{f})$ is Lebesgue-integrable on $[0, \eta]$.
- (v) The adjudication probabilities $w(1; \mathbf{Z}; \mathbf{g})$ are continuous in \mathbf{g} .

PROPOSITION 2. *Under Assumptions 1-3, Assumption 7, and if $\|\hat{\mathbf{g}}_n - \mathbf{g}_0\| = o_P(1)$, it holds that $\|\hat{\mathbf{f}}_n - \mathbf{f}_0\| = o_P(1)$.*

PROOF. We verify the conditions in Theorem 1 of [Delsol and Van Keilegom \(2020\)](#). Condition (A1) is satisfied by the specification of $\hat{\mathbf{f}}_n$ as the maximizer of the objective function. By standard arguments, Condition (A2) is satisfied if $\mathbb{E}\{\ell_U(\mathbf{Z}, \mathbf{f}; \mathbf{g}_0)\}$ is continuous in \mathbf{f} since \mathbb{F} is compact. This is because $\mathbb{F}_{\varepsilon} = \{\mathbf{f} \in \mathbb{F} : \|\mathbf{f} - \mathbf{f}_0\| \geq \varepsilon\}$ is closed and hence compact, so in this case there exists \mathbf{f}_{ε} satisfying $\sup_{\mathbf{f} \in \mathbb{F}_{\varepsilon}} \mathbb{E}\{\ell_U(\mathbf{Z}, \mathbf{f}; \mathbf{g}_0)\} = \mathbb{E}\{\ell_U(\mathbf{Z}, \mathbf{f}_{\varepsilon}; \mathbf{g}_0)\} < \mathbb{E}\{\ell_U(\mathbf{Z}, \mathbf{f}_0; \mathbf{g}_0)\}$ by uniqueness of the maximum implied by Gibbs'

inequality and the identifiability implied by Assumption 7(i). We show simultaneous continuity in \mathbf{f} and \mathbf{g} , as this is useful for checking other regularity conditions. The continuity is a direct consequence of Assumptions 7(iii)-(v) by two applications of dominated convergence since $\sup_{\mathbf{f}, \mathbf{g}} |\ell_U(\mathbf{Z}, \mathbf{f}; \mathbf{g})| \leq \sup_{\mathbf{f}} |\ell_U(\mathbf{f}; 1)| + \sup_{\mathbf{f}} |\ell_U(\mathbf{f}; 0)|$. Condition (A3) follows by the assumption that $\hat{\mathbf{g}}_n$ is weakly consistent. Condition (A4) follows if the class of functions $\{\ell_U(\cdot, \mathbf{f}; \mathbf{g}) : \mathbf{f} \in \mathbb{F}, \mathbf{g} \in \mathbb{G}\}$ is Glivenko–Cantelli. We use Example 19.8 in Van der Vaart (1998). Continuity and the existence of an integrable envelope function for the class follows by previous observations. Hence Condition (A4) is satisfied. For Condition (A5), we take $\mathbf{g}_j \rightarrow \mathbf{g}_0$ for $j \rightarrow \infty$. Note that by the triangle inequality, $|\mathbb{E}\{\ell_U(\mathbf{Z}, \mathbf{f}; \mathbf{g}_j)\} - \mathbb{E}\{\ell_U(\mathbf{Z}, \mathbf{f}; \mathbf{g}_0)\}| \leq \mathbb{E}\{|w(0, \mathbf{Z}; \mathbf{g}_j) - w(0, \mathbf{Z}; \mathbf{g}_0)| \times \sup_{\mathbf{f}} |\ell_U(\mathbf{f}; 0)| + |w(1, \mathbf{Z}; \mathbf{g}_j) - w(1, \mathbf{Z}; \mathbf{g}_0)| \times \sup_{\mathbf{f}} |\ell_U(\mathbf{f}; 1)|\}$. The right-hand side does not depend on \mathbf{f} and converges to 0 for $\mathbf{g}_j \rightarrow \mathbf{g}_0$ by dominated convergence and Assumption 7(v), hence Condition (A5) holds. \square

ASSUMPTION 8.

- (i) Different $\boldsymbol{\theta}$ gives rise to μ_{jk}^* that are not almost surely equal.
- (ii) The $\boldsymbol{\theta}$ parameter space Θ is compact, and $\boldsymbol{\theta}_0$ belongs to the interior.
- (iii) $\sup_{\boldsymbol{\theta}, \mathbf{f}, \mathbf{g}} |\ell(\mathbf{Z}, \boldsymbol{\theta}; \mathbf{f}, \mathbf{g})|$ has finite expectation.
- (iv) $\sup_{\boldsymbol{\theta}, \mathbf{J}, \mathbf{X}} \mu_{jk}^*(t; \mathbf{J}, \mathbf{X}, \boldsymbol{\theta})$ is Lebesgue-integrable on $[0, \eta]$.
- (v) The hazards $\mu_{jk}^*(t; \mathbf{J}, \mathbf{X}, \boldsymbol{\theta})$ are continuous in $\boldsymbol{\theta}$.
- (vi) The partial derivatives of $\ell(\mathbf{Z}, \boldsymbol{\theta}; \mathbf{f}, \mathbf{g})$ with respect to the coordinates of $\boldsymbol{\theta}$, \mathbf{f} , and \mathbf{g} all exist and are continuous. Furthermore, $\sup_{\boldsymbol{\theta}, \mathbf{f}, \mathbf{g}} \|\nabla_{(\boldsymbol{\theta}, \mathbf{f}, \mathbf{g})} \ell(\mathbf{Z}, \boldsymbol{\theta}; \mathbf{f}, \mathbf{g})\|$ has finite expectation.

PROPOSITION 3. *Under Assumptions 1-3, Assumption 8, and if $\|\hat{\mathbf{g}}_n - \mathbf{g}_0\| = o_P(1)$ and $\|\hat{\mathbf{f}}_n - \mathbf{f}_0\| = o_P(1)$, it holds that $\|\hat{\boldsymbol{\theta}}_n - \boldsymbol{\theta}_0\| = o_P(1)$.*

PROOF. We verify the conditions in Theorem 1 of Delsol and Van Keilegom (2020). Condition (A1) is satisfied by the specification of $\hat{\boldsymbol{\theta}}_n$ as the maximizer of the objective function. Similarly to Proposition 2, Condition (A2) is satisfied by standard arguments if $E\{\ell(\mathbf{Z}, \boldsymbol{\theta}; \mathbf{g}_0, \mathbf{f}_0)\}$ is continuous in $\boldsymbol{\theta}$ since Θ is compact by Assumption 8(ii) and the model is identifiable by Assumption 8(i). We start by showing the Lipschitz-type property $|\ell(\mathbf{Z}, \boldsymbol{\theta}_1; \mathbf{f}_1, \mathbf{g}_1) - \ell(\mathbf{Z}, \boldsymbol{\theta}_2; \mathbf{f}_2, \mathbf{g}_2)| \leq b(\mathbf{Z}) \|(\boldsymbol{\theta}_1, \mathbf{f}_1, \mathbf{g}_1) - (\boldsymbol{\theta}_2, \mathbf{f}_2, \mathbf{g}_2)\|$ with b being an integrable function, as this is useful for showing other regularity conditions. If this holds, we see that

$$\begin{aligned} \left| \mathbb{E}\{\ell(\mathbf{Z}, \boldsymbol{\theta}_1; \mathbf{f}_1, \mathbf{g}_1)\} - \mathbb{E}\{\ell(\mathbf{Z}, \boldsymbol{\theta}_2; \mathbf{f}_2, \mathbf{g}_2)\} \right| &\leq \mathbb{E}\{|\ell(\mathbf{Z}, \boldsymbol{\theta}_1; \mathbf{f}_1, \mathbf{g}_1) - \ell(\mathbf{Z}, \boldsymbol{\theta}_2; \mathbf{f}_2, \mathbf{g}_2)|\} \\ &\leq \mathbb{E}\{b(\mathbf{Z}) \|(\boldsymbol{\theta}_1, \mathbf{f}_1, \mathbf{g}_1) - (\boldsymbol{\theta}_2, \mathbf{f}_2, \mathbf{g}_2)\|\} \end{aligned}$$

and since b is integrable, dominated convergence implies that the right-hand side converges to 0 for $(\boldsymbol{\theta}_1, \mathbf{f}_1, \mathbf{g}_1) \rightarrow (\boldsymbol{\theta}_2, \mathbf{f}_2, \mathbf{g}_2)$, and hence $\mathbb{E}\{\ell(\mathbf{Z}, \boldsymbol{\theta}; \mathbf{f}, \mathbf{g})\}$ is continuous in $\boldsymbol{\theta}$, \mathbf{f} , and \mathbf{g} . To show the Lipschitz-type property, note that Assumption 8(vi) implies that $\ell(\mathbf{Z}, \boldsymbol{\theta}; \mathbf{f}, \mathbf{g})$ is differentiable in $(\boldsymbol{\theta}, \mathbf{f}, \mathbf{g})$ for any fixed \mathbf{Z} . The mean-value theorem thus implies

$$\begin{aligned} &\ell(\mathbf{Z}, \boldsymbol{\theta}_1; \mathbf{f}_1, \mathbf{g}_1) - \ell(\mathbf{Z}, \boldsymbol{\theta}_2; \mathbf{f}_2, \mathbf{g}_2) \\ &= \nabla_{(\boldsymbol{\theta}, \mathbf{f}, \mathbf{g})} \ell[\mathbf{Z}, \{1 - k(\mathbf{Z})\}(\boldsymbol{\theta}_1; \mathbf{f}_1, \mathbf{g}_1) + k(\mathbf{Z})(\boldsymbol{\theta}_2; \mathbf{f}_2, \mathbf{g}_2)]^\top \{(\boldsymbol{\theta}_1, \mathbf{f}_1, \mathbf{g}_1) - (\boldsymbol{\theta}_2, \mathbf{f}_2, \mathbf{g}_2)\} \end{aligned}$$

for some $k(\mathbf{Z}) \in (0, 1)$. The Cauchy-Schwarz inequality now gives the Lipschitz-type property, with the integrability condition holding due to Assumption 8(vi). Hence Condition (A2)

holds. Condition (A3) follows by the assumption that $\hat{\mathbf{g}}_n$ and $\hat{\mathbf{f}}_n$ are weakly consistent. Condition (A4) follows if $\{\ell(\cdot, \boldsymbol{\theta}; \mathbf{f}, \mathbf{g}) : \mathbf{f} \in \mathbb{F}, \mathbf{g} \in \mathbb{G}, \boldsymbol{\theta} \in \Theta\}$ is Glivenko–Cantelli. This is the case by Example 19.7 and Theorem 19.4 in [Van der Vaart \(1998\)](#) due to the Lipschitz-type property. Hence Condition (A4) follows. Condition (A5) also follows from the Lipschitz-type property and Assumption 8(ii). \square

We now also consider consistency of Efron’s ‘simple’ nonparametric bootstrap introduced in [Efron \(1979\)](#) and described in Section 4. Based on the previous results, we immediately get weak consistency of the bootstrap estimator. The proposition is comparable with Proposition 1 in [Hahn \(1996\)](#).

PROPOSITION 4. *Under Assumptions 1-3 and Assumptions 6-8, one has $\|\hat{\mathbf{g}}_n^{\text{boot}} - \mathbf{g}_0\| = o_P(1)$, $\|\hat{\mathbf{f}}_n^{\text{boot}} - \mathbf{f}_0\| = o_P(1)$, and $\|\hat{\boldsymbol{\theta}}_n^{\text{boot}} - \boldsymbol{\theta}_0\| = o_P(1)$.*

PROOF. By the Glivenko–Cantelli property shown in Propositions 1-3, each of the function classes $\{\ell_\xi(\cdot, \mathbf{g}) : \mathbf{g} \in \mathbb{G}\}$, $\{\ell_U(\cdot, \mathbf{f}; \mathbf{g}) : \mathbf{f} \in \mathbb{F}, \mathbf{g} \in \mathbb{G}\}$, and $\{\ell(\cdot, \boldsymbol{\theta}; \mathbf{f}, \mathbf{g}) : \mathbf{f} \in \mathbb{F}, \mathbf{g} \in \mathbb{G}, \boldsymbol{\theta} \in \Theta\}$ satisfy the uniform convergence $\sup_q \left\| n^{-1} \sum_{i=1}^n q(\mathbf{Z}_i^{\text{obs}}) - E[q(\mathbf{Z}^{\text{obs}})] \right\| = o_P(1)$, where q runs over the function class in question. Furthermore, we have shown that there exists an integrable envelope function for each of the classes. The bootstrap Glivenko–Cantelli theorem, Theorem 2.6 in [Giné and Zinn \(1990\)](#), then implies that

$$\sup_q \left\| n^{-1} \sum_{i=1}^n q(\mathbf{Z}_i^{\text{obs}}) - n^{-1} \sum_{i=1}^n q(\mathbf{Z}_{ni}^{\text{obs}}) \right\| = o_P(1)$$

almost surely. Consequently, the bootstrap estimators maximize their respective non-bootstrap empirical objective functions up to an $o_P(1)$ -term, which is sufficient to invoke both Theorem 2.1 of [Newey and McFadden \(1994\)](#) and Theorem 1 of [Delsol and Van Keilegom \(2020\)](#). \square

A different approach to proving Proposition 4 would be to verify the conditions of Theorem 3.5 in [Arcones and Giné \(1992\)](#).

E.2. Asymptotic Normality. We now consider the stacked estimating equation

$$n^{-1} \sum_{i=1}^n \mathbf{h}(\mathbf{Z}_i^{\text{obs}}, \boldsymbol{\theta}, \mathbf{f}, \mathbf{g}) = \mathbf{0}$$

for $\mathbf{h}(\mathbf{Z}^{\text{obs}}, \boldsymbol{\theta}, \mathbf{f}, \mathbf{g}) = \left\{ \frac{d}{d\mathbf{g}} \ell_\xi(\mathbf{Z}^{\text{obs}}, \mathbf{g}), \frac{d}{d\mathbf{f}} \ell_U(\mathbf{Z}, \mathbf{f}; \mathbf{g}), \frac{d}{d\boldsymbol{\theta}} \ell(\mathbf{Z}, \boldsymbol{\theta}; \mathbf{f}, \mathbf{g}) \right\}^\top$. Define also the part pertaining to the nuisance parameters $\mathbf{k}(\mathbf{Z}^{\text{obs}}, \mathbf{f}, \mathbf{g}) = \left\{ \frac{d}{d\mathbf{g}} \ell_\xi(\mathbf{Z}^{\text{obs}}, \mathbf{g}), \frac{d}{d\mathbf{f}} \ell_U(\mathbf{Z}, \mathbf{f}; \mathbf{g}) \right\}^\top$. The existence of the scores is ensured by Assumption 8(vi) and Assumption 9(i). Introduce also

$$\begin{aligned} \mathbf{H}_1 &= \mathbb{E}\{\nabla_{\boldsymbol{\theta}} \mathbf{h}(\mathbf{Z}^{\text{obs}}, \boldsymbol{\theta}_0, \mathbf{f}_0, \mathbf{g}_0)\}, & \mathbf{H}_2 &= \mathbb{E}\{\nabla_{(\mathbf{f}, \mathbf{g})} \mathbf{h}(\mathbf{Z}^{\text{obs}}, \boldsymbol{\theta}_0, \mathbf{f}_0, \mathbf{g}_0)\}, \\ \mathbf{K} &= \mathbb{E}\{\nabla_{(\mathbf{f}, \mathbf{g})} \mathbf{k}(\mathbf{Z}^{\text{obs}}, \mathbf{f}_0, \mathbf{g}_0)\}, & \boldsymbol{\psi}(\mathbf{Z}^{\text{obs}}) &= -\mathbf{K}^{-1} \mathbf{k}(\mathbf{Z}^{\text{obs}}, \mathbf{f}_0, \mathbf{g}_0). \end{aligned}$$

ASSUMPTION 9.

- (i) There exists a neighborhood of the true parameter denoted $(\Theta \times \mathbb{F} \times \mathbb{G})_\delta = \{(\boldsymbol{\theta}, \mathbf{f}, \mathbf{g}) : \|(\boldsymbol{\theta}, \mathbf{f}, \mathbf{g}) - (\boldsymbol{\theta}_0, \mathbf{f}_0, \mathbf{g}_0)\| \leq \delta\}$ such that $\frac{d}{d\mathbf{g}} \ell_\xi(\mathbf{Z}^{\text{obs}}, \mathbf{g})$ and $\frac{d}{d\mathbf{f}} \ell_U(\mathbf{Z}, \mathbf{f}; \mathbf{g})$ exist and such that $\mathbb{E}\{\mathbf{h}(\mathbf{Z}^{\text{obs}}, \boldsymbol{\theta}, \mathbf{f}, \mathbf{g})\} = \mathbf{0}$ has a unique solution in this neighborhood.
- (ii) The score $\mathbf{h}(\mathbf{Z}^{\text{obs}}, \boldsymbol{\theta}, \mathbf{f}, \mathbf{g})$ is dominated by a square-integrable function of \mathbf{Z}^{obs} .

- (iii) The gradient of the score $\nabla_{(\boldsymbol{\theta}, \mathbf{f}, \mathbf{g})} \mathbf{h}(\mathbf{Z}^{\text{obs}}, \boldsymbol{\theta}, \mathbf{f}, \mathbf{g})$ exists and is continuous in the parameters. Furthermore, it is dominated by a square-integrable function of \mathbf{Z}^{obs} .
- (iv) $(\mathbf{H}_1, \mathbf{H}_2)^T (\mathbf{H}_1, \mathbf{H}_2)$ is nonsingular.

We may now show asymptotic normality. For the ordinary estimator, one could proceed via Theorem 6.1 in [Newey and McFadden \(1994\)](#), but we instead use Theorem 1 of [Hahn \(1996\)](#) as this also gives asymptotic normality of the bootstrap estimator. Similar conditions to those of [Hahn \(1996\)](#) are found in [Arcones and Giné \(1992\)](#).

PROPOSITION 5. *Under Assumptions 1-3 and Assumptions 6-9, it holds that*

- (i) *The ordinary estimators $\hat{\mathbf{g}}_n$, $\hat{\mathbf{f}}_n$, and $\hat{\boldsymbol{\theta}}_n$ are asymptotically normal.*
- (ii) *$\sqrt{n}(\hat{\boldsymbol{\theta}}_n - \boldsymbol{\theta}_0) \rightarrow N(0, \mathbf{V})$ in distribution for*

$$V = \mathbf{H}_1^{-1} \mathbb{E}[\{\mathbf{h}(\mathbf{Z}^{\text{obs}}, \boldsymbol{\theta}_0, \mathbf{f}_0, \mathbf{g}_0) + \mathbf{H}_2 \boldsymbol{\psi}(\mathbf{Z}^{\text{obs}})\} \{\mathbf{h}(\mathbf{Z}^{\text{obs}}, \boldsymbol{\theta}_0, \mathbf{f}_0, \mathbf{g}_0) + \mathbf{H}_2 \boldsymbol{\psi}(\mathbf{Z}^{\text{obs}})\}^\top] (\mathbf{H}_1^{-1})^\top.$$

- (iii) *The bootstrap estimators $\hat{\mathbf{g}}_n^{\text{boot}}$, $\hat{\mathbf{f}}_n^{\text{boot}}$, and $\hat{\boldsymbol{\theta}}_n^{\text{boot}}$ are asymptotically normal and, in particular, $\sqrt{n}(\hat{\boldsymbol{\theta}}_n^{\text{boot}} - \hat{\boldsymbol{\theta}}_n) \rightarrow N(0, \mathbf{V})$ in distribution.*

PROOF. Due to Assumption 9(i), our estimator can be formulated as a generalized method of moment estimator with identity weighting matrix and parameter space $(\Theta \times \mathbb{F} \times \mathbb{G})_\delta$. Theorem 1 of [Hahn \(1996\)](#) therefore becomes applicable. Condition (i) is satisfied since a) the score equation has the true parameters as its unique solution by Assumption 9(i), b) our data $(\mathbf{Z}_i^{\text{obs}})_{i=1}^n$ is assumed to be independent and identically distributed, c) the solution is well-separated by standard arguments since $(\Theta \times \mathbb{F} \times \mathbb{G})_\delta$ is compact and $\mathbb{E}\{\mathbf{h}(\mathbf{Z}^{\text{obs}}, \boldsymbol{\theta}, \mathbf{f}, \mathbf{g})\}$ is continuous in the parameters by dominated convergence and Assumptions 9(ii)-(iii), d) Glivenko–Cantelli holds for the class $\{\mathbf{h}(\cdot, \boldsymbol{\theta}; \mathbf{f}, \mathbf{g}) : (\boldsymbol{\theta}, \mathbf{f}, \mathbf{g}) \in (\Theta \times \mathbb{F} \times \mathbb{G})_\delta\}$ by Example 19.8 of [Van der Vaart \(1998\)](#) since $\mathbf{h}(\mathbf{Z}^{\text{obs}}, \boldsymbol{\theta}, \mathbf{f}, \mathbf{g})$ is continuous in the parameters by Assumption 9(iii) and has an integrable envelope function by Assumption 9(ii), e) there is an integrable envelope function for the class as noted before, and f) the weighting matrix is equal to the identity weighting matrix. Condition (ii) holds by specification of the estimators. Condition (iii) holds by Assumptions 9(ii)-(iii) via dominated convergence, since these assumptions imply that \mathbf{h} is continuous in the parameters and that the integrand is dominated by an integrable function, just use $(a - b)^2 \leq 2(a^2 + b^2)$. Note that an exponent of 2 seems to be missing in the [Hahn \(1996\)](#) paper; for comparison, see Theorem 21 (functional central limit theorem) in Chapter VII of [Pollard \(1984\)](#). Condition (iv) holds if the class $\{\mathbf{h}(\cdot, \boldsymbol{\theta}, \mathbf{f}, \mathbf{g}) : (\boldsymbol{\theta}, \mathbf{f}, \mathbf{g}) \in (\Theta \times \mathbb{F} \times \mathbb{G})_\delta\}$ is Donsker since Condition (iii) holds at any parameter value, not just the true value. This can be shown via Example 19.7 and Theorem 19.5 in [Van der Vaart \(1998\)](#) in the same way as how the Lipschitz-type property was shown in the proof of Proposition 3: It is sufficient that \mathbf{h} is differentiable in the parameters and that the norm of the gradient is dominated by a square-integrable function, and these properties are ensured by Assumption 9(ii). Condition (v) holds by Assumptions 9(ii)-(iv). The first part of Condition (vi) holds by Assumption 9(ii) and the second part holds by Theorem 3.1 of [Ander- sen and Dobric \(1987\)](#) and their following remark when setting $p = 2$ and with their function f being the score \mathbf{h} . This is due to the following observations. Their equation (3.1.2) holds by Assumption 9(ii) and the triangle inequality, their equation (3.1.3) holds since the scores are both bounded and uniformly continuous with probability one by Assumptions 9(ii)-(iii) combined with the Heine-Cantor theorem, and the parameter set is compact (and hence totally bounded) with respect to the original Euclidean metric.

The variance matrix calculation is now identical to that of Theorem 6.1 in [Newey and McFadden \(1994\)](#), which leads to the desired result. \square

Theorem 1 is now a consequence of Propositions 1-5. Note that the proof can be adapted to the case where one uses the optimal weight matrix.

F. Additional Details for Numerical Study.

F.1. *Data-generating Process.* Let the marked point process generated by the rates $\tilde{\mu}_{jk}$ be denoted $(T_m^\dagger, Y_m^\dagger)_{m \geq 1}$. Deletion of unreported events from $(T_m^\dagger, Y_m^\dagger)_{m \geq 1}$ leads to $(\tilde{T}_m, \tilde{Y}_m)_{m \geq 1}$, while deleting events that will be rejected leads to $(T_m^*, Y_m^*)_{m \geq 1}$. The data is generated according to the following algorithm:

- (i) Simulate X , V , and C .
- (ii) Simulate events in $(V, C]$ using the rates $\tilde{\mu}_{jk}$ and initial state 1.
- (iii) For jumps to state 3, simulate corresponding reporting delays with a distribution that depends on whether or not a transition to state 2 has occurred previously.
- (iv) For transitions from state 2 to state 3, simulate adjudication events in $(T_2^\dagger + U_2^\dagger, \eta]$ if this interval is nonempty using the rates ω_{jk} and initial state 1.

Events that are reported after η are flagged and deleted except for when implementing oracle methods. The adjudication outcome $\xi_{(\eta)}$ is simulated from a Bernoulli distribution with success probability equal to its expectation given \mathcal{H}_η , and events with adjudication outcome zero are deleted when implementing oracle methods. For simulation of the reporting delays, we note that if $U \sim \text{Weibull}(\lambda, k, \beta)$, then $[1 - \exp\{-(\lambda U)^k\}]^{\exp(X\beta)} = W$ in distribution, where $W \sim \text{Unif}(0, 1)$. Trivial calculations then show that $U = \lambda^{-1} \times [-\log\{1 - W^{\exp(-X\beta)}\}]^{1/k}$ in distribution. Contour plots of the hazards $\tilde{\mu}_{jk}$, reporting delay reverse time hazards on log-scale, and adjudication hazards are depicted in Figure 1.

To obtain an expression for μ_{23}^* , we first let $p(X)$ be the probability that a newly reported jump becomes confirmed. We have

$$\begin{aligned} p(X) &= \left(1 - \exp\left[-\int_0^\infty g_1 \times \{X/(v+2)\}^2 dv\right]\right) \left[1 - \exp\left\{-\int_0^\infty \exp(g_2 \times v) dv\right\}\right] \\ &= \{1 - \exp(-g_1 \times X^2/2)\} \{1 - \exp(1/g_2)\}. \end{aligned}$$

Note that $\tilde{\mu}_{23}(t; \tilde{T}_1, X)$ only depends on t and \tilde{T}_1 through $t - \tilde{T}_1$, which equals V_t due to the lack of reporting delays for the transition to state 2, so we write $\tilde{\mu}_{23}(t; \tilde{T}_1, X) = \tilde{\mu}_{23}(V_t; X)$. Using that thinning $(T_m^\dagger, Y_m^\dagger)_{m \geq 1}$ with the adjudication outcomes leads to $(T_m^*, Y_m^*)_{m \geq 1}$, similar calculations to the ones found in Section B of the Supplementary material yield

$$\mathbb{P}(T_2^* \geq t \mid T_1^*, Y_1^* = 2) = 1 - p(X) \left[1 - \exp\left\{\frac{1 - \exp(\theta_7 V_t X^2)}{\theta_7 X^2}\right\}\right]$$

and hence by Jacod's formula for the intensity, see Proposition (3.1) of Jacod (1975),

$$\mu_{23}^*(t, V_t; X, \boldsymbol{\theta}) = \frac{p(X) \exp[\{1 - \exp(\theta_7 V_t X^2)\}/(\theta_7 X^2)] \tilde{\mu}_{23}(V_t; X)}{1 - p(X)(1 - \exp[\{1 - \exp(\theta_7 V_t X^2)\}/(\theta_7 X^2)])}.$$

In order to speed up the computation time when calculating $\hat{\boldsymbol{\theta}}_n$, we use that

$$\begin{aligned} \int \mu_{1.}^*(s; \emptyset, \boldsymbol{\theta}) ds &= \{\pi/(4\theta_5)\}^{1/2} \exp\{\theta_4 + \theta_6 \times \cos(0.5\pi X)\} \times \text{erfi}(\theta_5^{1/2} \times s) \\ &\quad + \theta_2^{-1} \times \exp\{\theta_1 + \theta_2 \times X + \theta_3 \times \sin(0.5\pi X)\} \times \exp(\theta_2 \times s) \end{aligned}$$

to calculate $Y_1(t)P^*\{t; \mathbf{J}(t-), \boldsymbol{\theta}\}$ efficiently, where erfi is the imaginary error function. This function is implemented in many software packages, but we instead use the following 15'th order Taylor expansion around 0 to further speed up calculations: $\text{erfi}(z) =$

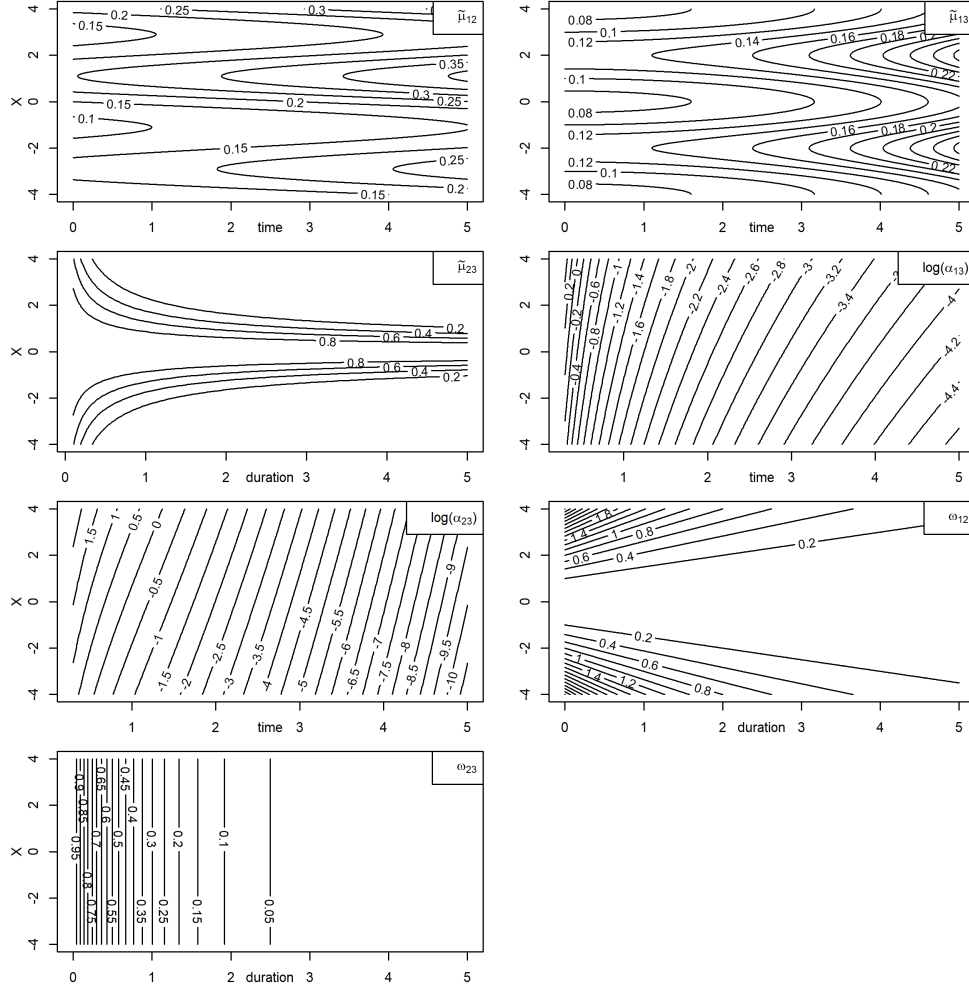


FIG 1. Contour plots of the hazards from the numerical study. The first axis is time or duration depending on whether the hazard depends on the time or the duration in the current state; none of the hazards depend on both.

$\pi^{-1/2} \times (2z + \frac{2}{3}z^3 + \frac{1}{5}z^5 + \frac{1}{21}z^7 + \frac{1}{108}z^9 + \frac{1}{660}z^{11} + \frac{1}{4680}z^{13} + \frac{1}{37800}z^{15}) + O(z^{17})$. The approximation error for $Y_1(t)P^*\{t; \mathbf{J}(t-), \boldsymbol{\theta}\}$ was found to be of the order 10^{-7} for parameter choices near the true values, hence negligible. We further note that simple calculations gave analytical expressions for the exposure-terms of the log-likelihoods for \mathbf{g} and \mathbf{f} as well as for the Poisson approximation to the transition from state 1 to state 2.

F.2. Results. In Table 1 we report the bias, the SD, and the RMSE of the parameter estimators of \mathbf{g} and \mathbf{f} . In Table 2 we report the bias and the RMSE of the estimators of $\boldsymbol{\theta}$. The findings for SD and RMSE are highly comparable. Histograms of the obtained estimators are shown in Figure 2 and generally show approximate Gaussianity with varying degrees of skewness. The bootstrap results are shown in Table 3, and are based on $k = 50, 100, 200, 300, 400$ estimates of θ_7 and 1000 bootstrap resamples. We report the coverage of the confidence bands for several values of the number of bootstrap runs k and the confidence level $1 - \alpha$.

G. Additional Details for Data Application. In Table 5 and Table 4, we present the parameter estimates and percentile bootstrap confidence intervals for \mathbf{f} and \mathbf{g} , respectively.

TABLE 1

Bias, empirical standard deviation (SD), and root mean squared error (RMSE) of the estimators \hat{g}_n and \hat{f}_n based on 400 simulations of size $n = 1500$.

Parameter	Bias	SD	RMSE
$g_1 = 0.8$	-.008	.104	.105
$g_2 = -1.2$	-.035	.294	.296
$f_1 = 2$.010	.465	.465
$f_2 = 0.5$.004	.037	.037
$f_3 = 0.1$	-.000	.032	.032
$f_4 = 1$	-.001	.089	.089
$f_5 = 1.5$.040	.170	.174
$f_6 = 0.2$.004	.060	.060

TABLE 2

Bias and root mean squared error (RMSE) of the estimator $\hat{\theta}_n$ based on 400 simulations of size $n = 1500$.

Parameter	Proposed method		Oracle		Poisson approx.		Naive 1		Naive 2	
	Bias	RMSE	Bias	RMSE	Bias	RMSE	Bias	RMSE	Bias	RMSE
$\theta_1 = \log 0.15$	-.004	.067	-.008	.033	-.010	.067	-.011	.067	-.010	.067
$\theta_2 = 0.1$	-.000	.020	-.001	.020	-.006	.021	-.006	.021	-.006	.021
$\theta_3 = 0.4$.003	.078	.003	.078	-.002	.078	-.002	.078	-.000	.079
$\theta_4 = \log 0.1$.003	.083	.001	.083	.012	.092	-.041	.087	-.051	.096
$\theta_5 = 0.03$.000	.012	-.000	.013	-.006	.017	-.018	.022	-.015	.021
$\theta_6 = -0.3$	-.000	.094	-.001	.088	.007	.094	-.009	.087	-.007	.090
$\theta_7 = -0.3$	-.011	.067	-.011	.055	-.012	.067	.157	.158	.148	.163

TABLE 3

Coverage (%) of percentile bootstrap confidence bands for θ_7 with $k = 50, 100, 200, 300, 400$ as well as $1 - \alpha = 0.90, 0.95, 0.99$.

k	Coverage (%)		
	90	95	99
50	91.8	93.9	95.9
100	87.9	91.9	97.0
200	87.9	93.0	98.0
300	90.0	95.0	98.3
400	89.5	95.0	98.7

The confidence intervals are computed using 400 bootstrap resamples. The variable ‘rejected before’ is an indicator of the event that adjudication state 2 has been entered previously. This variable is trivial in adjudication state 2 and hence not included in that regression. There are no deaths observed from adjudication state 2 for disablements, and we hence estimate no parameters for this transition, letting the hazard be identically zero. Similarly, only one death is observed from adjudication state 1 for reactivations, causing the Poisson regression algorithm to diverge, and we hence also let this hazard be identically zero. One could of course have changed the regression model to a simple intercept model and obtained a small positive hazard, but its effect on the adjudication probabilities would be negligible and we hence forego this modification.

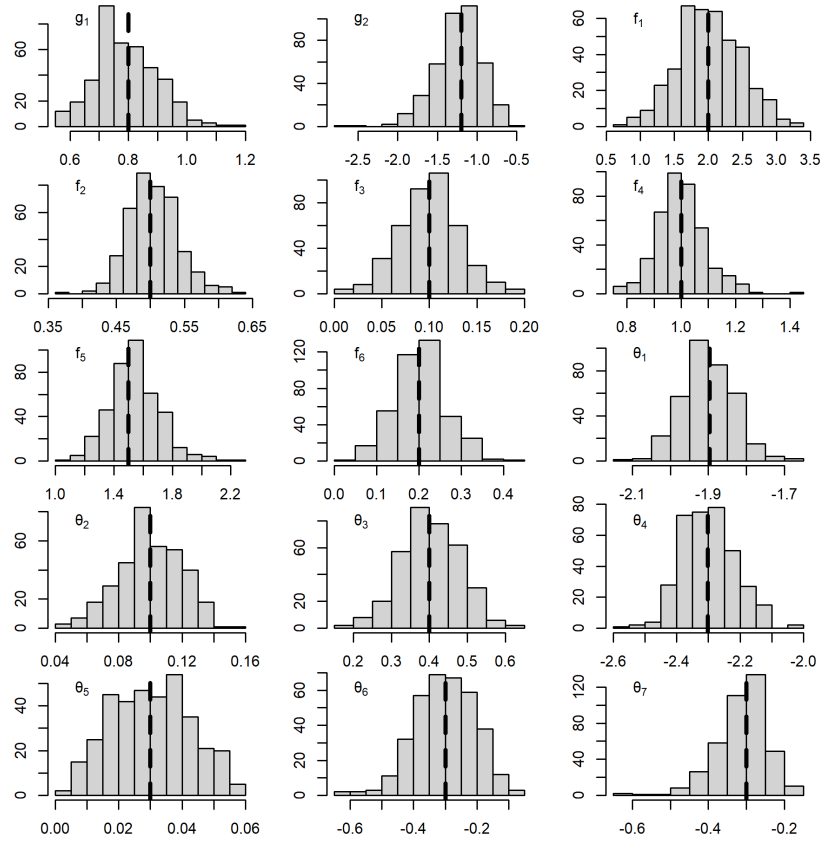


FIG 2. Histograms of \hat{g}_n , \hat{f}_n , and $\hat{\theta}_n$ based on 400 samples of size $n = 1500$ with the true values indicated by dashed lines.

Parameter	Type	ω_{12}		ω_{13}		ω_{14}		ω_{21}		ω_{24}	
		Est.	CI	Est.	CI	Est.	CI	Est.	CI	Est.	CI
Age	Reactivation	.005	(-0.010, 0.018)	.015	(0.007, 0.026)	-	-	.000	(-0.011, 0.010)	.023	(-0.059, 0.105)
Male	Reactivation	.973	(0.295, 1.63)	1.29	(0.752, 1.76)	-	-	-208	(-0.703, 0.295)	-5.94	(-10.45, -2.87)
Female	Reactivation	1.18	(0.524, 1.84)	.771	(0.159, 1.31)	-	-	-053	(-0.793, 0.626)	-21.10	(-26.24, -18.17)
Disability duration	Reactivation	-0.65	(-0.247, 0.153)	-.198	(-0.380, 0.005)	-	-	.206	(0.101, 0.325)	-.464	(-1.86, 0.136)
Reactivation duration	Reactivation	-.042	(-0.273, 0.205)	-.490	(-0.803, -0.200)	-	-	-1.25	(-1.49, -1.05)	.148	(-1.29, 1.66)
Age	Disability	-.005	(-0.015, 0.005)	.001	(-0.003, 0.004)	.013	(-0.054, 0.101)	.003	(-0.008, 0.014)	-	-
Male	Disability	-.800	(-1.27, -0.310)	1.06	(0.870, 1.25)	-4.85	(-10.04, 4.52)	1.16	(0.578, 1.74)	-	-
Female	Disability	-.806	(-1.30, -0.316)	1.19	(0.988, 1.41)	-5.29	(-22.06, 3.17)	1.08	(0.353, 1.71)	-	-
Disability duration	Disability	.077	(-0.190, 0.315)	-.234	(-0.343, -0.129)	.169	(-1.45, 1.23)	-.255	(-0.610, 0.063)	-	-
Report duration	Disability	-.250	(-0.802, 0.280)	.470	(0.307, 0.680)	-.532	(-211.85, 2.12)	-.090	(-0.525, 0.413)	-	-
Rejected before	Disability	.982	(0.572, 1.38)	-.118	(-0.360, 0.072)	-14.68	(-16.70, -11.75)	-	-	-	-

TABLE 4

Parameter estimates (Est.) and 95% bootstrap percentile confidence interval (CI) for the parameter \mathbf{g} using the proposed method and 400 bootstrap resamples.

TABLE 5
Parameter estimates (Est.) and 95% bootstrap percentile confidence interval (CI) for the parameter \mathbf{f} using the proposed method and 400 bootstrap resamples.

Parameter	Est.	CI
λ	2.23	(0.964, 2.78)
k	1.05	(0.931, 2.00)
Male	.356	(-0.518, 0.682)
Female	.113	(-0.672, 0.783)
Age at disability	.001	(-0.027, 0.006)

REFERENCES

- ANDERSEN, N.T. and DOBRIC, V. (1987). The central limit theorem for stochastic processes. *Annals of Probability* **15**, 164–177.
- ARCONES, M.A. and GINÉ, E. (1992). *On the bootstrap of M-estimators and other statistical functionals*. In: *Exploring the Limits of Bootstrap* (eds. R. LePage, L. Billard), 13–47. New York: Wiley.
- CHEN, C., LINTON, O., and VAN KEILEGOM, I. (2003). Estimation of semiparametric models when the criterion function is not smooth. *Econometrica* **71**, 1591–1608.
- DABROWSKA, D.M. (1997). Smoothed Cox regression. *Annals of Statistics* **25**, 1510–1540.
- GINÉ, E. and ZINN, J. (1990). Bootstrapping general empirical measures. *Annals of Probability* **18**, 851–869.
- HOEM, J.M. (1972). *Inhomogeneous semi-Markov processes, select actuarial tables, and duration-dependence in demography*. In: *Population Dynamics* (eds. T.N.E. Greville), 251–296. New York: Academic Press.
- JACOD, J. (1975). Multivariate point processes: Predictable projection, Radon-Nikodym derivatives, representation of martingales. *Zeitschrift für Wahrscheinlichkeitstheorie und verwandte Gebiete* **31**, 235–253.
- KIM, J.K. (2011). Parametric fractional imputation for missing data analysis. *Biometrika* **98**, 119–132.
- LINDSEY, J.K. (1995). Fitting parametric counting processes by using log-linear models. *Journal of the Royal Statistical Society: Series C* **44**, 201–212.
- POLLARD, D. (1984). *Convergence of Stochastic Processes*. New York: Springer.
- ROBINS, J.M. and WANG, N. (2000). Inference for imputation estimators. *Biometrika* **87**, 113–124.
- RUBIN, D.B. (1987). *Multiple Imputation for Nonresponse in Surveys*. New York: Wiley.
- VAN DER VAART, A.W. (1998). *Asymptotic Statistics*. Cambridge: Cambridge University Press.
- WANG, N. and ROBINS, J.M. (1998). Large-sample theory for parametric multiple imputation procedures. *Biometrika* **85**, 935–948.