

Experimental perspectives on the matter-antimatter asymmetry puzzle: developments in electron EDM and \bar{H} experiments

D. Comparat¹, C. Malbrunot^{2,3}, S. Malbrunot-Ettenauer^{2,4}, E. Widmann⁵, and P. Yzombard⁶

¹*Laboratoire Aimé Cotton, CNRS, Université Paris-Sud, ENS Paris Saclay, Université Paris-Saclay, Bâtiment 505, 91405 Orsay, France*

²*TRIUMF, Vancouver, British Columbia V6T 2A3, Canada*

³*McGill University, Montréal, Québec, H3A 2T8, Canada*

⁴*Department of Physics, University of Toronto, Toronto M5S 1A7, Canada*

⁵*Stefan Meyer Institute for Subatomic Physics, Austrian Academy of Sciences, 1030 Vienna, Austria*

⁶*Laboratoire Kastler Brossel, Sorbonne Université, CNRS, ENS-PSL Université, Collège de France, Paris, 75252, France*

November 13, 2023

Abstract

In the search for clues to the matter-antimatter puzzle, experiments with atoms or molecules play a particular role. These systems allow measurements with very high precision, as demonstrated by the unprecedented limits down to 10^{-30} e.cm on electron EDM using molecular ions, and relative measurements at the level of 10^{-12} in spectroscopy of antihydrogen atoms. Building on these impressive measurements, new experimental directions offer potentials for drastic improvements. We review here some of the new perspectives in those fields and their associated prospects for new physics searches.

1 Introduction

The asymmetry between the matter and antimatter content of our universe is one of the most tantalizing puzzle of modern physics. Many experimental endeavours are focused on searching for manifestations of the mechanisms that would produce such an asymmetry. The main contender for an asymmetry-generating mechanism is CP (Charge and Parity) symmetry violation which, together with the other Sakharov conditions [1], would generate baryon asymmetry. In the Standard Model CP-violation present in the CKM matrix fall short by about 10 orders of magnitude to be a possible explanation for the observed baryon asymmetry of the universe (BAU). The observation of BAU is thus one of the clear indications of the existence of physics beyond the Standard Model (SM). The possibility of a baryon asymmetry generation through heavy neutron leptons (HNL) creation in the early universe has triggered a renewed interest in HNL searches at colliders (see for example [2], references therein and numerous dedicated work). Direct measurements of CP violation in the lepton sector are carried out by long-baseline neutrino experiments [3, 4]. In a complementary approach to searches at high energies, low energy precision experiments are looking for lepton-number violating processes such as neutrinoless double beta decay [5] or scrutinize atoms and molecules in the quest for the existence of electric dipole moments (EDM) of elementary particles that would indicating P and T (time-reversal) symmetry violations [6] the latter being equivalent to CP violation within a CPT-conserving theory. Many beyond-the-Standard-Model theories predict EDMs close to current experimental sensitivities [7].

In this paper we will review some of the new experimental perspectives for EDM searches using atoms and molecules which have potential for impressive improvements to the state-of-the-art while facing challenges that are currently being addressed by a new and active community. Alternatively, BAU can be addressed through the lens of CPT violation. CPT violation combined with baryon number violation could lead to baryon asymmetry in thermal equilibrium and would have the advantage of

being otherwise independent of C- and CP-violating processes [8, 9]. However, since CPT conservation, through the so-called CPT theorem, is established as a cornerstone of quantum field theory, theories involving spontaneous breaking of CPT symmetry are much less common. Nevertheless, CPT violation arises in various string theory models (e.g. [10, 11]), as well as in models where the assumptions of the CPT theorem, such as Lorentz invariance or unitarity are not fulfilled. The group of Kostelecky has constructed an effective field theory, the Standard Model Extension (SME), a generalization of the Standard Model and General Relativity that allows for arbitrary Lorentz and CPT violations. Those violations are quantitatively controlled by a set of coefficients whose values are to be determined or constrained by experiment [12]. Tests of CPT violation through the comparison of fundamental properties of matter and antimatter particles have been pursued in many sectors; from collider experiments to quasi table-top experiments. In particular, since about 20 years, experiments at the antiproton decelerator (AD) at CERN have been dedicated to taming antihydrogen atoms in order to allow extremely precise comparisons of their atomic spectral transitions with the analog ones measured in hydrogen. A precision of 2×10^{-12} [13] has been reached on the 1S-2S transition of trapped antihydrogen atoms which is only 3 orders of magnitude away from the best precision achieved on the same transition in a beam of hydrogen. Triggered in part by the successful laser cooling of antihydrogen atoms [14], perspectives for substantial improvement of precision are being investigated with slow beams of hydrogen in a fountain setting. Aside from spectroscopy measurements, experiments at the AD started more recently exploring diverse experimental techniques to measure the effect of gravity on neutral atoms made - as far as valence quarks are concerned - of antimatter. As with spectroscopy measurements, the realization of sources of slow (anti)-hydrogen atoms will be the path to high precision. In particular an exciting perspective lies in the first measurement of (anti)-atomic gravitational quantum states.

2 Directions in next generation EDM measurements

An EDM is originating from a spatial separation of opposite electrical charge. If an EDM of elementary particle exists this extra moment should be aligned with the spin of the particle to avoid creating an extra degree of freedom that would make two different electrons, for example, discernible in violation of the Pauli principle. Since the spin changes sign under time reversal while the spatial charge distribution remain unchanged, an EDM of an elementary particle would be an indication of T (and thus through CPT theorem of CP) violation. Such EDMs of elementary particles clearly differ from conventional EDMs such as the ones present in polar molecules which are not violating time reversal symmetry. As discussed in many recent review articles [15, 7, 16], the quest for an EDM of a fundamental particle originated over seventy years ago with Ramsey and Purcell's proposal to test discrete symmetries like parity. EDMs of elementary particles are strongly suppressed in the Standard Model of particle physics but are predicted with different magnitudes in various new physics scenarios. As time passed, numerous experimentally viable systems, including atoms and molecules, have contributed to setting increasingly stringent constraints on potential EDMs.

Studying both paramagnetic and diamagnetic systems is necessary for probing different CP violating mechanisms that induce EDMs. Here, we'll first focus on paramagnetic systems, particularly electron EDM (eEDM), which use methods similar to those for diamagnetic systems [6, 7]. In gas phase experiments, spectroscopy techniques measure the energy shift $\Delta E = -\mathbf{d}_e \cdot \mathbf{E}_{\text{eff}} - \boldsymbol{\mu} \cdot \mathbf{B}$ due to applied external electric \mathbf{E}_{ext} and magnetic \mathbf{B} fields. The relationship between \mathbf{E}_{ext} and the effective field \mathbf{E}_{eff} seen by the electron is connected to Schiff's theorem and relativistic effects yielding to [17] $E_{\text{eff}} \sim (200 \text{ GV/cm})(Z/80)^3 \epsilon_s \epsilon_p$ for a $|s\rangle$ (we use the standard notation for the orbital angular momentum) valence electron wave-function $|\Psi\rangle \approx \epsilon_s |s\rangle + \epsilon_p |p\rangle + \dots$ (value typically reduced by an order of magnitude for a d electron or two orders of magnitude for an f one) with a $|p\rangle$ character created by the external Stark Shift. Thus, high- Z atoms with strongly s-p hybridized electron wavefunctions under an external field are ideal. For atoms, weak polarization by \mathbf{E}_{ext} leads to $E_{\text{eff}} \propto \mathbf{E}_{\text{ext}}$ in the range of $1 \times 10^4 \text{ V/cm}$ to $1 \times 10^7 \text{ V/cm}$, while polar molecules require only a small E_{ext} (few V/cm) for full polarization (Stark mixing of opposite parity states) of the molecular bond, giving $\epsilon_s \sim \epsilon_p \sim 1/\sqrt{2}$ and thus many orders of magnitude higher effective field, in the $1 \times 10^{10} \text{ V/cm}$ to $1 \times 10^{11} \text{ V/cm}$ range.

2.1 EDM searches with radioactive molecules

Molecules in which one of the constituent atoms contains a radioactive nucleus represent intriguing systems for EDM searches. As explained above, high- Z atoms provide a substantial increase in sensitivity for eEDM experiments. The ACME collaboration, for instance, exploits the naturally occurring thorium isotope ^{232}Th ($Z = 90$ and a half-life of $1.4 \cdot 10^{10}$ years) incorporated in a thorium monoxide (ThO) molecule. Taking advantage of an internal electric field of $E_{\text{eff}} = 78$ GV/cm in the used excited electronic state, ACME currently establishes a limit on the eEDM of $|d_e| < 1.1 \cdot 10^{-29}$ e cm (90% confidence limit) [18]. This compares favourably to $E_{\text{eff}} = 23$ GV/cm found in singly-charged hafnium monofluoride (HfF^+) which builds upon stable Hf atoms with $Z = 72$. While its HfF^+ measurement holds since recently the tightest bound on an eEDM, i.e. $|d_e| < 4.1 \cdot 10^{-30}$ e cm [19, 20], the next generation JILA experiment will replace HfF^+ with ThF^+ . This is motivated by the higher Z in (radioactive) Th and, thus, larger E_{eff} as well as a longer coherence time reflecting that the EDM sensitivity is found in the electronic ground state of the molecule [21].

Inspired by the successes and prospects for molecules with long-lived radionuclides, the research with molecules has recently been extended to molecular systems containing short-lived atomic nuclei [22]. In these cases the half-lives are as short as weeks, days or even less. Hence, these radioisotopes do not occur naturally but can be synthesized in specialized radioactive ion beam (RIB) facilities. Note that the radioactivity itself is in most cases not of advantage for these EDM studies but rather an unavoidable feature of specific nuclides of interest, e.g. when extending to higher Z or selecting specific nuclear shapes all atomic nuclei are eventually found to be radioactive. Thus, exploiting short-lived radionuclides allows one to tailor molecular systems ideally suited for next-generation EDM searches. For instance, atomic nuclei along an isotopic chain of a chemical element possess different nuclear spins which provides an opportunity to systematically explore nuclear-spin dependency of EDM-inducing electron-nucleon couplings within the same molecular system. Such a program would be difficult to pursue when being limited to stable or long-lived nuclides. In the previously mentioned molecules, thorium has a single long-lived isotope, ^{232}Th with a nuclear spin $I = 0$ and is in addition to an eEDM sensitive to nuclear spin-independent electron-nucleon interaction [23]. The same is true for most stable or long-lived hafnium isotopes. The exceptions, ^{177}Hf ($I = 7/2$) and ^{199}Hf ($I = 9/2$), exhibit large spins which complicates experimental efforts given the many states induced by the hyperfine interaction.

As another major advantage, the work with short-lived radioactive globally opens the region ‘above’ the stable lead isotope ^{208}Pb on the nuclear chart in which no chemical element has a stable isotope and many also lack long-lived, naturally occurring ones. For example, the longest-lived francium (Fr) isotope is ^{223}Fr with a half-life as short as 23 min. However, intriguing physics phenomena manifests in this region in and around the actinides. In particular, strong evidence for octupole-deformed (‘pear-shaped’) nuclei has been collected in radon (Rn), Fr, radium (Ra), actinium (Ac), Th, and protactinium (Pa) isotopes [24, 22] (and references therein). This exquisite shape, rarely observed in atomic nuclei, facilitates an enhanced sensitivity for time-reversal violation inside the atomic nucleus which would otherwise - by force of a ‘re-arrangement’ of the electron cloud- be strongly obscured from experimenters probing atomic or molecular EDMs. This shielding effect [25] is formulated in Schiff’s theorem in the limit of nonrelativistic quantum mechanics but is incomplete also due to the finite size and deformation of the atomic nucleus. This is referred to as the nuclear Schiff moment. As the nucleus interacts with the surrounding electrons, the Schiff moment causes a polarisation of the electron cloud which leads to an atomic or molecular EDM. This gives rise to small energy shifts in atomic/molecular states when the spin of the atomic nucleus is aligned along, or against, an external electric field that polarizes the electron cloud.

For octupole-deformed nuclei the Schiff moment can be large such that the sensitivity of detecting nuclear T-reversal breaking via an atomic or molecular EDM is significantly enhanced compared to spherical nuclei [26]. At this time, the tightest experimental bound on a nuclear Schiff moment arises from measurements in the (stable) mercury isotope ^{199}Hg . Its measured EDM limit of $|d_{\text{Hg}}| < 7.4 \cdot 10^{-30}$ e cm (95% confidence limit) translates to a nuclear Schiff moment of $|S_{\text{Hg}}| < 3.1 \cdot 10^{-13}$ e fm³ [27]. Octupole-deformed nuclei are estimated to come along with enhancement factors for nuclear Schiff moments which can be two to three orders of magnitude larger than in ^{199}Hg . Experimental efforts to directly benefit from this increased sensitivity are pursued in Ra, e.g. [28]. Another strategy, newly adopted for the next generation of experiments, is to complement the advantages offered by heavy, octupole-deformed nuclei with the additional enhancement factors when incorporating them

into molecules [22]. These can be as large as 1'000-10'0000 resulting to a combined increase in intrinsic sensitivity to nuclear Schiff moments by up to seven orders of magnitude compared to ^{199}Hg . Such an enormous discovery potential has its price; all experimentally known examples of (static) octupole deformation are found in radioactive nuclei and are consequently available only in minute sample sizes at RIB facilities.

Low yields and short half-lives are commonly encountered in the science of rare isotopes. Thus, a sophisticated tool box of experimental techniques has been developed to address them. Among those, methods of atomic, molecular and optical (AMO) physics such as ion and atom trapping as well as laser spectroscopy have been specifically adapted to the challenges when exploiting physics opportunities with RIBs [29]. Exemplary highlights under 'extreme experimental conditions' include ion-trap based mass measurements of radionuclides with half-lives below 10 ms [30] or with yields less than 1 ion per hour delivered to experimenters [31]. Laser spectroscopy of radioactive atoms has a long history of successful exploitation of high-resolution methods such as collinear laser spectroscopy as well as highly sensitive approaches such as resonant ionization spectroscopy. The field is continuously re-inventing itself by exploring new experimental methods as well as by expanding its scientific horizon [32].

As a ground-breaking example of this innovative processes, the successful formation and identification of molecules containing Ra isotopes in an ion trap [33] as well as the first spectroscopy of radium monofluoride (RaF) molecules [34, 35] have been the starting whistle for experimental work with radioactive molecules. While the general perspective of this newly emerging field is summarized in Ref. [22], molecules which have been proposed in the context of EDM searches are for instance RaF [36, 37, 34], RaOH [38, 39], RaO [40], RaH [41], RaOCH_3^+ [33, 42], AcF [43], or short-lived ThO [44], as well as ThOH^+ , ThF^+ [44] or AcO^+ [45].

Although their intrinsic enhancement factors are enormous, the radioactive nature of octupole-deformed nuclides will generally translate into lower statistics compared to stable molecules or atoms. Hence, experimental initiatives to measure nuclear Schiff moments with radioactive molecules often consider atom and ion traps as well as embedding them inside cryogenic solids to extend the coherence and observation time of the available samples. Moreover, studies have been initiated to optimize the efficient formation of these molecules [46], to obtain colder samples, e.g. via direct laser cooling, sympathetic cooling with co-trapped laser-coolable ions [47] (or atoms), or formation of molecules starting from ultra-cold atoms themselves [48]. Since present knowledge about the structure of radioactive molecules is in most cases based on theoretical calculations, one critical experimental effort will focus on the spectroscopy of these molecules in order to further characterize their suitability for EDM searches.

The emerging interest in (short-lived) radioactive molecules in general and in their potential for unprecedented sensitivity in EDM searches in particular coincides with the completion of next-generation RIB facilities such as FRIB at MSU, ARIEL at TRIUMF, FAIR at GSI, or SPIRAL2 at GANIL. An increased variety in RIBs is therefore expected for experiments, in combination with a significantly larger availability of specific radionuclides of interest. The latter will be facilitated by new multi-user capabilities either via parasitic use of radioactive ions downstream of another RIB experiment or by multiple driver beams at a single RIB facility enabling simultaneous RIB production and delivery to various experimental stations. Since known octupole deformed nuclei have with a few exceptions half-lives of days to years, offline operation of a previously irradiated production target or isotope harvesting from a facility's beam dump are attractive resources of radionuclides of interest. Hence, the worldwide network of RIB facilities provides an excellent foundation for the research of radioactive molecules and their use as novel EDM probes [22].

2.2 Solid state systems and cryogenic matrices

The measurement of permanent EDM in atomic, molecular, and nuclear systems can be conducted in both the gas phase and solid phase. While the gas phase technique is the most used and established, solid samples can offer advantages. The first key edge being the macroscopic number N of atoms or molecules present in a given sample during the total integrated interrogation time directly improving the statistical averaging of the sensitivity σ_d of an EDM measurement: $\sigma_d \approx \frac{\hbar}{\epsilon E_{\text{eff}} \tau \sqrt{N}}$; where τ is the single-shot (travelling or coherence time limited) measurement time, and ϵ the visibility or polarization fraction of atoms/molecules (i.e. dipole alignment or spin state preparation efficiency). So, by combining the very high atomic density with the large sample size of solids, many order of

magnitude improvement in sensitivity can theoretically be expected compared to beam or ion trap experiments. The second advantage, suggested by Shapiro in 1968, is that new observables, in addition to the pure spectroscopy shift ΔE , can be used. This is due to the fact that the electric dipole moment \mathbf{d} of a particle is aligned to its total angular momentum and thus to its magnetic moment $\boldsymbol{\mu}$. Compared to the gas phase, two additional measurement schemes can be used: alignment of \mathbf{d} using \mathbf{E}_{ext} , creating macroscopic magnetization due to $\boldsymbol{\mu} \parallel \mathbf{d}$; or alignment of $\boldsymbol{\mu}$ using \mathbf{B} , leading to dielectric polarization (since $\mathbf{d} \parallel \boldsymbol{\mu}$). Both effects can be measured in a sample. A typical setup for such solid state experiment is shown in Figure 1.

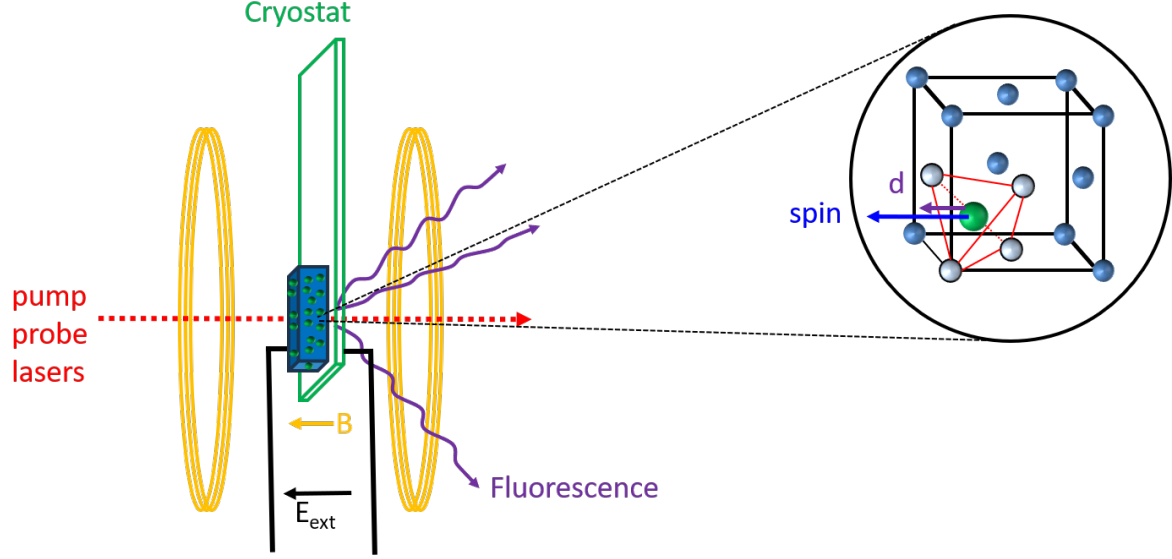


Figure 1: Schematics of a solid state EDM experiment. A solid (in blue), often formed at or cooled to cryogenic temperature, is doped with high density atoms or molecules (in green), pumped and probed by lasers under external electric and/or magnetic fields. The alignment of the EDM \mathbf{d} along the spin is schematized on the zoomed part on the right: illustrative case for Cs, or BaF, doped in solid Ar [49, 50] with a trapping site with one dopant surrounded by 4 vacancies (white) in a tetrahedral symmetry of an fcc crystal (in blue).

2.2.1 EDM in solid: results to date

year	sample	eEDM limit in $e \cdot \text{cm}$	method	
1961	KCr- & $\text{NH}_4^+ (\text{SO}_4)_2 \cdot 12\text{H}_2\text{O}$	$d_e < 10^{-13}$	spectroscopy	[51]
1963	$\text{Al}_2\text{O}_3:\text{Cr}$ & $\text{MgO}:\text{Cr}$	$d_e = (1 \pm 4.6)\text{Ö}10^{-16}$	spectroscopy	[52]
1979	nickel-zink-ferrite	$d_e = (8.1 \pm 11.6)\text{Ö}10^{-23}$	Magnetometry	[53]
2004	GdIG	$d_e = (2 \pm 3)\text{Ö}10^{-24}$	Voltage	[54]
2011	GGG	$d_e = (-5.57 \pm 7.98 \pm 0.12)\text{Ö}10^{-25}$	Magnetometry	[55]
2012	$\text{Eu}_{0.5}\text{Ba}_{0.5}\text{TiO}_3$	$d_e = (-1.07 \pm 3.06 \pm 1.74)\text{Ö}10^{-25}$	Magnetometry	[56]

Table 1: List of solid state systems used for eEDM searches and their published bound results. Whenever stated, statistical and systematic uncertainties are provided in this order.

We have listed in Table 1 all (to our knowledge) eEDM in solid state results. The first successful eEDM search in a solid system was performed in 1961 on a mono-crystal at cryogenic temperatures using a modified version of the electron paramagnetic resonance (EPR) spectroscopy. The measurement employed an electric field to measure the linear stark splitting due to the eEDM. In 1963, an improved measurement using Cr atoms in alumina or magnesia applied both electric and magnetic fields, enabling a line shift measurement. However, after these works, no further eEDM search using EPR in solids was published. In 1979, a measurement was performed on nickel-zinc ferrite using an oscillating electric field and a SQUID to measure the magnetization from the eEDM-induced sample polarization.

Later, two new magnetometry measurements were conducted on paramagnetic Gadolinium-Gallium-Garnet (GGG) and $\text{Eu}_{0.5}\text{Ba}_{0.5}\text{TiO}_3$. The GGG measurement had improved sensitivity and systematics control, while the Eu solid experiment faced challenges due to ferroelectricity and ferroelectric relaxation. Despite the difficulties, the Eu solid measurement provided the most stringent eEDM limit in a solid-state experiment to date due to the enhanced polarizability inside the ferroelectric crystal. Only one attempt was made to measure the eEDM-induced electric potential after applying a magnetic field. The experiment used ferrimagnetic GdIG with Yttrium-doped samples to achieve specific compensation temperatures. However, complications arose from the pinning of magnetic domains, significantly limiting the measurement’s sensitivity.

2.2.2 EDM in solid: new directions

Following previous work in the above-mentioned experiments, a new direction started to recently gain importance: the use of atoms or molecules embedded in a frozen gas at cryogenic temperatures. The idea of matrix isolation spectroscopy to measure the eEDM is not new and was first proposed by C. Pryor and F. Wilczek in 1987 [57]. The use of molecules was then mentioned in Refs. [58, 59]. The main idea is to isolate EDM-relevant species in rare gas crystals, which are chemically inert elements and thus should not affect strongly their hosts, allowing them to be manipulated using lasers similarly to molecular beam experiments. One of the first serious experimental investigations was undertaken by the group of A. Weis (see the review [60]) using laser desorption of Cs atoms in pressurized solid ^4He . Results were not reproducible because of ion and electrons created by the laser shots with the clear-cut conclusion that *“one cannot expect an experiment using cesium atoms implanted in helium crystals to be competitive with other existing EDM experiments.”* [61]. However, thanks to the work of J. D. Weinstein’s group, on alkali atoms in para-hydrogen, Ne, and Ar matrix [62, 63, 64] there has been renewed interest in using matrix isolation spectroscopy for EDM searches [19]. Indeed, recent achievements regarding high dopant density $\sim 1 \times 10^{18} \text{ cm}^{-3}$, while maintaining long spin coherence time (as long as 0.1 s) and good optical pumping capacity, are all very positive first steps toward an initial EDM measurement or spin alignment [65, 66, 67, 68]. After the proposal [69], a series of studies on atoms (Rb, Cs, Tm, Yb, ...) and molecules (BaF, RaF, ...) in rare-gas (Ne, Ar mainly) or parahydrogen matrices were conducted [70, 71, 72, 49, 73, 50, 74, 75, 76]. Besides the high sample size and other advantages mentioned above, measurements in solid can also offer a few potential additional benefits: the crystal field (typically on the order of tens of MV/cm) can produce high E_{eff} values, molecules could align themselves along the local crystal axes due to specific trapping site environment [69, 50, 74]. This phenomenon would mitigate many of the systematic effects associated with applying an external electric field during the EDM measurement cycle. Obviously many other specific systematic effects have to be mastered along the way to an EDM measurement including laser and fields stability alignment and homogeneity, isotopic purity quality and reproductibility of the samples, inhomogeneous broadening effects, magneto-electric coupling, bleaching effect, diffusion of particles, residual magnetization or polarization, dielectric relaxation, heat formation or lattice deformation under application of fields or cryostat-induced vibrations etc.

These will open and feed collateral areas of research such as sensitive (co-)magnetometers for instance with co-dopants or using polyatomic molecules [77], single crystals growth [78, 79, 80], individual atomic detection by optical means or by ionisation and electrons’ extraction [81, 82, 83], quantum control and sensing [84] that may help in reaching higher sensitivities in the future.

2.2.3 Related experiments

The EDM experimental apparatus can often be used to detect other spin-dependent interactions or other tiny effects that would affect the atomic properties [85]. Among them is the search for ultralight bosonic dark matter [86] such as axion like particles that typically produced time-varying EDMs, the effect of which being possibly detected using atomic transitions [87, 88]. This opens new perspectives for dark matter searches such as followed by the Cosmic Axion Spin Precession Experiment (CASPER) [89] or by the DEMIURGOS project [82]. The nEXO experiment is another example of the application of trapping in cryogenic matrices. nEXO is searching for neutrinoless double beta decay in xenon; the tagging of the ^{136}Ba atom daughter, resulting from the decay of ^{136}Xe , is a powerful technique to discriminate background. One of the techniques for Ba-tagging consists of trapping the atom in a solid xenon matrix and detecting it through fluorescence imaging [81]. Similar EDM type of solid state

experiments can sometimes be realized using liquid, where spin precession (of NMR type) measurement can be favored compared to solid phase, but keeping the advantage of the high density [90, 91]. However in solid, the existence of a preferential axis of symmetry allow for anisotrope couplings between angular momenta. In such systems new parity violating observable arise giving sensitivity to nuclear anapole moments for instance [92, 93, 94, 95, 96].

Ultimately, this solid state methodology can be effectively integrated with radioactive atoms or molecules housed within crystals. A number of experiments are progressing towards identifying the best conditions using a transparent crystal, ideal for optical pumping, which is either doped or stoichiometric for maximum density, and based on radioactive molecules, which provide high enhancement and co-magnetometry properties, along with a closed, separately aligned parity doublet [97, 75, 98, 99, 22, 100]. This illustrates the profusion of new developments in this area and presages exciting results.

3 Directions in next generation $\bar{\text{H}}$ experiments

3.1 Toward fountain experiments

3.1.1 State of the art

The ALPHA collaboration at CERN has in recent years performed several spectroscopy measurements in antihydrogen trapped in a Ioffe-Pritchard trap (IPT) [101]: the observation [102] and determination of the 1S-2S two-photon laser transition (cf. Fig.2 (left) for the various transitions) with accuracy of 2×10^{-12} [13], and the observation of $n = 1$ hyperfine transitions [103] and their determination to 4×10^{-4} precision [104]. Measurements were also done on the $n = 2$ fine structure [105] and the Lyman- α transition [106], which allows the extraction of the Lamb shift in antihydrogen to a moderate precision of 11 % [105]. A first observation of laser cooling using a Lyman- α laser [14] promises to achieve narrower line widths and thus higher precision for the 1S-2S transition.

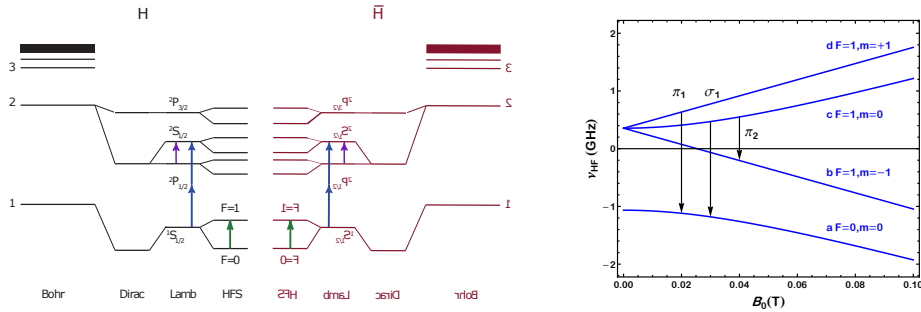


Figure 2: Left: Level diagram of hydrogen and antihydrogen. Right: Breit-Rabi diagram of antihydrogen. For hydrogen the quantum numbers $(F, M_F) = (1, -1)$ and $(1, 1)$ are exchanged.

For the 1S-2S transition, the precision that can be ultimately reached in a trap is difficult to estimate. The best measurement of hydrogen using a cold beam in a field-free region has an accuracy of 4.2×10^{-15} [107]. The measurement of [13] with $\bar{\text{H}}$ was done at a background field of $B \sim 1$ T (needed to trap $\bar{\text{p}}$ before forming $\bar{\text{H}}$), which leads to a shift of ~ 600 kHz ($\cong 2.5 \times 10^{-10}$). This shift has to be corrected using QED calculations that depend on the actual value of B which needs to be measured separately. Furthermore, the velocity distribution of $\bar{\text{H}}$ atoms having finite temperature causes the atoms to move in regions of varying magnetic field inside the trap, leading to a modification of the line shape that has to be modeled using simulations. Achieving higher precision will therefore require one to measure H in the same trap, in which case – since the line shape depends on the velocity distribution of the atoms – also the temperature has to be controlled. Alternatively, the atoms can be moved into a field-free region for spectroscopy as described in the next section.

In-trap hyperfine spectroscopy is more difficult as the magnetic fields and field gradients necessary for trapping lead to large Zeeman shifts. One can use combinations of electron spin-flip transitions that yield the zero-field HFS splitting ν_{HF} without knowing the magnetic field, as done in [103, 104] which extracted $\nu_{\text{HF}} = \nu_{\pi_1} - \nu_{\pi_2}$ (cf. Fig.2 (right)). A next step in precision could be achieved by

using double resonance methods as proposed by ALPHA [108], driving one electron spin flip (e.g. ν_{π_1}) and one proton spin flip transition ($(F, M_F) = (1, 0) \rightarrow (1, -1)$) simultaneously and making use of the fact that proton spin-flip transitions have a magnetic-field insensitive point at $B \sim 0.65$ T [109].

ASACUSA has proposed an in-beam method for hyperfine spectroscopy [110, 111, 112], and shown that the method works at the ppb level with hydrogen [113]. Based on this result they estimated that with a few thousand antihydrogen atoms, an accuracy of ppm could be reached. A straight-forward extension of the currently used Rabi method would be to employ a Ramsey method of separated oscillatory fields [114, 115], where a further factor ~ 20 could be gained. The group of T. Hänsch at the MPQ Munich, has pioneered this method for optical spectroscopy by applying it to a cryocooled hydrogen beam. They observed Ramsey fringes on the two-photon 1S-2S transition [116], and improved the resolution of the line to 6 parts in 10^{-13} , which was the world record at that time for the resolution of a transition for neutral atoms.

3.1.2 Fountain experiments

A further substantial increase in precision can be obtained by moving to much slower atoms in a field free region. The slower the atoms, the longer they interact with the applied laser or microwave radiation and thus the narrower the lines become. This is true as long as the resulting line width is larger than the natural line width of the transition or the line width of the radiation source. The best way towards slower atoms is to follow the path of ultra-cold atoms and to create a fountain from trapped (anti)hydrogen atoms, where (anti)atoms are expelled from the inhomogeneous field region needed for trapping and cooling to a field-free region where spectroscopy can be performed. RF spectroscopy has e.g. been demonstrated in a fountain created from laser-cooled Na atoms [118], and Cs fountain clocks provide currently the most accurate definition of the SI second (see e.g. [119]). Cs fountain clocks make use of a Ramsey method, where the same cavity is traversed twice, once upwards and twice downwards, reducing systematic effects for a situation with two cavities. The idea of optical Ramsey spectroscopy applied to hydrogen atoms in a fountain is a long term endeavor. Simulations show [120] that a resolution of the natural line width of the 1S-2S transition and thus sub-Hz precision can be obtained.

Indeed, for (anti)hydrogen, the potential energy difference of 1 m in the Earth gravitational field corresponds to a temperature of a few mK, and velocities of a few m/s. Such temperatures can be reached for H in cryogenic traps using evaporative cooling, e.g. as used in the formation of a Bose Einstein Condensate of hydrogen [121]. As described in sec. 3.2 3.2.4, the GRASIAN collaboration [122] has built a large octupole IPT and demonstrated its operation [117]. Based on this, experiments can be foreseen that use either trapped H at $T \sim 100 \mu\text{K}$ and launch a fountain inside a cryostat, or alternatively let them fall across a cavity onto a superfluid He film where they will be reflected and, when passing the cavity again, perform a Ramsey measurement (cf. Fig. 3, more details will be given in sec. 3.2 3.2.4). For hyperfine measurements a well-defined magnetic field environment needs to be created by shielding external fields and applying a homogeneous background field at the position of the atoms. Such experiments can also be applied to $\bar{\text{H}}$ as proposed by the GBAR collaboration, see sec. 3.2 3.2.4.

HAICU [123] is another recent experiment aiming at creating a fountain interferometer compatible

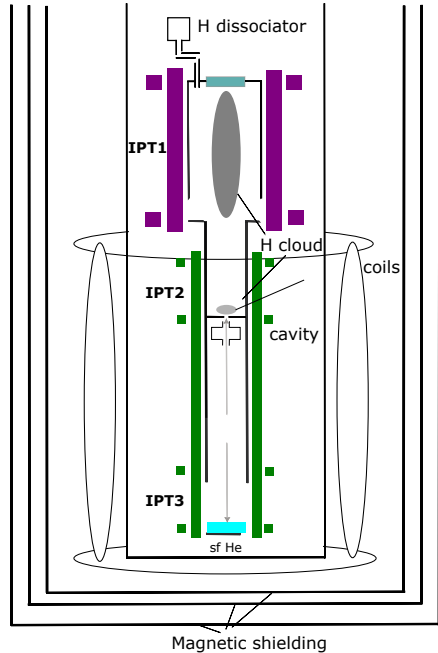


Figure 3: Schematic drawing of a setup to create ultra-cold H through evaporative cooling in a superconducting trap IPT1. H atoms can either be trapped in a normal-conducting trap IPT2 and dropped onto a superfluid He film, or trapped in IPT3 and released to form a fountain. Adopted from [117].

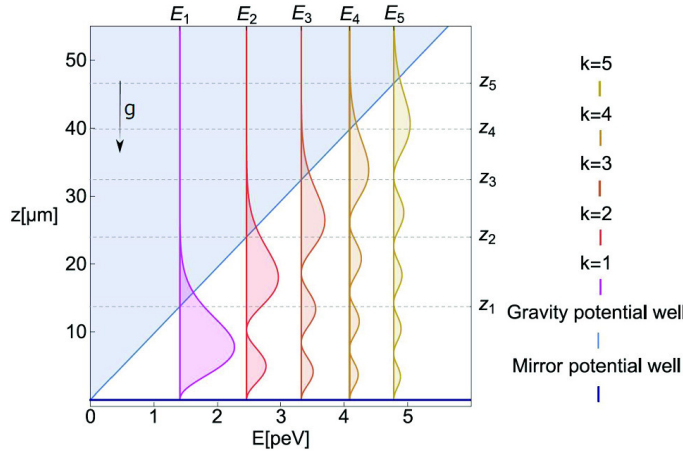


Figure 4: Figure from [141], cover of EPJD, 77 (March 2023): GQS eigenstates of 1 atomic-mass particle trapped inside the gravity (top) and QR (bottom) potential well.

with both hydrogen and antihydrogen atoms. It foresees magnetically compressing (anti)-hydrogen atoms into a mm-scale volume where three-dimensional Doppler-cooling is applied. A next cooling stage is achieved via adiabatic expansion to another trap to reach micro-Kelvin energies before a magnetic launch into a fountain volume.

3.2 Gravitational quantum states

3.2.1 GQS principle and the historical experiment

The framework of Gravitational quantum states (GQS) of particles was first derived in 1928 [124] with a massive particle inside a triangular potential well, and soon it became a popular problem for students in many textbooks on quantum mechanics [125, 126]. Only nearly 75 years later, scientists demonstrated this phenomenon through the direct observation of the first GQS on neutron [127]. Confined on the bottom by the quantum reflections (QR) on a mirror and on top by gravity, Ultra Cold Neutrons (UCNs) were measured to only exist in discrete quantum states, as theoretically expected [128]. But until now, the GQS of atoms, predicted to exist following the same physics than for the neutrons (n), have never been observed. After the observation of GQS of neutrons, active analysis of the peculiarities of these phenomena was initiated and their applications to the search for new physics, such as the searches for extra fundamental short-range interactions [129], verification of the Weak Equivalence Principle in the quantum regime [130], extensions of quantum mechanics [131], extensions of gravity and space theories or tests of Lorentz invariance [132, 133] were studied. Similar impacts on modern physics is expected to be triggered by the studies of GQS on (anti)-hydrogen, as for instance for the WEP tests [134]. The aim of this section is to give a glimpse about some of the possibilities offered by the studies of GQS and QR with anti-atoms/atoms. Compared to neutrons, H atoms (whose mass is similar to n) allow for a larger and slower particle flow allowing a better resolution of these states. They are a good testbench before moving towards the studies of GQS on anti-atoms. Besides, compared to neutrons, the reflection mechanism is different for (anti-)H since it occurs without any contact to the surface, allowing one to probe different interactions [135]. As (anti)-hydrogen is the simplest atom (only two particles bound together), its properties can be calculated very precisely [136]; thus it is an ideal probe to test precisely new physics [137, 138]. GQS studies could also be applied to various exotic systems, such as Muonium or Positronium [139], and recent development on sources of slow Ps (~ 10 K) atoms could serve the observation of GQS on these purely leptonic antimatter-matter bound systems [140].

GQS principle: The particle (neutron, H, \bar{H} , etc) wavefunction $\psi(z)$ in the Earth's gravitational field ($V(z) = mgz$) above an ideal mirror is governed by the Schrodinger equation $\frac{\hbar^2}{2m} \frac{d^2 \psi(z)}{dz^2} (E - mgz)\psi(z) = 0$; where \hbar is the reduced Planck constant, m is the particle's mass, z is the height (perfect reflector at $z=0$), E is the energy of the vertical motion of the particle, and g is the acceleration in the

Earth’s gravitational field. The solutions of such equations are given by the Airy functions and the eigenstates are plotted in Fig. 4, with typical energy splitting of peV. In short, in order to form GQS, the particles need to be trapped long enough between the gravitational potential and the reflecting surface. Indeed, following the Heisenberg uncertainty principle $\Delta\tau \Delta E \geq \frac{\hbar}{2}$, the time of flight $\Delta\tau$ that the atoms spend in the confinement region should be long enough such that the uncertainty on the energy of the states ΔE decreases to be much smaller than the typical energy of the GQS (\sim peV). The typical interaction time is in \sim ms. This theoretical statement leads to some stringent experimental requirements (slow enough particles) and explains why the direct observation of QGS remains currently challenging. Let us point out that GQS of n, H and $\bar{\text{H}}$ are expected to be formed essentially via identical process. First, the only parameter of the particle which enters to the Schrodinger equation for a neutral particle above a perfect mirror is its mass m . Details studies have been performed about the effect of heavier mass particles and how it affects the GQS derivation [142], but for our discussion the considered particles n, H and $\bar{\text{H}}$ have nearly the same mass, close to the atomic mass unit. Second, the flat surface is nearly a perfect mirror for sufficiently slow H and $\bar{\text{H}}$ due to the high probability of quantum reflection [143, 135] and the fact that the characteristic range of raising the surface potential, $\approx 10^{-10} - 10^{-9}$ m, is much smaller than the particle wavelength in GQS $\approx 10^{-5}$ m, such that the particles only see an infinite steep potential when approaching the surface, and bounce back due to quantum reflection.

3.2.2 Realizing the historical ”fly-through” experiment with hydrogen

The GQS of neutrons have been observed for the first time in 2002 at ILL [127]. A sketch of the experiment is shown in Fig. 5 (left). A flux of collimated slow neutrons impinging at grazing angles to a bottom surface (flat silicon mirror), and on top of it, an “absorber” scatters any neutron that reaches the top surface, such that only the particles with a well-defined quantum state fitting in the gap between the mirror and absorber are detected at the exit. The experiment consists in lifting slowly the absorber above the mirror such that the spacing between the two increases. As shown in Fig. 5 (right), in the classical regime, we expect the detected flux to increase continuously as the space between mirror and absorber increases. Whereas, in the quantum regime, the neutrons can only pass through if the gravity quantum states can exist between the mirror and absorber, meaning that the spacing is wider than the typical spread of wavefunction of the GQS. Until reaching the typical spacing of the first QGS, no flux is expected to be detected. Then, as the spacing is large enough, a first flux of neutrons is detected, corresponding to the neutrons into the first GQS ; and in the same way for the next GQS. In case of QGS formation, the flux of particles detected is a step-wise form, as experimentally measured (Fig. 5 (right)) for neutrons [127].

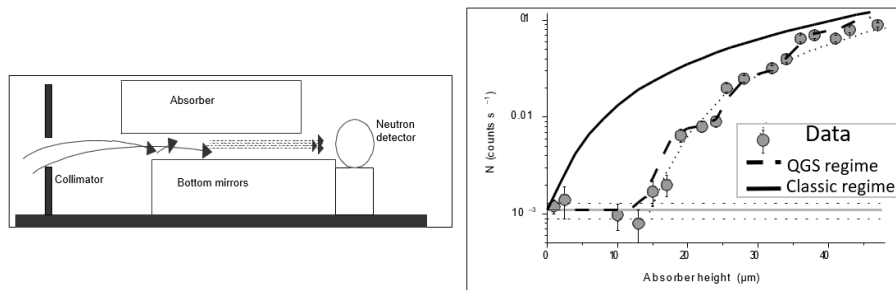


Figure 5: (left): experimental schematic for the detection of GQS of neutrons. (right) experimental data [127] compared to the two flux models (classic and quantum regimes).

A new international collaboration, GRASIAN [122], aims to observe for the first time the QGS of hydrogen, using a fly-through experiment similar to what has been realised with neutrons. A test-bench experiment is being developed at ETH Zürich in the group of P. Crivelli [141]; results of this experiment will determine the developments of the rest of the program. Mainly, the foreseen goals are to use the GQS to test new physics such as extra fundamental short-range interactions [129] or perform CPT tests [138], developing similar experiments to antihydrogen (See Sec 3.2.3 below). Another long-term project would be to trap H [117] for enough time in order to form long-living GQS, and perform precision microwave and optics spectroscopy to resolve the shifts in energy due to the GQS, probing then short-range forces (see Sec. 3.2.4 below.).

3.2.3 Quantum reflection (QR) experiments

Quantum reflection of massive particles is a well-known and theoretically well-described phenomenon [135]. Decades ago, hydrogen [144, 145, 146, 147] and other systems [148] have been scattered off liquid helium surfaces while neon [149] and sodium atoms [150] have been reflected from room temperature surfaces. In several cases the sticking probability was measured and not directly the reflectivity, and in direct measurements at best values of 60% were observed [150]. The development of cryogenic sources of H beam opens the possibility of directly measure the high QR ratio theoretically predicted for (anti-) hydrogen, due to rapidly varying Casimir-Polder potential appearing in the vicinity of the surface and that can lead to specular reflectivities $\geq 95\%$ [151, 152, 135, 153]. This would allow to “store” hydrogen for long times by multiple bounces on surfaces, which in turn would allow spectroscopy of hydrogen with unprecedented accuracy, see Sec. 3.2.4. Within the GRASIAN collaboration, an experiment at the Stefan Meyer Institute (Vienna) in the group of E. Widmann, is under development. The idea is to use a cryogenic hydrogen beam (~ 4 K), collimated and sent at grazing angle onto different surfaces, to first measure the QR coefficient (comparison between specularly reflected and scattered atoms).

QR and GQS formations of ultra-cold anti-atoms find an appealing application for the measurement of the Earth gravitational acceleration, such as for instance, within the GBAR collaboration [154]. Shortly, the principle of GBAR is to form an antihydrogen ion (\bar{H}^+), in order to co-trap it with a laser-cooled beryllium atom, in a Paul trap. Once sympathetically cooled to $\delta E_{Kin} \sim 10\mu eV$ a photodetachment laser shot removes the exceeding positron, leading to the neutral \bar{H} atom to “fall” under gravity. With a time of flight measurement, the initial proposal aimed for a 1% resolution on the “g” measurement. Due to the extremely low initial temperature of the \bar{H} for the GBAR measurement, intensive studies have been performed to understand the QR that will occur on the vacuum chamber’s walls of the experiment [135, 153]. An interesting proposal is to make use of these highly probable quantum reflections that will enable the formation of GQS after several quantum bounces and improve the direct tests of the Weak Equivalent Principle [155, 134]. Indeed, careful calculations have been derived and show that an improvement on the expected sensibility on the measurement on “g” could reach 10^{-5} [156] relative uncertainty using only $N_{\bar{H}} = 1000$ anti-atoms. To put this number in perspective, as of now, the direct experimental bounds on the ratio of gravitational mass and inertial mass for antihydrogen are : $-65 < (\frac{M_g}{M})_{\bar{H}} < 110$ [157]. The principle of the measurement is sketched in Fig. 6 left, where the initial wavepacket ζ of one \bar{H} is shown, that takes into account the photon-recoil from the photo-detachment process as well as the micro-motion from the RF trap (using the frequency trap f as a simulation parameter). The anti-atom falls under the gravitational Earth’s field and undergoes several QR (red-dashed curve) on the bottom surface of the vacuum chamber, leading to the formation of gravitational quantum states (depicted in black dashed energy levels) and to some interferences in the momentum distributions of the anti-atoms. After a free fall of $H = 30$ cm, the interferences can be detected using a position-sensitive detection (annihilation of the \bar{H} can be positioned with $10 \mu m$ resolution), a typical reconstructed signal is plotted in Fig.6, right. A new design of the free-fall chamber could enhance even more the resolution of g with fewer \bar{H} down to $N=10$ only [158].

3.2.4 Spectroscopy with ultra-cold trapped (anti)-H

As mentioned in Sec. 3.1, the highly resolved spectroscopy of anti-H/H atoms is a key method for CPT and direct tests of the QED predictions. We dealt with the possibility of doing spectroscopic measurement in Ramsey-type fountain based experiments previously. To continue the overview on possible GQS experimental applications, let’s discuss here another project that aims to trap and form 100 μK hydrogen atoms. Trapping and cooling hydrogen atoms at low temperature and high enough density to form BEC was only performed once by the group of D. Kleppner at MIT [121] and in the two-dimensional H gas at the University of Turku [159] in 1998.

A new proposal of trapping H atoms using a magnetic trap for cooling a large number of H atoms below 1 mK has been recently developed within GRASIAN [160], in the Turku University in the group of S. Vasiliev. From this preliminary trap, the cold atoms will be transferred to a secondary trap IPT2 for selecting only the lowest velocities [117]. Then, the ultra-slow atoms will be released and fall to bounce onto superfluid helium coated surface, being trapped by gravity on top and QR on bottom. A vertical magnetic field will ensure the transverse confinement, forming what has been called a magneto-gravitational trap [161]. The liquid He surface presents the weakest interaction potential and

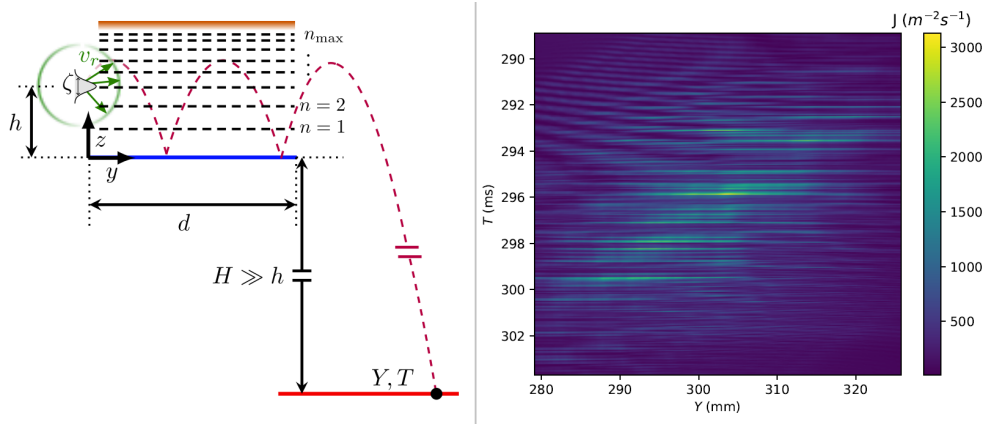


Figure 6: Figure from [156]. Left: schematic representation of the concept of the experiment. The blue horizontal line represents the quantum mirror of radius d . The atoms are released at a mean height h above the mirror with a dispersion ζ in all space directions. An absorber (orange line) is placed above the mirror allowing n_{\max} Gravitational Quantum States to pass through the device. H is the free-fall height, Y and T the positions in space and time of the detection events on the detector plate in red. Right: the quantum interferences from the different GQS of the $\bar{\text{H}}$ atoms, lead to the probability current density $J(Y; T)$ on the detection plate, for $Z = -30\text{cm}$ and $X = 0$. Parameters: $f_{RF\text{trap}} = 20\text{ kHz}$, $\delta E = 10\ \mu\text{eV}$, $N_{\bar{\text{H}}} = 1000$.

provides nearly perfect reflecting conditions for low-energy atoms [151, 152], allowing for long trapping time $\gtrsim 1\text{ s}$, and enabling the formation of long-living GQS states (high n). Within this magneto-gravitational trap, highly resolved spectroscopy of 1S-2S states of H atoms (natural linewidth of $\sim 1.2\text{ Hz}$ or 0.125 s lifetime), will be possible, with drastically reduced second-order Doppler effect, one of the main systematic effects limiting the current measurement [107]. The ultimate goal would be to be able to perform the spectroscopy of the GQS energy splitting ($\sim 200\text{ Hz}$ difference between the $n=1$ and $n=2$ GQS states on hydrogens), with various spectroscopic methods, such as Ramsey-type spectroscopy described in [161]. Building upon ALPHA's Ioffe Pritchard trap (magnetic bottle type trap) for antihydrogen atoms, the laser cooling developed in the same apparatus [14], and the 1S-2S spectroscopy methods that are currently being improved to eventually match the precision achieved in H atoms [13], could open a path for performing the GQS spectroscopic measurements on ultra-cold antihydrogen atoms as well. This would allow an ultimate direct comparison with $\bar{\text{H}}/\text{H}$ predictions for the GQS energy shifts, where one could dream of probing the Casimir-Polder shifts on the quantum levitated states [155]. Directly measuring the energy shifts induced by the formation of the GQS for both hydrogen and its anti-atom will enable one to test the theory on short-distance forces [162, 152].

Hyperfine spectroscopy of H could also be performed from the ultra-cold hydrogen source described above. Here it will not be possible to use the GMT trap as the strong magnetic field gradients would lead to large frequency shifts. HFS measurements need to be performed in a region of small but extremely homogeneous magnetic field. As indicated in Fig. 3, the cold atoms held at the bottom of IPT2 can be released, traverse a microwave cavity and be reflected from a superfluid He film. On the way up they pass the cavity a second time, creating a Ramsey measurement. The atoms can be retrapped at IPT2, or let fall again to repeat the process. For a fall distance of 10 cm , the QR coefficient is ~ 0.88 [151] and the round-turn time for one bounce is 0.2 s . Thus it should be possible to reach interaction times of order 1 second , promising sub-Hz precision. For lateral confinement a tube covered with superfluid He can be used.

Theory also predicts lifetimes of $\text{H}/\bar{\text{H}}$ in GQS above superfluid He of more than 1 s [151], allowing alternatively to build a maser with walls coated with superfluid He. Both methods can also be used for $\bar{\text{H}}$, provided a source of $\sim 100\ \mu\text{K}$ temperature can be prepared using e.g. the method proposed by GBAR [154] or HAICU [123].

4 Conclusion

We have reviewed here some of the new experimental developments addressing the matter-antimatter asymmetry puzzle using atomic and molecular systems. These low energy systems have the advantage of offering potentials for unprecedented precision building upon AMO techniques which are being further developed in the search for CP and CPT symmetry violations. Some of the endeavours discussed are table-top like experiments (EDM measurements in cryogenic matrices, hydrogen spectroscopy). Others require accelerators facilities to generate exotic species (radioactive molecules and antihydrogen atoms), and thus represent complementary experimental approaches to address fundamental particle physics questions. In the case of CP violation searches with electron EDM two major next-generation endeavours are being pursued to surpass gas-phase experiments' sensitivities. The first one consists in using short-lived radionuclides in tailored molecular systems to benefit from extremely large enhancement factors. The second one consists in combining very high densities (as offered by solid samples in previous searches) while retaining key properties for quantum control such as optical pumping techniques, using cryogenic matrices. On the CPT tests side, the realm of high precision spectroscopy with antihydrogen atoms and the successful attempts at laser cooling have widened the horizons and renewed interest in hydrogen fountains and slow atomic beams in general in particular in view of the increased precision and perspective for new physics searches that quantum gravitational states measurement would offer. These ambitious new efforts highlight the dynamism of the field and the potentials offered by high-precision small- to mid-scale experiments in the search for physics beyond the Standard Model.

Acknowledgement

We acknowledge S. Lahs, V. Nesvizhevsky, F. Nez, and S. Reynaud for fruitful discussions. This work was in part supported by the Agence Nationale de la Recherche (ANR) under the project ANR-21-CE30-0028-01, the Austrian Science Fund (FWF) [W1252-N27] (Doktoratskolleg Particles and Interactions), and the Natural Sciences and Engineering Council of Canada (NSERC). TRIUMF receives federal funding via a contribution agreement with the National Research Council of Canada.

References

- [1] A. D. Sakharov. Violation of CP Invariance, C asymmetry, and baryon asymmetry of the universe. *Pisma Zh. Eksp. Teor. Fiz.*, 5:32–35, 1967.
- [2] P. Agrawal, M. Bauer, J. Beacham, A. Berlin, A. Boyarsky, S. Cebrian, X. Cid-Vidal, D. d'Enterria, A. De Roeck, M. Drewes, B. Echenard, M. Giannotti, G. F. Giudice, S. Gninenko, S. Gori, E. Goudzovski, J. Heeck, P. Hernandez, M. Hostert, I. G. Irastorza, A. Izmaylov, J. Jaeckel, F. Kahlhoefer, S. Knapen, G. Krnjaic, G. Lanfranchi, J. Monroe, V. I. Martinez Outschoorn, J. Lopez-Pavon, S. Pascoli, M. Pospelov, D. Redigolo, A. Ringwald, O. Ruchayskiy, J. Ruderman, H. Russell, J. Salfeld-Nebgen, P. Schuster, M. Shaposhnikov, L. Shchutska, J. Shelton, Y. Soreq, Y. Stadnik, J. Swallow, K. Tobioka, and Y.-D. Tsai. Feebly-interacting particles: FIPs 2020 workshop report. *The European Physical Journal C*, 81(11), nov 2021.
- [3] Sanjib Kumar Agarwalla, Sudipta Das, Alessio Giarnetti, Davide Meloni, and Masoom Singh. Enhancing sensitivity to leptonic cp violation using complementarity among dune, t2hk, and t2hkk. *The European Physical Journal C*, 83(8):694, 2023.
- [4] M.V. Diwan, V. Galymov, X. Qian, and A. Rubbia. Long-baseline neutrino experiments. *Annual Review of Nuclear and Particle Science*, 66(1):47–71, 2016.
- [5] Michelle J. Dolinski, Alan W.P. Poon, and Werner Rodejohann. Neutrinoless double-beta decay: Status and prospects. *Annual Review of Nuclear and Particle Science*, 69(1):219–251, 2019.
- [6] MS Safronova, D Budker, D DeMille, Derek F Jackson Kimball, A Derevianko, and Charles W Clark. Search for new physics with atoms and molecules. *Reviews of Modern Physics*, 90(2):025008, 2018.

- [7] Ricardo Alarcon, Jim Alexander, Vassilis Anastassopoulos, Takatoshi Aoki, Rick Baartman, Stefan Baeßler, Larry Bartoszek, Douglas H Beck, Franco Bedeschi, Robert Berger, et al. Electric dipole moments and the search for new physics. *arXiv preprint arXiv:2203.08103*, 2022.
- [8] A. D. Dolgov and Ya. B. Zeldovich. Cosmology and elementary particles. *Rev. Mod. Phys.*, 53:1–41, Jan 1981.
- [9] Andrew G. Cohen and David B. Kaplan. Spontaneous baryogenesis. *Nuclear Physics B*, 308(4):913–928, 1988.
- [10] V. Alan Kostelecký and R. Potting. Expectation values, lorentz invariance, and CPT in the open bosonic string. *Physics Letters B*, 381(1-3):89–96, jul 1996.
- [11] John Ellis, Nick E. Mavromatos, and Sarben Sarkar. Environmental CPT violation in an expanding universe in string theory. *Physics Letters B*, 725(4-5):407–411, oct 2013.
- [12] Don Colladay and V. Alan Kostelecký. CPT violation and the standard model. *Phys. Rev. D*, 55:6760–6774, Jun 1997.
- [13] M. Ahmadi, B. X. R. Alves, C. J. Baker, W. Bertsche, A. Capra, C. Carruth, C. L. Cesar, M. Charlton, S. Cohen, R. Collister, S. Eriksson, A. Evans, N. Evetts, J. Fajans, T. Friesen, M. C. Fujiwara, D. R. Gill, J. S. Hangst, W. N. Hardy, M. E. Hayden, C. A. Isaac, M. A. Johnson, J. M. Jones, S. A. Jones, S. Jonsell, A. Khramov, P. Knapp, L. Kurchaninov, N. Madsen, D. Maxwell, J. T. K. McKenna, S. Menary, T. Momose, J. J. Munich, K. Olchanski, A. Olin, P. Pusa, C. O. Rasmussen, F. Robicheaux, R. L. Sacramento, M. Sameed, E. Sarid, D. M. Silveira, G. Stutter, C. So, T. D. Tharp, R. I. Thompson, D. P. van der Werf, and J. S. Wurtele. Characterization of the 1S–2S transition in antihydrogen. *Nature*, 557(7703):71–75, May 2018.
- [14] C. J. Baker, W. Bertsche, A. Capra, C. Carruth, C. L. Cesar, M. Charlton, A. Christensen, R. Collister, A. Cridland Mathad, S. Eriksson, A. Evans, N. Evetts, J. Fajans, T. Friesen, M. C. Fujiwara, D. R. Gill, P. Grandemange, P. Granum, J. S. Hangst, W. N. Hardy, M. E. Hayden, D. Hodgkinson, E. Hunter, C. A. Isaac, M. A. Johnson, J. M. Jones, S. A. Jones, S. Jonsell, A. Khramov, P. Knapp, L. Kurchaninov, N. Madsen, D. Maxwell, J. T. K. McKenna, S. Menary, J. M. Michan, T. Momose, P. S. Mullan, J. J. Munich, K. Olchanski, A. Olin, J. Peszka, A. Powell, P. Pusa, C.Ø. Rasmussen, F. Robicheaux, R. L. Sacramento, M. Sameed, E. Sarid, D. M. Silveira, D. M. Starko, C. So, G. Stutter, T. D. Tharp, A. Thibeault, R. I. Thompson, D. P. van der Werf, and J. S. Wurtele. Laser cooling of antihydrogen atoms. *Nature*, 592(7852):35–42, April 2021.
- [15] T Blum, P Winter, T Bhattacharya, TY Chen, V Cirigliano, D DeMille, A Gerarci, NR Hutzler, TM Ito, O Kim, et al. Fundamental physics in small experiments. *arXiv preprint arXiv:2209.08041*, 2022.
- [16] Alexander Boeschoten and Lorenz Willmann. Perspectives on electric dipole moments of atoms and molecules. In *EPJ Web of Conferences*, volume 282, page 01019. EDP Sciences, 2023.
- [17] Takeshi Fukuyama. Searching for new physics beyond the standard model in electric dipole moment. *International Journal of Modern Physics A*, 27(16):1230015, June 2012.
- [18] V. Andreev, D. G. Ang, D. DeMille, J. M. Doyle, G. Gabrielse, J. Haefner, N. R. Hutzler, Z. Lasner, C. Meisenhelder, B. R. O’Leary, C. D. Panda, A. D. West, E. P. West, X. Wu, and ACME Collaboration. *Nature*, 562(7727):355–360, 2018.
- [19] Tanya S. Roussy, Luke Caldwell, Trevor Wright, William B. Cairncross, Yuval Shagam, Kia Boon Ng, Noah Schlossberger, Sun Yool Park, Anzhou Wang, Jun Ye, and Eric A. Cornell. An improved bound on the electron’s electric dipole moment. *Science*, 381(6653):46–50, 2023.
- [20] Luke Caldwell, Tanya S. Roussy, Trevor Wright, William B. Cairncross, Yuval Shagam, Kia Boon Ng, Noah Schlossberger, Sun Yool Park, Anzhou Wang, Jun Ye, and Eric A. Cornell. Systematic and statistical uncertainty evaluation of the $h\text{ff}^+$ electron electric dipole moment experiment. *Phys. Rev. A*, 108:012804, Jul 2023.

- [21] Kia Boon Ng, Yan Zhou, Lan Cheng, Noah Schlossberger, Sun Yool Park, Tanya S. Roussy, Luke Caldwell, Yuval Shagam, Antonio J. Vigil, Eric A. Cornell, and Jun Ye. Spectroscopy on the electron-electric-dipole-moment-sensitive states of thf^+ . *Phys. Rev. A*, 105:022823, Feb 2022.
- [22] Gordon Arrowsmith-Kron and et al. Opportunities for fundamental physics research with radioactive molecules. *arXiv:2302.02165*, 2023.
- [23] Timothy Chupp and Michael Ramsey-Musolf. Electric dipole moments: A global analysis. *Phys. Rev. C*, 91:035502, Mar 2015.
- [24] J.A. Behr. Nuclei with enhanced schiff moments in practical elements for atomic and molecular edm measurements. *arXiv:2203.06758*, 2022.
- [25] L. I. Schiff. Measurability of nuclear electric dipole moments. *Phys. Rev.*, 132:2194–2200, Dec 1963.
- [26] N. Auerbach, V. V. Flambaum, and V. Spevak. Collective t- and p-odd electromagnetic moments in nuclei with octupole deformations. *Phys. Rev. Lett.*, 76:4316–4319, Jun 1996.
- [27] B. Graner, Y. Chen, E. G. Lindahl, and B. R. Heckel. *Phys. Rev. Lett.*, 116:161601, 2016.
- [28] R. H. Parker, M. R. Dietrich, M. R. Kalita, N. D. Lemke, K. G. Bailey, M. Bishof, J. P. Greene, R. J. Holt, W. Korsch, Z.-T. Lu, P. Mueller, T. P. O’Connor, and J. T. Singh. *Phys. Rev. Lett.*, 114:233002, 2015.
- [29] Klaus Blaum, Jens Dilling, and Wilfried Nörtershäuser. Precision atomic physics techniques for nuclear physics with radioactive beams. *Physica Scripta*, 2013(T152):014017, jan 2013.
- [30] M. Smith, M. Brodeur, T. Brunner, S. Ettenauer, A Lapierre, R. Ringle, V. L. Ryjkov, F. Ames, P. Bricault, G. W. F. Drake, P. Delheij, D. Lunney, F. Sarazin, and J. Dilling. First penning-trap mass measurement of the exotic halo nucleus ^{11}Li . *Phys. Rev. Lett.*, 101:202501, Nov 2008.
- [31] E. Minaya Ramirez, D. Ackermann, K. Blaum, M. Block, C. Droese, Ch. E. Düllmann, M. Dworschak, M. Eibach, S. Eliseev, E. Haettner, F. Herfurth, F. P. Heßberger, S. Hofmann, J. Ketelaer, G. Marx, M. Mazzocco, D. Nesterenko, Yu. N. Novikov, W. R. Plaß, D. Rodríguez, C. Scheidenberger, L. Schweikhard, P. G. Thirolf, and C. Weber. Direct mapping of nuclear shell effects in the heaviest elements. *Science*, 337(6099):1207–1210, 2012.
- [32] X.F. Yang, S.J. Wang, S.G. Wilkins, and R.F. Garcia Ruiz. Laser spectroscopy for the study of exotic nuclei. *Progress in Particle and Nuclear Physics*, 129:104005, 2023.
- [33] M. Fan, C. A. Holliman, X. Shi, H. Zhang, M. W. Straus, X. Li, S. W. Buechele, and A. M. Jayich. *Phys. Rev. Lett.*, 126:023002, 2021.
- [34] R. F. Garcia Ruiz, R. Berger, J. Billowes, C. L. Binnersley, M. L. Bissell, A. A. Breier, A. J. Brinson, K. Chrysalidis, T. E. Cocolios, B. S. Cooper, K. T. Flanagan, T. F. Giesen, R. P. de Groote, S. Franchoo, F. P. Gustafsson, T. A. Isaev, Á. Koszorús, G. Neyens, H. A. Perrett, C. M. Ricketts, S. Rothe, L. Schweikhard, A. R. Vernon, K. D. A. Wendt, F. Wienholtz, S. G. Wilkins, and X. F. Yang. *Nature*, 581(7809):396–400, 2020.
- [35] S. M. Udrescu, A. J. Brinson, R. F. Garcia Ruiz, K. Gaul, R. Berger, J. Billowes, C. L. Binnersley, M. L. Bissell, A. A. Breier, K. Chrysalidis, T. E. Cocolios, B. S. Cooper, K. T. Flanagan, T. F. Giesen, R. P. de Groote, S. Franchoo, F. P. Gustafsson, T. A. Isaev, Á. Koszorús, G. Neyens, H. A. Perrett, C. M. Ricketts, S. Rothe, A. R. Vernon, K. D. A. Wendt, F. Wienholtz, S. G. Wilkins, and X. F. Yang. *Phys. Rev. Lett.*, 127:033001, 2021.
- [36] T. A. Isaev, S. Hoekstra, and R. Berger. *Phys. Rev. A*, 82:052521, 2010.
- [37] A. D. Kudashov, A. N. Petrov, L. V. Skripnikov, N. S. Mosyagin, T. A. Isaev, R. Berger, and A. V. Titov. *Phys. Rev. A*, 90:052513, 2014.
- [38] T A Isaev et al. *J. Phys. B: At. Mol. Opt. Phys.*, 50(22):225101, 2017.

- [39] Ivan Kozyryev and Nicholas R. Hutzler. *Phys. Rev. Lett.*, 119:133002, 2017.
- [40] V. V. Flambaum. *Phys. Rev. A*, 77:024501, 2008.
- [41] N. M. Fazil, V. S. Prasanna, K. V. P. Latha, M. Abe, and B. P. Das. *Phys. Rev. A*, 99:052502, 2019.
- [42] Phelan Yu and Nicholas R. Hutzler. *Phys. Rev. Lett.*, 126:023003, 2021.
- [43] Leonid V. Skripnikov, Alexander V. Oleynichenko, Andréi Zaitsevskii, Nikolai S. Mosyagin, Michail Athanasakis-Kaklamanakis, Mia Au, and Gerda Neyens. Ab initio study of electronic states and radiative properties of the AcF molecule. *The Journal of Chemical Physics*, 159(12):124301, 09 2023.
- [44] V. V. Flambaum. *Phys. Rev. C*, 99:035501, 2019.
- [45] V. V. Flambaum and V. A. Dzuba. *Phys. Rev. A*, 101:042504, 2020.
- [46] M. Au, M. Athanasakis-Kaklamanakis, L. Nies, J. Ballof, R. Berger, K. Chrysalidis, P. Fischer, R. Heinke, J. Johnson, U. Köster, D. Leimbach, B. Marsh, M. Mougeot, B. Reich, J. Reilly, E. Reis, M. Schlaich, Ch. Schweiger, L. Schweikhard, S. Stegemann, J. Wessolek, F. Wienholtz, S.G. Wilkins, W. Wojtaczka, Ch.E. Düllmann, and S. Rothe. In-source and in-trap formation of molecular ions in the actinide mass range at cern-isolde. *Nuclear Instruments and Methods in Physics Research Section B: Beam Interactions with Materials and Atoms*, 541:375–379, 2023.
- [47] S. Sels, F. M. Maier, M. Au, P. Fischer, C. Kanitz, V. Lagaki, S. Lechner, E. Leistenschneider, D. Leimbach, E. M. Lykiardopoulou, A. A. Kwiatkowski, T. Manovitz, Y. N. Vila Gracia, G. Neyens, P. Plattner, S. Rothe, L. Schweikhard, M. Vilen, R. N. Wolf, and S. Malbrunot-Ettenauer. Doppler and sympathetic cooling for the investigation of short-lived radioactive ions. *Phys. Rev. Res.*, 4:033229, Sep 2022.
- [48] Jacek Klos, Hui Li, Eite Tiesinga, and Svetlana Kotochigova. Prospects for assembling ultracold radioactive molecules from laser-cooled atoms. *New Journal of Physics*, 24(2):025005, feb 2022.
- [49] Thomas Battard, Sebastian Lahs, Claudine Crépin, and Daniel Comparat. Cesium atoms in cryogenic argon matrix. *arXiv preprint arXiv:2305.11947*, 2023.
- [50] Ricardo L Lambo, Gregory K Koyanagi, Anita Ragyanszki, Marko Horbatsch, Rene Fournier, and Eric A Hessels. Calculation of the local environment of a barium monofluoride molecule in an argon matrix: a step towards using matrix-isolated baf for determining the electron electric dipole moment. *Molecular Physics*, 121(6):e2198044, 2023.
- [51] ME Browne. Effects of applied electric fields on paramagnetic resonance in chrome alums. *Phys. Rev.*, 121(6):1699, 1961.
- [52] EB Royce and N Bloembergen. Linear electric shifts in the paramagnetic resonance of $al_2o_3:Cr$ and $mgo:Cr$. *Phy. Rev.*, 131(5):1912, 1963.
- [53] BV Vasil'Ev and EV Kolycheva. Measurement of the electric dipole moment of the electron with a quantum interferometer. *Sov. Phys.-JETP (Engl. Transl.)(United States)*, 47(2), 1978.
- [54] BJ Heidenreich, OT Elliott, ND Charney, KA Virgien, AW Bridges, MA McKeon, SK Peck, D Krause Jr, JE Gordon, LR Hunter, et al. Limit on the electron electric dipole moment in gadolinium-iron garnet. *Phys. Rev. Lett.*, 95(25):253004, 2005.
- [55] YJ Kim, C-Y Liu, SK Lamoreaux, G Visser, B Kunkler, AN Matlashov, JC Long, and TG Reddy. New experimental limit on the electric dipole moment of the electron in a paramagnetic insulator. *Phys. Rev. D*, 91(10):102004, 2015.
- [56] S Eckel, AO Sushkov, and SK Lamoreaux. Limit on the electron electric dipole moment using paramagnetic ferroelectric $eu_0.5ba_0.5tio_3$. *Phys. Rev. Lett.*, 109(19):193003, 2012.

- [57] Craig Pryor and Frank Wilczek. “artificial vacuum” for t-violation experiment. *Physics Letters B*, 194(1):137–140, 1987.
- [58] EA Hinds and K Sangster. Testing time-reversal symmetry with molecules. In *AIP Conference Proceedings*, volume 270, pages 77–83. American Institute of Physics, 1991.
- [59] MG Kozlov and Andrei Derevianko. Proposal for a sensitive search for the electric dipole moment of the electron with matrix-isolated radicals. *Physical review letters*, 97(6):063001, 2006.
- [60] Peter Moroshkin, Adrian Hofer, and Antoine Weis. Atomic and molecular defects in solid 4He. *Phys. Rep.*, 469(1):1–57, 2008.
- [61] Simone Ulzega. *Theoretical and experimental study of the Stark effect in the ground state of alkali atoms in helium crystals*. PhD thesis, Université de Fribourg, 2006.
- [62] A. J. Barnes, W. J. Orville-Thomas, A. Müller, and R. Gaufrès, editors. *Matrix Isolation Spectroscopy*. Springer Netherlands, Dordrecht, 1981.
- [63] Vladimir E. Bondybey, Alice M. Smith, and Jürgen Agreiter. New Developments in Matrix Isolation Spectroscopy. *Chemical Reviews*, 96(6):2113–2134, January 1996. Publisher: American Chemical Society.
- [64] C. Crepin-Gilbert and A. Tramer. Photophysics of metal atoms in rare-gas complexes, clusters and matrices. *International Reviews in Physical Chemistry*, 18(4):485–556, October 1999.
- [65] Andrew N Kanagin, Sameer K Regmi, Pawan Pathak, and Jonathan D Weinstein. Optical pumping of rubidium atoms frozen in solid argon. *Physical Review A*, 88(6):063404, 2013.
- [66] Sunil Upadhyay, Ugne Dargyte, Vsevolod D Dergachev, Robert P Prater, Sergey A Varganov, Timur V Tscherbul, David Patterson, and Jonathan D Weinstein. Spin coherence and optical properties of alkali-metal atoms in solid parahydrogen. *Physical Review A*, 100(6):063419, 2019.
- [67] Sunil Upadhyay, Ugne Dargyte, David Patterson, and Jonathan D Weinstein. Ultralong spin-coherence times for rubidium atoms in solid parahydrogen via dynamical decoupling. *Physical Review Letters*, 125(4):043601, 2020.
- [68] Ugne Dargyte, David M Lancaster, and Jonathan D Weinstein. Optical and spin-coherence properties of rubidium atoms trapped in solid neon. *Physical Review A*, 104(3):032611, 2021.
- [69] AC Vutha, M Horbatsch, and EA Hessels. Oriented polar molecules in a solid inert-gas matrix: a proposed method for measuring the electric dipole moment of the electron. *Atoms*, 6(1):3, 2018.
- [70] R Lambo, C-Y Xu, ST Pratt, H Xu, JC Zappala, KG Bailey, Z-T Lu, P Mueller, TP O’Connor, BB Kamorzin, et al. High-resolution spectroscopy of neutral yb atoms in a solid ne matrix. *Physical Review A*, 104(6):062809, 2021.
- [71] Caterina Braggio, Roberto Calabrese, Giovanni Carugno, Giuseppe Fiscelli, Marco Guarise, Alen Khanbekyan, Antonio Noto, Roberto Passante, Lucia Rizzuto, Giuseppe Ruoso, et al. Spectroscopy of alkali atoms in solid matrices of rare gases: Experimental results and theoretical analysis. *Applied Sciences*, 12(13):6492, 2022.
- [72] Vinod Gaire, Colin Parker, Chandra Raman, Jianqiao Li, and Yiting Pei. Excitation of magnetic dipole transition of thulium atoms trapped in rare gas crystals. In *APS Division of Atomic, Molecular and Optical Physics Meeting Abstracts*, volume 2022, pages H04–009, 2022.
- [73] Samuel Li, Harish Ramachandran, Rhys Anderson, and Amar Vutha. Optical control of baf molecules trapped in neon ice. *New Journal of Physics*, 2023.
- [74] RL Lambo, GK Koyanagi, M Horbatsch, R Fournier, and EA Hessels. Calculation of the local environment of a barium monofluoride molecule in a neon matrix. *arXiv preprint arXiv:2305.10667*, 2023.

- [75] J Ballof, N Nusgart, P Lalain, M Au, R Heinke, D Leimbach, S Stegemann, M Schütt, S Rothe, and Jaideep T Singh. Progress towards the frib-edm3-frontend: A tool to provide radioactive molecules from isotope harvesting for fundamental symmetry studies. *Nuclear Instruments and Methods in Physics Research Section B: Beam Interactions with Materials and Atoms*, 541:224–227, 2023.
- [76] Levi OA Azevedo, Rodolfo JS Costa, Wania Wolff, Alvaro N Oliveira, Rodrigo L Sacramento, Daniel M Silveira, and Claudio L Cesar. A platform for trapped cryogenic electrons, anions and cations for fundamental physics and chemical studies. *arXiv preprint arXiv:2301.13248*, 2023.
- [77] Loïc Anderegg, Nathaniel B Vilas, Christian Hallas, Paige Robichaud, Arian Jadbabaie, John M Doyle, and Nicholas R Hutzler. Quantum control of trapped polyatomic molecules for eedm searches. *arXiv preprint arXiv:2301.08656*, 2023.
- [78] Basil I Swanson, Llewellyn H Jones, Scott A Ekberg, and Herbert A Fry. The use of single crystal rare gas lattices to study homogeneous lineshapes of impurities: Sf_6 in xenon. *Chemical Physics Letters*, 126(5):6, 1986.
- [79] M Guarise, C Braggio, R Calabrese, G Carugno, A Dainelli, A Khanbekyan, E Luppi, E Mariotti, and L Tomassetti. A feasibility study for a low energy threshold particle detector in a xenon crystal. *Journal of Instrumentation*, 15(03):C03004, 2020.
- [80] Ashok Bhandari, Alexandar P Rollings, Levi Ratto, and Jonathan D Weinstein. High-purity solid parahydrogen. *Review of Scientific Instruments*, 92(7), 2021.
- [81] nEXO Collaboration. Imaging individual barium atoms in solid xenon for barium tagging in nexo. *Nature*, 569(7755):203–207, 2019.
- [82] M Guarise, C Braggio, R Calabrese, G Carugno, A Dainelli, A Khanbekyan, E Luppi, E Mariotti, and L Tomassetti. Particle detection in rare gas solids: Demiurgos experiment. *Nuclear Instruments and Methods in Physics Research Section A: Accelerators, Spectrometers, Detectors and Associated Equipment*, 958:162434, 2020.
- [83] Marco Guarise. Particle detection in rare gas solid crystals: a feasibility experimental study—exploring new ways for dark matter searches: Exploring new ways for dark matter searches. *The European Physical Journal Plus*, 137(6):673, 2022.
- [84] Dmitry Budker, Thomas Cecil, Timothy E Chupp, Andrew A Geraci, Derek F Jackson Kimball, Shimon Kolkowitz, Surjeet Rajendran, Jaideep T Singh, and Alexander O Sushkov. Quantum sensors for high precision measurements of spin-dependent interactions. *arXiv preprint arXiv:2203.09488*, 2022.
- [85] Derek F Jackson Kimball, Dmitry Budker, Timothy E Chupp, Andrew A Geraci, Shimon Kolkowitz, Jaideep T Singh, and Alexander O Sushkov. Probing fundamental physics with spin-based quantum sensors. *Physical Review A*, 108(1):010101, 2023.
- [86] Derek F Jackson Kimball and Karl Van Bibber. *The search for ultralight bosonic dark matter*. Springer Nature, 2023.
- [87] P Sikivie. Axion dark matter detection using atomic transitions. *Physical review letters*, 113(20):201301, 2014.
- [88] C Braggio, R Calabrese, G Carugno, G Fiscelli, M Guarise, A Khanbekyan, A Noto, R Passante, L Rizzuto, G Ruoso, et al. Axion detection setup exploiting magnetic-type transitions in alkali atoms trapped in a cold matrix of inert gases.
- [89] Dmitry Budker, Peter W Graham, Micah Ledbetter, Surjeet Rajendran, and Alexander O Sushkov. Proposal for a cosmic axion spin precession experiment (casper). *Phys. Rev. X*, 4(2):021030, 2014.
- [90] Florian Kuchler, P Fierlinger, and D Wurm. A novel approach to measure the electric dipole moment of the isotope 129-xe. In *EPJ Web of Conferences*, volume 66, page 05011. EDP Sciences, 2014.

- [91] Teng Wu, John W Blanchard, Gary P Centers, Nataniel L Figueroa, Antoine Garcon, Peter W Graham, Derek F Jackson Kimball, Surjeet Rajendran, Yevgeny V Stadnik, Alexander O Sushkov, et al. Search for axionlike dark matter with a liquid-state nuclear spin comagnetometer. *Physical review letters*, 122(19):191302, 2019.
- [92] AJ Leggett. Macroscopic parity nonconservation due to neutral currents? *Physical Review Letters*, 39(10):587, 1977.
- [93] AJ Leggett. Macroscopic effect of p-and t-nonconserving interactions in ferroelectrics: A possible experiment? *Physical Review Letters*, 41(8):586, 1978.
- [94] VV Flambaum. Long-range parity-nonconserving interaction. *Physical Review A*, 45(9):6174, 1992.
- [95] Marie-Anne Bouchiat and Claude Bouchiat. An atomic linear stark shift violating p but not t arising from the electroweak nuclear anapole moment. *The European Physical Journal D-Atomic, Molecular, Optical and Plasma Physics*, 15(1):5–18, 2001.
- [96] TN Mukhamedjanov, OP Sushkov, and JM Cadogan. Manifestations of nuclear anapole moments in solid-state nmr. *Phys. Rev. A*, 71(1):012107, 2005.
- [97] Jaideep Taggart Singh. A new concept for searching for time-reversal symmetry violation using pa-229 ions trapped in optical crystals. *Hyperfine Interactions*, 240(1):29, 2019.
- [98] Harish D Ramachandran and Amar C Vutha. Nuclear t-violation search using octupole-deformed nuclei in a crystal. *arXiv preprint arXiv:2304.10331*, 2023.
- [99] Ian M Morris, Kai Klink, Jaideep T Singh, Jose L Mendoza-Cortes, Shannon S Nicley, and Jonas N Becker. Rare isotope-containing diamond color centers for fundamental symmetry tests. *arXiv preprint arXiv:2305.05781*, 2023.
- [100] AO Sushkov, OP Sushkov, and A Yaresko. Effective electric field: Quantifying the sensitivity of searches for new p, t-odd physics with eucl 3 · 6 h 2 o. *Physical Review A*, 107(6):062823, 2023.
- [101] G B Andresen, M D Ashkezari, M Baquero-Ruiz, W Bertsche, P D Bowe, E Butler, C L Cesar, S Chapman, M Charlton, A Deller, S Eriksson, J Fajans, T Friesen, M C Fujiwara, D R Gill, A Gutierrez, J S Hangst, W N Hardy, M E Hayden, A J Humphries, R Hydromako, M J Jenkins, S Jonsell, L V Jørgensen, L Kurchaninov, N Madsen, S Menary, P Nolan, K Olchanski, A Olin, A Povilus, P Pusa, F Robicheaux, E Sarid, S Seif El Nasr, D M Silveira, C So, J W Storey, R I Thompson, D P van der Werf, J S Wurtele, and Y Yamazaki. Trapped antihydrogen. *Nature*, 468(7324):673–676, February 2010.
- [102] M. Ahmadi, B. X. R. Alves, C. J. Baker, W. Bertsche, E. Butler, A. Capra, C. Carruth, C. L. Cesar, M. Charlton, S. Cohen, R. Collister, S. Eriksson, A. Evans, N. Evetts, J. Fajans, T. Friesen, M. C. Fujiwara, D. R. Gill, A. Gutierrez, J. S. Hangst, W. N. Hardy, M. E. Hayden, C. A. Isaac, A. Ishida, M. A. Johnson, S. A. Jones, S. Jonsell, L. Kurchaninov, N. Madsen, M. Mathers, D. Maxwell, J. T. K. McKenna, S. Menary, J. M. Michan, T. Momose, J. J. Munich, P. Nolan, K. Olchanski, A. Olin, P. Pusa, C. Ø. Rasmussen, F. Robicheaux, R. L. Sacramento, M. Sameed, E. Sarid, D. M. Silveira, S. Stracka, G. Stutter, C. So, T. D. Tharp, J. E. Thompson, R. I. Thompson, D. P. van der Werf, and J. S. Wurtele. Observation of the 1s-2s transition in trapped antihydrogen. *Nature*, 541(7638):506–510, January 2017.
- [103] C. Amole, M. D. Ashkezari, M. Baquero-Ruiz, W. Bertsche, P. D. Bowe, E. Butler, A. Capra, C. L. Cesar, M. Charlton, A. Deller, P. H. Donnan, S. Eriksson, J. Fajans, T. Friesen, M. C. Fujiwara, D. R. Gill, A. Gutierrez, J. S. Hangst, W. N. Hardy, M. E. Hayden, A. J. Humphries, C. A. Isaac, S. Jonsell, L. Kurchaninov, A. Little, N. Madsen, J. T. K. McKenna, S. Menary, S. C. Napoli, P. Nolan, K. Olchanski, A. Olin, P. Pusa, C. O. Rasmussen, F. Robicheaux, E. Sarid, C. R. Shields, D. M. Silveira, S. Stracka, C. So, R. I. Thompson, D. P. van der Werf, and J. S. Wurtele. Resonant quantum transitions in trapped antihydrogen atoms. *Nature*, 483(7390):439–443, 03 2012.

- [104] M. Ahmadi, B. X.R. R. Alves, C. J. Baker, W. Bertsche, E. Butler, A. Capra, C. Carruth, C. L. Cesar, M. Charlton, S. Cohen, R. Collister, S. Eriksson, A. Evans, N. Evetts, J. Fajans, T. Friesen, M. C. Fujiwara, D. R. Gill, A. Gutierrez, J. S. Hangst, W. N. Hardy, M. E. Hayden, C. A. Isaac, A. Ishida, M. A. Johnson, S. A. Jones, S. Jonsell, L. Kurchaninov, N. Madsen, M. Mathers, D. Maxwell, J. T.K. K. McKenna, S. Menary, J. M. Michan, T. Momose, J. J. Munich, P. Nolan, K. Olchanski, A. Olin, P. Pusa, C. Ø. Rasmussen, F. Robicheaux, R. L. Sacramento, M. Sameed, E. Sarid, D. M. Silveira, S. Stracka, G. Stutter, C. So, T. D. Tharp, J. E. Thompson, R. I. Thompson, D. P. Van Der Werf, and J. S. Wurtele. Observation of the hyperfine spectrum of antihydrogen. *Nature*, 548(7665):66–69, 2017.
- [105] M. Ahmadi, B. X. R. Alves, C. J. Baker, W. Bertsche, A. Capra, C. Carruth, C. L. Cesar, M. Charlton, S. Cohen, R. Collister, S. Eriksson, A. Evans, N. Evetts, J. Fajans, T. Friesen, M. C. Fujiwara, D. R. Gill, P. Granum, J. S. Hangst, W. N. Hardy, M. E. Hayden, E. D. Hunter, C. A. Isaac, M. A. Johnson, J. M. Jones, S. A. Jones, S. Jonsell, A. Khramov, P. Knapp, L. Kurchaninov, N. Madsen, D. Maxwell, J. T. K. McKenna, S. Menary, J. M. Michan, T. Momose, J. J. Munich, K. Olchanski, A. Olin, P. Pusa, C. Ø. Rasmussen, F. Robicheaux, R. L. Sacramento, M. Sameed, E. Sarid, D. M. Silveira, C. So, D. M. Starko, G. Stutter, T. D. Tharp, R. I. Thompson, D. P. van der Werf, and J. S. Wurtele. Investigation of the fine structure of antihydrogen. *Nature*, 578(7795):375–380, February 2020.
- [106] M. Ahmadi, B. X. R. Alves, C. J. Baker, W. Bertsche, A. Capra, C. Carruth, C. L. Cesar, M. Charlton, S. Cohen, R. Collister, S. Eriksson, A. Evans, N. Evetts, J. Fajans, T. Friesen, M. C. Fujiwara, D. R. Gill, J. S. Hangst, W. N. Hardy, M. E. Hayden, E. D. Hunter, C. A. Isaac, M. A. Johnson, J. M. Jones, S. A. Jones, S. Jonsell, A. Khramov, P. Knapp, L. Kurchaninov, N. Madsen, D. Maxwell, J. T. K. McKenna, S. Menary, J. M. Michan, T. Momose, J. J. Munich, K. Olchanski, A. Olin, P. Pusa, C. Ø. Rasmussen, F. Robicheaux, R. L. Sacramento, M. Sameed, E. Sarid, D. M. Silveira, D. M. Starko, G. Stutter, C. So, T. D. Tharp, R. I. Thompson, D. P. van der Werf, and J. S. Wurtele. Observation of the $1S-2P$ Lyman- α transition in antihydrogen. *Nature*, 561(7722):211–215, September 2018.
- [107] Christian G. Parthey, Arthur Matveev, Janis Alnis, Birgitta Bernhardt, Axel Beyer, Ronald Holzwarth, Aliaksei Maistrou, Randolph Pohl, Katharina Predehl, Thomas Udem, Tobias Wilken, Nikolai Kolachevsky, Michel Abgrall, Daniele Rovera, Christophe Salomon, Philippe Laurent, and Theodor W. Hänsch. Improved measurement of the hydrogen $1s\sim 2s$ transition frequency. *Phys. Rev. Lett.*, 107:203001, Nov 2011.
- [108] M. Hayden, priv. comm. (2022).
- [109] R Bluhm, VA Kostelecký, and N Russell. CPT and Lorentz tests in hydrogen and antihydrogen. *Physical Review Letters*, 82(11):2254–2257, 1999.
- [110] E. Widmann, R.S. Hayano, M. Hori, and T. Yamazaki. Measurement of the hyperfine structure of antihydrogen. *Nuclear Instruments and Methods in Physics Research Section B: Beam Interactions with Materials and Atoms*, 214(0):31 – 34, 2004. Low Energy Antiproton Physics (LEAP’03).
- [111] C. Malbrunot, C. Amsler, S. Arguedas Cuendi, H. Breuker, P. Dupre, M. Fleck, H. Higaki, Y. Kanai, T. Kobayashi, B. Kolbinger, N. Kuroda, M. Leali, V. Maeckel, V. Mascagna, O. Massiczek, Y. Matsuda, Y. Nagata, M.C. C. Simon, H. Spitzer, M. Tajima, S. Ulmer, L. Venturelli, E. Widmann, M. Wiesinger, Y. Yamazaki, J. Zmeskal, S. Arguedas Cuendi, H. Breuker, P. Dupre, M. Fleck, H. Higaki, Y. Kanai, T. Kobayashi, B. Kolbinger, N. Kuroda, M. Leali, V. Mäckel, V. Mascagna, O. Massiczek, Y. Matsuda, Y. Nagata, M.C. C. Simon, H. Spitzer, M. Tajima, S. Ulmer, L. Venturelli, E. Widmann, M. Wiesinger, Y. Yamazaki, and J. Zmeskal. The ASACUSA antihydrogen and hydrogen program : results and prospects. *Phil. Trans. R. Soc.. A*, 376:20170273–20170273, 2017.
- [112] E. Widmann, C. Amsler, S. Arguedas Cuendis, H. Breuker, M. Diermaier, P. Dupré, C. Evans, M. Fleck, A. Gligorova, H. Higaki, Y. Kanai, B. Kolbinger, N. Kuroda, M. Leali, A.M.M. Leite, V. Mäckel, C. Malbrunot, V. Mascagna, O. Massiczek, Y. Matsuda, D.J. Murtagh, Y. Nagata,

- A. Nanda, D. Phan, C. Sauerzopf, M.C. Simon, M. Tajima, H. Spitzer, M. Strube, S. Ulmer, L. Venturelli, M. Wiesinger, Y. Yamazaki, and J. Zmeskal. Hyperfine spectroscopy of hydrogen and antihydrogen in ASACUSA. *Hyperfine Interact.*, 240(1):5, 2019.
- [113] M. Diermaier, C. B. Jepsen, B. Kolbinger, C. Malbrunot, O. Massiczek, C. Sauerzopf, M. C. Simon, J. Zmeskal, and E. Widmann. In-beam measurement of the hydrogen hyperfine splitting and prospects for antihydrogen spectroscopy. *Nature Communications*, 8(1):15749, 2017.
- [114] Norman F. Ramsey. A new molecular beam resonance method. *Phys. Rev.*, 76:996–996, Oct 1949.
- [115] NF Ramsey. A molecular beam resonance method with separated oscillating fields. *Physical Review*, 78:695–699, 1950.
- [116] B. Gross, A. Huber, M. Niering, M. Weitz, and T. W. Hänsch. Optical ramsey spectroscopy of atomic hydrogen. *Europhysics Letters*, 44(2):186, oct 1998.
- [117] J Ahokas, A Semakin, J Järvinen, O Hanski, A Laptiyenko, V Dvornichenko, K Salonen, Z Burkley, P Crivelli, A Golovizin, V Nesvizhevsky, F Nez, P Yzombard, E Widmann, and S Vasiliev. A large octupole magnetic trap for research with atomic hydrogen. *Review of Scientific Instruments*, 93(2):023201, February 2022.
- [118] Mark A. Kasevich, Erling Riis, Steven Chu, and Ralph G. DeVoe. rf spectroscopy in an atomic fountain. *Phys. Rev. Lett.*, 63:612–615, Aug 1989.
- [119] R Wynands and S Weyers. Atomic fountain clocks. *Metrologia*, 42(3):S64, jun 2005.
- [120] R. G. Beausoleil and T. W. Hänsch. Ultrahigh-resolution two-photon optical ramsey spectroscopy of an atomic fountain. *Phys. Rev. A*, 33:1661–1670, Mar 1986.
- [121] Dale G. Fried, Thomas C. Killian, Lorenz Willmann, David Landhuis, Stephen C. Moss, Daniel Kleppner, and Thomas J. Greytak. Bose-einstein condensation of atomic hydrogen. *Phys. Rev. Lett.*, 81:3811–3814, Nov 1998.
- [122] The grasian collaboration. website: <https://grasian.eu>.
- [123] Makoto Fujiwara and Takamasa Momose. private communications and talk at tipp2021, 2023. Available online at: https://indico.cern.ch/event/981823/contributions/4341752/attachments/2249762/3819375/TIPP2021_Sub3.pdf, last accessed on 15.08.2023.
- [124] G. Breit. The propagation of schrodinger waves in a uniform field of force. *Phys. Rev.*, 32:273–276, Aug 1928.
- [125] V. I. Kogan I. I. Goldman, V. D. Krivchenkov and V. M. Galitski. *Problems in Quantum Mechanics*. Academic Press, New York, NY, USA, 1960.
- [126] E.M. Landau, L.D.; Lifshitz. *Quantum Mechanics*. Pergamon Press: Oxford, 1977.
- [127] Valery V Nesvizhevsky, Hans G Börner, Alexander K Petukhov, Hartmut Abele, Stefan Baeßler, Frank J Rueß, Thilo Stöferle, Alexander Westphal, Alexei M Gagarski, Guennady A Petrov, and Alexander V Strelkov. Quantum states of neutrons in the Earth’s gravitational field. *Nature*, 415(6869):297–299, 2002.
- [128] A. Westphal, H. Abele, S. Baeßler, V.V. Nesvizhevsky, K.V. Protasov, and A.Y. Voronin. A quantum mechanical description of the experiment on the observation of gravitationally bound states. *The European Physical Journal C*, 51(2):367–375, jun 2007.
- [129] I. Antoniadis, S. Baessler, M. Büchner, V.V. Fedorov, S. Hoedl, A. Lambrecht, V.V. Nesvizhevsky, G. Pignol, K.V. Protasov, S. Reynaud, and Yu. Sobolev. Short-range fundamental forces. *Comptes Rendus Physique*, 12(8):755–778, 2011. Ultra cold neutron quantum states.

- [130] O Bertolami and F M Nunes. Ultracold neutrons, quantum effects of gravity and the weak equivalence principle. *Classical and Quantum Gravity*, 20(5):L61, feb 2003.
- [131] A. Saha. Time-space non-commutativity in gravitational quantum well scenario. *Eur. Phys. J. C*, 51:199–205, 2007.
- [132] C. A. Escobar and A. Martín-Ruiz. Gravitational searches for lorentz violation with ultracold neutrons. *Phys. Rev. D*, 99:075032, Apr 2019.
- [133] A.N. Ivanov, M. Wellenzohn, and H. Abele. Probing of violation of lorentz invariance by ultracold neutrons in the standard model extension. *Physics Letters B*, 797:134819, 2019.
- [134] P.-P. Crépin, C. Christen, R. Guérout, V. V. Nesvizhevsky, A.Yu. Voronin, and S. Reynaud. Quantum interference test of the equivalence principle on antihydrogen. *Phys. Rev. A*, 99:042119, Apr 2019.
- [135] G. Dufour, A. Gérardin, R. Guérout, A. Lambrecht, V. V. Nesvizhevsky, S. Reynaud, and A. Yu. Voronin. Quantum reflection of antihydrogen from the casimir potential above matter slabs. *Phys. Rev. A*, 87:012901, Jan 2013.
- [136] Savely G. Karshenboim. Precision physics of simple atoms: Qed tests, nuclear structure and fundamental constants. *Physics Reports*, 422(1):1–63, 2005.
- [137] Fabien Buisseret, Bernard Silvestre-Brac, and Vincent Mathieu. Modified newton’s law, braneworlds, and the gravitational quantum well. *Classical and Quantum Gravity*, 24(4):855, jan 2007.
- [138] V. Alan Kostelecký and Arnaldo J. Vargas. Lorentz and *cpt* tests with hydrogen, antihydrogen, and related systems. *Phys. Rev. D*, 92:056002, Sep 2015.
- [139] P. Crivelli, , V. V. Nesvizhevsky, and A. Yu. Voronin. Can we observe the gravitational quantum states of positronium? *Advances in High Energy Physics*, 2015:173572, 2015.
- [140] B. S. Cooper, A. M. Alonso, A. Deller, L. Liskay, and D. B. Cassidy. Positronium production in cryogenic environments. *Phys. Rev. B*, 93:125305, Mar 2016.
- [141] C. Killian, Z. Burkley, P. Blumer, et al. Towards the first demonstration of gravitational quantum states of atoms with a cryogenic hydrogen beam. *Eur. Phys. J. D*, 77:50, 2023.
- [142] O. Bertolami and J.G. Rosa. Quantum and classical divide: the gravitational case. *Physics Letters B*, 633(1):111–115, 2006.
- [143] A. Yu. Voronin, P. Froelich, and V. V. Nesvizhevsky. Gravitational quantum states of antihydrogen. *Phys. Rev. A*, 83:032903, Mar 2011.
- [144] J. J. Berkhout, O. J. Luiten, I. D. Setija, T. W. Hijmans, T. Mizusaki, and J. T. M. Walraven. Quantum reflection: Focusing of hydrogen atoms with a concave mirror. *Phys. Rev. Lett.*, 63:1689–1692, Oct 1989.
- [145] John M. Doyle, Jon C. Sandberg, Ite A. Yu, Claudio L. Cesar, Daniel Kleppner, and Thomas J. Greytak. Hydrogen in the submillikelvin regime: Sticking probability on superfluid ^4He . *Phys. Rev. Lett.*, 67:603–606, Jul 1991.
- [146] J. J. Berkhout and J. T. M. Walraven. Scattering of hydrogen atoms from liquid-helium surfaces. *Phys. Rev. B*, 47:8886–8904, Apr 1993.
- [147] Ite A. Yu, John M. Doyle, Jon C. Sandberg, Claudio L. Cesar, Daniel Kleppner, and Thomas J. Greytak. Evidence for universal quantum reflection of hydrogen from liquid ^4He . *Phys. Rev. Lett.*, 71:1589–1592, Sep 1993.
- [148] V. U. Nayak, D. O. Edwards, and N. Masuhara. Scattering of ^4He atoms grazing the liquid- ^4He surface. *Phys. Rev. Lett.*, 50:990–992, Mar 1983.

- [149] Fujio Shimizu. Specular reflection of very slow metastable neon atoms from a solid surface. *Phys. Rev. Lett.*, 86:987–990, Feb 2001.
- [150] T. A. Pasquini, Y. Shin, C. Sanner, M. Saba, A. Schirotzek, D. E. Pritchard, and W. Ketterle. Quantum reflection from a solid surface at normal incidence. *Phys. Rev. Lett.*, 93:223201, Nov 2004.
- [151] P.-P. Crépin, E. A. Kupriyanova, R. Guérou, A. Lambrecht, V. V. Nesvizhevsky, S. Reynaud, S. Vasiliev, and A. Yu. Voronin. Quantum reflection of antihydrogen from a liquid helium film. *Europhysics Letters*, 119:3, 2017.
- [152] P.P. Crépin, Kupriyanova, E.A., R. Guérou, and et al. Quantum reflection of antihydrogen from a liquid helium bulk. *Hyperfine Interact*, 240:58, 2019.
- [153] A Yu Voronin, V V Nesvizhevsky, G Dufour, and S Reynaud. Quantum ballistic experiment on antihydrogen fall. *Journal of Physics B: Atomic, Molecular and Optical Physics*, 49(5):054001, feb 2016.
- [154] P. Indelicato, G. Chardin, Grandemange P., and et al. The gbar project, or how does antimatter fall?. *hyperfine interact. Hyperfine Interact*, 228:141–150, 2014.
- [155] P.-P. Crépin, G. Dufour, R. Guérou, A. Lambrecht, and S. Reynaud. Casimir-polder shifts on quantum levitation states. *Phys. Rev. A*, 95:032501, Mar 2017.
- [156] O. Rousselle, Cladé, P., S. Guellati-Khélifa, and et al. Quantum interference measurement of the free fall of anti-hydrogen. *Eur. Phys. J. D*, 76:209, 2022.
- [157] C. Amole, M. D. Ashkezari, M. Baquero-Ruiz, W. Bertsche, E. Butler, A. Capra, C. L. Cesar, M. Charlton, S. Eriksson, J. Fajans, T. Friesen, M. C. Fujiwara, D. R. Gill, A. Gutierrez, J. S. Hangst, W. N. Hardy, M. E. Hayden, C. A. Isaac, S. Jonsell, L. Kurchaninov, A. Little, N. Madsen, J. T. K. McKenna, S. Menary, S. C. Napoli, P. Nolan, A. Olin, P. Pusa, C. Ø Rasmussen, F. Robicheaux, E. Sarid, D. M. Silveira, C. So, R. I. Thompson, D. P. van der Werf, J. S. Wurtele, A. I. Zhmoginov, A. E. Charman, and The ALPHA Collaboration. Description and first application of a new technique to measure the gravitational mass of antihydrogen. *Nature Communications*, 4(1):1785, 2013.
- [158] Olivier Rousselle, Pierre Cladé, Saïda Guellati-Khélifa, Romain Guérou, and Serge Reynaud. Improving the statistical analysis of antihydrogen free fall by using near-edge events. *Phys. Rev. A*, 105:022821, Feb 2022.
- [159] A. I. Safonov, S. A. Vasilyev, I. S. Yasnikov, I. I. Lukashevich, and S. Jaakkola. Observation of quasicondensate in two-dimensional atomic hydrogen. *Phys. Rev. Lett.*, 81:4545–4548, Nov 1998.
- [160] S. Vasiliev, Ahokas J., J. Järvinen, and et al. Gravitational and matter-wave spectroscopy of atomic hydrogen at ultra-low energies. *Hyperfine Interact*, 240:14, 2019.
- [161] V.V. Nesvizhevsky, Nez, Vasiliev F., S.A., and et al. A magneto-gravitational trap for studies of gravitational quantum states. *Eur. Phys. J. C*, 80:520, 2020.
- [162] S. Reynaud A. Lambrecht. Casimir and short-range gravity tests. *46th Rencontres de Moriond on Gravitational Waves and Experimental Gravity, Italy*, pages 199–206, 2011.