

Probing primordial black holes at high redshift with future gravitational wave detectors

Paolo Marcoccia,^a Germano Nardini,^a Mauro Pieroni^b

^a*Department of Mathematics and Physics, University of Stavanger, NO-4036 Stavanger, Norway*

^b*Department of Theoretical Physics, CERN, 1211 Geneva 23, Switzerland*

E-mail: paolo.marcoccia@uis.no, germano.nardini@uis.no,
mauro.pieroni@cern.ch

Abstract: We analyze the detection prospects for potential Primordial Black Hole Binary (PBHB) populations buried in the Stellar-Origin Black Hole Binary (SOBHB) population inferred by the LVK collaboration. We consider different PBHB population scenarios and several future Gravitational Wave (GW) detectors. To separate the PBHB component from the SOBHB one, we exploit the prediction that the PBHB merger rate does not decline as fast as the SOBHB one at high redshift. However, only a tiny fraction of PBHB events may be resolved individually, and the sub-threshold events may yield an undetectable Stochastic GW Background (SGWB). For this reason, we determine the statistical significance of the PBHB contributions in the number of resolvable events seen in future Earth-based detectors and the SGWB measured at LISA. We find that the synergy between these probes will consistently help assess whether or not a sizeable PBHB population is present.

Contents

1	Introduction	1
2	Population models	3
3	Methodology	5
3.1	Resolvable sources analysis	5
3.2	SGWB analysis	8
4	Results and discussion	9
4.1	Detectability of PBHB populations using LISA and LIGO A ⁺	10
4.2	Detectability of PBHB populations using LISA and ET	12
4.3	Analysis of the PBHB population benchmark points	14
5	Conclusions	17
A	The SOBHB fiducial population	19
B	PBH contribution to the Dark Matter relic abundance	21
C	Detector characteristics	22
D	Analytical derivation of the SGWB from a population of merging objects	24

1 Introduction

LIGO’s first Gravitational Wave (GW) detection labeled GW150914 [1, 2] opened the gates to the world of GW astronomy. Since that detection, the sensitivity of LIGO detectors has increased considerably, and the Virgo [3] and KAGRA [4] experiments have joined the network. At present, the LIGO-Virgo-KAGRA (LVK) network has identified over ninety GW events involving Black Holes (BHs) and Neutron Stars (NSs) [5] and has started constraining the statistical properties of the Stellar Mass Black Hole Binaries (SMBHB) population, although some bounds remain loose. Primarily, these limitations arise from the current detector sensitivity, which has allowed us to measure only a few events with high precision. The determination of the merger rate distribution at high redshift ($z \gtrsim 1$) is a striking example of these limitations. As a matter of fact, the properties of the population at $z \gtrsim 1$ are, currently, only guessed by using phenomenological models following the Star Formation Rate (SFR) [6–8], leaving open space for the presence of both long time delays in the BHB formation [9] and a variety of populations with different redshift behaviours [10–12] (see also refs. [13–17]). While this might be a reasonable assumption if all the events observed by current detectors are BHBs of Stellar Origin (SOBHBs), at least in principle, different scenarios are possible, leading to different high redshift behaviors.

An intriguing alternative for BH formation is the possibility for BHs to form due to some cosmological processes occurring in the early Universe. These objects are typically dubbed Primordial BHs (PBHs) to differentiate from BHs produced in some late-time astrophysical processes. PBHs

might form when strong scalar perturbations, *e.g.*, generated by some inflationary model violating slow-roll, re-enter the Universe horizon, leading to the collapse of some regions of space [18–21]. Such a mechanism would make PBHs, and, in particular, PBH Binaries (PBHBs), totally independent of star formation processes. Different inflationary set-ups and early-universe histories can result, *e.g.*, in vastly different PBH abundances and mass distributions (see, *e.g.*, refs. [22–27] for reviews of PBH formation and constraints). Interestingly, depending on the formation scenario, PBHBs can account for a substantial portion of the observed Dark Matter (DM) abundance [26–29]. Furthermore, at least one of the two BHs in some SMBHBs might be of primordial origin, and, more in general, a PBHB population might contribute¹ to the events currently observed by LVK detector [30, 32–35]. In such a case, some statistical properties and observable signatures might radically differ from those arising when all SMBHBs are SOBHBs.

Despite their radically different origin and phenomenology, PBHBs are elusive at current GW detectors. The challenge is partly rooted in the lack of unquestionable, discriminating predictions at low redshift (see ref. [36] for a systematic procedure to assess the origin of BHBs). The predictions on PBHBs and SOBHBs at low redshift are, indeed, loose due to the plethora of viable inflationary mechanisms and the numerous unknowns on the stellar-origin formation channels. On the contrary, a robust model-independent discrimination criterion exists at high redshift: at distances beyond the SFR peak ($z \simeq 2$), the SOBHB merger rate must fast decline, whereas the PBHB merger rate can keep growing [11, 30, 34, 37–39]. Remarkably, while the SFR peak is beyond the reach of the present LVK interferometers, it will be in the range² of future Earth-based detectors [41–49]. In addition, the Laser Interferometer Space Antenna (LISA) [50] might look for imprints of PBHBs in the milliHertz band from individual events [27, 51, 52] and the Stochastic GW Background (SGWB) [27, 53–56]. Moreover, LISA will be sensitive to the SGWB due to the incoherent superposition of the weak signals from the SMBHB population, which, including the contribution of binaries at high-redshift, brings information on the behavior of the population above the SFR peak [13, 17, 39, 57–59].

In the present paper, we discuss the detection prospects for the PBHB population using its high-redshift behavior [46, 49, 60, 61]. Specifically, we study how future detectors might be able to identify PBHB populations beyond a certain *Fiducial Population* of SOBHB (based on ref. [17]), which is broadly compatible with the current LVK observations [5, 14]. For this purpose, we consider some well-established PBHB population models [37, 39] and show how different detectors will complementarily probe their parameter spaces. We expect our qualitative results to be independent of our fiducial population and PBHB models. However, the quantitative outcomes are contingent upon our population selections, so it will be worth repeating our analysis when the statistical properties of the SMBHB populations become less uncertain than they are today.

The paper is structured as follows: In section 2, we describe the PBHB (sub)population models, and in section 3, we describe the methodology that we adopt. Our results are presented in section 4, where we discuss the detectability of different PBHB populations with future Earth- and space-borne GW detectors. In particular, we demonstrate that the SGWB detection will give important complementary information on the presence of deviations from the fiducial model. We devote section 5 to our final remarks and conclusions. Some technical details relevant to our analysis are described in Appendixes A, B, C, and D.

¹Notice, however, that LVK observations put tight constraints on the fraction of DM in PBHBs for BHs in the stellar mass range [10, 30, 31].

²It is worth stressing, however, that while detecting high-redshift events will be possible with future detectors, accurately inferring their distances will not be trivial [40].

2 Population models

In this section, we present the population models that we analyze in this work. Following refs. [14, 17], for a given population, the number of expected sources in a given interval of redshift and parameter space is given by

$$\frac{d^2N(z, \theta, \xi)}{d\theta dz} = R(z) \left[\frac{dV_c}{dz}(z) \right] \frac{T_{\text{Obs}}^{\text{Det}}}{1+z} p(\theta|\xi), \quad (2.1)$$

where $T_{\text{Obs}}^{\text{Det}}$ is the detector observation time, $dV_c/dz(z)$ is the differential comoving volume, $R(z)$ is the merger rate, and $p(\theta|\xi)$ is the Probability Distribution Function (PDF) for the source to have some specific values for the binary parameters (collectively denoted with θ) given some population hyperparameters (collectively denoted with ξ)³. Notice that since $p(\theta|\xi)$ is normalized, the number of events in a redshift interval $[z_m, z_M]$ is given by

$$\Delta N_{z_m, z_M} = \int_{z_m}^{z_M} \frac{dN(z)}{dz} dz = T_{\text{Obs}}^{\text{Det}} \int_{z_m}^{z_M} \frac{R(z)}{1+z} \left[\frac{dV_c}{dz}(z) \right]. \quad (2.2)$$

More in detail, the PDF term $p(\theta|\xi)$ can be expressed as

$$p(\xi|\theta) = p(m_1, m_2|\xi_{\text{Mass}}) \times p(\theta_{\text{Angles}}|\xi_{\text{Angles}}) \times p(\theta_{\text{Spins}}|\xi_{\text{Spins}}), \quad (2.3)$$

where m_1 and m_2 are the two masses, $p(m_1, m_2|\xi_{\text{Mass}})$ is the mass function depending on some hyperparameters ξ_{Mass} , $p(\theta_{\text{Angles}}|\xi_{\text{Angles}})$ is the angle PDF, and $p(\theta_{\text{Spins}}|\xi_{\text{Spins}})$ is the spin PDF. The sources are assumed to be isotropic in the sky, with inclination and polarization uniformly distributed in their considered prior. Eccentricity in the orbit is neglected throughout this work. The spin PDF is further expanded as

$$p(\theta_{\text{Spins}}|\xi_{\text{Spins}}) = p(a_1, a_2|\xi_{\text{Spin Amplitude}}) \times p(\cos(t_1), \cos(t_2)|\xi_{\text{Spin Tilt}}), \quad (2.4)$$

where $p(a_1, a_2|\xi_{\text{Spin Amplitude}})$ and $p(\cos(t_1), \cos(t_2)|\xi_{\text{Spin Tilt}})$ are the spin amplitude and spin tilt PDFs, with a_i and t_i (with $i = 1, 2$) denoting the normalized spin amplitude and the angle between the binary angular momentum and the spin of the body i , respectively.

In our analysis, the SMBHB population consists of the sum of the SOBHB and PBHB populations. We model each population using the framework outlined in eq. (2.1) and neglect binaries with mixed origins. For the SOBHB population, we consider a fiducial population model, utilizing PDFs derived from the most recent LVK studies. We set their hyperparameters to the best-fit values as determined by these studies [14]. We remind that the LVK data, which we refer to as GWTC-3, provide no direct constraint at $z \gtrsim 1$. To extend our analysis to the redshift range $1 \lesssim z \lesssim 10$, we assume that the SOBHB merger rate R_{SOBHB} tracks the SFR and that the PDFs remain redshift-independent. Specifically, we employ the Madau-Dickinson merger rate [6] with negligible time delay (see [63–65]) as our SFR. Appendix A provides further details about our approach.

Due to their early-universe origin, PBHBs have different statistical properties than SOBHBs, and, in particular, the PBHB merger rate is not expected to track the SFR. While several possibilities exist in the literature (see, *e.g.*, ref. [37]), for the PBHB merger rate we adopt [34, 38]

$$R_{\text{PBHB}}(z) = \varepsilon R_0 \left[\frac{t(z)}{t(z=0)} \right]^{-34/37}, \quad (2.5)$$

³Consistently with the most recent LVK analyses [14, 62], we are assuming the PDF to be separable. In particular, we assume all other parameters not to depend on the redshift.

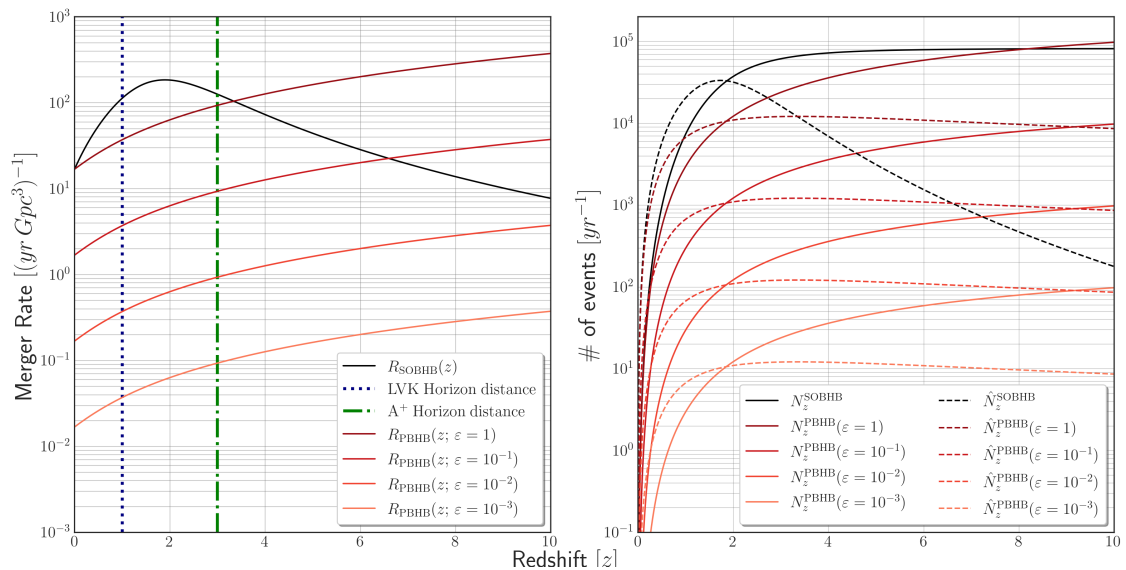


Figure 1. *Left panel:* Merger rate as a function of redshift for different populations (solid curves). The dashed, vertical lines mark the maximal horizon distances of LVK (dotted blue line) and LIGO A⁺ (dash-dotted green line). *Right panel:* number of events per year within a redshift volume (solid lines) and number of events per year per redshift bin normalized by the bin width (dashed lines) as functions of redshift for different populations. In both panels, all quantities relative to the fiducial SOBH population are marked in black, and those relative to the PBH population with varying ε are marked in red (dark to light for decreasing ε).

which corresponds to a power law in cosmic time $t(z)$ [11, 39], normalized so that in $z = 0$ it is ε -times smaller than the fiducial SOBH merger rate R_0 at the same redshift. Alternatively, one can parametrize the rate by relating it to $f_{\text{PBH}} \equiv \Omega_{\text{PBH}}/\Omega_{\text{DM}}$, that is, the total PBH energy density over the DM energy density; see Appendix B for details.

Figure 1 shows the fiducial SOBH merger rate and the PBHB merger rate for some values of ε . As long as $\varepsilon \ll 1$, the PBHB population is subdominant within the LVK horizon ($z \lesssim 1$). Thus, (up to a few outliers) the whole SMBHB population of GWTC-3 exhibits the SOBH properties. On the other hand, the PBHB population may become relevant after the peak of the SFR. This is particularly evident from the dashed lines in the right panel of Figure 1, which shows \hat{N}_z^{Pop} number of events redshift z predicted by population Pop, which is given by

$$\hat{N}_z^{\text{Pop}} \equiv \frac{\Delta N_{z_m, z_M}^{\text{Pop}}}{\Delta z}, \quad (2.6)$$

where $\Delta N_{z_m, z_M}^{\text{Pop}}$ is defined in eq. (2.2) with the additional superscript specifying the considered population. By normalizing with $\Delta z = z_M - z_m$, we ensure that, for sufficiently small bin sizes, \hat{N}_z^{Pop} is independent of the specific binning scheme used in the analysis.

For the PBHB mass distribution, we assume each of the two masses in the binary to be drawn from the same PDF⁴, *i.e.*, $P(m_1) = P(m_2)$, which we set to be a *Log-Normal (LN)*

$$\Phi_{\text{LN}}(m) = \frac{1}{\sqrt{2\pi m^2 \sigma_{\text{LN}}^2}} \exp \left[-\frac{\ln^2(m/\mu_{\text{LN}})}{2\sigma_{\text{LN}}^2} \right], \quad (2.7)$$

⁴This simplifying assumption doesn't include the effect of suppression terms in the mass function [31, 34, 38, 48, 66]. In the formalism of this paper, these effects are hidden in the definition of ε . For details see Appendix B.

where μ_{LN} and σ_{LN} are the hyperparameters setting the position and width of the peak.

Finally, we comment on the choices for the PDFs of the other variables. Since the PBHB spin PDF is still an argument of debate [67–69], we assume the PBHB spin distribution to be the same as the SOBHB one (see Appendix A and, in particular, table 4). Similarly, we assume all the angular variables (including the phase of the binary) to follow the same distribution of SOBHBs.

3 Methodology

This section describes our methodology to identify a PBHB population component on top of the fiducial population consistent with GWTC-3. Our analysis studies the detectability of individual sources and SGWB with future GW detectors. Specifically, we consider LIGO A⁺ and ET, with either 1 or 10 years of observations, for the measurement of individual sources, and LISA, assuming either 4 or 10 years of observations, for the SGWB detection and characterization. While our analysis concerns the PBHB population models presented in section 2, a similar methodology could be applied to other PBH scenarios and GW detectors. For details on the detector characteristics and our numerical codes, see appendix C and the repository [70], respectively.

3.1 Resolvable sources analysis

Our analysis of individually resolvable sources relies on measurements performed with Earth-based detectors. In particular, we check whether the presence of the PBHB population increases the expected number of detectable sources by more than 3σ beyond the number predicted by the fiducial population. For this purpose, hereafter we define an event as “detectable” when its Signal-to-Noise Ratio (SNR) (see definition in eq. (3.3)) is larger than some threshold value SNR_{Thr} , which we set to 8.

Let us start by briefly reviewing the methods to evaluate the SNR associated with a GW signal. The signal, h , measured by any GW detector, is expressed as

$$h = F_{ij}^+ h_{ij}^+ + F_{ij}^\times h_{ij}^\times, \quad (3.1)$$

where h_{ij}^+ and h_{ij}^\times denote the two GW polarization modes, while F_{ij}^+ and F_{ij}^\times are the detector pattern functions (for details, see *e.g.*, ref. [71]). The two GW modes can be further expanded as a combination of polarization tensors e_{ij}^+ , e_{ij}^\times , and a waveform depending on the source parameters. In our study, we employ the IMRPhenomXHM waveform [72], a phenomenological waveform from the IMRPhenom family [73–77], offering a good compromise between quality and computation speed. With this choice, the signal depends on the parameters

$$m_1, m_2, d_L, \phi_0, \tau_c, \theta, \phi, \iota, \psi, \chi_1, \chi_2, \quad (3.2)$$

where m_1 and m_2 are the masses of the two BHs in the detector frame, d_L is the luminosity distance, ϕ_0 is the binary’s initial phase, τ_c is the coalescence time, θ and ϕ are the binary’s latitude and longitude, ι is the angle between the binary’s angular momentum and the line of sight, ψ is the orientation, and χ_1 and χ_2 are the two (dimensionless) spin amplitudes projected on the orbital plane. Finally, the SNR for a given source and a given detector is defined as [78]

$$\text{SNR}^2 = 4 \int_{f_m}^{f_M} \frac{\text{Re}[h^* h]}{S_n(f)} df, \quad (3.3)$$

where $S_n(f)$ is the detector strain sensitivity (see appendix C), while f_m and f_M are the minimal and maximal detector frequencies. Notice that in this equation, h depends on all the parameters

listed in eq. (3.2), but for a large sample of sources, only their average values matter in our analyses, at least at the leading order. This is why in several evaluations, *e.g.*, the analytical estimates, we can average over both the spins (χ_1, χ_2) and angular $(\theta, \phi, \iota, \psi)$ variables; we dub this approximated SNR as SNR_{avg} . However, as a check of robustness, in a few cases, we test our averaged-based results with those obtained without the average approximation, and we indicate the result of this precise evaluation simply as SNR (*i.e.*, without any subscript).

As a first step, to fast probe the PBHB detectability in a broad part of their parameter space, we perform a semi-analytical analysis. For this purpose, we modify eq. (2.6) by including a selection effect. Specifically, we define the expected number of resolvable sources at redshift z for the population Pop as

$$\hat{N}_z^{\text{Res,Pop}} \equiv \frac{\Delta N_{z_m, z_M}^{\text{Res,Pop}}}{\Delta z} = \frac{T_{\text{Obs}}^{\text{Det}}}{\Delta z} \int_{z_m}^{z_M} \frac{R^{\text{Pop}}(z)}{1+z} \left[\frac{dV_c}{dz}(z) \right] \int p^{\text{Pop}}(\xi|\theta) \theta_{\text{SNR}_{\text{avg}}}(\xi) d\xi dz, \quad (3.4)$$

where, for any given detector, the selection function $\theta_{\text{SNR}_{\text{avg}}}(\xi)$ is a Heaviside Θ function filtering the sources with SNR_{avg} larger than $\text{SNR}_{\text{Thr}} = 8$. The integrals in eq. (3.4) are carried out numerically. Notice that due to the presence of the selection function, the integration over the ξ variables has to be computed explicitly.

We use eq. (3.4) to set our (analytic) criterion for the identification of the PBHB component via resolvable sources at Earth-based detectors. We define the PBH contribution to be visible if, in a given bin in z , it satisfies the condition

$$\hat{N}_z^{\text{Res,PBHB}} > 3\Delta_z^{\text{Res,Fid}} \equiv 3\sqrt{\hat{N}_z^{\text{Res,Fid}}}. \quad (3.5)$$

In other words, the PBHB component can be separated from the fiducial SOBHB component if there exists a bin in z , in which the number of resolvable sources, $\hat{N}_z^{\text{Res,PBHB}}$, exceeds the number of detectable SOBHB sources, $\hat{N}_z^{\text{Res,SOBHB}}$, by 3σ . In our case, the error comes from a Poissonian distribution, and this is why we have $\Delta_z^{\text{Res,Fid}} = \sqrt{\hat{N}_z^{\text{Res,Fid}}}$.

The semi-analytic analysis is fast but disregards two effects: the populations' realization dependence and the impact of the angular and spin variables on the SNR. We quantify these effects by running a more sophisticated analysis on some PBHB population benchmarks. Specifically, we use the code in ref. [79] to sample over the PDF in eq. (2.1) and generate $n_r = 100$ catalogs of the SOBHB fiducial population and one catalog per PBHB benchmark population. Then, for every merger event predicted in the catalogs, we compute SNR_{avg} and the exact SNR. We define as $\Delta \hat{N}_{z_m, z_M}^{\text{Res,Pop}}$ the number of events with $\text{SNR}_{\text{avg}} > \text{SNR}_{\text{Thr}}$ in a given redshift interval $z_m \leq z \leq z_M$ for the catalogue i of the population Pop. Similarly, we define as $\Delta \bar{N}_{z_m, z_M, i}^{\text{Res,Pop}}$ the analogous quantity obtained with the detectability condition $\text{SNR} > \text{SNR}_{\text{Thr}}$. For convenience, we also introduce

$$\hat{N}_{z,i}^{\text{Res,Pop}} \equiv \Delta \hat{N}_{z_m, z_M, i}^{\text{Res,Pop}} / \Delta z, \quad \bar{N}_{z,i}^{\text{Res,Pop}} \equiv \Delta \bar{N}_{z_m, z_M, i}^{\text{Res,Pop}} / \Delta z. \quad (3.6)$$

The mismatches between $\hat{N}_{z,i}^{\text{Res,Pop}}$ and $\bar{N}_z^{\text{Res,Pop}}$ highlight the effect of the realization dependence that our semi-analytic results neglect. However, we expect the mismatch to be statistically within the Poisson deviation from the mean, *i.e.*,

$$\left| \hat{N}_{z,i}^{\text{Res,Pop}} - \hat{\mu}_z^{\text{Res,Pop}} \right| < 3\hat{\sigma}_z^{\text{Pop,Res}} \quad \text{at } 95\% \text{ C.L.}, \quad (3.7)$$

where

$$\hat{\mu}_z^{\text{Res,Pop}} \equiv \frac{\Delta \hat{\mu}_{z_m, z_M}^{\text{Res,Pop}}}{\Delta z} \equiv \frac{1}{n} \sum_{i=1}^n \frac{\Delta \hat{N}_{z_m, z_M, i}^{\text{Res,Pop}}}{\Delta z}, \quad (3.8)$$

$$\hat{\sigma}_z^{\text{Pop,Res}} = \sqrt{\frac{1}{\Delta z} \sum_{i=1}^n \frac{[\Delta \hat{\mathcal{N}}_{z_m, z_M, i}^{\text{Res,Pop}} - \Delta \hat{\mu}_{z_m, z_M}^{\text{Res,Pop}}]^2}{n-1}}. \quad (3.9)$$

Here, the index i runs over n , the number of realizations of each population scenario. Since we produce multiple realizations only of our fiducial population (namely $n = n_r = 100$), we focus on the realizations of this population to test eq. (3.7). This allows us to prove $\sigma_z^{\text{Res,Pop}} \simeq \Delta_z^{\text{Res,Pop}}$ and, in turn, to use $\Delta_z^{\text{Res,Pop}}$ as a proxy of the realization dependences in our PBHB benchmarks.

The quantities $\overline{\mathcal{N}}_{z_m, z_M, i}^{\text{Res,Pop}}$ are useful to investigate the impact of the approximation SNR_{avg} , in which the SNR is computed by averaging over the angles and spin. For this purpose, we calculate the quantities $\overline{\mu}_z^{\text{Res,Pop}}$ and $\overline{\sigma}_z^{\text{Pop,Res}}$, given as in eqs. (3.8) and (3.9) but with the hat symbol replaced by the bar one. In the parameter regions where the approximation is satisfactory, $\hat{\mu}_z^{\text{Res,Pop}}$ and $\overline{\mu}_z^{\text{Res,Pop}}$ are expected to be practically equal⁵. All these quantities can be computed for different values of $T_{\text{Obs}}^{\text{Det}}$ and several detector sensitivities. For concreteness, we consider LIGO A⁺ and ET, assuming $T_{\text{Obs}}^{\text{Det}} = 1, 10$ yr of data. Moreover, to simplify the notation, hereafter we drop all the z subscripts in all these quantities and refer to the quantity, say q , as $q^{\text{Res,Pop}}$.

Let us comment on the assumptions of our semi-analytic analysis. The most relevant assumption pertains to the procedure to evaluate the right-hand side of eq. (3.5). In particular, while a consistent analysis should account for both the realization error and the uncertainty in the model parameters, we evaluate eq. (3.5) using the central values for all the fiducial population parameters without including their uncertainties. There are three main reasons behind this choice:

1. The main message of this work is to stress the synergy between Earth-based and space-based GW detectors for what concerns assessing the presence of populations of high-redshift SMBHBs beyond our fiducial population. Thus, including further uncertainties in the analysis will quantitatively affect our results, but it will not change the message of the present work.
2. Current GW detections have only probed the Universe at $z \lesssim 1$ so that the peak in the SOBHB population directly descends from imposing the population to follow the SFR at high redshift. Moreover, we have no information on the possible presence of time delays, which might shift the SOBHB peak position. All these uncertainties should also be included to perform a consistent analysis.
3. With more measurements to come in the next few years (with improved sensitivity and possibly with more detectors joining the existing network), the determination of the model parameters will improve significantly. Currently, we have no reliable, precise estimate on the errors in the measured values of the fiducial population parameters at the end of the next LVK runs⁶.

For these reasons, we restrict ourselves to the case where the main uncertainty on $\hat{N}^{\text{Res,Pop}}$ comes from the Poissonian error. However, we show that this treatment is reasonably good by performing a more computationally demanding analysis on some benchmarks. We postpone the exhaustive treatment of the realization dependencies and population uncertainties to the time when more LVK data will be available.

⁵In principle, it is possible to replace the whole semi-analytic approach with the much more time-consuming method based on realizations and precise SNR evaluation. In this case, the detection criterion for a PBH population realization would be $\overline{\mathcal{N}}_z^{\text{Res,Benchmark}} > 3 \overline{\sigma}_z^{\text{Fid,Res}}$ instead of eq. (3.5).

⁶Data for the O4 run, which has both longer acquisition time and better sensitivity compared to O3, will be released in the next couple of years [80, 81], leading to significant improvement in the determination of all the population parameters. The parameter determination will improve even further with O5.

3.2 SGWB analysis

The SGWB from the fiducial SOBHB population, and its variation due to the PBHB contribution, is evaluated using the analytical approach summarized in Appendix D and detailed in ref. [82]. It turns out that, within the LISA frequency band, the SGWB signal sourced by each population can be parametrized as a simple power-law:

$$h^2\Omega_{\text{GW}}^{\text{Pop}}(f) = 10^{\alpha_{\text{Pop}}} \left(\frac{f}{f_*}\right)^\beta, \quad (3.10)$$

where $\beta = 2/3$ is the tilt of the GW power spectrum and α_{Pop} is the (\log_{10} of) the amplitude at a reference (irrelevant) pivot frequency f_* . This result assumes each frequency bin to be highly populated by the GW signals due to binaries in circular orbits, with negligible environmental effects, and emitting GWs only [13, 16, 39, 83]. Dropping any of these assumptions might induce modifications from the power-law behavior⁷. Since we are interested in evaluating the SGWB in the LISA frequency band $f \in \{3 \times 10^{-5}, 0.5\}$ Hz, it is convenient to set $f_* = 0.01$ Hz.

Our strategy to probe the presence of the PBHB population via the SGWB measurement consists of reconstructing the overall signal with the above power-law template, and then checking whether the posteriors of the template parameters are compatible with those predicted by the fiducial SOBHB population up to some confidence level. As the aforementioned assumptions imply $\beta = 2/3$ for both SOBHB and PBH populations, only deviations from the SOBHB amplitude parameter are relevant to our goal. We calculate the reference SOBHB population amplitude by using eq. (D.5) and eq. (D.6) where, for practical purposes, the integral over z is cut off above a maximal redshift. Specifically, for the SOBHB population, we integrate up to $z \approx 10$ and obtain $\alpha_{\text{SOBHB}} \simeq -12.02$ at $f_* = 0.01$ Hz. With such a maximal-redshift choice, the estimate of the amplitude is accurate to within 1% error [17]. We follow the same procedure to compute α_{PBH} predicted by a PBH population with a given set of hyperparameter values. However, the (unresolved) PBHB signals do not die off as fast as the SOBHB ones. For this contribution, we set the cut-off at $z = 100$ corresponding to a $\sim 10\%$ accuracy in the SGWB evaluation⁸.

To forecast the LISA posteriors on the power-law template parameters, we perform an analysis based on the Fisher Information Matrix (FIM) formalism. Given some data $\tilde{d}(f)$, containing signal $\tilde{s}(f)$ and noise $\tilde{n}(f)$, which we assume to be Gaussian, with zero means, and characterized only by their variances⁹, the (log-)likelihood can be written as

$$-\log \mathcal{L}(\tilde{d}|\vec{\theta}) \propto T \int_{f_{\min}}^{f_{\max}} \left\{ \ln \left[D(f, \vec{\theta}) \right] + \frac{\tilde{d}(f)\tilde{d}^*(f)}{D(f, \vec{\theta})} \right\} df, \quad (3.11)$$

where f_{\min} and f_{\max} are the minimal and maximal frequencies measured by the detector, T is the total observation time, and $D(f, \vec{\theta})$ is the model for the variance of the data, depending on some (signal and noise) parameters $\vec{\theta}$. The best-fit parameters $\vec{\theta}_0$ are defined to maximize log \mathcal{L} :

$$\left. \frac{\partial \log \mathcal{L}}{\partial \theta^\alpha} \right|_{\vec{\theta}=\vec{\theta}_0} \propto T \int_{f_{\min}}^{f_{\max}} \frac{\partial \ln D(f, \vec{\theta})}{\partial \theta^\alpha} \left[1 - \frac{\tilde{d}(f)\tilde{d}^*(f)}{D(f, \vec{\theta})} \right] = 0, \quad (3.12)$$

⁷Also the eccentricity of the orbit, astrophysical uncertainties, or individual source subtraction might affect the shape of the SGWB generated by a population of compact objects [17, 84–91].

⁸To achieve the 1% accuracy level in the computation of α_{PBH} , one would have to integrate much higher values of z . Given the theoretical uncertainties on the distribution of PBHB at such high redshifts, we choose a cut-off that reasonably compromises between numerical and theoretical uncertainties [27].

⁹In reality, the resolution Δf is finite and given by $1/T$. As long as this frequency is much smaller than f_{\min} , we can effectively replace the discrete sums with integrals.

which is clearly solved by $D(f, \vec{\theta}_0) = \tilde{d}(f) \tilde{d}^*(f)$. Then, the FIM $F_{\alpha\beta}$ is given by

$$F_{\alpha\beta} \equiv - \left. \frac{\partial^2 \log \mathcal{L}}{\partial \theta^\alpha \partial \theta^\beta} \right|_{\vec{\theta}=\vec{\theta}_0} = T \int_{f_{\min}}^{f_{\max}} \frac{\partial \log D(f, \vec{\theta})}{\partial \theta^\alpha} \frac{\partial \log D(f, \vec{\theta})}{\partial \theta^\beta} df . \quad (3.13)$$

By definition, the FIM $F_{\alpha\beta}$ is the inverse of the covariance matrix $C_{\alpha\beta}$. As a consequence, estimates of the errors on the model parameters $\vec{\theta}$ are obtained by computing $\sqrt{\text{diag}(C_{\alpha\beta})} = \sqrt{\text{diag}(F_{\alpha\beta}^{-1})}$. Notice that LISA will measure three data streams. Under some simplifying assumptions, these data streams in the AET TDI basis are independent (see appendix C), and therefore the total Fisher matrix is given by

$$F_{\alpha\beta}^{\text{Tot}} \equiv F_{\alpha\beta}^{\text{AA}} + F_{\alpha\beta}^{\text{EE}} + F_{\alpha\beta}^{\text{TT}} = 2F_{\alpha\beta}^{\text{AA}} + F_{\alpha\beta}^{\text{TT}} . \quad (3.14)$$

For what concerns the observation time T , we assume 100% efficiency and impose $T_{\text{Obs}}^{\text{LISA}} = 4$ yrs. For reference, we also show how results improve if the mission lifetime is extended to 10 yrs. Let us assume that the data are expressed in Ω units, and we have factored the detector response out (for details, see appendix C). Then, $D(f, \vec{\theta})$ can be expanded as

$$D(f, \vec{\theta}) = h^2 \Omega_{\text{GW}}(f, \vec{\theta}_s) + h^2 \Omega_n(f, \vec{\theta}_n) , \quad (3.15)$$

where $\Omega_{\text{GW}}(f, \vec{\theta}_s)$ is the template of the signal as a function of the frequency and the parameters $\vec{\theta}_s = \{\beta, \alpha_{\text{Tot}}\}$, and $\Omega_n(f, \vec{\theta}_n)$ is the noise model as a function of the frequency and the noise parameters $\vec{\theta}_n = \{A, P\}$. For what concerns the noise, we use the analytical two-parameter model commonly used in the literature (for details, see appendix C).

In our case, the signal is a sum of two contributions, one for the fiducial population and one for the PBHB population, each described by the template in eq. (3.10). Given the complete degeneracy between these two components, we cannot measure them independently, but only the overall amplitude, which in the pivot frequency is given by $\alpha_{\text{Tot}} = \log_{10}(10^{\alpha_{\text{Fid}}} + 10^{\alpha_{\text{PBHB}}})$. In particular, to assess the significance of the PBHB contribution, we check whether, for each PBHB population, the value of α_{Fid} , with its error band, is not compatible at some σ -level (from 1 to 3) with α_{Tot} , *i.e.*,

$$\alpha_{\text{Tot}} - n \sigma_{\alpha, \text{Tot}} > \alpha_{\text{Fid}} + n \sigma_{\alpha, \text{Fid}} , \quad (3.16)$$

where $\sigma_{\alpha, \text{Tot}}$ and $\sigma_{\alpha, \text{Fid}}$ are the FIM errors on α_{Tot} and α_{Fid} , respectively, and $n \in \{1, 2, 3\}$. For reference, we report that for $\alpha_{\text{Fid}} = \alpha_{\text{SOBHB}} \simeq -12.02$ at $f_* = 0.01$ Hz, we have $\sigma_{\alpha, \text{Fid}}^{4\text{yr}} \simeq 8.44 \times 10^{-3}$ and $\sigma_{\alpha, \text{Fid}}^{10\text{yr}} \simeq 5.34 \times 10^{-3}$ at 68% confidence level after marginalizing over the error on β . Such findings are compatible with those of ref. [17]

As in the previous section, we conclude by discussing the limitations of our analysis. Analogously to Earth-based detectors and following similar lines of reasoning, we do not include the uncertainties in the population parameters in our analyses¹⁰. A further crucial approximation is that the FIM formalism gives accurate estimates for the uncertainties in determining the model parameters. This approximation holds in the limit where the log-likelihood for the model parameters is sufficiently Gaussian around $\vec{\theta}_0$, which should be quite accurate for the specific injections considered in this work [17].

4 Results and discussion

We now present the results obtained by applying the proposed methodology to the PBHB population scenario introduced in section 2. We describe the semi-analytic results achieved by considering the

¹⁰A detailed study on how these uncertainties would affect the SGWB signal at LISA, can be found in ref. [17].

Parameter	Range
R_0 fraction	$\varepsilon \in [10^{-3}, 1]$
Mass PDF central parameter	$\mu_{\text{LN}} \in [0, 100]$
Mass PDF standard deviation	$\sigma_{\text{LN}} = [0.1, 0.5, 1, 2.5]$
Integrated mass range	$m \in [0, 150]$
Earth-based integrated redshift range	$z \in [0, 10]$
SGWB integrated redshift range	$z \in [0, 10^2]$

Table 1. The range of parameter values used in the semi-analytic analysis.

LISA and LIGO A⁺ detectors in section 4.1, while those obtained with LISA and ET in section 4.2. Given these results, we select a set of benchmark points in the PBHB population parameter space. On these benchmarks, we assess the robustness of the semi-analytic analysis by incorporating spin and sky location parameters, as well as considering realization dependence effects. The results of this assessment are presented in section 4.3. The overall analysis is conducted on the PBHB parameter space summarized in Table 1, assuming 1 and 10 years of continuous observations for the Earth-based detectors, and 4 and 10 years of continuous measurements for LISA.

4.1 Detectability of PBHB populations using LISA and LIGO A⁺

Figure 2 summarizes the outcome of the semi-analytic analysis showcasing the synergy between LIGO A⁺ and LISA in the slice $\{\mu_{\text{LN}}, \varepsilon\}$ of the PBHB parameter space. The third, free parameter of the PBHB model, σ_{LN} , is set as specified in the title of each panel, which also includes the value of $T_{\text{Obs}}^{\text{LIGO A}^+}$ adopted in the LIGO A⁺ resolvable-event measurement. For reference, each panel includes the curves corresponding to $f_{\text{PBH}} = 10^{-4}, 5 \times 10^{-4}, 10^{-3}$ (see Appendix B) marked as indicated in the legend¹¹. For each parameter point, we compute the integral in eq. (3.4) and look for the smallest value of z , say \bar{z} , such that the condition in eq. (3.5) is satisfied. The value of \bar{z} sets the color in all these plots. White areas correspond to the parameter regions where the condition in eq. (3.5) is not satisfied at any z . In the colorful region, therefore, LIGO A⁺ would recognize the presence of the PBHB component in the SMBHB population (within the assumptions of the semi-analytic analysis). Moreover, LISA would reach the same conclusion in the PBH parameter regions above the magenta and light brown lines, which are computed by evaluating the condition in eq. (3.16) (see the legend for the LISA observation time, $T_{\text{Obs}}^{\text{LISA}}$, and the sigma level, n , corresponding to each line). In the tiny (almost not visible) gray areas appearing in the top right corner of some panels, the overall SGWB signal violates the current LVK upper bound on the SGWB amplitude [15]. Finally, the crosses are the benchmark points that we select for the tests in section 4.3.

First of all, by scrutinizing Figure 2, we understand that LIGO A⁺ will observe events from the LN PBHB populations only up to $z \lesssim 2$. This is both a consequence of the detector’s sensitivity, which only allows for detecting events up to $z \lesssim 3$ (see Appendix C), and of the averaging over the spin and angular variables, which slightly lowers the maximal redshift reach compared to, *e.g.*, an optimally located source. Thus, LIGO A⁺ will not be able to resolve events in the range where the PBHB population naturally dominates over the SOBHB population, *i.e.*, at redshift higher than the SFR peak. As a consequence, either the fraction of the PBHB population is relatively high

¹¹As these lines prove, we are far away from the region with $f_{\text{BBH}} \sim 1$, for which several experimental constraints exist [92–94]. Further bounds on the abundance of stellar-mass PBHs can be found in refs. [27, 95, 96]. Since in the present paper, we are more interested in the methodology than the illustrative LN PBHB population application, we do not recast any PBH (model dependent) bounds here. In any case, these bounds should not rule out the bulk of the considered parameter with $f_{\text{BBH}} \lesssim 10^{-3}$.

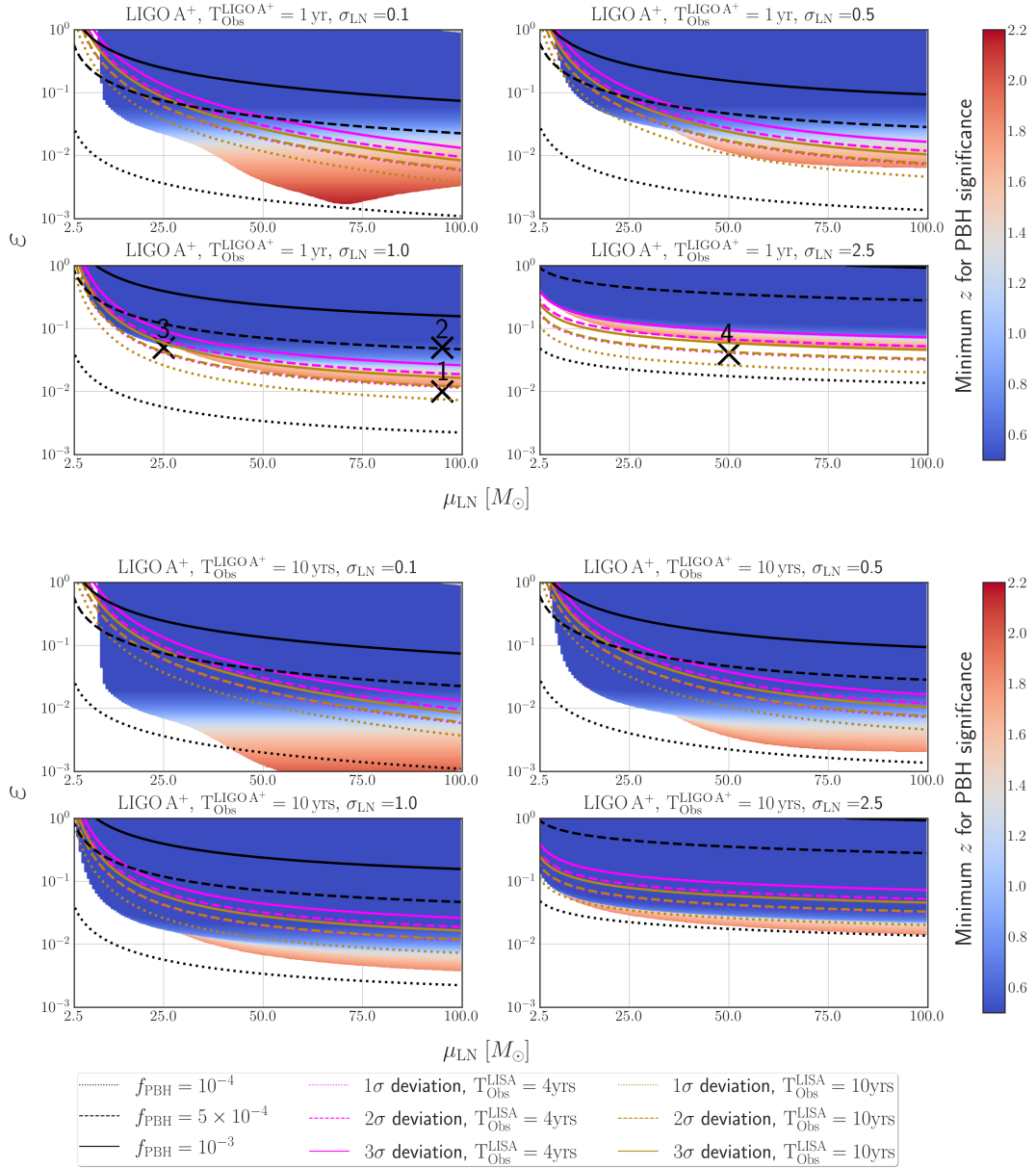


Figure 2. LISA and LIGO A⁺ prospect for the detection of LN PBHB population in the parameter space plane $\{\varepsilon, \mu_{\text{LN}}\}$. Values of the peak width, σ_{LN} , and the number of years of LIGO A⁺ data, $T_{\text{Obs}}^{\text{LIGO A}^+}$, are specified in the title of each panel. In the regions above the magenta (dash-dotted) [solid] line, the amplitudes of the overall SGWB and the fiducial model measured by LISA with 4 years are incompatible at 1 (2) [3] σ level. Light brown lines represent the same but for 10 years of LISA data. The color map indicates the minimal value of z at which the condition in eq. (3.5) is satisfied. Crosses indicate the benchmark points investigated in our dedicated analyses. The black lines correspond to different values of f_{PBH} .

at low redshift, or LIGO A⁺ will not be able to detect its presence. The additional information provided by the SGWB amplitude measured by LISA might provide an invaluable tool to break the degeneracy among different population models. In particular, the SGWB measurement proves to be quite effective for probing models predicting very narrow peaks at low masses or very broad peaks

with small values of ε . On the other hand, for sufficiently large values of μ_{LN} , populations with narrow mass distributions are more easily detectable with Earth-based detectors. The motivation is that the SNR decreases for increasing mass ratio ($q = m_1/m_2$). For narrow mass distributions, the two PBHs of each binary are more likely to have similar masses, which, on average, increases the typical event SNR. Moreover, PBHB populations with extremely narrow mass distributions, located at either too small or too large masses, will not be detectable since they generate signals that are either too feeble (the GW amplitude grows with the mass of the binary) or outside the detector’s frequency band (higher masses generally coalesce at lower frequencies). Examples of these effects are visible in, *e.g.*, the left and right top panels of Figure 2. In particular, in the top left panel, the minimum in the border of the colorful area at $\mu_{\text{LN}} \simeq 70M_{\odot}$ originates from the interplay between these two effects. Notice also that the shape of the border of the colorful region before such minimum tracks the behavior of the fiducial mass function, which, as discussed in Appendix A, is assumed to be a *power-law + peak model* [14]. Such a shape is expected in the limit $\sigma_{\text{LN}} \rightarrow 0$, and gets smoothed out by increasing σ_{LN} , as Figure 2 shows.

Comparing the panels with $T_{\text{Obs}}^{\text{LIGO A}^+} = 1$ year with those with $T_{\text{Obs}}^{\text{LIGO A}^+} = 10$ years is also interesting. Firstly, we see that, for Earth-based detectors and LISA, increasing the effective observation time generally enhances the detection prospects but not significantly affect the qualitative behavior of the results. Indeed, for Earth-based detectors, increasing the observation time does not affect the single events detection, but rather, it only increases their number, improving the overall statistics. Similarly, for LISA, increasing the observation time does not impact the overall SGWB amplitude¹², but rather, the accuracy of its measurement.

Overall, Figure 2 leads to conclude that, for PBHB mass functions peaked at masses maximizing the SNR, $\mu_{\text{LN}} \simeq 70M_{\odot}$, PBH populations with even tiny ε ($\varepsilon \sim 10^{-3}$) are within the reach of LIGO A⁺. While this quickly degrades as PBHB mass functions broaden, this behavior is not as marked for the prospect of SGWB detection with LISA. As a consequence, parts of the parameter space that can be hardly probed with Earth-based detectors can still be accessed with LISA.

4.2 Detectability of PBHB populations using LISA and ET

We proceed by discussing how the PBHB detection prospects improve when ET replaces LIGO A⁺. Figure 3 shows the results corresponding to this scenario. It also displays the benchmark points identified in the previous section to highlight their detectability with ET.

As discussed in Appendix C, ET can resolve events at $z \gtrsim 10$, *i.e.*, well beyond the SFR peak where the SOBHB population quickly drops. As a consequence, ET has way better prospects of identifying PBHB population departures from the SOBHB fiducial model. This fact is manifest in Figure 3. Moreover, by comparing Figure 2 and Figure 3, we see that the detection prospect of ET has less dependency on μ_{LN} than the one of LIGO A⁺. This effect originates from the improved sensitivity, which, for the mass and redshift ranges considered in the present work, leads to less pronounced selection effects in ET, compared to LIGO A⁺. Indeed, all panels of Figure 3 indicate that selection effects due to the binary mass only affect the very low end of the mass range. We can thus conclude that, as long as the PBHB population will produce a sufficiently large number of events (*i.e.*, larger than the Poissonian 3σ expected for the fiducial population) at high redshift,

¹²As already mentioned in footnote 7, this surely holds within our assumptions but might not be generally true, as with longer observation time and/or archival searches, the individual source subtraction will improve, leading to changes both in the amplitude and shape of the SGWB.

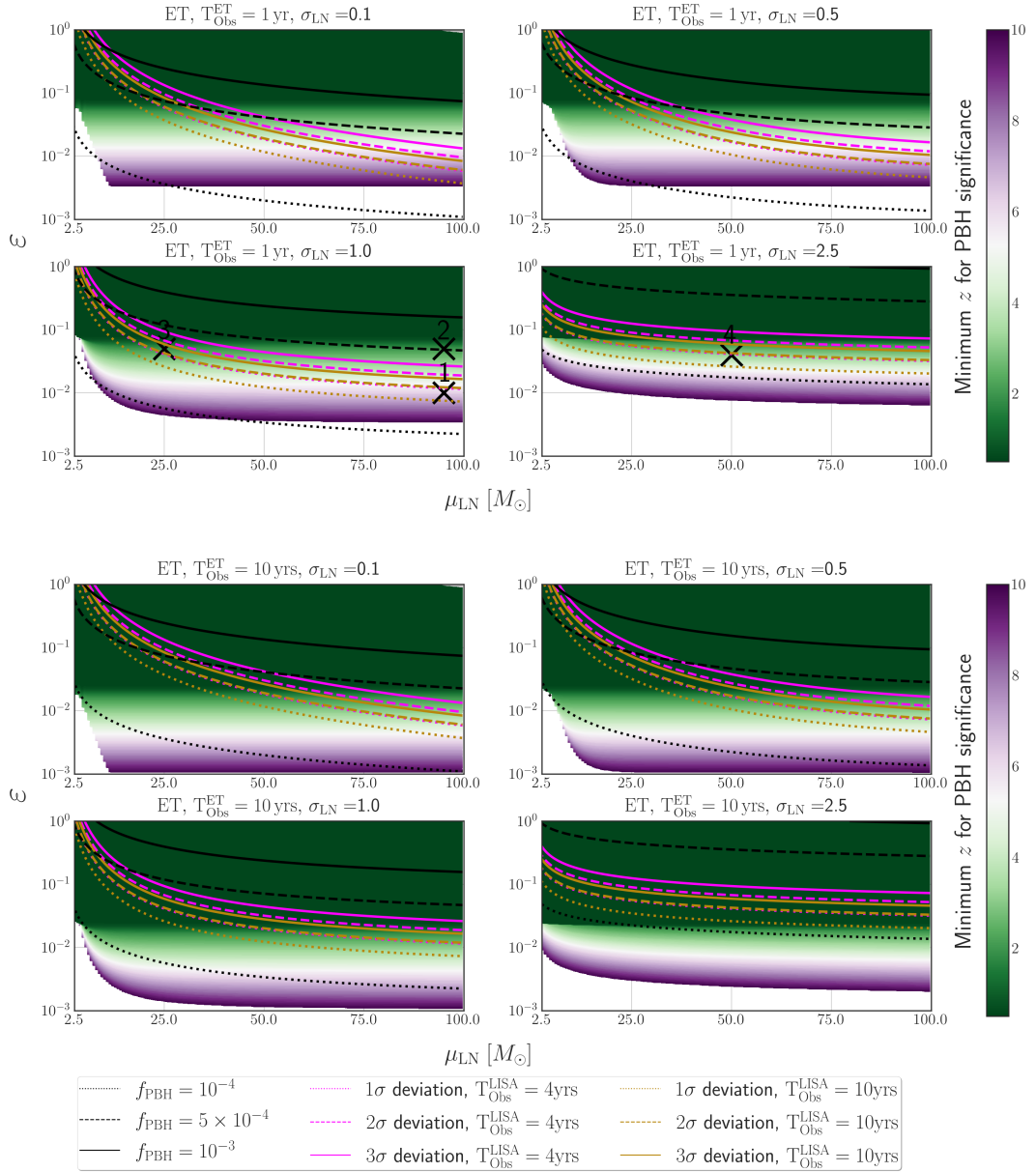


Figure 3. As in Figure 2 but with ET instead of LIGO A⁺.

ET will measure a significant excess in the number of events.

Despite the great increase in the detection ability of ET compared to LIGO A⁺, the SGWB measured by LISA still brings additional information. The main motivation for this claim is that events with very large masses (outside the range of our plots) would merge at too low frequencies to be detected with ET, but would still contribute to the SGWB amplitude. However, a similar argument could also hold for different redshift distributions predicting a few events at low redshift and many more events at very high redshift. Hence, we stress, once again, the synergy between individual events and SGWB for constraining population models.

Point N.	1	2	3	4
$\mu_{\text{LN}} [M_{\odot}]$	95.0	95.0	25.0	50.0
σ_{LN}	1.0	1.0	1.0	2.5
ε	0.01	0.05	0.05	0.04
LIGO A ⁺ (1 yr)	N.D.	$z \sim 1$	N.D.	N.D.
ET (1 yr)	$z \sim 6$	$z \sim 2$	$z \sim 2$	$z \sim 3$
LISA (4 yrs)	$\sim 1\sigma$	$\gg 3\sigma$	$\lesssim 2\sigma$	$\gtrsim 1\sigma$

Table 2. Description of the benchmark points of the PBHB populations, the redshift at which they become notable at LIGO A⁺ and ET, and the significance of their SGWB signal at LISA. The acronym N.D. stands for non-detectable.

While, beyond the improvements just underlined, most of the comments explained in section 4.1 for LIGO A⁺ remain valid for ET, we remark that following the methodology introduced in section 3.1, there are some regions where the PBHB population turns out to be detectable with smaller values of ε in LIGO A⁺ than in ET (cf. Figure 2 and Figure 3). This might seem counterintuitive, given that ET has better sensitivity. Indeed, this is an artefact of our choice for the detectability criterion, defined in eq. (3.5), and of the selection function for the different GW detectors. With our approach, if the fiducial population produces fewer resolvable events at a given redshift, fewer events are required from the PBHB population to satisfy eq. (3.5). In particular, since LIGO A⁺ selects very few events from the fiducial population, it might be easier for a PBHB population with suitable properties (*i.e.*, with a narrow mass function centered at the right value to optimize the SNR at LIGO A⁺) to satisfy eq. (3.5). However, a proper population analysis keeping track of both the redshift and mass distribution (see e.g. ref. [10]) would reveal this feature.

4.3 Analysis of the PBHB population benchmark points

In this section, we perform a more accurate analysis of the resolvable sources with LIGO A⁺ and ET focussing on the benchmark points shown in Figure 2 and Figure 3. The goal is to quantify the inaccuracies caused by the SNR_{avg} approximation and the omission of the realization dependencies. The rationale is detailed in section 3.1.

Let us start by commenting on the choice of our benchmark points. While details are summarized in Table 2, qualitatively these points exhibit the following features:

- Point 2 leads to signatures in LISA, LIGO A⁺, and ET. Point 1 has the same ε of Point 2 but smaller μ_{LN} , while Point 3 has the same μ_{LN} but smaller ε . Both Point 1 and Point 3 are marginally detectable with LISA and LIGO A⁺, but well testable with ET.
- Point 4 exhibits a so large σ_{LN} that its mass function is almost flat in the range of interest. It is visible at ET, barely visible at LISA, but not visible at LIGO A⁺.

The results obtained on these benchmark points using LIGO A⁺ and ET are shown in Figure 4. The three left panels of the figure show the results for LIGO A⁺, while the right panels contain the results for ET. The three rows correspond to three different techniques (with increasing levels of accuracy) for the evaluation of the (expected) number of resolvable sources for a given population. The lines in the top row are computed using the semi-analytic method described in section 3, and, in particular, by evaluating eq. (2.6). The error bands are estimated from these numbers by assuming a Poisson distribution. Since this procedure is the one used to generate the colored regions in Figure 2 and Figure 3, the population event profiles appearing in these top panels are

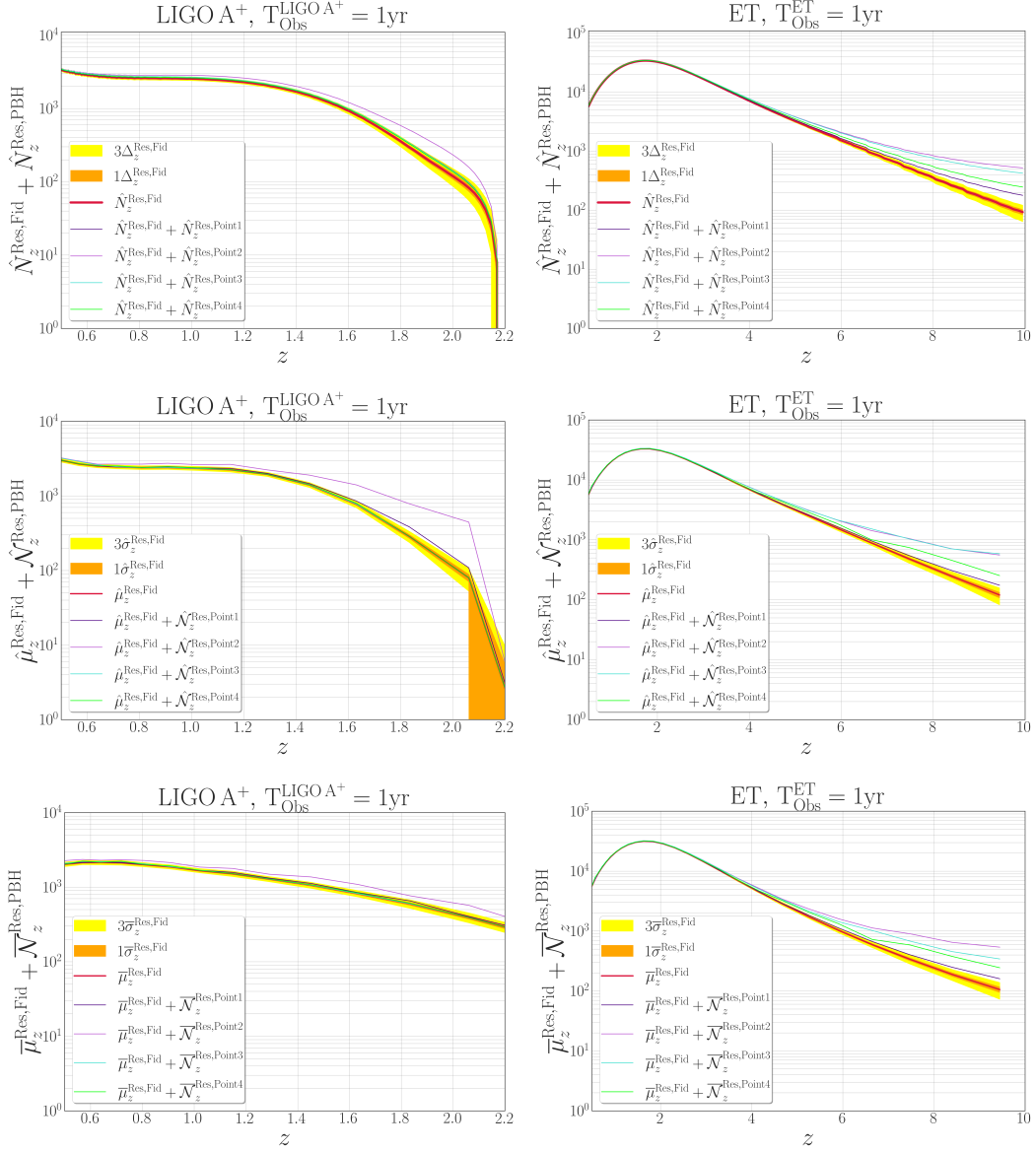


Figure 4. The impact of the approximations adopted in the semi-analytic method leading to Figure 2 and Figure 3. In the top panels, the quantities are computed with the semi-analytic method. In the central panels, the quantities are computed on the generated catalogs, but still with the SNR computed with sky and spin-averaging. In the bottom panels, the quantities are computed on the generated catalogs and with the proper SNR evaluation. Each panel also shows the number of events in the fiducial population (red line), with 1 (orange band) and 3 σ (yellow band) compared with the number of events for the fiducial population plus one of the PBH populations (fixed by the benchmark points). All the results shown in this plot are obtained assuming 1 year of either LIGO A⁺ (left panels) or ET (right panels) measurements.

precisely those establishing the “minimum z ” of the benchmarks in those figures (Table 2 quotes such redshifts).

The central panels show the resolvable event distributions determined from the generated catalogs, but still using the SNR_{avg} approximation. This approximation is the same that we use to

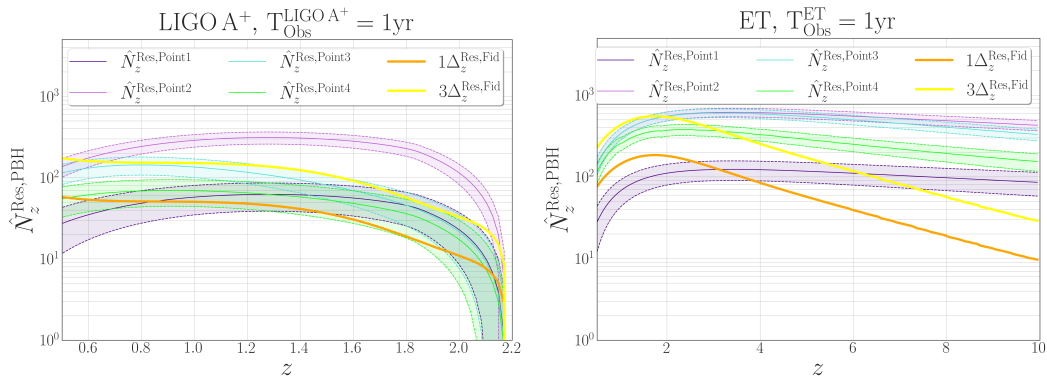


Figure 5. Semi-analytical prediction of the number of resolvable events predicted in our benchmark points compared with the analytical estimate for the Poissonian error on the fiducial population. The dashed lines delimit the $3\Delta_z^{\text{Res,Point } i}$ region for the i -th benchmark point. The LIGO A⁺ (ET) results for 1 year of observations are shown in the left (right) panel.

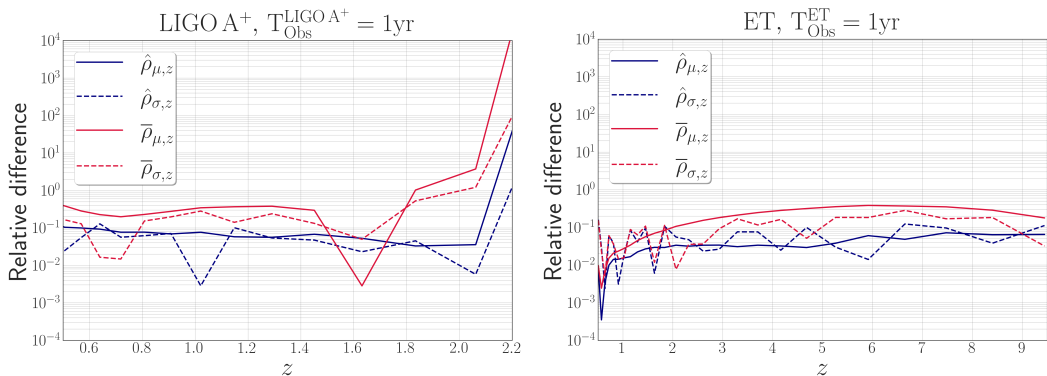


Figure 6. Plots of ρ_μ (solid lines) and ρ_σ (dashed lines) as defined in eq. (4.2), for LIGO A⁺ (left panel) and ET (right panel). The blue (red) curves use the sky and spin-averaged (full) expression for the SNR.

get the top-panel results. By comparing the top and central panels, we can assess the impact of realization dependence on our results. As expected, we find consistency in regions with many resolvable sources (small z) and deviations in the low-statistics regime (large z).

Finally, the bottom panels show the results obtained using the catalogs and the complete expression for the SNR, consistently including all waveform variables. Deviations between top (equivalent to central) and bottom-panel results manifest at higher redshift. This behavior is expected since small differences in the source parameters can move borderline sources inside or outside the detection threshold. Thus, including all parameters in the SNR evaluation makes results more dependent on the realization effects in the low-statistics regime. The figure shows that this effect is more pronounced for LIGO A⁺, which has less resolvable sources at high redshift, than for ET. Despite this effect, we observe general good agreement between numerical and semi-analytical results.

The actual number of PBH resolvable events per se is a meaningful quantity. Figure 5 shows them. Concretely, it displays their redshift evolutions and their Poissonian uncertainties when

these quantities are computed through the semi-analytic method. It also includes the uncertainty $\Delta_z^{\text{Res,Fid}}$ (at 1 and 3 σ -level) for the fiducial population. The figure gives an insight into how the realization dependencies on the PBH populations would influence the conclusions reached via our semi-analytic analysis. We can see that the impact is non-negligible but does not change our main conclusions.

Before concluding, we further scrutinize the relative differences due to the SNR approximation and the realization dependencies. For this purpose, we define the following quantities:

$$\hat{\rho}_{\mu,z} = \frac{|\hat{\mu}_z^{\text{Res,Fid}} - \hat{N}_z^{\text{Res,Fid}}|}{\hat{\mu}_z^{\text{Res,Fid}}}, \quad \hat{\rho}_{\sigma,z} = \frac{|\hat{\sigma}_z^{\text{Fid,Res}} - \sqrt{\hat{N}_z^{\text{Fid,Res}}}|}{\hat{\sigma}_z^{\text{Fid,Res}}}, \quad (4.1)$$

$$\bar{\rho}_{\mu,z} = \frac{|\bar{\mu}_z^{\text{Res,Fid}} - \hat{N}_z^{\text{Res,Fid}}|}{\bar{\mu}_z^{\text{Res,Fid}}}, \quad \bar{\rho}_{\sigma,z} = \frac{|\bar{\sigma}_z^{\text{Fid,Res}} - \sqrt{\hat{N}_z^{\text{Fid,Res}}}|}{\bar{\sigma}_z^{\text{Fid,Res}}}. \quad (4.2)$$

Figure 6 shows their values as a function of redshift when they are computed on the fiducial population. The blue curves display “hat” quantities, and red curves to “bar” quantities. We see that before reaching the low-statistics regime, the blue curves are always smaller than 10% for both LIGO A⁺ and ET. This proves a quite good agreement between the semi-analytical approach and the generated catalogs. On the other hand, the red curves reach higher values ($\simeq 30/40\%$), so the SNR approximation can induce larger errors than the realization dependence. Nevertheless, both the SNR approximation and the realization dependence are sufficiently small not to jeopardize the main conclusions that one would reach via the semi-analytic method.

5 Conclusions

In this paper, we have discussed the prospects of detecting potential PBHB populations with future GW detectors. For this purpose, we have assumed a fiducial population in agreement with the GWTC-3 results and added PBHB populations with different merger rates and mass distributions to test whether these would lead to observable signatures in LIGO A⁺, ET, or LISA. Using Earth-based detectors, we have checked how the number of resolvable events changes in the presence of PBHB populations. In particular, we have evaluated this analytically and tested our results by simulating event catalogs to assess the impact of low statistics on the analytic results. We have generally found good agreement between our semi-analytical and numerical results. Beyond that, we have evaluated the increase in the amplitude of the SGWB arising from the PBH contribution and tested its detectability with LISA using a FIM approach. We found that the information LISA will bring might be significant to test whether the SGWB is due to SOBHBs only.

For all models considered in this work, we have found sizable regions of the parameter spaces where the PBHB populations will lead to significant variations in the number of detectable events in LIGO A⁺ and ET (with ET performing better in most cases) with respect to SOBHB expectations. However, it is worth stressing that detecting events at high redshift does not imply that it will always be possible to infer their redshift accurately [40]. Moreover, we have found that for all models considered in this work, there are sizable parts of the parameter spaces leading to an increase in the SGWB amplitude that would be detectable with LISA. Interestingly, since the SGWB integrates over all masses, the SGWB measurement can also test populations with very low and very large masses, generating signals beyond the reach of future Earth-based detectors. Indeed, different GW detectors probe complementarily distinct parts of the parameter space. In particular, our results highlight three different regimes:

- **Signatures in Earth-based detectors and LISA:** This can happen if the PBH population becomes abundant (but still statistically marginal in present LVK observations) around (or after) the SFR peak so that the number of individual events does not decline at $z \simeq 2$. Simultaneously, the SGWB at LISA exceeds the SOBHB prediction.
- **Signatures in Earth-based detectors only:** The PBH population grows very slowly with z and becomes sizable only at high redshifts. In this case, the signals from unresolved sources are faint, and their contribution to the SGWB at LISA is not sufficiently strong to modify the SOBHB prediction significantly. While deviations in the merger rate might be appreciated, their statistical significance might not be sufficient to pin down the presence of a secondary population unless some additional features are found in, *e.g.*, the mass distribution of the observed population.
- **Signatures in LISA only:** The PBH population has very small or very large masses, and the signals are not detectable with Earth-based detectors. LISA observes an SGWB amplitude incompatible with the value predicted using the SOBHB population measured by Earth-based detectors.

Overall, we conclude that the considered measurements from Earth-based detectors and LISA will generally be complementary, and our understanding of the BH population that we observe in our Universe will improve if we use their synergy. This conclusion comes with no surprise, knowing the underlying differences between the properties of the signals these detectors will probe. Furthermore, we generally observe that the dependency of the LISA SGWB on the population parameters scales differently than the distribution of resolvable sources that Earth-based interferometers will detect. This fact implies that, in general, SGWB measurements will help Earth-based detectors improve the constraints on the BH population parameters that we observe in our Universe.

As discussed in section 3, our analysis does not include errors on the fiducial population parameter, which are currently quite broad on some of the most influencing parameters and would impact our results significantly if extrapolated to the volume that LIGO A⁺ and ET detector will probe. However, the open codes presented in our GitHub repository [70] can be readily updated when the new results of future inference papers, *e.g.*, by the LVK collaboration, come out. With improvements in the LVK network, we expect more (and more accurate) detections, which will reduce the uncertainties on the population parameters, making the analysis much more reliable.

The present study assumes that the two populations do not interact with one another, *i.e.*, mergers only involve BHs drawn from the same population. This assumption impacts both the number and the properties of the mergers. By dropping this assumption and assuming the two populations to have sufficiently different mass ranges, it would be possible to enhance the number of Extreme Mass Ratio Inspirals (EMRIs)¹³ in the LISA band significantly [97, 102–104]. Thus, determining the abundance of these objects can also be used to further constrain the eventual presence of PBHB populations on GW detectors with LISA-like frequency range. Moreover, keeping track of the number of resolvable sources in different frequency bands (*e.g.*, BHs with masses higher than the ones considered in the present work would merge in the LISA frequency band) could also provide a possible tracer for the presence of PBHB population.

We conclude by commenting on alternative methods to assess the detectability of PBHB populations beyond the ones considered in this work for both Earth-based and Space-based detectors. It would be possible, in principle, to adopt other criteria similar to the one we have introduced. For

¹³For SGWB predictions and cosmological constraints with EMRIs, see, *e.g.*, [97–101].

example, since we expect PBHBs to become relevant at high redshift, variations on the cumulative number of resolvable sources predicted after a given redshift could provide a viable alternative. While maintaining less information on the source distribution, this approach would be less sensitive to the error in the inference of the source distance [40]. Finally, a fully consistent population analysis based on hierarchical Bayesian modeling would provide a robust and more accurate alternative to the criteria discussed here. Thus, we deem it worth exploring these (and possibly other) methodologies in future works.

Acknowledgments

We thank Gabriele Franciolini for several useful comments on a draft of this work. MP acknowledges the hospitality of Imperial College London, which provided office space during some parts of this project. PM acknowledges the Cost action CA16104 for financing the STSM to London that led to the start of this work. GN is partly supported by the grant Project. No. 302640 funded by the Research Council of Norway.

A The SOBHB fiducial population

In this appendix, we detail the fiducial SOBHB population model we adopt throughout the analysis. In most aspects, we follow the approach of ref. [17] and rely on the master equation in eq. (2.1). We proceed by clarifying the functional forms of the quantities appearing in such an equation.

As already discussed in the main text, the current LVK data put tight bounds on the SMBHB population properties up to $z \sim 0.5$ [5]. Few events have been detected at redshift $0.5 \lesssim z \lesssim 1$, but they are too rare and/or poorly reconstructed to impose strong constraints [105, 106]. Despite these caveats, current data are compatible with a population of SOBHBs with a merger rate behaving as

$$R(z) = R_0(1+z)^\kappa \quad (\text{A.1})$$

for $z \lesssim 0.5$, with $R(z=0.2) = 28.3_{-9.1}^{+13.9} \text{Gpc}^{-3} \text{yr}^{-1}$ and $\kappa = 2.9_{-1.8}^{+1.7}$ [5, 107]. At higher redshift, $R(z)$ has to keep track of the stellar-formation origin of the binaries and, to some degree, resemble the SFR. Thus, consistently with [17], we choose the Madau-Dickinson phenomenological profile [6, 8] with a negligible time delay¹⁴. Such a choice leads to

$$R_{\text{SOBHB}}(z) = R_0 \frac{(1+z)^\kappa}{1 + ((1+z)/2.9)^{\kappa+2.9}}, \quad (\text{A.2})$$

where R_0 is set so that $R(z=0.2)$ matches the measured value.

For what concerns the mass distribution, we adopt the *power law + peak* scenario [5, 107]

$$p(m_1, m_2 | m_m, m_M, \alpha, \beta_q, \mu_m, \sigma_m, \delta_m, \lambda_{\text{peak}}) = C_{\text{mass}} \pi_1(m_1 | \alpha, \mu_m, \sigma_m, m_m, m_M, \delta_m, \lambda_{\text{peak}}) \pi_2(q | \beta_q, m_1, m_m, \delta_m), \quad (\text{A.3})$$

with C_{mass} being a normalization constant and q being the mass ratio $q = m_2/m_1$. The functions π_1 and π_2 read as

$$\pi_1(m_1 | \alpha, \mu_m, \sigma_m, m_m, m_M, \delta_m, \lambda_{\text{peak}}) = [(1 - \lambda_{\text{peak}}) \mathfrak{P}(m_1 | -\alpha, m_M) + \lambda_{\text{peak}} \mathfrak{G}(m_1 | \mu_m, \sigma_m)] \mathfrak{S}(m_1 | m_m, \delta_m) \quad (\text{A.4})$$

¹⁴Other choices [9, 63–65, 108–110] are possible and might qualitatively change the results, but not the rationale, of our analysis.

Parameter	$m_m [M_\odot]$	$m_M [M_\odot]$	$\delta_m [M_\odot]$	λ_{peak}	α	β_q	μ_m	σ_m
Value	$5.0^{+0.86}_{-1.7}$	100	$4.9^{+3.4}_{-3.2}$	$0.038^{+0.058}_{-0.026}$	$3.5^{+0.6}_{-0.56}$	$1.1^{+1.7}_{-1.3}$	$34^{+2.6}_{-4.0}$	$5.69^{+4.28}_{-4.34}$

Table 3. Fiducial values (with 1σ C.L.) for the mass function hyperparameters [14].

Coefficients	a_M	$E[a]$	$\text{Var}[a]$	ζ	σ_1	σ_2
Value	1	$0.26^{+0.09}_{-0.07}$	$0.02^{+0.02}_{-0.01}$	$0.76^{+0.22}_{-0.45}$	$0.87^{+1.08}_{-0.45}$	$0.87^{+1.08}_{-0.45}$

Table 4. Fiducial values (with 1σ C.L.) for the spin amplitude and spin tilt hyperparameters [14].

and

$$\pi_2(q|\beta_q, m_1, m_m, \delta_m) = C_q(m_1) q^{\beta_q} \mathfrak{S}(m_2|m_m, \delta_m), \quad (\text{A.5})$$

where $C_q(m_1)$ is a normalization function, \mathfrak{S} is a smoothing function for the low mass cutoff, and \mathfrak{P} and \mathfrak{G} are respectively a normalized power law and a normalized Gaussian distribution

$$\mathfrak{P} = C_{\text{PL}} m^{-\alpha}, \quad (\text{A.6})$$

$$\mathfrak{G} = \frac{C_m}{\sqrt{2\pi\sigma_m^2}} \exp\left[-\frac{1}{2} \left(\frac{m - \mu_m}{\sigma_m}\right)^2\right], \quad (\text{A.7})$$

with α being the spectral index of the power law, μ_m and σ_m being the mean and width of the Gaussian, and C_{PL} and C_m being normalization. The smoothing function \mathfrak{S} imposes a smooth cutoff for low masses, rising from 0 to 1 in the interval $[m_m, m_m + \delta_m]$

$$\mathfrak{S} = \begin{cases} 0, & \text{if } m < m_m \\ [f(m - m_m, \delta_m) + 1]^{-1}, & \text{if } m \in [m_m, m_m + \delta_m] \\ 1, & \text{if } m > m_m + \delta_m \end{cases}, \quad (\text{A.8})$$

with

$$f(m', \delta_m) = \exp\left(\frac{\delta_m}{m'} + \frac{\delta_m}{m' - \delta_m}\right), \quad (\text{A.9})$$

so that, by construction, we have $m \geq m_m$. The high end of the mass range doesn't have an explicit cutoff, but large masses are statistically suppressed. In practice, we set $m_M = 100M_\odot$, which is slightly higher than the values used in the LVK analysis [14], to take into account possible higher mass events of astrophysical origin.¹⁵ All the hyperparameters entering the mass distribution eq. (A.3) are fixed at the central values of the LVK analysis outcome reported in table 3.

The spin distribution is a product of two different PDFs, one for the spin amplitudes and one for the spin tilts. The former reads as [5, 107]:

$$p(a_i|\alpha_a, \beta_a) = \frac{a_i^{\alpha_a-1} (1 - a_i^{\beta_a-1})}{B(\alpha_a, \beta_a)}, \quad (\text{A.10})$$

where $B(\alpha_a, \beta_a)$ is a Beta function that guarantees the appropriate normalization of the PDF. The α_a and β_a are positive constants defined through

$$\begin{aligned} E[a] &= \frac{\alpha_a}{\alpha_a + \beta_a} \\ \text{Var}[a] &= \frac{\alpha_a \beta_a}{(\alpha_a + \beta_a)^2 (\alpha_a + \beta_a + 1)}, \end{aligned} \quad (\text{A.11})$$

¹⁵We test that other choices would not practically change our results. For *e.g.*, $m_M = 150M_\odot$, no masses above $100 M_\odot$ appear in our catalog realizations due to the PDF suppression.

where $E[a]$ and $Var[a]$ are set in table 4. We stress that the spin amplitudes of the two black holes are independent of one another. On the other hand, the PDF spin tilt distribution reads

$$p(\cos(t_1), \cos(t_2) | \sigma_1, \sigma_2, \zeta) = \frac{1 - \zeta}{4} + \frac{2\zeta}{\pi} \prod_{i \in \{1,2\}} \frac{\exp\left\{-[1 - \cos(t_i)]^2 / (2\sigma_i^2)\right\}}{\sigma_i \operatorname{erf}(\sqrt{2}/\sigma_i)}, \quad (\text{A.12})$$

which is a mixture between an isotropic and a truncated Gaussian distribution centered in $\cos(t_i) \approx 1$. The σ_i , and ζ parameters are specified in table 4.

Finally, for cosmology we assume the Λ CDM model where the Hubble parameter is $H_0 = h \times 100 \text{ km}/(\text{s Mpc})$, with $h = 0.678$ being its dimensionless value, and $\Omega_m = 0.3$ and $\Omega_\Lambda = 0.7$.

B PBH contribution to the Dark Matter relic abundance

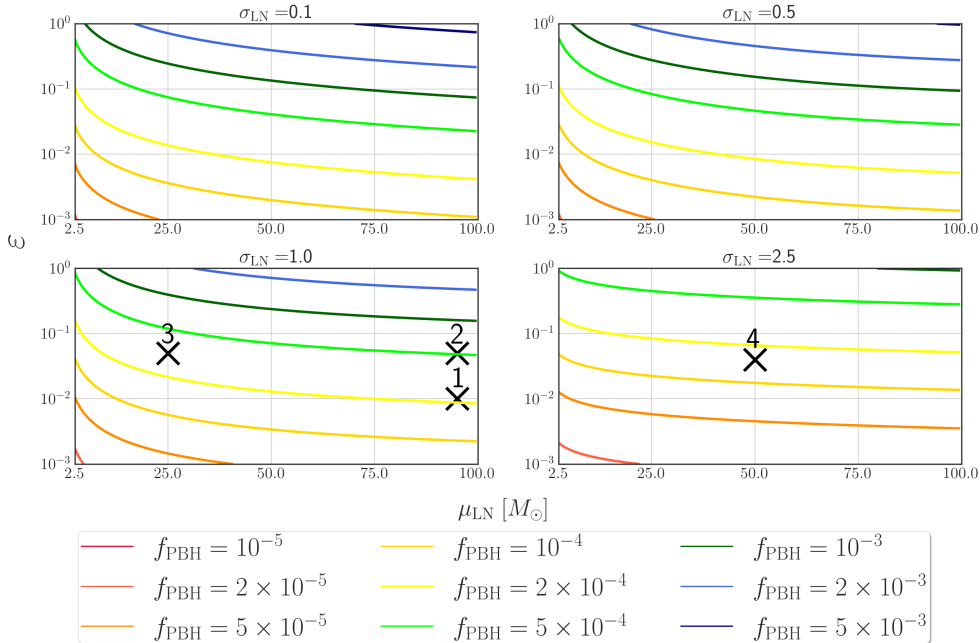


Figure 7. Conversion maps from ε to f_{PBH} of the parameter spaces of PBHB populations with LN mass function. Each panel corresponds to a different value of σ_{LN} , and it spans over values of ε and μ_{LN} . Crosses indicate the benchmark points used in the analysis.

While PBHs behave as cold DM and could, at least in principle constitute a sizable amount of the presently observed DM, their abundance in the stellar mass range is tightly constrained [24, 29, 30, 92–94, 111, 112]. We define $f_{\text{PBH}} \equiv \Omega_{\text{PBH}}/\Omega_{\text{DM}}$, the ratio between today’s PBH and DM energy densities in the Universe. For a given PBH population model, the parameters ε and f_{PBH} can be explicitly related. We obtain their relationship in the case that our PBH population, which we derive from phenomenological models, is dominated by binaries that gravitationally decoupled from the Hubble flow before the matter–radiation equality [11, 27, 48].

In eq. (2.5), we modulate the PBHB merger rate $R_{\text{PBHB}}(z)$ through the parameter ε . An alternative way to write $R_{\text{PBHB}}(z)$ is [11, 48]

$$R_{\text{PBHB}}(z) = \frac{1.6 \times 10^6}{\text{Gpc}^3 \text{ yr}} f_{\text{PBH}}^{53/37} \left[\frac{t(z)}{t(z=0)} \right]^{-\frac{34}{37}} \int dm_1 \int dm_2 \left[\left(\frac{m_1 + m_2}{M_\odot} \right)^{-\frac{32}{37}} \eta^{-\frac{34}{37}} \mathcal{S} \right], \quad (\text{B.1})$$

where $\eta = m_1 m_2 / (m_1 + m_2)^2$ and $\mathcal{S} = \Phi_{\text{LN}}(m_1) \Phi_{\text{LN}}(m_2) S$. The function Φ_{LN} is given in eq. (2.7). The function S is a suppression factor accounting for environmental effects that slow down the binary formation or favor their disruption. It can be approximated as¹⁶

$$S_1 \approx 1.42 \left(\frac{\langle m^2 \rangle / \langle m \rangle^2}{\bar{N}(m_1, m_2, f_{\text{PBH}}) + C} + \frac{\sigma_{\text{M}}^2}{f_{\text{PBH}}^2} \right) e^{-\bar{T}}, \quad (\text{B.2})$$

with

$$\bar{T} = \frac{m_1 + m_2}{\langle m \rangle} \left(\frac{f_{\text{PBH}}}{f_{\text{PBH}} + \sigma_{\text{M}}} \right), \quad (\text{B.3})$$

$$C = \frac{\langle m^2 \rangle}{\sigma_{\text{M}}^2 \langle m \rangle^2} \frac{f_{\text{PBH}}^2}{\left[\frac{\Gamma(29/37)}{\sqrt{\pi}} U \left(\frac{21}{74}, \frac{1}{2}, \frac{5f_{\text{PBH}}^2}{6\sigma_{\text{M}}^2} \right) \right]^{-74/21} - 1}. \quad (\text{B.4})$$

Here $\sigma_{\text{M}} \approx 0.004$ represents the rescaled variance of matter density perturbations at the time the binaries form, Γ denotes the Euler gamma function, $U(a, b, z)$ is the confluent hypergeometric function, while $\langle m \rangle$ and $\langle m^2 \rangle$ are the first and second momenta of the PBH mass PDF.

The comparison of eq. (2.5) to eq. (B.1) yields

$$\varepsilon = \frac{1.6 \times 10^6}{R_0} f_{\text{PBH}}^{53/37} \int dm_1 \int dm_2 \left[\left(\frac{m_1 + m_2}{M_\odot} \right)^{-\frac{32}{37}} \eta^{-\frac{34}{37}} \mathcal{S} \right]. \quad (\text{B.5})$$

Figure 7 shows the values of f_{PBH} that arise in the parameter regions of the PBH models considered in our analysis.

C Detector characteristics

In this study, we consider LIGO A⁺ and ET as representatives of upcoming and future Earth-based interferometers and LISA as a reference for the first generation of space-based GW detectors. The precise timeline and operational durations of these instruments are uncertain. Nevertheless, it is reasonable to anticipate that LIGO A⁺ will operate for several years before the early/mid-2030s when ET and LISA are expected to commence to acquire data. In the lack of a well-defined progress plan, we consider a couple of somewhat extreme timeline scenarios, believing that the actual future will likely fall somewhere in between. Concretely, we analyze 1 and 10 years of data for LIGO A⁺ and ET, and 4 and 10 for LISA. We leave it to the knowledge of the future reader to estimate which scenario the future will tend to and in which order each detector and its measurements will arrive.

Earth-based interferometers The location of the two LIGO A⁺ detectors are set to be in the Livingston (N 30°330', W 90°460') and Hanford (N 46°270', W 119°240') sites. Regarding the sensitivity, we use the curve described in ref. [113], with frequency range [5, 5000] Hz. For ET, we

¹⁶In general, in \mathcal{S} contains an extra suppression factor, which introduces redshift dependence at small z . Such a term is negligible for $f_{\text{PBHB}} \simeq 10^{-3}$ [11, 48], which is the region of parameter space relevant parts for most models considered in this work. As a consequence, we neglect this factor.

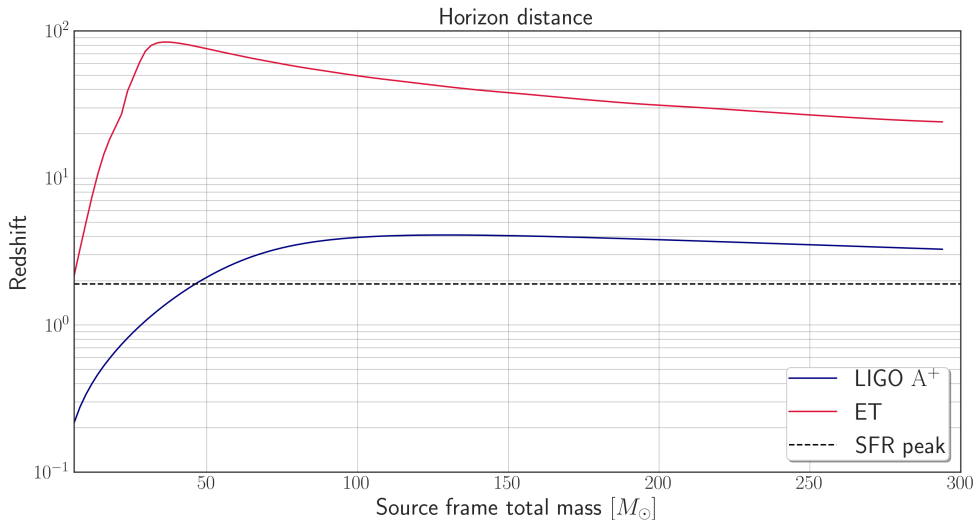


Figure 8. Horizon distance for the LIGO A⁺ (blue) and ET (red) detectors as a function of the total mass arising in the populations of our analysis. The black dashed line corresponds to the redshift of the peak of the SFR (with no time delays) used in our fiducial SOBHB population.

assume the location proposed in the Sos Enattos mine in the Lula area (N 40°260′, E 9°260′) with the ET-D-sum sensitivity in the frequency range [0.1, 10⁴] Hz [114, 115]. However, our resolvable event analysis is nearly independent of the precise detector sites. The expected horizon distance for these detector configurations, w.r.t the BHB populations considered in this paper, is presented in fig. 8

LISA LISA will be the first interferometer in space. The detector will consist of three satellites orbiting around the Lagrange point L5. For our analysis, we assume mission adoption sensitivity in the frequency range [3×10^{-5} , 0.5] Hz [116]. In the following, we describe the 2-parameters instrument noise model [50, 117] based on the results of the LISA Pathfinder mission, as well as the latest laboratory test. In particular, we report the LISA sensitivity in the Time Delay Interferometry (TDI) channels A and T¹⁷. For more details on the noise model and the TDI construction, see *e.g.*, ref. [125, 126].

The noise in LISA is a combination of two main components: Test Mass (TM) acceleration noise and Optical Metrology System (OMS) noise. The power spectra P_{TM} , P_{OMS} , for these two components are

$$\begin{aligned}
 P_{\text{TM}}(f, A) &= A^2 \frac{\text{fm}^2}{\text{s}^4 \text{Hz}} \left[1 + \left(\frac{0.4 \text{mHz}}{f} \right)^2 \right] \left[1 + \left(\frac{f}{8 \text{mHz}} \right)^4 \right] \left(\frac{1}{2\pi f} \right)^4 \left(\frac{2\pi f}{c} \right)^2, \\
 P_{\text{OMS}}(f, P) &= P^2 \frac{\text{pm}^2}{\text{Hz}} \left[1 + \left(\frac{2 \text{mHz}}{f} \right)^4 \right] \left(\frac{2\pi f}{c} \right)^2,
 \end{aligned} \tag{C.1}$$

¹⁷TDI is a technique designed for LISA to suppress the otherwise dominant (and several orders of magnitude larger than the required noise levels) primary noises. TDI consists of combining interferometric measurements performed at different times. It can be shown that for a fully symmetric LISA configuration, it is possible to introduce an orthogonal (*i.e.*, noise in the different channels is uncorrelated) TDI basis, typically dubbed AET. See, *e.g.*, refs. [118–124] for details.

where c is the light speed and the two noise parameters A and P control the amplitudes of the TM and OMS components, respectively. The total noise spectral densities in the TDI A and T channels read

$$N_{AA}(f, A, P) = 8 \sin^2 \left(\frac{2\pi fL}{c} \right) \left\{ 4 \left[1 + \cos \left(\frac{2\pi fL}{c} \right) + \cos^2 \left(\frac{2\pi fL}{c} \right) \right] P_{\text{TM}}(f, A) + \right. \quad (\text{C.2})$$

$$\left. + \left[2 + \cos \left(\frac{2\pi fL}{c} \right) \right] P_{\text{OMS}}(f, P) \right\},$$

$$N_{TT}(f, A, P) = 16 \sin^2 \left(\frac{2\pi fL}{c} \right) \left\{ 2 \left[1 - \cos \left(\frac{2\pi fL}{c} \right) \right]^2 P_{\text{TM}}(f, A) + \right. \quad (\text{C.3})$$

$$\left. + \left[1 - \cos \left(\frac{2\pi fL}{c} \right) \right] P_{\text{OMS}}(f, P) \right\},$$

with $L = 2.5 \times 10^9 \text{m}$ is the LISA armlength.

Given the noise power spectra, the strain sensitivity (for a generical channel ij) is defined as

$$S_{n,ij}(f, A, P) = \frac{N_{ij}(f, A, P)}{R_{ij}(f)} = \frac{N_{ij}(f, A, P)}{16 \sin^2 \left(\frac{2\pi fL}{c} \right) \left(\frac{2\pi fL}{c} \right)^2 \tilde{R}_{ij}(f)}, \quad (\text{C.4})$$

where $R_{ij}(f)$ is the (quadratic) response function, mapping incoming GW signals onto the TDI data stream. The response can be further expanded as a purely geometrical factor, $\tilde{R}_{ij}(f)$, times TDI-dependent terms. While $\tilde{R}_{ij}(f)$ should be evaluated, approximate expressions for the A and T channels read

$$\tilde{R}_{AA}(f) = \frac{9}{20} \frac{1}{1 + 0.7 \left(\frac{2\pi fL}{c} \right)^2}, \quad \tilde{R}_{TT}(f) = \frac{9}{20} \frac{\left(\frac{2\pi fL}{c} \right)^6}{1.8 \times 10^3 + 0.7 \left(\frac{2\pi fL}{c} \right)^8}. \quad (\text{C.5})$$

Since \tilde{R}_{TT} is strongly suppressed at low frequencies with respect to \tilde{R}_{AA} , the T channel is typically assumed to be signal insensitive. It is customary to express the noise in Ω units using

$$h^2 \tilde{\Omega}_{n,ij}(f, A, P) = \frac{4\pi^2 f^3}{3(H_0/h)^2} S_{n,ij}(f, A, P). \quad (\text{C.6})$$

In the analyses presented in this work, we assume the fiducial values for the noise parameters to be $A = 3$, $P = 15$ with 20% Gaussian priors.

D Analytical derivation of the SGWB from a population of merging objects

In this appendix, we summarize the analytical derivation of the SGWB sourced by the PBHB and SOBHB populations. Further details on the derivation can be found in refs. [82, 127] for details. We focus on the case of the LISA detector, for which we know that the number of resolvable sources is small enough (~ 10 sources for $\text{SNR}_{\text{thresh}} = 8$) to prevent dampenings of the SGWB signal in the high-frequency region of the LISA sensitivity band [17].

Following the approach of refs. [82, 128], the characteristic spectral strain of the SGWB can be defined as

$$h_c^2(f) = \frac{4G}{\pi c^2 f^2} \int_0^\infty dz \frac{dn}{dz} \frac{1}{1+z} f_r \left. \frac{dE_{\text{GW}}}{df_r} \right|_{f_r=f(1+z)}. \quad (\text{D.1})$$

Here dn/dz and dE_{GW}/df_r are, respectively, the comoving number density of the sources, and the (redshifted) energy per log frequency interval produced by each source. The latter, in the circular-orbit approximation, reads as

$$\frac{dE_{\text{GW}}}{df_r} = \frac{\pi}{3G} \frac{(GM)^{5/3}}{(\pi f_r)^{1/3}} \Big|_{f_r=f(1+z)}, \quad (\text{D.2})$$

with \mathcal{M} being the chirp mass of the source. The former is a function of the statistical properties of the source population. It can be written as

$$\frac{dn}{dz} = \int_0^\infty d\mathcal{M} \frac{d^2n}{dz d\mathcal{M}} = \int_0^\infty d\mathcal{M} R(z) P[\mathcal{M}(m_1, m_2)] \frac{dt_r}{dz}, \quad (\text{D.3})$$

where $R(z)$ is the merger rate of the population, $P[\mathcal{M}(m_1, m_2)]$ is the probability of having a chirp mass \mathcal{M} from the m_1 and m_2 mass PDFs, and dt_r/dz is a drift term defined as

$$\frac{dt_r}{dz} = \frac{1}{H_0(1+z)\sqrt{\Omega_m(1+z)^3 + \Omega_\Lambda}}. \quad (\text{D.4})$$

By putting all these elements together, one finds

$$h_c^2(f) = \frac{4G^{5/3}}{3c^2\pi^{1/3}f^{4/3}} \int_0^\infty dz \int_{m_m}^{m_M} dm_1 \int_{m_m}^{m_M} dm_2 R(z) p(m_1, m_2) \frac{M(m_1, m_2)^{5/3}}{(1+z)^{1/3}} \frac{dt_r}{dz}. \quad (\text{D.5})$$

This can be rephrased in Ω units as

$$\Omega_{\text{GW}}(f) = \frac{2\pi^2 f^2 h_c^2(f)}{3H_0^2}. \quad (\text{D.6})$$

References

- [1] LIGO SCIENTIFIC, VIRGO collaboration, *Observation of Gravitational Waves from a Binary Black Hole Merger*, *Phys. Rev. Lett.* **116** (2016) 061102 [[1602.03837](#)].
- [2] LIGO SCIENTIFIC, VIRGO collaboration, *GW150914: The Advanced LIGO Detectors in the Era of First Discoveries*, *Phys. Rev. Lett.* **116** (2016) 131103 [[1602.03838](#)].
- [3] VIRGO collaboration, *Virgo Detector Characterization and Data Quality during the O3 run*, [2205.01555](#).
- [4] KAGRA collaboration, *Overview of KAGRA : KAGRA science*, [2008.02921](#).
- [5] LIGO SCIENTIFIC, VIRGO, KAGRA collaboration, *GWTC-3: Compact Binary Coalescences Observed by LIGO and Virgo During the Second Part of the Third Observing Run*, [2111.03606](#).
- [6] P. Madau and M. Dickinson, *Cosmic Star Formation History*, *Ann. Rev. Astron. Astrophys.* **52** (2014) 415 [[1403.0007](#)].
- [7] P. Madau and T. Fragos, *Radiation Backgrounds at Cosmic Dawn: X-Rays from Compact Binaries*, *Astrophys. J.* **840** (2017) 39 [[1606.07887](#)].
- [8] A. Mangiagli, M. Bonetti, A. Sesana and M. Colpi, *Merger rate of stellar black hole binaries above the pair instability mass gap*, *Astrophys. J. Lett.* **883** (2019) L27 [[1907.12562](#)].
- [9] M. Fishbach and V. Kalogera, *The Time Delay Distribution and Formation Metallicity of LIGO-Virgo's Binary Black Holes*, *Astrophys. J. Lett.* **914** (2021) L30 [[2105.06491](#)].
- [10] G. Franciolini, V. Baibhav, V. De Luca, K. K. Y. Ng, K. W. K. Wong, E. Berti et al., *Searching for a subpopulation of primordial black holes in LIGO-Virgo gravitational-wave data*, *Phys. Rev. D* **105** (2022) 083526 [[2105.03349](#)].

- [11] G. Hütsi, M. Raidal, V. Vaskonen and H. Veermäe, *Two populations of LIGO-Virgo black holes*, *JCAP* **03** (2021) 068 [[2012.02786](#)].
- [12] A. Antonelli, K. Kritos, K. K. Y. Ng, R. Cotesta and E. Berti, *Classifying the generation and formation channels of individual LIGO-Virgo-KAGRA observations from dynamically formed binaries*, [2306.11088](#).
- [13] G. Cusin, I. Dvorkin, C. Pitrou and J.-P. Uzan, *Stochastic gravitational wave background anisotropies in the mHz band: astrophysical dependencies*, *Mon. Not. Roy. Astron. Soc.* **493** (2020) L1 [[1904.07757](#)].
- [14] KAGRA, VIRGO, LIGO SCIENTIFIC collaboration, *Population of Merging Compact Binaries Inferred Using Gravitational Waves through GWTC-3*, *Phys. Rev. X* **13** (2023) 011048 [[2111.03634](#)].
- [15] KAGRA, VIRGO, LIGO SCIENTIFIC collaboration, *Upper limits on the isotropic gravitational-wave background from Advanced LIGO and Advanced Virgo's third observing run*, *Phys. Rev. D* **104** (2021) 022004 [[2101.12130](#)].
- [16] C. Périgois, C. Belczynski, T. Bulik and T. Regimbau, *startrack predictions of the stochastic gravitational-wave background from compact binary mergers*, *Phys. Rev. D* **103** (2021) 043002.
- [17] S. Babak, C. Caprini, D. G. Figueroa, N. Karnesis, P. Marcoccia, G. Nardini et al., *Stochastic gravitational wave background from stellar origin binary black holes in LISA*, [2304.06368](#).
- [18] Y. B. Zel'dovich and I. D. Novikov, *The Hypothesis of Cores Retarded during Expansion and the Hot Cosmological Model*, *Soviet Astronomy* **10** (1967) 602.
- [19] S. Hawking, *Gravitationally collapsed objects of very low mass*, *Mon. Not. Roy. Astron. Soc.* **152** (1971) 75.
- [20] B. J. Carr and S. W. Hawking, *Black holes in the early Universe*, *Mon. Not. Roy. Astron. Soc.* **168** (1974) 399.
- [21] B. J. Carr, *The Primordial black hole mass spectrum*, *Astrophys. J.* **201** (1975) 1.
- [22] M. Y. Khlopov, *Primordial Black Holes*, *Res. Astron. Astrophys.* **10** (2010) 495 [[0801.0116](#)].
- [23] B. J. Carr, K. Kohri, Y. Sendouda and J. Yokoyama, *New cosmological constraints on primordial black holes*, *Phys. Rev. D* **81** (2010) 104019 [[0912.5297](#)].
- [24] J. García-Bellido, *Massive primordial black holes as dark matter and their detection with gravitational waves*, *Journal of Physics: Conference Series* **840** (2017) 012032.
- [25] M. Sasaki, T. Suyama, T. Tanaka and S. Yokoyama, *Primordial black holes—perspectives in gravitational wave astronomy*, *Class. Quant. Grav.* **35** (2018) 063001 [[1801.05235](#)].
- [26] B. Carr, K. Kohri, Y. Sendouda and J. Yokoyama, *Constraints on primordial black holes*, *Rept. Prog. Phys.* **84** (2021) 116902 [[2002.12778](#)].
- [27] LISA COSMOLOGY WORKING GROUP collaboration, *Primordial black holes and their gravitational-wave signatures*, [2310.19857](#).
- [28] B. Carr and F. Kuhnel, *Primordial Black Holes as Dark Matter: Recent Developments*, *Ann. Rev. Nucl. Part. Sci.* **70** (2020) 355 [[2006.02838](#)].
- [29] P. Villanueva-Domingo, O. Mena and S. Palomares-Ruiz, *A brief review on primordial black holes as dark matter*, *Front. Astron. Space Sci.* **8** (2021) 87 [[2103.12087](#)].
- [30] Y. Ali-Haïmoud, E. D. Kovetz and M. Kamionkowski, *Merger rate of primordial black-hole binaries*, *Phys. Rev. D* **96** (2017) 123523 [[1709.06576](#)].
- [31] G. Franciolini, I. Musco, P. Pani and A. Urbano, *From inflation to black hole mergers and back again: Gravitational-wave data-driven constraints on inflationary scenarios with a first-principle*

- model of primordial black holes across the QCD epoch*, *Phys. Rev. D* **106** (2022) 123526 [2209.05959].
- [32] S. Bird, I. Cholis, J. B. Muñoz, Y. Ali-Haïmoud, M. Kamionkowski, E. D. Kovetz et al., *Did LIGO detect dark matter?*, *Phys. Rev. Lett.* **116** (2016) 201301 [1603.00464].
- [33] S. Clesse and J. García-Bellido, *The clustering of massive Primordial Black Holes as Dark Matter: measuring their mass distribution with Advanced LIGO*, *Phys. Dark Univ.* **15** (2017) 142 [1603.05234].
- [34] M. Raidal, C. Spethmann, V. Vaskonen and H. Veermäe, *Formation and Evolution of Primordial Black Hole Binaries in the Early Universe*, *JCAP* **02** (2019) 018 [1812.01930].
- [35] A. Hall, A. D. Gow and C. T. Byrnes, *Bayesian analysis of LIGO-Virgo mergers: Primordial vs. astrophysical black hole populations*, *Phys. Rev. D* **102** (2020) 123524 [2008.13704].
- [36] G. Franciolini, R. Cotesta, N. Loutrel, E. Berti, P. Pani and A. Riotto, *How to assess the primordial origin of single gravitational-wave events with mass, spin, eccentricity, and deformability measurements*, *Phys. Rev. D* **105** (2022) 063510 [2112.10660].
- [37] V. Atal, J. J. Blanco-Pillado, A. Sanglas and N. Triantafyllou, *Constraining changes in the merger history of (P)BH binaries with the stochastic gravitational wave background*, 2201.12218.
- [38] S. Young and C. T. Byrnes, *Initial clustering and the primordial black hole merger rate*, *JCAP* **03** (2020) 004 [1910.06077].
- [39] S. S. Bavera, G. Franciolini, G. Cusin, A. Riotto, M. Zevin and T. Fragos, *Stochastic gravitational-wave background as a tool to investigate multi-channel astrophysical and primordial black-hole mergers*, 2109.05836.
- [40] M. Mancarella, F. Iacovelli and D. Gerosa, *Inferring, not just detecting: Metrics for high-redshift sources observed with third-generation gravitational-wave detectors*, *Phys. Rev. D* **107** (2023) L101302 [2303.16323].
- [41] M. L. Barsotti, L. McCuller and P. Fritschel, *The $a+$ design curve*, .
- [42] S. M. Koushiappas and A. Loeb, *Maximum redshift of gravitational wave merger events*, *Phys. Rev. Lett.* **119** (2017) 221104 [1708.07380].
- [43] V. De Luca, G. Franciolini, P. Pani and A. Riotto, *The minimum testable abundance of primordial black holes at future gravitational-wave detectors*, *JCAP* **11** (2021) 039 [2106.13769].
- [44] M. Maggiore et al., *Science Case for the Einstein Telescope*, *JCAP* **03** (2020) 050 [1912.02622].
- [45] K. K. Y. Ng, S. Vitale, W. M. Farr and C. L. Rodriguez, *Probing multiple populations of compact binaries with third-generation gravitational-wave detectors*, *Astrophys. J. Lett.* **913** (2021) L5 [2012.09876].
- [46] K. K. Y. Ng et al., *Measuring properties of primordial black hole mergers at cosmological distances: Effect of higher order modes in gravitational waves*, *Phys. Rev. D* **107** (2023) 024041 [2210.03132].
- [47] M. Branchesi et al., *Science with the Einstein Telescope: a comparison of different designs*, *JCAP* **07** (2023) 068 [2303.15923].
- [48] G. Franciolini, F. Iacovelli, M. Mancarella, M. Maggiore, P. Pani and A. Riotto, *Searching for primordial black holes with the Einstein Telescope: Impact of design and systematics*, *Phys. Rev. D* **108** (2023) 043506 [2304.03160].
- [49] M. Martinelli, F. Scarcella, N. B. Hogg, B. J. Kavanagh, D. Gaggero and P. Fleury, *Dancing in the dark: detecting a population of distant primordial black holes*, *JCAP* **08** (2022) 006 [2205.02639].
- [50] LISA collaboration, *Laser Interferometer Space Antenna*, 1702.00786.
- [51] H.-K. Guo, J. Shu and Y. Zhao, *Using LISA-like Gravitational Wave Detectors to Search for Primordial Black Holes*, *Phys. Rev. D* **99** (2019) 023001 [1709.03500].

- [52] LISA COSMOLOGY WORKING GROUP collaboration, *Cosmology with the Laser Interferometer Space Antenna*, *Living Rev. Rel.* **26** (2023) 5 [2204.05434].
- [53] J. Garcia-Bellido, M. Peloso and C. Unal, *Gravitational Wave signatures of inflationary models from Primordial Black Hole Dark Matter*, *JCAP* **09** (2017) 013 [1707.02441].
- [54] R.-g. Cai, S. Pi and M. Sasaki, *Gravitational Waves Induced by non-Gaussian Scalar Perturbations*, *Phys. Rev. Lett.* **122** (2019) 201101 [1810.11000].
- [55] N. Bartolo, V. De Luca, G. Franciolini, A. Lewis, M. Peloso and A. Riotto, *Primordial Black Hole Dark Matter: LISA Serendipity*, *Phys. Rev. Lett.* **122** (2019) 211301 [1810.12218].
- [56] C. Unal, *Imprints of Primordial Non-Gaussianity on Gravitational Wave Spectrum*, *Phys. Rev. D* **99** (2019) 041301 [1811.09151].
- [57] Z.-C. Chen, F. Huang and Q.-G. Huang, *Stochastic Gravitational-wave Background from Binary Black Holes and Binary Neutron Stars and Implications for LISA*, *Astrophys. J.* **871** (2019) 97 [1809.10360].
- [58] M. Lewicki and V. Vaskonen, *Impact of LIGO-Virgo black hole binaries on gravitational wave background searches*, *Eur. Phys. J. C* **83** (2023) 168 [2111.05847].
- [59] C. Périgois, C. Belczynski, T. Bulik and T. Regimbau, *StarTrack predictions of the stochastic gravitational-wave background from compact binary mergers*, *Phys. Rev. D* **103** (2021) 043002 [2008.04890].
- [60] K. K. Y. Ng, S. Chen, B. Goncharov, U. Dupletsa, S. Borhanian, M. Branchesi et al., *On the Single-event-based Identification of Primordial Black Hole Mergers at Cosmological Distances*, *Astrophys. J. Lett.* **931** (2022) L12 [2108.07276].
- [61] K. K. Y. Ng, G. Franciolini, E. Berti, P. Pani, A. Riotto and S. Vitale, *Constraining High-redshift Stellar-mass Primordial Black Holes with Next-generation Ground-based Gravitational-wave Detectors*, *Astrophys. J. Lett.* **933** (2022) L41 [2204.11864].
- [62] LIGO SCIENTIFIC, VIRGO collaboration, *Population Properties of Compact Objects from the Second LIGO-Virgo Gravitational-Wave Transient Catalog*, *Astrophys. J. Lett.* **913** (2021) L7 [2010.14533].
- [63] M. Dominik, K. Belczynski, C. Fryer, D. Holz, E. Berti, T. Bulik et al., *Double Compact Objects I: The Significance of the Common Envelope on Merger Rates*, *Astrophys. J.* **759** (2012) 52 [1202.4901].
- [64] C. J. Neijssel, A. Vigna-Gómez, S. Stevenson, J. W. Barrett, S. M. Gaebel, F. S. Broekgaarden et al., *The effect of the metallicity-specific star formation history on double compact object mergers*, *Monthly Notices of the Royal Astronomical Society* **490** (2019) 3740.
- [65] M. Mapelli, N. Giacobbo, E. Ripamonti and M. Spera, *The cosmic merger rate of stellar black hole binaries from the Illustris simulation*, *Mon. Not. Roy. Astron. Soc.* **472** (2017) 2422 [1708.05722].
- [66] V. Vaskonen and H. Veermäe, *Lower bound on the primordial black hole merger rate*, *Phys. Rev. D* **101** (2020) 043015 [1908.09752].
- [67] V. De Luca, V. Desjacques, G. Franciolini, A. Malhotra and A. Riotto, *The initial spin probability distribution of primordial black holes*, *JCAP* **05** (2019) 018 [1903.01179].
- [68] M. M. Flores and A. Kusenko, *Spins of primordial black holes formed in different cosmological scenarios*, *Phys. Rev. D* **104** (2021) 063008.
- [69] D. Saito, T. Harada, Y. Koga and C.-M. Yoo, *Spins of primordial black holes formed with a soft equation of state*, *JCAP* **07** (2023) 030 [2305.13830].
- [70] P. Marcoccia, “PBH sub-populations effects analysis.” https://github.com/KuZa91/PBH_subpopulations_effects_analysis, 2023.

- [71] M. Maggiore, *Gravitational wave experiments and early universe cosmology*, *Phys. Rept.* **331** (2000) 283 [gr-qc/9909001].
- [72] G. Pratten et al., *Computationally efficient models for the dominant and subdominant harmonic modes of precessing binary black holes*, *Phys. Rev. D* **103** (2021) 104056 [2004.06503].
- [73] P. Ajith et al., *A Template bank for gravitational waveforms from coalescing binary black holes. I. Non-spinning binaries*, *Phys. Rev. D* **77** (2008) 104017 [0710.2335].
- [74] P. Ajith et al., *Phenomenological template family for black-hole coalescence waveforms*, *Class. Quant. Grav.* **24** (2007) S689 [0704.3764].
- [75] L. Santamaria et al., *Matching post-Newtonian and numerical relativity waveforms: systematic errors and a new phenomenological model for non-precessing black hole binaries*, *Phys. Rev. D* **82** (2010) 064016 [1005.3306].
- [76] S. Khan, S. Husa, M. Hannam, F. Ohme, M. Pürrer, X. Jiménez Forteza et al., *Frequency-domain gravitational waves from nonprecessing black-hole binaries. II. A phenomenological model for the advanced detector era*, *Phys. Rev. D* **93** (2016) 044007 [1508.07253].
- [77] S. Husa, S. Khan, M. Hannam, M. Pürrer, F. Ohme, X. Jiménez Forteza et al., *Frequency-domain gravitational waves from nonprecessing black-hole binaries. I. New numerical waveforms and anatomy of the signal*, *Phys. Rev. D* **93** (2016) 044006 [1508.07250].
- [78] C. Cutler and E. E. Flanagan, *Gravitational waves from merging compact binaries: How accurately can one extract the binary’s parameters from the inspiral wave form?*, *Phys. Rev. D* **49** (1994) 2658 [gr-qc/9402014].
- [79] P. Marcoccia, “Generating a bh merging catalogue.” <https://github.com/KuZa91/Generating-a-BH-Merging-Catalogue>, 2023.
- [80] C. Cahillane and G. Mansell, *Review of the Advanced LIGO Gravitational Wave Observatories Leading to Observing Run Four*, *Galaxies* **10** (2022) 36 [2202.00847].
- [81] R. W. Kiendrebeogo et al., *Updated observing scenarios and multi-messenger implications for the International Gravitational-wave Network’s O4 and O5*, 2306.09234.
- [82] E. S. Phinney, *A Practical theorem on gravitational wave backgrounds*, astro-ph/0108028.
- [83] S. Babak et al., *To appear.*, .
- [84] M. Rajagopal and R. W. Romani, *Ultralow frequency gravitational radiation from massive black hole binaries*, *Astrophys. J.* **446** (1995) 543 [astro-ph/9412038].
- [85] A. H. Jaffe and D. C. Backer, *Gravitational waves probe the coalescence rate of massive black hole binaries*, *Astrophys. J.* **583** (2003) 616 [astro-ph/0210148].
- [86] J. S. B. Wyithe and A. Loeb, *Low-frequency gravitational waves from massive black hole binaries: Predictions for lisa and pulsar timing arrays*, *The Astrophysical Journal* **590** (2003) 691.
- [87] N. Cornish and T. Robson, *Galactic binary science with the new LISA design*, *J. Phys. Conf. Ser.* **840** (2017) 012024 [1703.09858].
- [88] D. J. D’Orazio and J. Samsing, *Black Hole Mergers From Globular Clusters Observable by LISA II: Resolved Eccentric Sources and the Gravitational Wave Background*, *Mon. Not. Roy. Astron. Soc.* **481** (2018) 4775 [1805.06194].
- [89] Y. Zhao and Y. Lu, *Stochastic Gravitational Wave Background and Eccentric Stellar Compact Binaries*, *Mon. Not. Roy. Astron. Soc.* **500** (2020) 1421 [2009.01436].
- [90] N. Karnesis, S. Babak, M. Pieroni, N. Cornish and T. Littenberg, *Characterization of the stochastic signal originating from compact binary populations as measured by LISA*, *Phys. Rev. D* **104** (2021) 043019 [2103.14598].

- [91] L. Lehoucq, I. Dvorkin, R. Srinivasan, C. Pellouin and A. Lamberts, *Astrophysical uncertainties in the gravitational-wave background from stellar-mass compact binary mergers*, *Mon. Not. Roy. Astron. Soc.* **526** (2023) 4378 [[2306.09861](#)].
- [92] EROS-2 collaboration, *Limits on the Macho Content of the Galactic Halo from the EROS-2 Survey of the Magellanic Clouds*, *Astron. Astrophys.* **469** (2007) 387 [[astro-ph/0607207](#)].
- [93] M. Ricotti, J. P. Ostriker and K. J. Mack, *Effect of primordial black holes on the cosmic microwave background and cosmological parameter estimates*, *The Astrophysical Journal* **680** (2008) 829.
- [94] L. Wyrzykowski, J. Skowron, S. Kozłowski, A. Udalski, M. K. Szymański, M. Kubiak et al., *The OGLE view of microlensing towards the magellanic clouds - IV. OGLE-III SMC data and final conclusions on MACHOs*, *Monthly Notices of the Royal Astronomical Society* **416** (2011) 2949.
- [95] J. García-Bellido and S. Clesse, *Constraints from microlensing experiments on clustered primordial black holes*, *Phys. Dark Univ.* **19** (2018) 144 [[1710.04694](#)].
- [96] E. Khalouei, H. Ghodsi, S. Rahvar and J. Abedi, *Possibility of primordial black holes as the source of gravitational wave events in the advanced LIGO detector*, *Phys. Rev. D* **103** (2021) 084001 [[2011.02772](#)].
- [97] S. Babak, J. Gair, A. Sesana, E. Barausse, C. F. Sopuerta, C. P. L. Berry et al., *Science with the space-based interferometer LISA. V: Extreme mass-ratio inspirals*, *Phys. Rev. D* **95** (2017) 103012 [[1703.09722](#)].
- [98] X. Chen, Y. Qiu, S. Li and F. K. Liu, *Milli-Hertz Gravitational-wave Background Produced by Quasiperiodic Eruptions*, *Astrophys. J.* **930** (2022) 122 [[2112.03408](#)].
- [99] D. Laghi, N. Tamanini, W. Del Pozzo, A. Sesana, J. Gair, S. Babak et al., *Gravitational-wave cosmology with extreme mass-ratio inspirals*, *Mon. Not. Roy. Astron. Soc.* **508** (2021) 4512 [[2102.01708](#)].
- [100] F. Pozzoli, S. Babak, A. Sesana, M. Bonetti and N. Karnesis, *Computation of stochastic background from extreme mass ratio inspiral populations for LISA*, [2302.07043](#).
- [101] C. Liu, D. Laghi and N. Tamanini, *Probing modified gravitational-wave propagation with extreme mass-ratio inspirals*, [2310.12813](#).
- [102] J. R. Gair, S. Babak, A. Sesana, P. Amaro-Seoane, E. Barausse, C. P. L. Berry et al., *Prospects for observing extreme-mass-ratio inspirals with LISA*, *J. Phys. Conf. Ser.* **840** (2017) 012021 [[1704.00009](#)].
- [103] H.-K. Guo and A. Miller, *Searching for Mini Extreme Mass Ratio Inspirals with Gravitational-Wave Detectors*, [2205.10359](#).
- [104] G. Mazzolari, M. Bonetti, A. Sesana, R. M. Colombo, M. Dotti, G. Lodato et al., *Extreme mass ratio inspirals triggered by massive black hole binaries: from relativistic dynamics to cosmological rates*, *Mon. Not. Roy. Astron. Soc.* **516** (2022) 1959 [[2204.05343](#)].
- [105] LIGO SCIENTIFIC, VIRGO collaboration, *GW190521: A Binary Black Hole Merger with a Total Mass of $150M_{\odot}$* , *Phys. Rev. Lett.* **125** (2020) 101102 [[2009.01075](#)].
- [106] B. O’Brien, M. Szczepanczyk, V. Gayathri, I. Bartos, G. Vedovato, G. Prodi et al., *Detection of LIGO-Virgo binary black holes in the pair-instability mass gap*, *Phys. Rev. D* **104** (2021) 082003 [[2106.00605](#)].
- [107] LIGO SCIENTIFIC, VIRGO collaboration, *Population Properties of Compact Objects from the Second LIGO-Virgo Gravitational-Wave Transient Catalog*, [2010.14533](#).
- [108] I. Dvorkin, E. Vangioni, J. Silk, J.-P. Uzan and K. A. Olive, *Metallicity-constrained merger rates of binary black holes and the stochastic gravitational wave background*, *Mon. Not. Roy. Astron. Soc.* **461** (2016) 3877 [[1604.04288](#)].

- [109] F. Santoliquido, M. Mapelli, Y. Bouffanais, N. Giacobbo, U. N. Di Carlo, S. Rastello et al., *The cosmic merger rate density evolution of compact binaries formed in young star clusters and in isolated binaries*, *Astrophys. J.* **898** (2020) 152 [2004.09533].
- [110] L. A. C. van Son, S. E. de Mink, T. Callister, S. Justham, M. Renzo, T. Wagg et al., *The Redshift Evolution of the Binary Black Hole Merger Rate: A Weighty Matter*, *Astrophys. J.* **931** (2022) 17 [2110.01634].
- [111] T. Nakamura, M. Sasaki, T. Tanaka and K. S. Thorne, *Gravitational waves from coalescing black hole MACHO binaries*, *Astrophys. J. Lett.* **487** (1997) L139 [astro-ph/9708060].
- [112] K. Ioka, T. Chiba, T. Tanaka and T. Nakamura, *Black hole binary formation in the expanding universe: Three body problem approximation*, *Phys. Rev. D* **58** (1998) 063003 [astro-ph/9807018].
- [113] LIGO collaboration, “The a⁺ design sensitivity curve.” <https://dcc.ligo.org/public/0149/T1800042/005/AplusDesign.txt>, 2018.
- [114] S. Hild, M. Abernathy, F. Acernese, P. Amaro-Seoane, N. Andersson, K. Arun et al., *Sensitivity studies for third-generation gravitational wave observatories*, *Classical and Quantum Gravity* **28** (2011) 094013.
- [115] ET collaboration, “Et design sensitivity curve.” <https://apps.et-gw.eu/tds/?content=3&r=14065>, 2018.
- [116] ESA collaboration, “LISA Science Requirements Document.” <https://www.cosmos.esa.int/documents/678316/1700384/SciRD.pdf>, 2018.
- [117] S. Babak, A. Petiteau and M. Hewitson, *LISA Sensitivity and SNR Calculations*, 2108.01167.
- [118] J. W. Armstrong, F. B. Estabrook and M. Tinto, *Time-delay interferometry for space-based gravitational wave searches*, *The Astrophysical Journal* **527** (1999) 814.
- [119] M. Tinto and J. W. Armstrong, *Cancellation of laser noise in an unequal-arm interferometer detector of gravitational radiation*, *Phys. Rev. D* **59** (1999) 102003.
- [120] F. B. Estabrook, M. Tinto and J. W. Armstrong, *Time delay analysis of LISA gravitational wave data: Elimination of spacecraft motion effects*, *Phys. Rev. D* **62** (2000) 042002.
- [121] M. Tinto and S. V. Dhurandhar, *Time-delay interferometry*, *Living Rev. Rel.* **24** (2021) 1.
- [122] T. A. Prince, M. Tinto, S. L. Larson and J. W. Armstrong, *The LISA optimal sensitivity*, *Phys. Rev. D* **66** (2002) 122002 [gr-qc/0209039].
- [123] D. A. Shaddock, M. Tinto, F. B. Estabrook and J. W. Armstrong, *Data combinations accounting for LISA spacecraft motion*, *Phys. Rev. D* **68** (2003) 061303 [gr-qc/0307080].
- [124] M. Tinto, F. B. Estabrook and J. W. Armstrong, *Time delay interferometry with moving spacecraft arrays*, *Phys. Rev. D* **69** (2004) 082001 [gr-qc/0310017].
- [125] R. Flauger, N. Karnesis, G. Nardini, M. Pieroni, A. Ricciardone and J. Torrado, *Improved reconstruction of a stochastic gravitational wave background with LISA*, *JCAP* **01** (2021) 059 [2009.11845].
- [126] O. Hartwig, M. Lilley, M. Muratore and M. Pieroni, *Stochastic gravitational wave background reconstruction for a nonequilateral and unequal-noise LISA constellation*, *Phys. Rev. D* **107** (2023) 123531 [2303.15929].
- [127] A. Sesana, A. Vecchio and C. N. Colacino, *The stochastic gravitational-wave background from massive black hole binary systems: implications for observations with Pulsar Timing Arrays*, *Mon. Not. Roy. Astron. Soc.* **390** (2008) 192 [0804.4476].
- [128] S. W. Hawking and W. Israel, *Three Hundred Years of Gravitation*. 1989.