

Efficient Cooper Pair Splitting Without Interactions

E.S. Tikhonov^{1,2,*} and V.S. Khrapai^{1,3}

¹*Osipyan Institute of Solid State Physics RAS, 142432 Chernogolovka, Russian Federation*

²*Condensed-Matter Physics Laboratory, HSE University, 101000, Moscow, Russia*

³*National Research University Higher School of Economics,
20 Myasnitskaya Street, Moscow 101000, Russian Federation*

For the three-terminal NSN device with single-mode normal terminals and without Coulomb blockade, we propose the interpretation of charge transfer process which allows us to consistently characterize the device operation as that of a Cooper pair splitter in terms of scattering matrix elements as well as in terms of measurable quantities. The obtained explicit expression for the splitting probability notably contains the two-particle interference term not available from conductance measurements. We show that splitting doesn't necessarily rely on single-particle crossed Andreev reflection amplitude thus allowing for the unit efficiency at zero energy. Our results imply that the current cross-correlator generally doesn't provide definite measure of splitting.

I. INTRODUCTION

Cooper pair splitter (CPS) is a solid-state device producing spin-entangled electron pairs. The original theoretical proposal [1] involved a superconductor coupled to two quantum dots in the Coulomb blockade regime, so that Cooper pairs constituting current through the superconductor are forced to split into the different leads of the setup. Following this idea, many theoretical and experimental works concentrate on the Coulomb blocked devices [2–21]. Hybrid NSN devices without Coulomb blockade are also thoroughly studied [22–43], in particular with a goal to find out the manifestation of correlations, different microscopic processes and interactions in the measurable quantities. While the quantitative results obtained using various approaches coincide in certain limits, the interpretations sometimes differ significantly, down to whether Cooper pair splitting occurs or not [5, 36].

The two most important operating characteristics of a CPS are (i) the splitting probability, p_{11} , determining the magnitude of the current of split pairs and (ii) the splitting efficiency, K , showing which part of the total superconductor current results in the separated entangled electrons. Unambiguous interpretation of the experiments requires the demonstration of the split electrons spin-entanglement as well as the extraction of K . Usually, it is estimated from the analysis of the conductance correlations [3, 4, 7, 9, 11, 12, 15, 18–20] with the recent experiments [21, 44, 45] performing also the spin correlation analysis. The existing proposals to achieve unit efficiency without Coulomb blockade rely on the energy filtering [8, 24, 46, 47] in order to maximize crossed Andreev reflection (CAR). Both the possibility of reaching $K = 1$ at zero energy and the corresponding role of CAR remain weakly explored.

Beyond the average current measurements, a valuable piece of information is contained in the current cross-

correlations [22, 30, 33–36, 40, 48, 49]. The basic logic suggests that for the dominating splitting events coincident arrival of electrons to two normal terminals would lead to the positive contribution to the cross-correlator. Since in the purely normal three-terminal Fermi-system cross-correlators are always negative, its positive sign in a superconductor-containing three-terminal device would then reflect the domination of the splitting events in the total current. However, the manifestation of splitting in the sign of the cross-correlator remains obscure since, e.g., for the case of transparent NSN junctions the well-established positive cross-correlator was shown to coexist with the suppressed CAR [36].

Here, we consider the three-terminal NSN device with *single-mode* normal (N) terminals in the zero-energy approximation. We show that the well-known general scattering matrix expressions for current correlators can be transformed in such a way as to reveal their connection with splitting processes. We obtain explicit expressions for splitting probability p_{11} and splitting efficiency K in terms of scattering matrix elements. The results contain two-particle interference term and thus are generally not accessible via the conductance measurements. We reveal that splitting processes do not rely solely on CAR. We uncover the previously unexplored role of device geometry on the possibility of efficient splitting. Namely, the cases of *single-mode* and *multi-mode* superconducting (S) terminals are conceptually different. For devices with single-mode superconducting (S) terminal, we show that $K \leq 1/2$ and that, counter-intuitively, the largest p_{11} and K are realized at perfectly anti-correlated currents in two arms of the splitter. For devices with multi-mode S-terminal, we show that K may reach unit without energy filtering. Finally, our results imply that the known value of the cross-correlator generally doesn't allow one to judge on p_{11} and K .

II. APPROXIMATIONS AND MAIN RESULT

In this manuscript we will study a spin-degenerate NSN device with single-mode N-terminals depicted

* e-mail:tikhonov@issp.ac.ru

schematically in Fig. 1. By single-mode terminals we mean that the arms connecting the terminals with the disordered region (shaded gray), described by the scattering matrix s , are single-channel spin-degenerate conductors without scattering. The N-terminals are labeled by 1 and 2, the S-terminal is labeled by 3. Throughout the paper, the upper greek letters denote the particle type, while the lower latin indices denote the terminals. In particular, s_{11}^{eh} and s_{22}^{eh} are the amplitudes of local Andreev reflection (LAR), s_{12}^{eh} and s_{21}^{eh} describe CAR, s_{11}^{ee} , s_{22}^{ee} and s_{12}^{ee} , s_{21}^{ee} – normal reflection and elastic cotunneling, respectively. The transmission coefficients, $T_{ij}^{\alpha\beta} = |s_{ij}^{\alpha\beta}|^2$, reflect the probabilities for a particle β from the terminal j to be transmitted as a particle α to the terminal i . Scattering matrix elements obey the orthogonality sum-rules [50]

$$\sum_{l \in N, S; \delta \in e, h} (s_{il}^{\alpha\delta})^* s_{jl}^{\beta\delta} = \sum_{l\delta} (s_{li}^{\delta\alpha})^* s_{lj}^{\delta\beta} = \delta_{ij} \delta_{\alpha\beta}, \quad (1)$$

with the following particular case for the transmission coefficients:

$$\sum_{j \in N, S; \delta \in e, h} T_{ij}^{\alpha\delta} = \sum_{j \in N, S; \delta \in e, h} T_{ji}^{\delta\alpha} = 1,$$

where the first sum includes all probabilities for a particle α to find itself in an i -th terminal after the scattering event, while the second sum includes all scattering probabilities for a particle α from the i -th terminal. Currents flowing out of the terminals are taken to be positive.

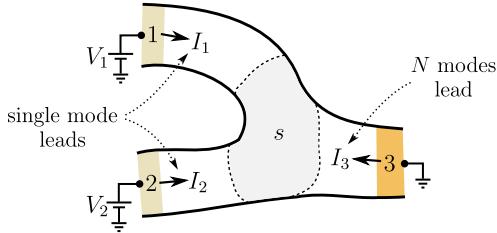


FIG. 1. Spin degenerate system with single-mode normal terminals (1 and 2) and the superconducting (3) terminal. The central disordered region is described by the scattering matrix s . The particular case of $V_1 = V_2$ effectively describes the splitter geometry.

In our analysis we will rely on the general formulae for the average current and current correlations derived by Anantram and Datta for phase-coherent mesoscopic structures [50]:

$$I_i = \frac{e}{h} \int dE \sum_{\alpha, j \in N, S, \beta} \text{sgn}(\alpha) \left[\delta_{ij} \delta_{\alpha\beta} - T_{ij}^{\alpha\beta}(E) \right] f_{j\beta}(E),$$

$$S_{ij} = \frac{2e^2}{h} \sum_{\substack{k, l \in N, S \\ \alpha, \beta, \gamma, \delta \in e, h}} \text{sgn}(\alpha) \text{sgn}(\beta) \times$$

$$\times \int dE A_{k\gamma; l\delta}(i\alpha, E) A_{l\delta; k\gamma}(j\beta, E) f_{k\gamma}(E) [1 - f_{l\delta}(E)], \quad (2)$$

where $A_{k\gamma; l\delta}(i\alpha, E) = \delta_{ik} \delta_{il} \delta_{\alpha\gamma} \delta_{\alpha\delta} - (s_{ik}^{\alpha\gamma})^* s_{il}^{\alpha\delta}$, $f_{i\alpha}$ are the Fermi distribution functions for electrons and holes in the reservoirs limiting in our case of zero temperature to Heaviside step functions.

In the following we operate in the sub-gap energy range assuming no quasiparticle loss in the superconductor, which leaves only N-terminals indices in the s -matrix and, in particular, allows us to omit summation over the S-terminal index in sum rules. Additionally, we assume one may neglect the energy dependence of the scattering matrix in the considered energy range. The expressions for average currents linearize to (see equation (31) in [50])

$$I_1 = G_0 [V_1 (1 - T_{11}^{ee} + T_{11}^{he}) + V_2 (-T_{12}^{ee} + T_{12}^{he})],$$

$$I_2 = G_0 [V_1 (-T_{21}^{ee} + T_{21}^{he}) + V_2 (1 - T_{22}^{ee} + T_{22}^{he})].$$

Consider the special case of $V_1 = V_2 = V$, effectively describing the splitter geometry. Using the sum rule and taking into account the electron-hole symmetry, for the dimensionless average currents, $\mathcal{I} = I/(G_0 V)$ with $G_0 = 2e^2/h$, one gets

$$\mathcal{I}_1 = 1 - T_{11}^{ee} + T_{11}^{he} - T_{12}^{ee} + T_{12}^{he} = 2(T_{11}^{eh} + T_{12}^{eh}),$$

$$\mathcal{I}_2 = 1 - T_{22}^{ee} + T_{22}^{he} - T_{21}^{ee} + T_{21}^{he} = 2(T_{21}^{eh} + T_{22}^{eh}). \quad (3)$$

Generally utilized way to proceed with expressions for current correlators from (2) is to explicitly write down all its numerous components [22, 36, 51]. These components are commonly identified with specific microscopic processes, e.g. the term containing the product $s_{12}^{ee} s_{21}^{ee} (s_{11}^{ee})^\dagger (s_{22}^{ee})^\dagger$ is put in correspondence with the combination of elastic cotunneling and normal reflection, while the term containing the product $s_{21}^{he} s_{12}^{he} (s_{11}^{he})^\dagger (s_{22}^{he})^\dagger$ is attributed to the combination of LAR and CAR. Further conclusion on the contribution from splitting to the cross-correlator S_{12} is based on the input from the components containing CAR amplitudes [33, 36]. Here, we argue that in fact CAR and splitting are generally not directly related and, moreover, splitting does not necessarily lead to the positive contribution to S_{12} . Our claim is based on the zero-energy transformation of the expressions (2) for current correlators which demonstrates the two-particle interference nature of splitting. Note that in our claim we do not oppose the specific quantitative results obtained previously by other authors some of which will be reproduced below. Rather, we show that the interference form of the transformed expressions allows the novel elegant interpretation which may be not as straightforward as was previously believed.

Similarly to the average currents, further we will consider the dimensionless zero-frequency current correlators, $\mathcal{S}_{ij} = S_{ij}/(G_0 eV)$. In Supplemental Material (SM) sections I-III we analytically demonstrate that for the system under consideration the expressions (2) can be

rewritten as follows:

$$\begin{cases} \mathcal{S}_{11} = 2\mathcal{I}_1(2 - \mathcal{I}_1) - 4 |s_{11}^{ee}s_{12}^{he} - s_{11}^{he}s_{12}^{ee}|^2, \\ \mathcal{S}_{22} = 2\mathcal{I}_2(2 - \mathcal{I}_2) - 4 |s_{11}^{ee}s_{12}^{he} - s_{11}^{he}s_{12}^{ee}|^2, \\ \mathcal{S}_{12} = 4 |s_{11}^{ee}s_{12}^{he} - s_{11}^{he}s_{12}^{ee}|^2 - 2\mathcal{I}_1\mathcal{I}_2 + \\ \quad + 8 |s_{12}^{he}s_{21}^{he} - s_{11}^{he}s_{22}^{he}|^2. \end{cases} \quad (4)$$

Note the occurrence of two-particle interference terms not reduced to average currents. The common to all three expressions term remains the same with the interchange of terminals indices,

$$\begin{aligned} s_{11}^{ee}s_{12}^{he} - s_{11}^{he}s_{12}^{ee} &= (s_{11}^{hh})^* s_{12}^{he} + (s_{11}^{eh})^* s_{12}^{ee} = \\ &= - \left\{ (s_{21}^{eh})^* s_{22}^{ee} + (s_{21}^{hh})^* s_{22}^{he} \right\} = s_{22}^{ee}s_{21}^{he} - s_{22}^{he}s_{21}^{ee}, \end{aligned}$$

which is the consequence of the orthogonality rule (1). Below we will show that (4) allows for a transparent interpretation of how current flows in a device. It also allows for the introduction of explicit expressions for splitting probability and efficiency which are our main result:

$$p_{11} = 2 |s_{11}^{ee}s_{12}^{he} - s_{11}^{he}s_{12}^{ee}|^2, \quad K = 2p_{11}/(\mathcal{I}_1 + \mathcal{I}_2) \quad (5)$$

In SM section IV we prove that generally

$$p_{11} \leq 1/2 \quad \text{and} \quad K \leq 1 - |\mathcal{I}_3|/4, \quad (6)$$

where \mathcal{I}_3 is the total superconductor current. In the following we will first address the case of single-mode S-terminal and then move on to the multi-mode S-terminal problem.

III. SINGLE-MODE S-TERMINAL

We start our analysis with the device with single-mode S-terminal. This implies the following crucial identity for the Andreev amplitudes:

$$s_{12}^{he}s_{21}^{he} = s_{11}^{he}s_{22}^{he}, \quad (7)$$

which can be derived by connecting the scattering matrix to that of a complementary device with all N-terminals, see SM section V. The corresponding expression for cross-correlators are therefore

$$\begin{cases} \mathcal{S}_{11} = 2\mathcal{I}_1(2 - \mathcal{I}_1) - 4 |s_{11}^{ee}s_{12}^{he} - s_{11}^{he}s_{12}^{ee}|^2, \\ \mathcal{S}_{22} = 2\mathcal{I}_2(2 - \mathcal{I}_2) - 4 |s_{11}^{ee}s_{12}^{he} - s_{11}^{he}s_{12}^{ee}|^2, \\ \mathcal{S}_{12} = 4 |s_{11}^{ee}s_{12}^{he} - s_{11}^{he}s_{12}^{ee}|^2 - 2\mathcal{I}_1\mathcal{I}_2. \end{cases} \quad (8)$$

Consider now a physical picture of the current flowing process in the system under consideration. For a quantum conductor at low enough temperature it is a consequence of the Pauli principle that, up to logarithmically

small fluctuations, each terminal periodically, with a frequency of eV/h per spin, attempts to emit a particle into each mode of a conductor [52]. In our case, from the point of view of the superconductor, there are four possible current pulse outcomes, schematically depicted in Fig. 2(a). Eventually, the Cooper pair is either split into two different arms connected to normal terminals (with the splitting probability p_{11}), or both charges are transmitted into the same arm (p_{20} and p_{02}), or the attempt is unsuccessful and no charge is transmitted (p_0). While the splitting probability p_{11} defines the magnitude of the current of split pairs, the splitting efficiency K shows the fraction of the total superconductor current which is split.

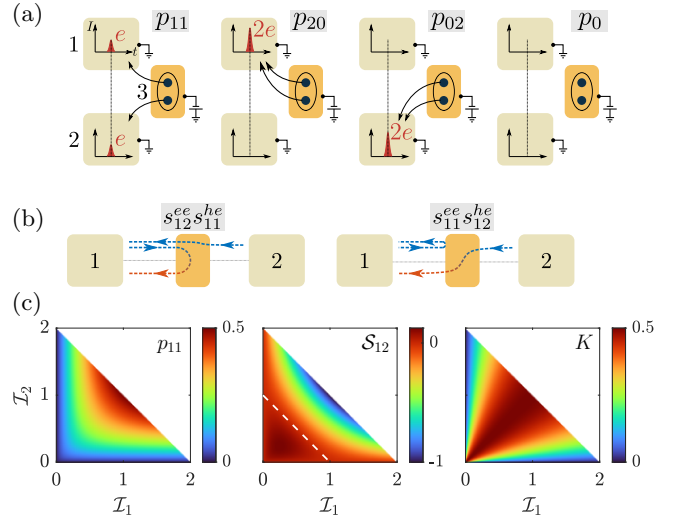


FIG. 2. (a) Possible outcomes of the current pulse in a single-mode NSN device. (b) Two interfering processes contributing to p_{11} . Blue and red color correspond to electron and hole states, respectively. (c) Splitting probability, current cross-correlator and the efficiency of splitting in a single-mode NSN-device as functions of \mathcal{I}_1 and \mathcal{I}_2 . The dashed line on the central panel corresponds to $\mathcal{S}_{12} = 0$. Only colored points are available and any of these points is achievable in, e.g., the quantum Hall Bogoliubov interferometer (see text).

The introduced probabilities obey the normalization condition and determine the currents:

$$\begin{cases} 1 = p_0 + p_{11} + p_{02} + p_{20}, \\ \mathcal{I}_1 = p_{11} + 2p_{20}, \\ \mathcal{I}_2 = p_{11} + 2p_{02}. \end{cases}$$

Moreover, for the current correlators in the terminals, one obtains

$$\begin{cases} \mathcal{S}_{11} = 2[p_{11} + 4p_{20} - (p_{11} + 2p_{20})^2], \\ \mathcal{S}_{22} = 2[p_{11} + 4p_{02} - (p_{11} + 2p_{02})^2], \\ \mathcal{S}_{12} = 2[p_{11} - (p_{11} + 2p_{20})(p_{11} + 2p_{02})]. \end{cases}$$

Here, we used the following expression for the zero-frequency current correlators: $S_{ij} = 2\langle\delta Q_i\delta Q_j\rangle/t$, where t is the long enough observation time and δQ_i is the fluctuation of charge Q_i which passes the cross-section of the lead connected to the i -th terminal during this time. To bridge these relations with the scattering matrix approach, we rewrite them in a slightly different form leaving only the splitting probability:

$$\begin{cases} \mathcal{S}_{11} = 2\mathcal{I}_1(2 - \mathcal{I}_1) - 2p_{11}, \\ \mathcal{S}_{22} = 2\mathcal{I}_2(2 - \mathcal{I}_2) - 2p_{11}, \\ \mathcal{S}_{12} = 2p_{11} - 2\mathcal{I}_1\mathcal{I}_2. \end{cases} \quad (9)$$

We first test these relations for the well-known two-terminal case of the NS-junction where the lead to the second terminal is off. One therefore has to take $p_{11} = p_{02} = 0$, so that the device is effectively described by any of the two other probabilities with $p_0 + p_{20} = 1$ and $\mathcal{I} = 2p_{20}$. Here, p_{20} is the LAR probability expressed via the normal-state transmission probability T via the standard relation $p_{20} = T^2/(2 - T)^2$. For the conductance and the noise auto-correlator one then obtains $G_{\text{NS}} = (4e^2/h)p_{20}$ and $\mathcal{S}_{\text{NS}} = \mathcal{S}_{11} = 4p_0\mathcal{I}$. In a particular case of a transparent NS-boundary, $p_0 = 0$, the conductance is $G_{\text{NS}} = 4e^2/h$ and the current flow is noiseless which verifies our assumption of periodical current pulse attempts for a superconductor. In the opposite limit of a tunnel NS-junction, $p_0 \rightarrow 1$, the auto-correlator is $\mathcal{S} = 4\mathcal{I}$, reproducing the doubling of shot noise compared to the Poisson value $\mathcal{S}_{\text{P}} = 2\mathcal{I}$, characteristic for the normal state tunnel junction [53–55].

Returning to the case of a three-terminal device, we note that (9) provides p_{11} , and hence K , in terms of the measurable quantities. Comparing (8) and (9) we obtain the following explicit expressions for the splitting probability:

$$p_{11} = 2 |s_{11}^{ee}s_{12}^{he} - s_{11}^{he}s_{12}^{ee}|^2 = 2 |s_{22}^{ee}s_{21}^{he} - s_{22}^{he}s_{21}^{ee}|^2.$$

These expressions suggest the splitting events include the two-particle interference between two processes with indistinguishable results shown in Fig. 2(b). Note that only for the convenience we illustrate these processes in a geometry where S-terminal supports at least two modes.

The relation for the Andreev amplitudes (7) allows one to transform p_{11} as follows, see SM section VI:

$$p_{11} = 2T_{21}^{he} \frac{T_{12}^{he} + T_{11}^{he}}{T_{21}^{he} + T_{11}^{he}} = 2T_{12}^{he} \frac{T_{21}^{he} + T_{22}^{he}}{T_{12}^{he} + T_{22}^{he}}.$$

In particular, in the absence of a magnetic field, p_{11} reduces to the CAR probability, $p_{11} = 2T_{12}^{he} = 2T_{21}^{he}$. Generally, under broken time-reversal symmetry, p_{11} depends also on the LAR probabilities. For the symmetric device, $\mathcal{I}_1 = \mathcal{I}_2$ ($p_{20} = p_{02}$), where (7) implies $T_{12}^{he} = T_{22}^{he}$, $T_{11}^{he} = T_{21}^{he}$, the splitting probability may be written as $p_{11} = T_{12}^{he} + T_{21}^{he}$.

We notice that for the discussed device K , all the probabilities and the current correlators may be expressed in terms of the currents. In particular:

$$K = \frac{2\mathcal{I}_1\mathcal{I}_2}{(\mathcal{I}_1 + \mathcal{I}_2)^2}, \quad p_{11} = \frac{\mathcal{I}_1\mathcal{I}_2}{\mathcal{I}_1 + \mathcal{I}_2},$$

$$\mathcal{S}_{12} = 2\mathcal{I}_1\mathcal{I}_2/(\mathcal{I}_1 + \mathcal{I}_2) - 2\mathcal{I}_1\mathcal{I}_2,$$

see Fig. 2(c) summarizing the values of p_{11} , \mathcal{S}_{12} and K as functions of the normalized currents in N-terminals. The above expressions resolve the whole class of splitters with single-mode S-terminal. Importantly, the sign of the cross correlator is determined simply by the total current. Moreover, one has the following bounds:

$$K \leq \frac{1}{2}, \quad p_{11} \leq \frac{1}{2},$$

that is only half of the superconductor current can in principle be split which is the consequence of (7). Maximization of the split current requires $\mathcal{I}_1 = \mathcal{I}_2 = 1$, which in terms of probabilities reduces to $p_{11} = 1/2$, $p_{20} = p_{02} = 1/4$, $p_0 = 0$, coming along with the following N-terminals noise correlators: $\mathcal{S}_{11} = \mathcal{S}_{22} = 1$, $\mathcal{S}_{12} = -1$. Therefore the largest possible p_{11} and K coexist with the largest possible negative \mathcal{S}_{12} . In fact, the currents in a so-tuned setup are anti-correlated:

$$\langle(\delta\mathcal{I}_1 + \delta\mathcal{I}_2)^2\rangle = \mathcal{S}_{11} + \mathcal{S}_{22} + 2\mathcal{S}_{12} = 0 \rightarrow \delta\mathcal{I}_1 = -\delta\mathcal{I}_2.$$

This observation contradicts the general basic logic which would require maximizing cross-correlator to achieve maximum splitting current and/or efficiency. The physical reason for this seemingly counter-intuitive result is that for the above probabilities the momentary currents in a splitting event equal the average currents and do not contribute to \mathcal{S}_{12} , see Fig. 3.

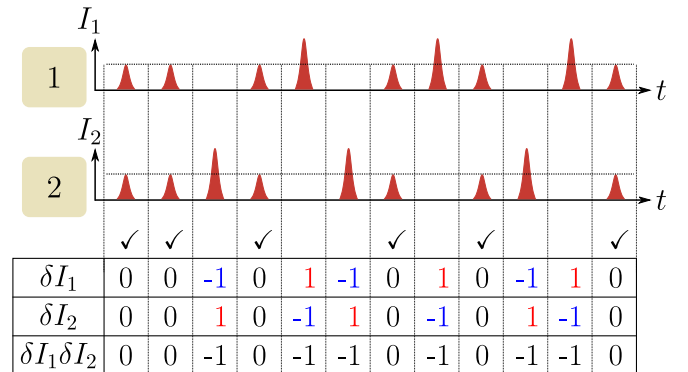


FIG. 3. Time dependence of current in two arms of a device with single-mode S-terminal where splitting processes (marked with checks) provide maximum possible split current. Splitting processes do not contribute to the current cross-correlator. Maximum possible split current coexists with perfectly anti-correlated currents.

A. Beam Splitter

We now consider the cases where s -matrix can be calculated analytically. As the simplest application of our findings, consider first the geometry of beam splitter (BS) [22] shown in the inset of Fig. 4. Here, the scattering region (gray) is represented by the semitransparent mirror so that the device is symmetric and is parametrized by the single parameter $0 < \tau < 1/2$ which controls the transparency of the splitter: the transmission between the S and the N terminals vanishes at $\tau = 0$ and is maximal at $\tau = 1/2$. Additionally, the interface between S-terminal and the corresponding lead (black thick line) is disordered and is characterized by the BTK parameter Z related to the interface transparency via $T = 1/(1 + Z^2)$ [56]. The scattering matrix of the device is readily available [51] and provides one with explicit analytical expressions for currents $\mathcal{I}_1, \mathcal{I}_2$, current correlators $\mathcal{S}_{11}, \mathcal{S}_{12}$ and splitting probability p_{11} and efficiency K , see SM section VII. Importantly, the symmetry of the device at any Z ensures that the efficiency is exactly 50%. For the case of transparent interface, $Z = 0$, the analytical expressions take simple form:

$$\mathcal{I}_1 = \mathcal{I}_2 = \tau^2/(1 - \tau)^2, \quad \mathcal{S}_{12} = \tau^2(1 - 2\tau - \tau^2)/(1 - \tau)^4,$$

$$p_{11} = \tau^2 / [2(1 - \tau)^2].$$

Note that up to a factor of 2 coming from the definition, the expression for \mathcal{S}_{12} is exactly the same as in [22], however now we have revealed that it is determined just by the total current of the superconductor:

$$\mathcal{S}_{12} = \mathcal{I}_1 - 2\mathcal{I}_1^2 = \mathcal{I}_3(1 - \mathcal{I}_3)/2.$$

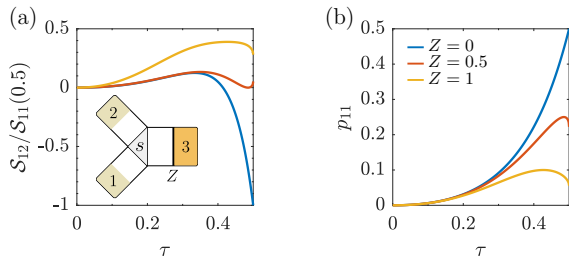


FIG. 4. (a) Normalized current cross-correlator and (b) splitting probability in a beam splitter geometry for different values of disorder at S-interface.

In Fig. 4 we demonstrate the dependences of normalized \mathcal{S}_{12} and p_{11} on mirror transparency for $Z = 0, 0.5$ and 1. Note that the curve for $\mathcal{S}_{12}|_{Z=1}$ is almost the same as that by J. Torres and T. Martin plotted for $V/\Delta = 0.5$, see Fig. 3 (top curve) [22] with the difference due to the finite bias used in [22]. As is dictated by our general analysis, the maximum possible split current achieved at $Z = 0, \tau = 1/2$ coexists with perfectly anti-correlated

currents. At the same time, the efficiency of splitting is both Z - and τ -independent, $K = 1/2$, since the device is symmetric. Note also that at high enough disorder at the S-interface the total superconductor current is $\mathcal{I}_3 \ll 1$, so that $\mathcal{S}_{12} \approx 2p_{11} = \mathcal{I}_3/2$. In this limit the correspondence between splitting and the cross-correlator is valid since current and its fluctuations are almost identical.

B. Quantum Hall Bogoliubov interferometer

We now discuss the more complicated case of the recently introduced quantum Hall Bogoliubov interferometer (HBI) [57]. The system is a modification of a Fabry-Perot quantum Hall interferometer [58] with a superconducting terminal inside. For the HBI at the filling factor $\nu = 2$, the scattering matrix can be obtained analytically, see SM section VIII. In particular, maximizing the Φ -independent splitting efficiency, $K = 2T_1T_2R_2/(1 - R_1R_2)^2 = 1/2$, requires $T_2 = T_1/(1 + T_1)$, see the dashed line in Fig. 5(b). Here, T_1 and R_1 (T_2 and R_2) are transmission and reflection probabilities of the two constrictions, Φ is the Aharonov-Bohm phase. We note that the obtained condition simultaneously ensures the symmetric device. For any fixed constrictions, the values of p_{11}, \mathcal{I}_1 and \mathcal{I}_2 achieve their largest values at $\Phi = 2\pi m, m \in \mathbb{Z}$. Figs. 5(c) and 5(d) demonstrate p_{11} and \mathcal{S}_{12} for this specific case at $|t_{ee}|^2 = 0.9$ (t_{ee} and t_{eh} are the amplitudes of normal and Andreev scattering off the S-terminal). The dashed lines here are the same as in panel (b). In particular, at $T_1 = |t_{eh}|$ and $T_2 = |t_{eh}|/(1 + |t_{eh}|)$, which is indicated by point 1 in panels (b)-(d), both K and p_{11} are maximal: $K = 1/2, p_{11} = 1/2$. At the same time, $\mathcal{I}_1 = \mathcal{I}_2 = 1$ and $\mathcal{S}_{11} = \mathcal{S}_{22} = 1, \mathcal{S}_{12} = -1$, so that the currents here are anti-correlated. Note that by tuning Φ one can vary the current of split pairs saving the value of K , see SM Fig.2.

IV. MULTI-MODE S-TERMINAL

We emphasize that the whole above discussion strongly relies on the fact that exactly one mode connects the S-terminal to the scattering region. To go beyond this geometry, we assume there are at least two modes between the S-terminal and the scattering region. The expressions (4) do not change since the scattering matrix s includes only N-terminals indices. However, the relation (7) between AR amplitudes is no longer valid: the simplest example is when two N-terminals are connected to the large superconductor with perfectly transparent interfaces in two significantly spatially separated places with no disorder so that $s_{12}^{he} = s_{21}^{he} = 0$, while $|s_{11}^{he}| = |s_{22}^{he}| = 1$. As a result, compared to the case of single-mode S-terminal the current cross-correlator gets an additional modulus-squared term while the expressions for auto-correlators remain the same. Denoting

$$p_{22} = |s_{12}^{he} s_{21}^{he} - s_{11}^{he} s_{22}^{he}|^2,$$

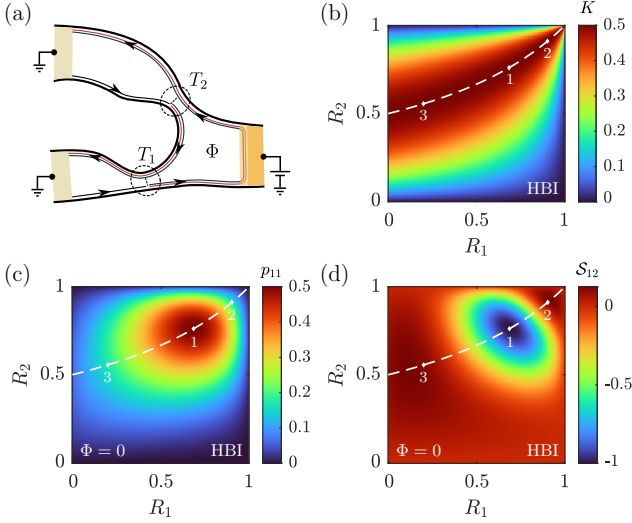


FIG. 5. (a) Sketch of the quantum Hall Bogoliubov interferometer. (b) Φ -independent splitting efficiency of the HBI. (c,d) Splitting probability and current cross-correlator for the HBI at $\Phi = 0$, $|t_{ee}|^2 = 0.9$.

we write

$$\begin{cases} \mathcal{S}_{11} = 2\mathcal{I}_1(2 - \mathcal{I}_1) - 2p_{11}, \\ \mathcal{S}_{22} = 2\mathcal{I}_2(2 - \mathcal{I}_2) - 2p_{11}, \\ \mathcal{S}_{12} = 2p_{11} - 2\mathcal{I}_1\mathcal{I}_2 + 8p_{22}. \end{cases} \quad (10)$$

Note that for the case of single-mode S-terminal geometry, destructive interference leads to $p_{22} = 0$.

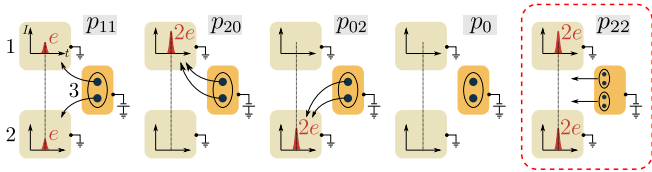


FIG. 6. Possible outcomes of a current pulse in a device with multi-mode S-terminal.

The above expressions describe the random process with the one new possible event in addition to those depicted in Fig. 2(a). This new event results in the simultaneous arrivals of two electrons to both N-terminals and is described by the probability p_{22} , see Fig. 6 for the schematic representation of this event. Similar to the splitting events, p_{22} includes the two-particle interference between two processes with indistinguishable results, see Fig. 7(a). We emphasize significant difference between contributing to p_{11} processes $s_{12}^{ee}s_{11}^{he}$ and $s_{11}^{ee}s_{12}^{he}$, as well as between contributing to p_{22} processes $s_{11}^{he}s_{22}^{he}$ and $s_{12}^{he}s_{21}^{he}$: in the absence of disorder the former ones are possible while the latter ones are not.

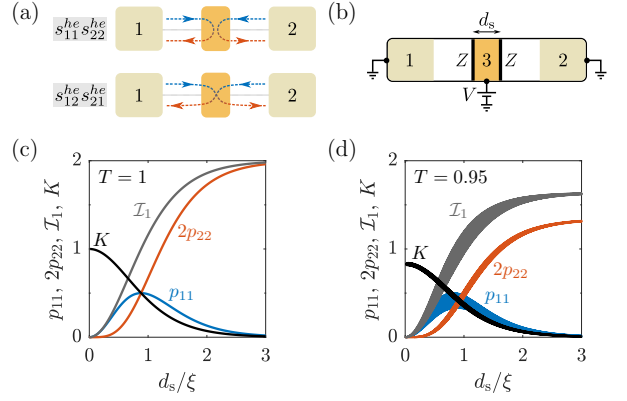


FIG. 7. (a) Two interfering processes contributing to p_{22} . (b) NSN hybrid device with S-region connected to two single-mode N-terminals with interfaces characterized by BTK parameter Z . (c) Probabilities p_{11} and $2p_{22}$, current in one of the arms \mathcal{I}_1 and efficiency K for NSN device from panel (b) as functions of the normalized S-region length for S-interfaces transparency $T = 1$. (d) Same as in panel (c) for the case of $T = 0.95$. We used $k_F = 1.36 \cdot 10^{10} \text{ m}^{-1}$ for the calculations.

A. Line-shaped NSN-device

Consider as an example the geometry of a line-shaped NSN-device with single-mode N-terminals and the S-region of length d_s with the coherence length ξ , see Fig. 7(b). Both S-interfaces are assumed identical and are characterized by the BTK parameter Z . This geometry was thoroughly studied previously [5, 30, 33, 36]. Generally, for the case of not perfectly transparent S-interfaces with $Z > 0$, propagation through the superconductor in this one dimensional model includes rapidly oscillating factors with the period of $\lambda_F \ll d_s$ [25]. In SM Fig. 3 we demonstrate oscillations of \mathcal{S}_{12} and p_{11} with d_s . In SM Figs. (4,5) we verify that after averaging our expressions for current correlators (10) perfectly reproduce analogous results obtained by other authors [33, 36]. In the following we concentrate on the most interesting limit of both S-interfaces near to perfectly transparent.

We start with the case of ideal interfaces, $T = 1$ ($Z = 0$), where the aforementioned oscillating factors do not come into play. The scattering matrix reads [59]

$$\begin{aligned} s_{11}^{ee} &= 0, \quad s_{12}^{ee} = 1/\cosh(d_s/\xi), \\ s_{12}^{he} &= s_{21}^{he} = 0, \quad s_{11}^{he} = s_{22}^{he} = i \tanh(d_s/\xi), \end{aligned}$$

providing $p_{20} = p_{02} = 0$, $p_0 = 1/\cosh^4(d_s/\xi)$ and

$$p_{11} = \frac{2 \sinh^2(d_s/\xi)}{\cosh^4(d_s/\xi)}, \quad p_{22} = \tanh^4(d_s/\xi).$$

$$\mathcal{I}_1 = \mathcal{I}_2 = 2 \tanh^2(d_s/\xi),$$

$$\mathcal{S}_{11} = \mathcal{S}_{12} = \frac{4 \sinh^2(d_s)/\xi}{\cosh^4(d_s)/\xi}.$$

Note the limiting case of our expressions, $\mathcal{S}_{11} = \mathcal{S}_{12} = 4(d_s/\xi)^2$ at $d_s \ll \xi$, coinciding with the result for the perfect interfaces from [33], see Appendix B. The dependences on d_s/ξ of \mathcal{I}_1 along with contributing to it p_{11} and $2p_{22}$ is demonstrated in Fig. 7(c). Note that while CAR is absent, $s_{12}^{he} = s_{21}^{he} = 0$, splitting events occur as a result of two-particle interference, see the left part of Fig. 2(b). Importantly, at small enough $d_s \lesssim \xi$, it is splitting events that dominate in the total current of the superconductor, $\mathcal{I}_3 = 2(p_{11} + 2p_{22})$. The maximum $p_{11} = 1/2$ is achieved around $d_s \approx \xi$ and the further increase of the superconductor length predictably leads to the decrease of p_{11} (and K) and the domination of $2p_{22}$. This observation reveals LAR events at two S-interfaces. Fig. 7(c) also shows the efficiency, $K = 1/\cosh^2(d_s/\xi)$, which in the limit of $d_s \ll \xi$ goes to unity, importantly, at zero energy and without energy filtering [47]. The observation of $K = 1$ at $d_s/\xi \rightarrow 0$ is reasonable since in this case all transmission probabilities equal zero besides $T_{11}^{he} = T_{22}^{he} = T \ll 1$ and $T_{12}^{ee} = T_{21}^{ee} = 1 - T \approx 1$. The processes depicted in the left side of Fig. 2(b) are therefore the only ones contributing to the current flow (along with the processes corresponding to $s_{21}^{ee} s_{22}^{he}$). Interestingly, for the discussed device as well as for any setup without CAR ($s_{12}^{he} = s_{21}^{he} = 0$), the cross-correlator is $\mathcal{S}_{12} = 2p_{11} > 0$ and provides exactly information about the splitting processes. However, in the general case of present CAR there is no obvious connection between splitting processes and the value of \mathcal{S}_{12} . Finally, we mention that the case of ideal interfaces delivers an upper boundary on efficiency from (6).

Consider now the case of the finite transparency of both S-interfaces. Here, $Z > 0$ leads to the rise of oscillations in the scattering matrix elements resulting also in the oscillations in average currents, current correlators and probabilities. It is these oscillations that lead to the previously discussed negative values of \mathcal{S}_{12} at intermediate interfaces transparencies [33, 36] as we demonstrate in SM Fig. 3. Here in the main text, we concentrate on the case of nearly transparent interfaces where these oscillations are not too strong. The analytical expressions are obtained symbolically using Appendix A from [33] to first derive the scattering matrix elements which are then used to compute average currents and current correlators with (3) and (10), respectively. We demonstrate our results in Fig. 7(d) for the case of $T = 0.95$. At a given value of d_s/ξ , the current in each arm of the device decreases compared to the case of perfect interfaces. At the same time, p_{20} and p_{02} come into play reducing the efficiency of splitting. The broadened lines represent the oscillations in \mathcal{I}_1 and \mathcal{S}_{12} , as well as in p_{11} and p_{22} , which are due to the finite transparency of interfaces (the corresponding \mathcal{S}_{12} is demonstrated in SM Fig. 6). At large enough d_s/ξ , the oscillations in \mathcal{I}_1 die out and it correctly limits to the value dictated by the probability of LAR,

$$\mathcal{I}_1 \approx 2p_{\text{LAR}} = 2T^2/(2 - T)^2 \approx 1.64.$$

For such long devices splitting is negligible and we observe that $p_{22} \approx p_{\text{LAR}}^2$, indicating that it describes simultaneous statistically independent LAR events at two S-interfaces.

V. DISCUSSION AND CONCLUSION

Several remarks stem from the discussion of the line-shaped NSN device and are due to be made. Our results for average currents and current correlators exactly coincide with the results obtained previously also using the scattering matrix formalism [33, 36], compare our SM Figs. (3,4) with Fig. 3 from [33]. Importantly, in the limit under consideration, the result obtained using Keldysh Green functions technique [5] is also consistent with the result of [33] and therefore with our result, see the discussion right after equation (37) in [5]. While the results coincide, the three interpretations are different. The authors of [5] conclude that the positive cross-correlations are due to CAR. On the contrary, the authors of [36] reason that since at $Z = 0$ CAR processes do not dominate neither in the conductance nor in the noise, the positive sign of \mathcal{S}_{12} should not be ascribed to Cooper pair splitting. Important to note here is the implicit identification of CAR and Cooper pair splitting in both cases. Our interpretation is different from both of these. Namely, it is the two-particle processes depicted in Fig. 2(b) that result in splitting rather than single particle CAR (s_{12}^{he} or s_{21}^{he}). Our analysis suggests that the splitting probability p_{11} is not determined solely by CAR amplitude but rather is determined by the interference of these two processes. Note also that in the absence of time-reversal symmetry different CAR amplitudes are not necessarily the same as, e.g., in the case of HBI, see SM section VIII. In particular, at $R_1 = R_2 = 0$ and $|t_{eh}| = 1$ we obtain $|s_{21}^{he}| = 1$, $s_{12}^{he} = 0$ and no splitting. This observation in itself demonstrates that identification of splitting with CAR is generally meaningless.

In summary, we describe operation of the NSN-based CPS with single-mode N-terminals and demonstrate the possibility of unit splitting efficiency without any energy filtering. The provided examples underline the necessary steps to make further progress. First, the generalization of our explicit s -matrix-based expressions for the case of multi-mode N-terminals may shed light on whether efficient Cooper pair splitting is possible in realistic devices with multi-mode N-terminals. Note that on the technological side this type of devices will also require almost transparent S-interfaces. HBI-like devices, at filling factor $\nu > 2$, may provide an appealing alternative since the number of channels is controllable by the magnetic field, Coulomb effects can be minimized by the metallic back gate due to the shunting capacitance [5], and the S-interface quality is not as crucial as for the line-shaped devices.

We acknowledge valuable discussions with D.V. Shovkun. The work was supported by the

Russian Science Foundation project 22-12-00342. The analysis of line-shaped device with imperfect interfaces

[Fig. 7(d)] was supported by the Basic research program of HSE.

-
- [1] P. Recher, E. V. Sukhorukov, and D. Loss, Andreev tunneling, Coulomb blockade, and resonant transport of non-local spin-entangled electrons, *Physical Review B* **63**, 165314 (2001).
- [2] J. Börlin, W. Belzig, and C. Bruder, Full counting statistics of a superconducting beam splitter, *Phys. Rev. Lett.* **88**, 197001 (2002).
- [3] L. Hofstetter, S. Csonka, J. Nygård, and C. Schönberger, Cooper pair splitter realized in a two-quantum-dot Y-junction, *Nature* **461**, 960 (2009).
- [4] L. G. Herrmann, F. Portier, P. Roche, A. L. Yeyati, T. Kontos, and C. Strunk, Carbon Nanotubes as Cooper-Pair Beam Splitters, *Physical Review Letters* **104**, 026801 (2010).
- [5] D. S. Golubev and A. D. Zaikin, Shot noise and Coulomb effects on nonlocal electron transport in normal-metal/superconductor/normal-metal heterostructures, *Physical Review B* **82**, 134508 (2010).
- [6] J. Eldridge, M. G. Pala, M. Governale, and J. König, Superconducting proximity effect in interacting double-dot systems, *Physical Review B* **82**, 184507 (2010).
- [7] L. Hofstetter, S. Csonka, A. Baumgartner, G. Fülöp, S. d'Hollosy, J. Nygård, and C. Schönberger, Finite-Bias Cooper Pair Splitting, *Physical Review Letters* **107**, 136801 (2011).
- [8] P. Buset, W. J. Herrera, and A. L. Yeyati, Microscopic theory of Cooper pair beam splitters based on carbon nanotubes, *Physical Review B* **84**, 115448 (2011).
- [9] J. Schindele, A. Baumgartner, and C. Schönberger, Near-Unity Cooper Pair Splitting Efficiency, *Physical Review Letters* **109**, 157002 (2012).
- [10] J. Rech, D. Chevallier, T. Jonckheere, and T. Martin, Current correlations in an interacting Cooper-pair beam splitter, *Physical Review B* **85**, 035419 (2012).
- [11] G. Fülöp, F. Domínguez, S. d'Hollosy, A. Baumgartner, P. Makk, M. H. Madsen, V. A. Guzenko, J. Nygård, C. Schönberger, A. Levy Yeyati, and S. Csonka, Magnetic Field Tuning and Quantum Interference in a Cooper Pair Splitter, *Physical Review Letters* **115**, 227003 (2015).
- [12] Z. B. Tan, D. Cox, T. Nieminen, P. Lähteenmäki, D. Golubev, G. B. Lesovik, and P. J. Hakonen, Cooper Pair Splitting by Means of Graphene Quantum Dots, *Physical Review Letters* **114**, 096602 (2015).
- [13] I. V. Borzenets, Y. Shimazaki, G. F. Jones, M. F. Craciun, S. Russo, M. Yamamoto, and S. Tarucha, High Efficiency CVD Graphene-lead (Pb) Cooper Pair Splitter, *Scientific Reports* **6**, 23051 (2016).
- [14] F. Domínguez and A. L. Yeyati, Quantum interference in a Cooper pair splitter: The three sites model, *Physica E: Low-dimensional Systems and Nanostructures* **75**, 322 (2016).
- [15] S. Baba, C. Jünger, S. Matsuo, A. Baumgartner, Y. Sato, H. Kamata, K. Li, S. Jeppesen, L. Samuelson, H. Q. Xu, C. Schönberger, and S. Tarucha, Cooper-pair splitting in two parallel InAs nanowires, *New Journal of Physics* **20**, 063021 (2018).
- [16] N. Walldorf, C. Padurariu, A.-P. Jauho, and C. Flindt, Electron Waiting Times of a Cooper Pair Splitter, *Physical Review Letters* **120**, 087701 (2018).
- [17] N. Walldorf, F. Brange, C. Padurariu, and C. Flindt, Noise and full counting statistics of a Cooper pair splitter, *Physical Review B* **101**, 205422 (2020).
- [18] A. Ranni, F. Brange, E. T. Mannila, C. Flindt, and V. F. Maisi, Real-time observation of Cooper pair splitting showing strong non-local correlations, *Nature Communications* **12**, 6358 (2021).
- [19] A. Ranni, E. T. Mannila, A. Eriksson, D. S. Golubev, J. P. Pekola, and V. F. Maisi, Local and Nonlocal Two-Electron Tunneling Processes in a Cooper Pair Splitter, *Physical Review Letters* **129**, 207703 (2022).
- [20] Z. Scherübl, G. Fülöp, J. Gramich, A. Pályi, C. Schönberger, J. Nygård, and S. Csonka, From Cooper pair splitting to nonlocal spectroscopy of a Shiba state, *Physical Review Research* **4**, 023143 (2022).
- [21] A. Bordoloi, V. Zannier, L. Sorba, C. Schönberger, and A. Baumgartner, Spin cross-correlation experiments in an electron entangler, *Nature* **612**, 454 (2022).
- [22] J. Torrès and T. Martin, Positive and negative Hanbury-Brown and Twiss correlations in normal metal-superconducting devices, *The European Physical Journal B - Condensed Matter and Complex Systems* **12**, 319 (1999).
- [23] G. Deutscher and D. Feinberg, Coupling superconducting-ferromagnetic point contacts by Andreev reflections, *Applied Physics Letters* **76**, 487 (2000).
- [24] G. Lesovik, T. Martin, and G. Blatter, Electronic entanglement in the vicinity of a superconductor, *The European Physical Journal B* **24**, 287 (2001).
- [25] G. Falci, D. Feinberg, and F. W. J. Hekking, Correlated tunneling into a superconductor in a multiprobe hybrid structure, *Europhysics Letters (EPL)* **54**, 255 (2001).
- [26] G. Bignon, M. Houzet, F. Pistolesi, and F. W. J. Hekking, Current-current correlations in hybrid superconducting and normal-metal multiterminal structures, *Europhysics Letters (EPL)* **67**, 110 (2004).
- [27] D. Beckmann, H. B. Weber, and H. V. Löhneysen, Evidence for Crossed Andreev Reflection in Superconductor-Ferromagnet Hybrid Structures, *Physical Review Letters* **93**, 197003 (2004).
- [28] S. Russo, M. Kroug, T. M. Klapwijk, and A. F. Morpurgo, Experimental Observation of Bias-Dependent Nonlocal Andreev Reflection, *Physical Review Letters* **95**, 027002 (2005).
- [29] M. S. Kalenkov and A. D. Zaikin, Crossed Andreev reflection at spin-active interfaces, *Physical Review B* **76**, 224506 (2007).
- [30] R. Mélin, C. Benjamin, and T. Martin, Positive cross correlations of noise in superconducting hybrid structures: Roles of interfaces and interactions, *Phys. Rev. B* **77**, 094512 (2008).
- [31] D. S. Golubev, M. S. Kalenkov, and A. D. Zaikin, Crossed Andreev Reflection and Charge Imbalance in Diffu-

- sive Normal-Superconducting-Normal Structures, *Physical Review Letters* **103**, 067006 (2009).
- [32] A. Bednorz, J. Tworzydło, J. Wróbel, and T. Dietl, Maximal positive cross-correlation of current noise from Andreev reflection, *Physical Review B* **79**, 245408 (2009).
- [33] A. Freyn, M. Flöser, and R. Mélin, Positive current cross-correlations in a highly transparent normal-superconducting beam splitter due to synchronized Andreev and inverse Andreev reflections, *Physical Review B* **82**, 014510 (2010).
- [34] J. Wei and V. Chandrasekhar, Positive noise cross-correlation in hybrid superconducting and normal-metal three-terminal devices, *Nature Physics* **6**, 494 (2010).
- [35] A. Das, Y. Ronen, M. Heiblum, D. Mahalu, A. V. Kretinin, and H. Shtrikman, High-efficiency Cooper pair splitting demonstrated by two-particle conductance resonance and positive noise cross-correlation, *Nature Communications* **3**, 1165 (2012).
- [36] M. Flöser, D. Feinberg, and R. Mélin, Absence of split pairs in cross correlations of a highly transparent normal metal–superconductor–normal metal electron-beam splitter, *Physical Review B* **88**, 094517 (2013).
- [37] W. Chen, D. N. Shi, and D. Y. Xing, Long-range Cooper pair splitter with high entanglement production rate, *Scientific Reports* **5**, 7607 (2015).
- [38] A. Soori and S. Mukerjee, Enhancement of crossed andreev reflection in a superconducting ladder connected to normal metal leads, *Phys. Rev. B* **95**, 104517 (2017).
- [39] R. Nehra, D. S. Bhakuni, A. Sharma, and A. Soori, Enhancement of crossed andreev reflection in a kitaev ladder connected to normal metal leads, *Journal of Physics: Condensed Matter* **31**, 345304 (2019).
- [40] D. S. Golubev and A. D. Zaikin, Cross-correlated shot noise in three-terminal superconducting hybrid nanostructures, *Physical Review B* **99**, 144504 (2019).
- [41] A. O. Denisov, A. V. Bubis, S. U. Piatrusha, N. A. Titova, A. G. Nasibulin, J. Becker, J. Treu, D. Ruhstorfer, G. Koblmüller, E. S. Tikhonov, and V. S. Khrapai, Charge-neutral nonlocal response in superconductor-InAs nanowire hybrid devices, *Semiconductor Science and Technology* **36**, 09LT04 (2021).
- [42] A. Denisov, A. Bubis, S. Piatrusha, N. Titova, A. Nasibulin, J. Becker, J. Treu, D. Ruhstorfer, G. Koblmüller, E. Tikhonov, and V. Khrapai, Heat-Mode Excitation in a Proximity Superconductor, *Nanomaterials* **12**, 1461 (2022).
- [43] E. Zsurka, N. Plaszkó, P. Rakyta, and A. Kormányos, Non-local Andreev reflection through Andreev molecular states in graphene Josephson junctions, *2D Materials* **10**, 035009 (2023).
- [44] G. Wang, T. Dvir, G. P. Mazur, C.-X. Liu, N. Van Loo, S. L. D. Ten Haaf, A. Bordin, S. Gazibegovic, G. Badawy, E. P. A. M. Bakkers, M. Wimmer, and L. P. Kouwenhoven, Singlet and triplet Cooper pair splitting in hybrid superconducting nanowires, *Nature* **612**, 448 (2022).
- [45] A. Bordin, G. Wang, C.-X. Liu, S. L. D. Ten Haaf, N. Van Loo, G. P. Mazur, D. Xu, D. Van Driel, F. Zattelli, S. Gazibegovic, G. Badawy, E. P. A. M. Bakkers, M. Wimmer, L. P. Kouwenhoven, and T. Dvir, Tunable Crossed Andreev Reflection and Elastic Cotunneling in Hybrid Nanowires, *Physical Review X* **13**, 031031 (2023).
- [46] M. Veldhorst and A. Brinkman, Nonlocal Cooper Pair Splitting in a p S n Junction, *Physical Review Letters* **105**, 107002 (2010).
- [47] I. A. Sadovskyy, G. B. Lesovik, and V. M. Vinokur, Unitary limit in crossed Andreev transport, *New Journal of Physics* **17**, 103016 (2015).
- [48] G. Burkard, D. Loss, and E. V. Sukhorukov, Noise of entangled electrons: Bunching and antibunching, *Physical Review B* **61**, R16303 (2000).
- [49] C. Ostrove and L. Reichl, Local and nonlocal shot noise in high-T superconducting nanowires, *Physica B: Condensed Matter* **561**, 79 (2019).
- [50] M. P. Anantram and S. Datta, Current fluctuations in mesoscopic systems with Andreev scattering, *Physical Review B* **53**, 16390 (1996).
- [51] J. Torrès, T. Martin, and G. B. Lesovik, Effective charges and statistical signatures in the noise of normal metal–superconductor junctions at arbitrary bias, *Phys. Rev. B* **63**, 134517 (2001).
- [52] L. Levitov and G. Lesovik, Charge distribution in quantum shot noise, *Jetp Letters* **58** (1993).
- [53] M. J. M. De Jong and C. W. J. Beenakker, Doubled shot noise in disordered normal-metal–superconductor junctions, *Physical Review B* **49**, 16070 (1994).
- [54] A. A. Kozhevnikov, R. J. Schoelkopf, and D. E. Prober, Observation of Photon-Assisted Noise in a Diffusive Normal Metal–Superconductor Junction, *Physical Review Letters* **84**, 3398 (2000).
- [55] X. Jehl, M. Sanquer, R. Calemczuk, and D. Mailly, Detection of doubled shot noise in short normal-metal/ superconductor junctions, *Nature* **405**, 50 (2000).
- [56] G. E. Blonder, M. Tinkham, and T. M. Klapwijk, Transition from metallic to tunneling regimes in superconducting microconstrictions: Excess current, charge imbalance, and supercurrent conversion, *Physical Review B* **25**, 4515 (1982).
- [57] V. Khrapai, Quantum Hall Bogoliubov interferometer, *Physical Review B* **107**, L241401 (2023).
- [58] C. De C. Chamon, D. E. Freed, S. A. Kivelson, S. L. Sondhi, and X. G. Wen, Two point-contact interferometer for quantum Hall systems, *Physical Review B* **55**, 2331 (1997).
- [59] O. Entin-Wohlman, Y. Imry, and A. Aharony, Conductance of superconducting-normal hybrid structures, *Physical Review B* **78**, 224510 (2008).

Supplemental Material

I. EXPLICIT SCATTERING APPROACH EXPRESSIONS FOR THE CURRENT CORRELATORS

For the system of Fig. 1 of the main text, with arbitrary biased N-terminals (V_1 and V_2), using the general expression of [50], for the auto-correlator we obtain

$$S_{22}/(2e^2/h) = \begin{cases} (|V_1| - |V_2|) B_1 + |V_2| B_+, & |V_1| > |V_2|, \text{sgn}(V_1 V_2) = 1, \\ (|V_1| - |V_2|) B_1 + |V_2| B_-, & |V_1| > |V_2|, \text{sgn}(V_1 V_2) = -1, \\ (|V_2| - |V_1|) B_2 + |V_1| B_+, & |V_1| < |V_2|, \text{sgn}(V_1 V_2) = 1, \\ (|V_2| - |V_1|) B_2 + |V_1| B_-, & |V_1| < |V_2|, \text{sgn}(V_1 V_2) = -1, \end{cases}$$

where

$$B_i = \sum_{\alpha\beta\delta} \left(\frac{1}{2} - \text{sgn}(\alpha\beta) T_{2i}^{\alpha\delta} \right) T_{2i}^{\beta\delta},$$

$$B_+ = 2 \sum_{ij\alpha} T_{2i}^{\alpha\alpha} T_{2j}^{\alpha\bar{\alpha}} + 4 \left| (s_{21}^{ee})^* s_{21}^{he} + (s_{22}^{ee})^* s_{22}^{he} \right|^2,$$

$$B_- = 2 \sum_{i\alpha} T_{2i}^{\alpha e} T_{2i}^{\alpha h} + 2 \sum_{\alpha\beta} T_{22}^{\alpha\beta} T_{21}^{\alpha\beta} + 4 \left| (s_{21}^{ee})^* s_{21}^{he} + (s_{22}^{eh})^* s_{22}^{hh} \right|^2.$$

The expression for S_{11} may be obtained by the indices swap $1 \leftrightarrow 2$.

At the same time, the cross-correlator is

$$S_{12}/(2e^2/h) = \begin{cases} (|V_1| - |V_2|) A_1 + |V_2| A_+, & |V_1| > |V_2|, \text{sgn}(V_1 V_2) = 1, \\ (|V_1| - |V_2|) A_1 + |V_2| A_-, & |V_1| > |V_2|, \text{sgn}(V_1 V_2) = -1, \\ (|V_2| - |V_1|) A_2 + |V_1| A_+, & |V_1| < |V_2|, \text{sgn}(V_1 V_2) = 1, \\ (|V_2| - |V_1|) A_2 + |V_1| A_-, & |V_1| < |V_2|, \text{sgn}(V_1 V_2) = -1, \end{cases}$$

where

$$A_i = - \sum_{\alpha\beta\delta} \text{sgn}(\alpha\beta) T_{1i}^{\alpha\delta} T_{2i}^{\beta\delta},$$

$$A_+ = - \sum_{\alpha\beta\delta} \text{sgn}(\alpha\beta) \left| (s_{11}^{\alpha\delta})^* s_{21}^{\beta\delta} + (s_{12}^{\alpha\delta})^* s_{22}^{\beta\delta} \right|^2,$$

$$A_- = - \sum_{\alpha\beta\delta} \text{sgn}(\alpha\beta) \left| (s_{11}^{\alpha\delta})^* s_{21}^{\beta\delta} + (s_{12}^{\alpha\bar{\delta}})^* s_{22}^{\beta\bar{\delta}} \right|^2.$$

Overall, in the case of $V_1 = V_2 = V > 0$, for the dimensionless correlators we obtain:

$$\begin{cases} \mathcal{S}_{11} &= 2 \sum_{ij\alpha} T_{1i}^{\alpha\alpha} T_{1j}^{\alpha\bar{\alpha}} + 4 \left| (s_{11}^{ee})^* s_{11}^{he} + (s_{12}^{ee})^* s_{12}^{he} \right|^2, \\ \mathcal{S}_{22} &= 2 \sum_{ij\alpha} T_{2i}^{\alpha\alpha} T_{2j}^{\alpha\bar{\alpha}} + 4 \left| (s_{21}^{ee})^* s_{21}^{he} + (s_{22}^{ee})^* s_{22}^{he} \right|^2, \\ \mathcal{S}_{12} &= - \sum_{\alpha\beta\delta} \text{sgn}(\alpha\beta) \left| (s_{11}^{\alpha\delta})^* s_{21}^{\beta\delta} + (s_{12}^{\alpha\delta})^* s_{22}^{\beta\delta} \right|^2. \end{cases}$$

II. ZERO-ENERGY AUTO-CORRELATORS TRANSFORMATION

From now on we concentrate on the case of $V_1 = V_2 = V > 0$. Consider, e.g., \mathcal{S}_{22} . In the zero-energy approximation, the first term is transformed as follows:

$$2 \sum_{ij\alpha} T_{2i}^{\alpha\alpha} T_{2j}^{\alpha\bar{\alpha}} = 4 \sum_j T_{2j}^{eh} \sum_i T_{2i}^{ee} = \mathcal{I}_2(2 - \mathcal{I}_2),$$

where we used $\mathcal{I}_2 = 2(T_{21}^{eh} + T_{22}^{eh})$ and the sum rule. The important corollary is

$$\mathcal{S}_{ii} \geq \mathcal{I}_i(2 - \mathcal{I}_i). \quad (\text{S1})$$

At the same time, using

$$\left| s_{22}^{ee} s_{21}^{he} - s_{22}^{he} s_{21}^{ee} \right|^2 = T_{22}^{ee} T_{21}^{he} + T_{22}^{he} T_{21}^{ee} - (s_{21}^{ee})^* s_{21}^{he} (s_{22}^{he})^* s_{22}^{ee} - (s_{21}^{he})^* s_{21}^{ee} (s_{22}^{ee})^* s_{22}^{he},$$

we obtain

$$\begin{aligned} 4 \left| (s_{21}^{ee})^* s_{21}^{he} + (s_{22}^{ee})^* s_{22}^{he} \right|^2 &= 4 \left\{ T_{21}^{ee} T_{21}^{eh} + T_{22}^{ee} T_{22}^{eh} + (s_{21}^{ee})^* s_{21}^{he} (s_{22}^{he})^* s_{22}^{ee} + (s_{21}^{he})^* s_{21}^{ee} (s_{22}^{ee})^* s_{22}^{he} \right\} = \\ &= 4 \left\{ T_{21}^{ee} T_{21}^{eh} + T_{22}^{ee} T_{22}^{eh} + T_{22}^{ee} T_{21}^{he} + T_{22}^{he} T_{21}^{ee} - \left| s_{22}^{ee} s_{21}^{he} - s_{22}^{he} s_{21}^{ee} \right|^2 \right\} = \\ &= 4 (T_{21}^{ee} + T_{22}^{ee}) (T_{21}^{eh} + T_{22}^{eh}) - 4 \left| s_{22}^{ee} s_{21}^{he} - s_{22}^{he} s_{21}^{ee} \right|^2 = \mathcal{I}_2(2 - \mathcal{I}_2) - 4 \left| s_{22}^{ee} s_{21}^{he} - s_{22}^{he} s_{21}^{ee} \right|^2. \end{aligned}$$

Overall, the auto-correlators may be rewritten as follows:

$$\begin{cases} \mathcal{S}_{11} = 2\mathcal{I}_1(2 - \mathcal{I}_1) - 4 \left| s_{11}^{ee} s_{12}^{he} - s_{11}^{he} s_{12}^{ee} \right|^2, \\ \mathcal{S}_{22} = 2\mathcal{I}_2(2 - \mathcal{I}_2) - 4 \left| s_{22}^{ee} s_{21}^{he} - s_{22}^{he} s_{21}^{ee} \right|^2, \end{cases}$$

or, written with the use of p_{11} ,

$$\begin{cases} \mathcal{S}_{11} = 2\mathcal{I}_1(2 - \mathcal{I}_1) - 2p_{11}, \\ \mathcal{S}_{22} = 2\mathcal{I}_2(2 - \mathcal{I}_2) - 2p_{11}. \end{cases} \quad (\text{S2})$$

III. ZERO-ENERGY CROSS-CORRELATOR TRANSFORMATION

Consider the orthogonality rule

$$\sum_{l\delta} (s_{il}^{\alpha\delta})^\dagger s_{jl}^{\beta\delta} = \delta_{ij} \delta_{\alpha\beta}$$

for the particular case of $i = 1, j = 2$. We designate

$$\begin{aligned} & \alpha = 1, \beta = 1: \\ a &= (s_{11}^{ee})^\dagger s_{21}^{ee}, b = (s_{11}^{eh})^\dagger s_{21}^{eh}, c = (s_{12}^{ee})^\dagger s_{22}^{ee}, d = (s_{12}^{eh})^\dagger s_{22}^{eh}. \\ & \alpha = 1, \beta = 2: \\ e &= (s_{11}^{ee})^\dagger s_{21}^{he}, f = (s_{11}^{eh})^\dagger s_{21}^{hh}, g = (s_{12}^{ee})^\dagger s_{22}^{he}, h = (s_{12}^{eh})^\dagger s_{22}^{hh}. \\ & \alpha = 2, \beta = 1: \\ k &= (s_{11}^{he})^\dagger s_{21}^{ee}, l = (s_{11}^{hh})^\dagger s_{21}^{eh}, m = (s_{12}^{he})^\dagger s_{22}^{ee}, n = (s_{12}^{hh})^\dagger s_{22}^{eh}. \\ & \alpha = 2, \beta = 2: \\ p &= (s_{11}^{he})^\dagger s_{21}^{he}, q = (s_{11}^{hh})^\dagger s_{21}^{hh}, r = (s_{12}^{he})^\dagger s_{22}^{he}, s = (s_{12}^{hh})^\dagger s_{22}^{hh}. \end{aligned}$$

The current cross-correlator is

$$\begin{aligned} \mathcal{S}_{12} &= - \sum_{\alpha\beta\delta} \text{sgn}(\alpha\beta) |(s_{11}^{\alpha\delta})^* s_{21}^{\beta\delta} + (s_{12}^{\alpha\delta})^* s_{22}^{\beta\delta}|^2 = \\ &= \{|e + g|^2 + |f + h|^2 + |k + m|^2 + |l + n|^2\} - \{|a + c|^2 + |b + d|^2 + |p + r|^2 + |q + s|^2\} = \\ &= E + G + F + H + K + M + L + N + \{eg^* + fh^* + km^* + ln^* + \text{c.c.}\} - \\ &\quad -(A + C + B + D + P + R + Q + S) - \{ac^* + bd^* + pr^* + qs^* + \text{c.c.}\}. \end{aligned}$$

$$ac^* - eg^* = (s_{11}^{ee})^\dagger s_{12}^{ee} \{(s_{22}^{ee})^\dagger s_{21}^{ee} - (s_{22}^{he})^\dagger s_{21}^{he}\}, \quad bd^* - fh^* = (s_{11}^{eh})^\dagger s_{12}^{eh} \{(s_{22}^{eh})^\dagger s_{21}^{eh} - (s_{22}^{hh})^\dagger s_{21}^{hh}\},$$

$$pr^* - km^* = (s_{11}^{he})^\dagger s_{12}^{he} \{(s_{22}^{he})^\dagger s_{21}^{he} - (s_{22}^{ee})^\dagger s_{21}^{ee}\}, \quad qs^* - ln^* = (s_{11}^{hh})^\dagger s_{12}^{hh} \{(s_{22}^{hh})^\dagger s_{21}^{hh} - (s_{22}^{eh})^\dagger s_{21}^{eh}\}.$$

The curly brackets give

$$\begin{aligned} &= -\{(s_{22}^{ee})^\dagger s_{21}^{ee} - (s_{22}^{he})^\dagger s_{21}^{he}\} \{(s_{11}^{ee})^\dagger s_{12}^{ee} - (s_{11}^{he})^\dagger s_{12}^{he}\} - \{(s_{22}^{hh})^\dagger s_{21}^{hh} - (s_{22}^{eh})^\dagger s_{21}^{eh}\} \{(s_{11}^{hh})^\dagger s_{12}^{hh} - (s_{11}^{eh})^\dagger s_{12}^{eh}\} + \text{c.c.} = \\ &= -\{xy^* + uv^* + x^*y + u^*v\} = -|x + y|^2 + X + Y - |u + v|^2 + U + V, \end{aligned}$$

where

$$x = (s_{22}^{ee})^\dagger s_{21}^{ee} - (s_{22}^{he})^\dagger s_{21}^{he}, \quad y^* = (s_{11}^{ee})^\dagger s_{12}^{ee} - (s_{11}^{he})^\dagger s_{12}^{he},$$

$$u = (s_{22}^{hh})^\dagger s_{21}^{hh} - (s_{22}^{eh})^\dagger s_{21}^{eh}, \quad v^* = (s_{11}^{hh})^\dagger s_{12}^{hh} - (s_{11}^{eh})^\dagger s_{12}^{eh},$$

$$X = |(s_{22}^{ee})^\dagger s_{21}^{ee} - (s_{22}^{he})^\dagger s_{21}^{he}|^2 = T_{22}^{ee} T_{21}^{ee} + T_{22}^{he} T_{21}^{he} - \{(s_{22}^{ee})^\dagger s_{21}^{ee} s_{22}^{he} (s_{21}^{he})^\dagger + \text{c.c.}\} =$$

$$= T_{22}^{ee} T_{21}^{ee} + T_{22}^{he} T_{21}^{he} + |s_{22}^{ee} s_{21}^{he} - s_{22}^{he} s_{21}^{ee}|^2 - T_{22}^{ee} T_{21}^{he} - T_{22}^{he} T_{21}^{ee} = (T_{22}^{ee} - T_{22}^{he}) (T_{21}^{ee} - T_{21}^{he}) + \frac{p_{11}}{2},$$

and similarly,

$$Y = (T_{11}^{ee} - T_{11}^{he}) (T_{12}^{ee} - T_{12}^{he}) + \frac{p_{11}}{2}, \quad U = X, \quad V = Y.$$

Therefore

$$\begin{aligned} \mathcal{S}_{12} &= E + F + G + H + K + L + M + N - (A + B + C + D + P + Q + R + S) + \\ &\quad + X + Y + U + V - |x + y|^2 - |u + v|^2 = \\ &= (E + F + G + H - A - B - C - D) + (K + L + M + N - P - Q - R - S) + \\ &\quad + X + Y + U + V - |x + y|^2 - |u + v|^2 = \\ &= T_{11}^{ee} T_{21}^{he} + T_{11}^{eh} T_{21}^{hh} + T_{12}^{ee} T_{22}^{he} + T_{12}^{eh} T_{22}^{hh} - T_{11}^{ee} T_{21}^{ee} - T_{11}^{eh} T_{21}^{eh} - T_{12}^{ee} T_{22}^{ee} - T_{12}^{eh} T_{22}^{eh} + \\ &\quad + T_{11}^{he} T_{21}^{ee} + T_{11}^{hh} T_{21}^{eh} + T_{12}^{he} T_{22}^{ee} + T_{12}^{hh} T_{22}^{eh} - T_{11}^{he} T_{21}^{he} - T_{11}^{hh} T_{21}^{hh} - T_{12}^{he} T_{22}^{he} - T_{12}^{hh} T_{22}^{hh} + \\ &+ 2p_{11} + 2 (T_{11}^{ee} - T_{11}^{he}) (T_{12}^{ee} - T_{12}^{he}) + 2 (T_{22}^{ee} - T_{22}^{eh}) (T_{21}^{ee} - T_{21}^{eh}) - |x + y|^2 - |u + v|^2 = \\ &= 2T_{11}^{ee} (T_{21}^{eh} - T_{21}^{ee} + T_{12}^{ee} - T_{12}^{eh}) + 2T_{11}^{eh} (T_{21}^{ee} - T_{21}^{eh} + T_{12}^{eh} - T_{12}^{ee}) + \\ &\quad + 2T_{22}^{eh} (T_{12}^{ee} - T_{12}^{eh} - T_{21}^{ee} + T_{21}^{eh}) + 2T_{22}^{ee} (T_{12}^{eh} - T_{12}^{ee} + T_{21}^{ee} - T_{21}^{eh}) + \\ &\quad + 2p_{11} - |x + y|^2 - |u + v|^2 = \\ &= 2 \{ T_{12}^{eh} - T_{12}^{ee} + T_{21}^{ee} - T_{21}^{eh} \} \{ T_{22}^{ee} - T_{22}^{eh} + T_{11}^{eh} - T_{11}^{ee} \} + \\ &\quad + 2p_{11} - 4 |(s_{12}^{ee})^\dagger s_{11}^{ee} + (s_{22}^{ee})^\dagger s_{21}^{ee}|^2 - 4 |(s_{12}^{hh})^\dagger s_{11}^{hh} + (s_{22}^{hh})^\dagger s_{21}^{hh}|^2 = \\ &T_{21}^{ee} - T_{21}^{eh} + T_{12}^{eh} - T_{12}^{ee} = 1 - T_{22}^{ee} - T_{22}^{he} - 2T_{21}^{eh} + T_{12}^{eh} - T_{12}^{ee} = 2 (T_{12}^{he} - T_{21}^{eh}). \\ &= 2p_{11} + 8 (T_{12}^{eh} - T_{21}^{eh}) (T_{11}^{eh} - T_{22}^{eh}) - 8 |(s_{12}^{ee})^\dagger s_{11}^{ee} + (s_{22}^{ee})^\dagger s_{21}^{ee}|^2 = \\ &= 2p_{11} + 8 (T_{12}^{eh} - T_{21}^{eh}) (T_{11}^{eh} - T_{22}^{eh}) - 8 |(s_{12}^{he})^\dagger s_{11}^{he} + (s_{22}^{he})^\dagger s_{21}^{he}|^2. \end{aligned}$$

Consider

$$\begin{aligned} |(s_{12}^{he})^\dagger s_{11}^{he} + (s_{22}^{he})^\dagger s_{21}^{he}|^2 &= T_{12}^{he} T_{11}^{he} + T_{22}^{he} T_{21}^{he} + (s_{12}^{he})^\dagger s_{11}^{he} (s_{21}^{he})^\dagger s_{22}^{he} + \text{c.c.} = \\ &= (T_{12}^{he} + T_{22}^{he}) (T_{11}^{he} + T_{21}^{he}) - |s_{12}^{he} s_{21}^{he} - s_{11}^{he} s_{22}^{he}|^2. \end{aligned}$$

Therefore,

$$\begin{aligned} \mathcal{S}_{12} &= 2p_{11} + 8 (T_{12}^{he} - T_{21}^{he}) (T_{11}^{he} - T_{22}^{he}) - 8 (T_{12}^{he} + T_{22}^{he}) (T_{11}^{he} + T_{21}^{he}) + 8 |s_{12}^{he} s_{21}^{he} - s_{11}^{he} s_{22}^{he}|^2 = \\ &= 2p_{11} - 2\mathcal{I}_1 \mathcal{I}_2 + 8 |s_{12}^{he} s_{21}^{he} - s_{11}^{he} s_{22}^{he}|^2. \end{aligned}$$

IV. SOME BOUNDARIES ON SPLITTING PROBABILITY AND EFFICIENCY

Together, (S1) and (S2) imply

$$p_{11} = \mathcal{I}_1(2 - \mathcal{I}_1) - \frac{\mathcal{S}_{11}}{2} \leq \frac{\mathcal{I}_1(2 - \mathcal{I}_1)}{2} = \mathcal{I}_1 - \frac{\mathcal{I}_1^2}{2} \leq \frac{1}{2}$$

and, similarly

$$p_{11} \leq \mathcal{I}_2 - \frac{\mathcal{I}_2^2}{2} \leq \frac{1}{2}.$$

The sum of two last inequalities gives

$$2p_{11} \leq \mathcal{I}_1 + \mathcal{I}_2 - \frac{\mathcal{I}_1^2 + \mathcal{I}_2^2}{2} \leq \mathcal{I}_1 + \mathcal{I}_2 - \frac{(\mathcal{I}_1 + \mathcal{I}_2)^2}{4},$$

so that the splitting efficiency is

$$K = \frac{2p_{11}}{\mathcal{I}_1 + \mathcal{I}_2} \leq 1 - \frac{|\mathcal{I}_3|}{4}.$$

To find when p_{11} achieves 1/2 in terms of scattering matrix, we start with the following expression for p_{11} :

$$p_{11} = 2 |s_{11}^{ee}s_{12}^{he} - s_{11}^{he}s_{12}^{ee}|^2.$$

For brevity we introduce

$$a = s_{11}^{ee}, \quad b = s_{12}^{he}, \quad c = s_{11}^{he}, \quad d = s_{12}^{ee}$$

and

$$A = |a|^2, \quad B = |b|^2, \quad C = |c|^2, \quad D = |d|^2.$$

At zero energy the sum rule implies $A + B + C + D = 1$. We also introduce

$$K = abc^*d^* + a^*b^*cd,$$

$$k_1 = |ac^* + b^*d|^2 = AC + BD + K,$$

$$k_2 = |ad^* + b^*c|^2 = AD + BC + K.$$

From here $K = k_1 - AC - BD = k_2 - AD - BC$. Then

$$\begin{aligned} p_{11} &= 2|ab - cd|^2 = 2\{|ab|^2 + |cd|^2 - (abc^*d^* + a^*b^*cd)\} = \\ &= 2AB + 2CD + AC + BD - k_1 + AD + BC - k_2 = 2AB + 2CD + (A+B)(C+D) - k_1 - k_2 = \\ &= (A+B)^2 - A^2 - B^2 + (C+D)^2 - C^2 - D^2 + (A+B)(C+D) - k_1 - k_2 = \\ &= \frac{1}{2}(A+B)^2 + \frac{1}{2}(C+D)^2 + (A+B)(C+D) - k_1 - k_2 + \frac{1}{2}(A+B)^2 + \frac{1}{2}(C+D)^2 - A^2 - B^2 - C^2 - D^2 = \\ &= \frac{1}{2} - k_1 - k_2 - \frac{1}{2}(A-B)^2 - \frac{1}{2}(C-D)^2. \end{aligned}$$

Therefore, $p_{11} \leq 1/2$ and to achieve this value one needs to zero all four subtrahends in the last expression for p_{11} .

V. s -MATRIX OF A SINGLE-MODE NSN DEVICE DERIVED FROM ITS NNN COUNTERPART



Supplemental Material Fig. 1. (Left) Sketch of the NSN device. The S-terminal is assumed ideal, producing only Andreev scattering. Any interface scattering belongs to the scattering region inside the conductor, marked by gray color. (Right) Sketch of the NNN device with the S-terminal substituted by the N-terminal.

The s -matrix of the original NSN device is denoted $s_{ij}^{\alpha\beta}$ as in the main text, the s -matrix of the NNN device is denoted $\tilde{s}_{ij}^{\alpha\alpha}$. The Andreev scattering amplitude from the S-terminal is denoted by $A^{he} = -(A^{eh})^*$ and $|A^{he}| = 1$ by assumption.

Consider the process of local Andreev reflection (LAR). The amplitude of this process is obtained by a sum of all possible scattering amplitudes which involve odd number of ARs from the S-terminal. Therefore:

$$s_{11}^{he} = \tilde{s}_{13}^{hh} A^{he} \tilde{s}_{31}^{ee} + \tilde{s}_{13}^{hh} A^{he} (\tilde{s}_{33}^{ee} A^{eh} \tilde{s}_{33}^{hh} A^{he}) \tilde{s}_{31}^{ee} + \tilde{s}_{13}^{hh} A^{he} (\tilde{s}_{33}^{ee} A^{eh} \tilde{s}_{33}^{hh} A^{he})^2 \tilde{s}_{31}^{ee} + \dots$$

The first term in this expression is interpreted as follows. The electron from the N-terminal 1 reaches the S-terminal with the same amplitude as the electron reaches the N-terminal 3 in the corresponding NNN device (\tilde{s}_{31}^{ee}). After that, the electron experiences a single AR with the amplitude of A^{he} and goes back to the N-terminal 1 as a hole (\tilde{s}_{13}^{hh}). The second term is different in that the quasiparticle experiences several Andreev reflection from the S-terminal, which become possible owing to back-scattering amplitudes \tilde{s}_{33}^{ee} and \tilde{s}_{33}^{hh} of the electron and hole in the corresponding NNN device. The sum of the above series gives the finite expression:

$$s_{11}^{he} = \tilde{s}_{13}^{hh} \tilde{s}_{31}^{ee} A^{he} (1 + \tilde{s}_{33}^{ee} \tilde{s}_{33}^{hh})^{-1}. \quad (\text{S3})$$

Similarly, one obtains three other Andreev amplitudes:

$$s_{22}^{he} = \tilde{s}_{23}^{hh} \tilde{s}_{32}^{ee} A^{he} (1 + \tilde{s}_{33}^{ee} \tilde{s}_{33}^{hh})^{-1}, \quad (\text{S4})$$

$$s_{12}^{he} = \tilde{s}_{13}^{hh} \tilde{s}_{32}^{ee} A^{he} (1 + \tilde{s}_{33}^{ee} \tilde{s}_{33}^{hh})^{-1}, \quad (\text{S5})$$

$$s_{21}^{he} = \tilde{s}_{23}^{hh} \tilde{s}_{31}^{ee} A^{he} (1 + \tilde{s}_{33}^{ee} \tilde{s}_{33}^{hh})^{-1}. \quad (\text{S6})$$

Obviously, the eqs. (S3-S6) prove the identity in the NSN device $s_{11}^{he} s_{22}^{he} = s_{12}^{he} s_{21}^{he}$.

The derivation of normal scattering amplitudes is similar. Here one takes into account all the amplitudes with even number of AR. For example, for the backscattering amplitude s_{11}^{ee} :

$$s_{11}^{ee} = \tilde{s}_{11}^{ee} + \tilde{s}_{13}^{ee} A^{eh} \tilde{s}_{33}^{hh} A^{he} \tilde{s}_{31}^{ee} + \tilde{s}_{13}^{ee} A^{eh} \tilde{s}_{33}^{hh} A^{he} (\tilde{s}_{33}^{ee} A^{eh} \tilde{s}_{33}^{hh} A^{he}) \tilde{s}_{31}^{ee} + \tilde{s}_{13}^{ee} A^{eh} \tilde{s}_{33}^{hh} A^{he} (\tilde{s}_{33}^{ee} A^{eh} \tilde{s}_{33}^{hh} A^{he})^2 \tilde{s}_{31}^{ee} + \dots$$

The sum of this series gives:

$$s_{11}^{ee} = \tilde{s}_{11}^{ee} - \tilde{s}_{13}^{ee} \tilde{s}_{33}^{hh} \tilde{s}_{31}^{ee} (1 + \tilde{s}_{33}^{ee} \tilde{s}_{33}^{hh})^{-1}.$$

and similarly for the other three normal amplitudes in the NSN devices:

$$s_{22}^{ee} = \tilde{s}_{22}^{ee} - \tilde{s}_{23}^{ee} \tilde{s}_{33}^{hh} \tilde{s}_{32}^{ee} (1 + \tilde{s}_{33}^{ee} \tilde{s}_{33}^{hh})^{-1},$$

$$s_{12}^{ee} = \tilde{s}_{12}^{ee} - \tilde{s}_{13}^{ee} \tilde{s}_{33}^{hh} \tilde{s}_{32}^{ee} (1 + \tilde{s}_{33}^{ee} \tilde{s}_{33}^{hh})^{-1},$$

$$s_{21}^{ee} = \tilde{s}_{21}^{ee} - \tilde{s}_{23}^{ee} \tilde{s}_{33}^{hh} \tilde{s}_{31}^{ee} (1 + \tilde{s}_{33}^{ee} \tilde{s}_{33}^{hh})^{-1}.$$

The missing terms of the s -matrix are obtained from these expression by general symmetries $s_{ij}^{eh} = -(s_{ij}^{eh})^*$ and $s_{ij}^{ee} = (s_{ij}^{hh})^*$.

VI. SPLITTING PROBABILITY AND EFFICIENCY IN A SINGLE-MODE NSN DEVICE

We will further use the following identity:

$$\begin{aligned}
s_{21}^{he} s_{12}^{he} &= s_{11}^{he} s_{22}^{he} \quad \rightarrow \\
\rightarrow \quad s_{21}^{he} s_{12}^{he} (s_{21}^{he})^* (s_{11}^{he})^* &= s_{11}^{he} s_{22}^{he} (s_{21}^{he})^* (s_{11}^{he})^*, \\
s_{21}^{he} s_{12}^{he} (s_{21}^{he})^* (s_{11}^{he})^* &= s_{11}^{he} s_{22}^{he} (s_{21}^{he})^* (s_{11}^{he})^*, \\
T_{21}^{he} s_{12}^{he} (s_{11}^{he})^* &= T_{11}^{he} s_{22}^{he} (s_{21}^{he})^*. \tag{S7}
\end{aligned}$$

We start with the two equivalent expressions for the splitting probability:

$$p_{11} = 2 |s_{11}^{ee} s_{12}^{he} - s_{11}^{he} s_{12}^{ee}|^2 = 2 |s_{22}^{ee} s_{21}^{he} - s_{22}^{he} s_{21}^{ee}|^2.$$

It is now convenient to write

$$\begin{aligned}
p_{11} &= 2 \left\{ \frac{T_{21}^{he}}{T_{21}^{he} + T_{11}^{he}} |s_{11}^{ee} s_{12}^{he} - s_{11}^{he} s_{12}^{ee}|^2 + \frac{T_{11}^{he}}{T_{21}^{he} + T_{11}^{he}} |s_{22}^{ee} s_{21}^{he} - s_{22}^{he} s_{21}^{ee}|^2 \right\} = \\
&= \frac{2}{T_{21}^{he} + T_{11}^{he}} \left\{ T_{21}^{he} |s_{11}^{ee} s_{12}^{he} - s_{11}^{he} s_{12}^{ee}|^2 + T_{11}^{he} |s_{22}^{ee} s_{21}^{he} - s_{22}^{he} s_{21}^{ee}|^2 \right\} = \\
&= \frac{2}{T_{21}^{he} + T_{11}^{he}} \left\{ T_{21}^{he} [T_{11}^{ee} T_{12}^{he} + T_{11}^{he} T_{12}^{ee} - (s_{11}^{ee} s_{12}^{he} (s_{11}^{he})^* (s_{12}^{ee})^* + \text{c.c.})] + \right. \\
&\quad \left. + T_{11}^{he} [T_{22}^{ee} T_{21}^{he} + T_{22}^{he} T_{21}^{ee} - ((s_{22}^{ee})^* (s_{21}^{he})^* s_{22}^{he} s_{21}^{ee} + \text{c.c.})] \right\}.
\end{aligned}$$

Using (S7), we obtain

$$\begin{aligned}
p_{11} &= \frac{2}{T_{21}^{he} + T_{11}^{he}} \left\{ T_{21}^{he} [T_{11}^{ee} T_{12}^{he} + T_{11}^{he} T_{12}^{ee}] - T_{21}^{he} (s_{11}^{ee} s_{12}^{he} (s_{11}^{he})^* (s_{12}^{ee})^* + \text{c.c.}) + \right. \\
&\quad \left. + T_{11}^{he} [T_{22}^{ee} T_{21}^{he} + T_{22}^{he} T_{21}^{ee}] - T_{11}^{he} ((s_{22}^{ee})^* (s_{21}^{he})^* s_{22}^{he} s_{21}^{ee} + \text{c.c.}) \right\}. \\
&= \frac{2}{T_{21}^{he} + T_{11}^{he}} \left\{ T_{21}^{he} [T_{11}^{ee} T_{12}^{he} + T_{11}^{he} T_{12}^{ee}] - T_{11}^{he} (s_{11}^{ee} s_{22}^{he} (s_{21}^{he})^* (s_{12}^{ee})^* + \text{c.c.}) + \right. \\
&\quad \left. + T_{11}^{he} [T_{22}^{ee} T_{21}^{he} + T_{22}^{he} T_{21}^{ee}] - T_{11}^{he} ((s_{22}^{ee})^* (s_{21}^{he})^* s_{22}^{he} s_{21}^{ee} + \text{c.c.}) \right\} = \\
&= \frac{2}{T_{21}^{he} + T_{11}^{he}} \left\{ T_{21}^{he} [T_{11}^{ee} T_{12}^{he} + T_{11}^{he} T_{12}^{ee}] + T_{11}^{he} [T_{22}^{ee} T_{21}^{he} + T_{22}^{he} T_{21}^{ee}] - T_{11}^{he} \left((s_{21}^{he})^* s_{22}^{he} \{ (s_{12}^{ee})^* s_{11}^{ee} + (s_{22}^{ee})^* s_{21}^{ee} \} + \text{c.c.} \right) \right\} =
\end{aligned}$$

$$\begin{aligned}
&= \frac{2}{T_{21}^{he} + T_{11}^{he}} \left\{ T_{21}^{he} \left[T_{11}^{ee} T_{12}^{he} + T_{11}^{he} T_{12}^{ee} \right] + T_{11}^{he} \left[T_{22}^{ee} T_{21}^{he} + T_{22}^{he} T_{21}^{ee} \right] + T_{11}^{he} \left((s_{21}^{he})^* s_{22}^{he} \{ (s_{12}^{he})^* s_{11}^{he} + (s_{22}^{he})^* s_{21}^{he} \} + \text{c.c.} \right) \right\} = \\
&= \frac{2}{T_{21}^{he} + T_{11}^{he}} \left\{ T_{21}^{he} \left[T_{11}^{ee} T_{12}^{he} + T_{11}^{he} T_{12}^{ee} \right] + T_{11}^{he} \left[T_{22}^{ee} T_{21}^{he} + T_{22}^{he} T_{21}^{ee} \right] + T_{11}^{he} \left((s_{21}^{he})^* s_{22}^{he} \{ (s_{12}^{he})^* s_{11}^{he} + (s_{22}^{he})^* s_{21}^{he} \} + \text{c.c.} \right) \right\} = \\
&= \frac{2}{T_{21}^{he} + T_{11}^{he}} \left\{ T_{21}^{he} \left[T_{11}^{ee} T_{12}^{he} + T_{11}^{he} T_{12}^{ee} \right] + T_{11}^{he} \left[T_{22}^{ee} T_{21}^{he} + T_{22}^{he} T_{21}^{ee} \right] + 2T_{11}^{he} \left(T_{22}^{he} T_{11}^{he} + T_{22}^{he} T_{21}^{he} \right) \right\} = \\
&= \frac{2}{T_{21}^{he} + T_{11}^{he}} \left\{ T_{21}^{he} T_{12}^{he} \left[T_{11}^{ee} + T_{21}^{ee} + T_{11}^{he} + T_{21}^{he} \right] + T_{21}^{he} T_{11}^{he} \left[T_{12}^{ee} + T_{22}^{ee} + T_{12}^{he} + T_{22}^{he} \right] \right\} = \\
&= 2T_{21}^{he} \frac{T_{12}^{he} + T_{11}^{he}}{T_{21}^{he} + T_{11}^{he}} = \frac{T_{21}^{he}}{T_{21}^{he} + T_{11}^{he}} \mathcal{I}_1 = p_{11}.
\end{aligned}$$

Note that this expression doesn't change with index swap so that in terms of Andreev transmission probabilities one has

$$p_{11} = 2T_{21}^{he} \frac{T_{12}^{he} + T_{11}^{he}}{T_{21}^{he} + T_{11}^{he}} = 2T_{12}^{he} \frac{T_{21}^{he} + T_{22}^{he}}{T_{12}^{he} + T_{22}^{he}}.$$

We now notice that

$$\mathcal{I}_1 T_{21}^{he} = 2(T_{11}^{he} + T_{12}^{he}) T_{21}^{he} = 2(T_{11}^{he} T_{21}^{he} + T_{12}^{he} T_{21}^{he}) = 2(T_{11}^{he} T_{21}^{he} + T_{11}^{he} T_{22}^{he}) = 2(T_{21}^{he} + T_{22}^{he}) T_{11}^{he} = \mathcal{I}_2 T_{11}^{he}.$$

In terms of the measurable quantities one therefore obtains

$$p_{11} = \frac{1}{1 + T_{21}^{he}/T_{11}^{he}} \mathcal{I}_2 = \frac{1}{1 + \mathcal{I}_2/\mathcal{I}_1} \mathcal{I}_2 = \frac{\mathcal{I}_1 \mathcal{I}_2}{\mathcal{I}_1 + \mathcal{I}_2}.$$

The splitting efficiency is then

$$K = \frac{2p_{11}}{\mathcal{I}_1 + \mathcal{I}_2} = \frac{2\mathcal{I}_1 \mathcal{I}_2}{(\mathcal{I}_1 + \mathcal{I}_2)^2}.$$

VII. BEAM SPLITTER ANALYTICAL RESULT

Splitting probability is

$$p_{11} = \frac{\tau^2 (8Z^4\tau^2 - 32Z^4\tau + 16Z^4 + 8Z^2\tau^2 - 16Z^2\tau + 8Z^2 + 2\tau^2 - 4\tau + 2) + 8Z^2\tau^2\sqrt{1-2\tau}(2Z^2+1)(1-\tau)}{4(4Z^4\tau^2 + 4Z^2\tau^2 - 8Z^2\tau + 4Z^2 + \tau^2 - 2\tau + 1)^2}$$

The average currents and current correlators are defined via

$$\begin{cases} \mathcal{I}_1 = \mathcal{I}_2 = 2p_{11}, \\ \mathcal{S}_{11} = 2\mathcal{I}_1(2 - \mathcal{I}_1) - 2p_{11}, \\ \mathcal{S}_{12} = 2p_{11} - 2\mathcal{I}_1^2. \end{cases}$$

VIII. HBI SCATTERING MATRIX

Using the notations of [57], for the scattering matrix elements of the BHI we obtain

$$\Phi = \phi_A + \phi_B + \phi_C + \phi_{r'_1} + \phi_{r_2} + \phi_{s_1},$$

$$\Phi_1 = -\phi_A + \phi_B + \phi_{t'_1} + \phi_{r_2} + \phi_{s_2}.$$

$$s_{11}^{ee(hh)} = \frac{1}{\sqrt{R_1}} \left[1 - \frac{T_1 (1 - \sqrt{R_1 R_2} |t_{ee}| e^{\mp i \Phi})}{1 + R_1 R_2 - 2\sqrt{R_1 R_2} |t_{ee}| \cos \Phi} \right] e^{\pm i \phi_{r_1}},$$

$$s_{11}^{eh(he)} = \pm \frac{\sqrt{R_2} T_1 |t_{eh}|}{1 + R_1 R_2 - 2\sqrt{R_1 R_2} |t_{ee}| \cos \Phi} e^{\pm i (\Phi_1 - \phi_{t_1} + \phi_C)},$$

$$s_{21}^{ee(hh)} = -\frac{\sqrt{T_1 T_2} (\sqrt{R_1 R_2} - |t_{ee}| e^{\pm i \Phi})}{1 + R_1 R_2 - 2\sqrt{R_1 R_2} |t_{ee}| \cos \Phi} e^{\pm i (\phi_{t_1} + \phi_{t_2} - \phi_C - \phi_{r_2} - \phi_{r'_1})},$$

$$s_{21}^{eh(he)} = \pm \frac{\sqrt{T_1 T_2} |t_{eh}|}{1 + R_1 R_2 - 2\sqrt{R_1 R_2} |t_{ee}| \cos \Phi} e^{\pm i (-\phi_A + \phi_B + \phi_{s_2} + \phi_{t_2} - \phi_{t_1})},$$

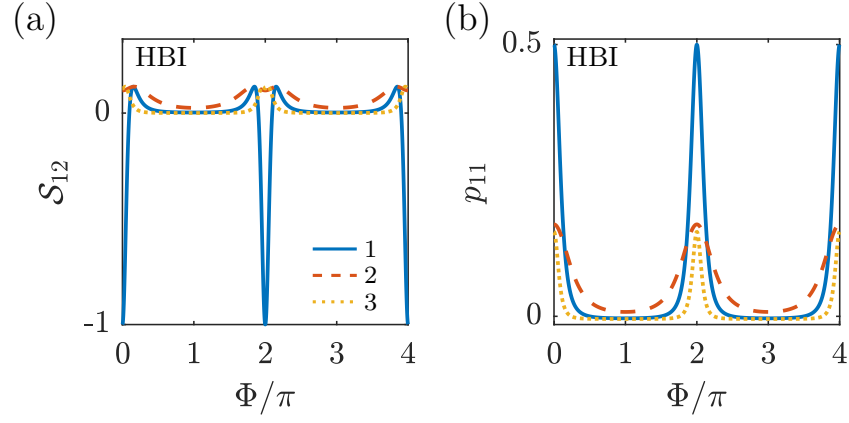
$$s_{12}^{ee(hh)} = \frac{\sqrt{T_1 T_2} (1 - \sqrt{R_1 R_2} |t_{ee}| e^{\mp i \Phi})}{1 + R_1 R_2 - 2\sqrt{R_1 R_2} |t_{ee}| \cos \Phi} e^{\pm i (\phi_C + \phi_{t'_1} + \phi_{t'_2})},$$

$$s_{12}^{eh(he)} = \pm \frac{\sqrt{R_1 R_2 T_1 T_2} |t_{eh}|}{1 + R_1 R_2 - 2\sqrt{R_1 R_2} |t_{ee}| \cos \Phi} e^{\pm i (\Phi_1 - \phi_{r'_1} - \phi_{t'_2})},$$

$$s_{22}^{ee(hh)} = \frac{1}{\sqrt{R_2}} \left[1 - \frac{T_2 (1 - \sqrt{R_1 R_2} |t_{ee}| e^{\mp i \Phi})}{1 + R_1 R_2 - 2\sqrt{R_1 R_2} |t_{ee}| \cos \Phi} \right] e^{\pm i \phi_{r'_2}},$$

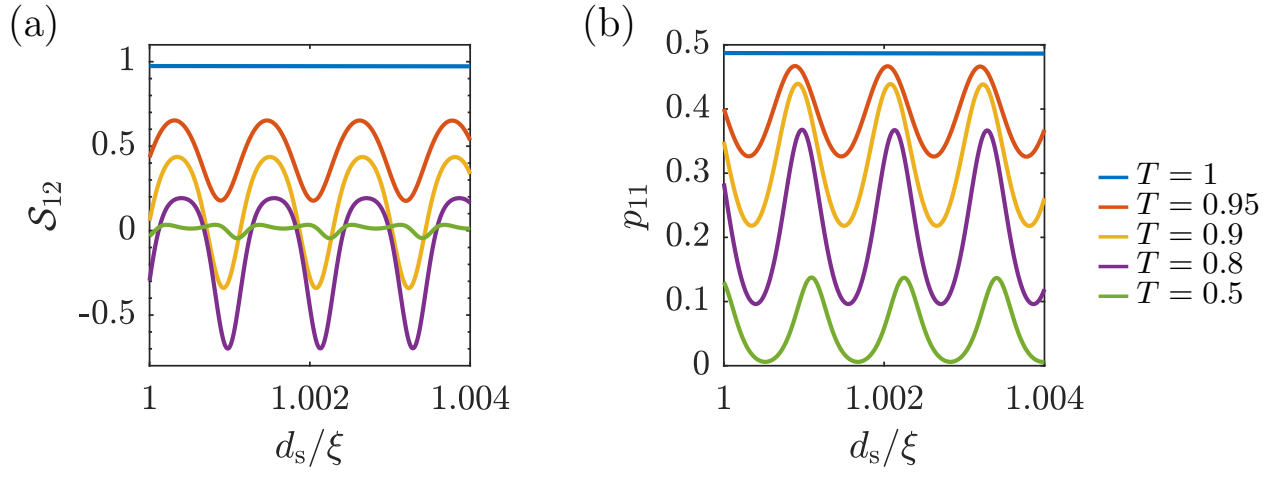
$$s_{22}^{eh(he)} = \mp \frac{\sqrt{R_1} T_2 |t_{eh}|}{1 + R_1 R_2 - 2\sqrt{R_1 R_2} |t_{ee}| \cos \Phi} e^{\pm i (2\phi_B + \phi_{s_1} + \phi_{s_2} + 2\phi_{r_2} + \phi_{r'_2} - 2\phi_{t'_2} - \Phi)}.$$

IX. CURRENT CROSS-CORRELATOR AND SPLITTING PROBABILITY IN HBI

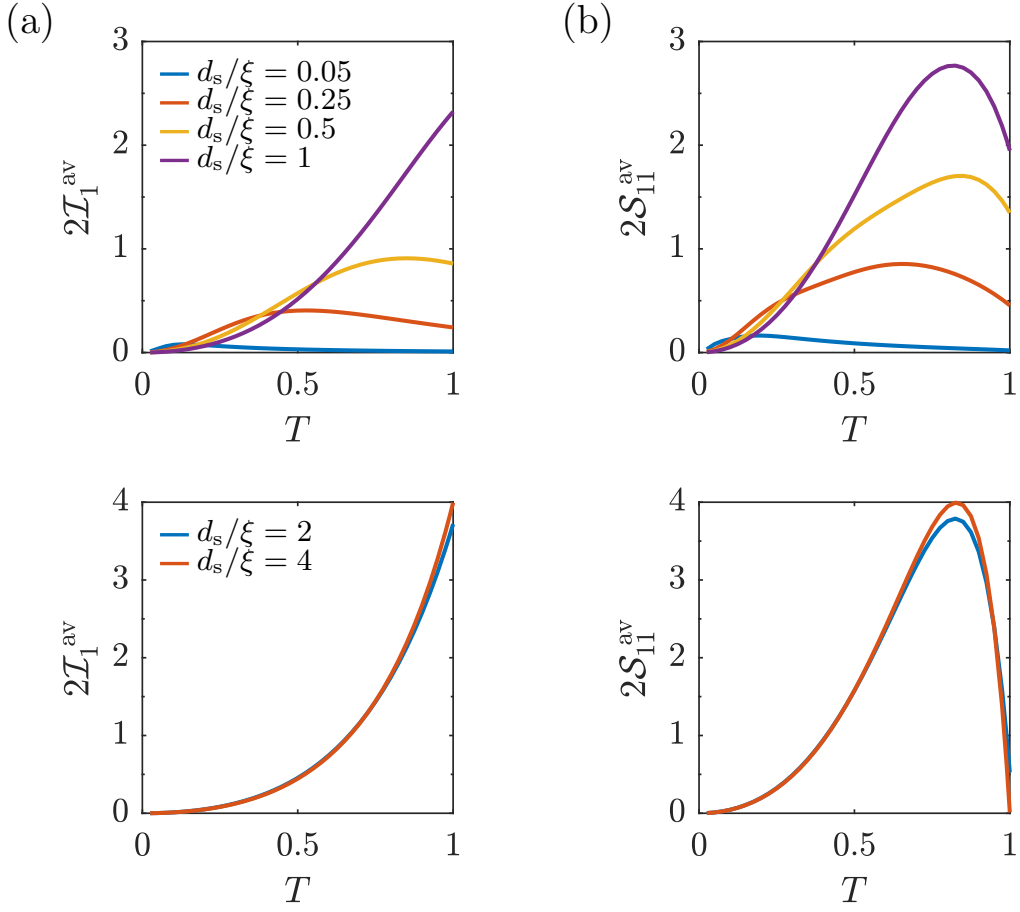


Supplemental Material Fig. 2. (a,b) Phase-dependence of S_{12} and p_{11} for the pairs (R_1, R_2) indicated on Fig.3(b-d).

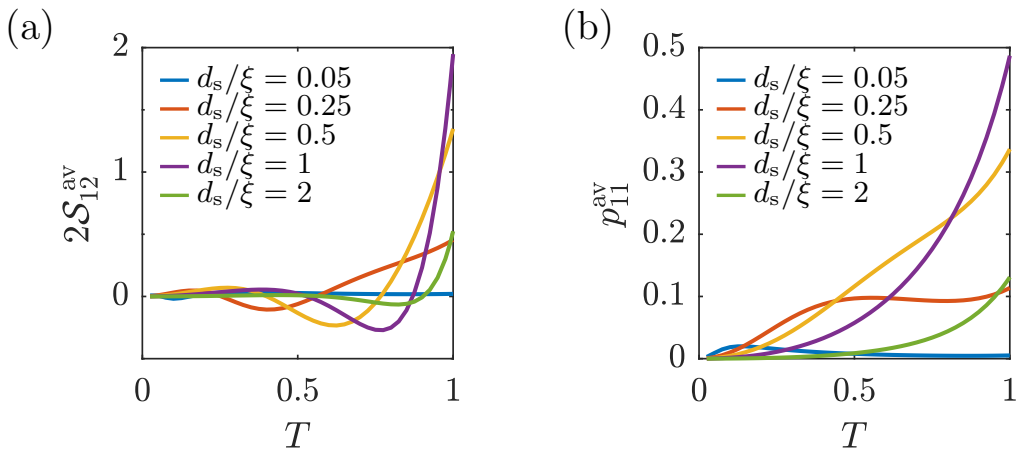
X. CURRENT CROSS-CORRELATOR AND SPLITTING PROBABILITY IN A LINE-SHAPED NSN DEVICE



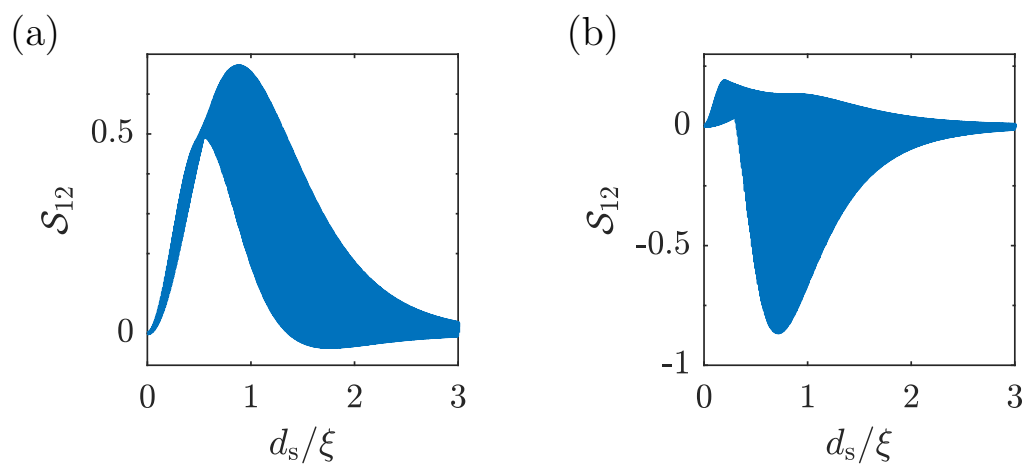
Supplemental Material Fig. 3. (a,b) Oscillations of \mathcal{S}_{12} and p_{11} with superconductor length for a set of S/N interface transparencies for the case of $d_s \approx \xi$. Note that due to oscillations \mathcal{S}_{12} becomes on the average negative at $T = 0.8$.



Supplemental Material Fig. 4. (a,b) This figure shows the values of $2\mathcal{I}_1$ and $2\mathcal{S}_{11}$ obtained after averaging over one period of oscillations. Our results perfectly reproduce the results of [33], see Fig.3, left and central panels.



Supplemental Material Fig. 5. (a,b) This figure shows the values of $2\mathcal{S}_{12}$ and p_{11} obtained after averaging over one period of oscillations. Panel (a) perfectly reproduces the results of [33], see Fig.3, right panel.



Supplemental Material Fig. 6. Oscillations in \mathcal{S}_{12} at (a) $T = 0.95$ and (b) $T = 0.75$.