

A multivariate adaptation of direct kernel estimator of density ratio

Akifumi Okuno^{*1,2}

¹The Institute of Statistical Mathematics

²RIKEN Center for Advanced Intelligence Project

Abstract

[Ćwik and Mielniczuk \(1989\)](#) introduced a univariate kernel density ratio estimator, which directly estimates the ratio without estimating the two densities of interest. This study presents its straightforward multivariate adaptation.

1 Introduction

Let $d \in \mathbb{N}$, and let $\mathbf{X} = (X_1, X_2, \dots, X_d), \mathbf{Y} = (Y_1, Y_2, \dots, Y_d) \in \mathbb{R}^d$ be independent random variables. These random variables follow two d -variate distributions F and G , whose probability density functions are f and g . With access to i.i.d. n copies of $\mathbf{X} \sim F$ denoted as $\mathcal{X} = \{\mathbf{X}_1, \mathbf{X}_2, \dots, \mathbf{X}_n\}$ (and $\mathcal{Y} = \{\mathbf{Y}_1, \mathbf{Y}_2, \dots, \mathbf{Y}_m\}$ for $\mathbf{Y} \sim G$, respectively), this study explores a nonparametric estimator for the density ratio

$$r(\mathbf{z}) = \frac{f(\mathbf{z})}{g(\mathbf{z})}.$$

Density ratio plays a crucial role in various statistical problems, particularly in transfer learning. See, e.g., [Pan and Yang \(2009\)](#), [Weiss et al. \(2016\)](#) and [Zhuang et al. \(2020\)](#) for a comprehensive survey, where the consideration of the covariate shift ([Shimodaira, 2000](#)) is essential. For instance, for regression problems, using the loss functions weighted by the density ratio between the training and test covariates, estimated models may exhibit improved performance on the test set, even when the test covariate distribution significantly differs from that of the training data.

One possible approach to estimate the density ratio is to take the ratio between two density estimators. Namely, we may consider an estimation consisting of the following two steps: (1) we compute two density estimators \hat{f}, \hat{g} (see, e.g., [Tsybakov \(2009\)](#) and [Chacón and Duong \(2018\)](#) for nonparametric kernel density estimators), and (2) we take their ratio

$$\hat{r}_{\text{indirect}}(\mathbf{z}) := \frac{\hat{f}(\mathbf{z})}{\hat{g}(\mathbf{z})}.$$

The above estimator is also referred to as *indirect* density ratio estimator. However, depending on the problem setting, the indirect estimator is known to exhibit lower estimation performance compared to *direct* estimators, which directly estimate the ratio $r(\mathbf{z}) = f(\mathbf{z})/g(\mathbf{z})$ without separately estimating the two densities f and g .

*okuno@ism.ac.jp; A. Okuno was supported by JSPS KAKENHI (21K17718, 22H05106)

A promising direction to directly estimate the density ratio $r(\mathbf{z})$ is to train a parametric model $r_\theta(\mathbf{z})$. There exists a variety of previous studies; see, e.g., [Qin \(1998\)](#), [Gretton et al. \(2009\)](#), [Sugiyama et al. \(2007\)](#), [Yamada et al. \(2011\)](#), [Sugiyama et al. \(2012\)](#), and [Kanamori et al. \(2012\)](#) for fundamental approaches, and [Rhodes et al. \(2020\)](#), [Kato and Teshima \(2021\)](#), and [Srivastava et al. \(2023\)](#) for further developments including neural network adaptations.

While not currently prevailing, but rather representing a less common approach, this study is motivated to revisit a nonparametric direct kernel density ratio estimator (KDRE; [Ćwik and Mielniczuk, 1989](#)). The asymptotic properties of the direct KDRE were established by [Gijbels and Mielniczuk \(1995\)](#) and [Chen et al. \(2009\)](#). However, it is worth noting that the estimator is defined exclusively for univariate cases, and it remains unclear whether this estimator can be extended to the multivariate setting. Therefore, simply driven by curiosity, this study explores a multivariate adaptation of the direct KDRE.

1.1 Symbols

Throughout this paper, we use the unbolded letter X_{ik} to denote the k th element of the d -variate random variable $\mathbf{X}_i = (X_{i1}, X_{i2}, \dots, X_{id})$, and Y_{jk} is similarly defined to represent the elements of \mathbf{Y}_j . For univariate case $d = 1$, the random variables are simply written by unbolded symbols X_i, Y_j . While the uppercase letter denotes a random variable, the small letter (e.g., $\mathbf{z} \in \mathbb{R}^d$) represents the deterministic variable. $\mathbb{1}(\cdot)$ denotes an indicator function. $K : \mathbb{R}^d \rightarrow \mathbb{R}$ represents a kernel, which is defined as a non-negative function satisfying $\int K(\mathbf{z})d\mathbf{z} = 1$. Typically, we may employ a boxcar kernel $K(\mathbf{z}) = \mathbb{1}(\mathbf{z} \in [-1/2, 1/2]^d)$.

2 Direct kernel density ratio estimator (KDRE)

In this section, we delve into the direct kernel density ratio estimator for the multivariate setting. We begin by explaining the existing univariate estimator in [Section 2.1](#). Subsequently, we introduce the proposed multivariate adaptation of the estimator in [Section 2.2](#).

2.1 Univariate direct KDRE

Instead of the indirect KDRE $\hat{f}(\mathbf{z})/\hat{g}(\mathbf{z})$ defined with kernel density estimators \hat{f} and \hat{g} , [Ćwik and Mielniczuk \(1989\)](#) introduced a direct KDRE for a univariate setting $d = 1$:

$$\hat{r}_{\text{Direct}}(\mathbf{z}) := \frac{1}{nh} \sum_{i=1}^n K\left(\frac{\hat{G}(\mathbf{z}) - \hat{G}(X_i)}{h}\right), \quad \hat{G}(\mathbf{z}) := \frac{1}{n} \sum_{j=1}^m \mathbb{1}(Y_j \leq \mathbf{z}). \quad (1)$$

Direct KDRE estimates the ratio $r(\mathbf{z}) = f(\mathbf{z})/g(\mathbf{z})$ without estimating the two densities $f(\mathbf{z}), g(\mathbf{z})$ of interest, and the asymptotic properties of the direct KDRE were studied by [Gijbels and Mielniczuk \(1995\)](#) and [Chen et al. \(2009\)](#). [Motoyama and Maesono \(2018\)](#) proposed a modification that improved its upper bound of the convergence rate. Furthermore, [Moriyama and Maesono \(2020\)](#) applied a similar technique to hazard ratio estimation. [Igarashi \(2020\)](#) incorporated the beta kernel to the KDRE to correct the boundary or tail bias.

However, the estimator [\(1\)](#) is exclusively defined for univariate cases. To the best of the author's knowledge, there has been no proposed multivariate adaptation of the estimator. In what follows, we first present several flawed attempts at adapting the estimator to the multivariate setting to enhance comprehension, and we present a correct adaptation in [Section 2.2](#).

Erroneous multivariate adaptation candidates: The first approach that comes to mind is to replace the cumulative density function $\hat{G}(z)$ in (1) with its multivariate counterpart $\hat{G}(z) := \frac{1}{n} \sum_{j=1}^m \mathbb{1}(Y_{j1} \leq z_1) \mathbb{1}(Y_{j2} \leq z_2) \cdots \mathbb{1}(Y_{jd} \leq z_d)$. However, this substitution does not effectively extend the estimator, as $\hat{G} : \mathbb{R}^d \rightarrow \mathbb{R}$ discards the information in $(d-1)$ dimensions. Another adaptation approach involves replacing $\hat{G}(z)$ with $\hat{\mathbf{G}}(z) = (\hat{G}_1(z), \hat{G}_2(z), \dots, \hat{G}_d(z))$, using element-wise marginal cumulative density functions $\hat{G}_\ell(z) := \frac{1}{n} \sum_{j=1}^m \mathbb{1}(Y_{j\ell} \leq z_\ell)$. However, this substitution also fails to appropriately extend the estimator, as $\hat{\mathbf{G}} : \mathbb{R}^d \rightarrow \mathbb{R}^d$ neglects correlation information.

2.2 Multivariate direct KDRE

In this section, we present a multivariate adaptation of the direct KDRE. Let $\mathbf{z} = (z_1, z_2, \dots, z_d) \in \mathbb{R}^d$ be a deterministic vector and let $\mathbf{X}_i = (X_{i1}, X_{i2}, \dots, X_{id})$ and $\mathbf{Y}_j = (Y_{j1}, Y_{j2}, \dots, Y_{jd})$ be independent copies of the d -variate random variables \mathbf{X}, \mathbf{Y} , respectively. This study presents a multivariate adaptation of the direct KDRE:

$$\hat{\tau}_{\text{Direct}}(\mathbf{z}) := \frac{1}{nh^d} \sum_{i=1}^n K\left(\frac{\hat{\mathbf{H}}(\mathbf{z}) - \hat{\mathbf{H}}(\mathbf{X}_i)}{h}\right), \quad \hat{\mathbf{H}}(\mathbf{z}) = (\hat{H}_1(\mathbf{z}), \hat{H}_2(\mathbf{z}), \dots, \hat{H}_d(\mathbf{z})), \quad (2)$$

where $\hat{H}_\ell(\mathbf{z}) : \mathbb{R}^d \rightarrow \mathbb{R}$ is a user-specified estimator for the conditional cumulative density function $H_\ell(\mathbf{z}) = \mathbb{P}(Y_\ell \leq z_\ell \mid Y_1 = z_1, Y_2 = z_2, \dots, Y_{\ell-1} = z_{\ell-1}) : \mathbb{R}^d \rightarrow [0, 1]$. We assume that $\hat{\mathbf{H}}(\mathbf{z})$ defined with \mathbf{Y} well estimates $\mathbf{H}(\mathbf{z})$ for sufficiently large $m \in \mathbb{N}$. For instance, we may employ a kernel estimator for the conditional cumulative function line with [Hall et al. \(1999\)](#):

$$\hat{H}_\ell(\mathbf{z}) = \sum_{j=1}^m w_{\ell,j}(\mathbf{z}) \mathbb{1}(Y_{j\ell} \leq z_\ell), \quad \ell \in \{1, 2, \dots, d\}. \quad (3)$$

As an instance, $w_{\ell,j}$ can be defined as a Nadaraya-Watson weight:

$$w_{\ell,j}(\mathbf{z}) = \begin{cases} 1/n & (\ell = 1) \\ \frac{\tilde{K}_{\ell-1}(\Delta_{j,\ell-1}/\varepsilon_{\ell-1})}{\sum_{j=1}^m \tilde{K}_{\ell-1}(\Delta_{j,\ell-1}/\varepsilon_{\ell-1})} & (\ell \in \{2, 3, \dots, d\}) \end{cases}, \quad (4)$$

with a user-specified $(\ell-1)$ -variate kernel $\tilde{K}_{\ell-1} : \mathbb{R}^{\ell-1} \times \mathbb{R} \rightarrow \mathbb{R}$ and hyperparameter $\varepsilon_{\ell-1} > 0$. $\Delta_{j,\ell-1} \in \mathbb{R}^{\ell-1}$ denotes the first $\ell-1$ entries of the d -variate variable $\mathbf{Y}_j - \mathbf{z} \in \mathbb{R}^d$, i.e.,

$$\Delta_{j,\ell-1} = [I_{\ell-1}, O_{(\ell-1) \times (d-\ell+1)}](\mathbf{Y}_j - \mathbf{z}).$$

We may employ a Gaussian kernel $\tilde{K}_{\ell-1}(\Delta_{j,\ell-1}) = \pi^{-(\ell-1)/2} \exp(-\|\Delta_{j,\ell-1}\|_2^2)$. Using (3) and (4) (whereby we obtain $\hat{H}_1 = \hat{G}$), the proposed direct KDRE (2) is a natural generalization of the univariate KDRE (1). Note that we may employ further extension of the conditional cumulative function estimator; see, e.g., [Veraverbeke et al. \(2013\)](#) for another nonparametric estimator.

2.3 Theoretical justification of the multivariate direct KDRE

This section provides a theoretical justification for the multivariate direct KDRE. For brevity, we consider the case that f, g are smooth, and the supports of both functions f, g coincide with \mathbb{R}^d . For sufficiently large $n, m \in \mathbb{N}$ and sufficiently small $\varepsilon_1, \dots, \varepsilon_{d-1} > 0$, the multivariate KDRE (2) is expected to approximate

$$\frac{1}{h^d} \int K\left(\frac{\mathbf{H}(\mathbf{z}) - \mathbf{H}(\mathbf{X})}{h}\right) dF(\mathbf{X}) \quad (5)$$

by considering the convergence of $\widehat{\mathbf{H}}(\mathbf{z})$ to $\mathbf{H}(\mathbf{z}) = (H_1(\mathbf{z}), H_2(\mathbf{z}), \dots, H_d(\mathbf{z}))$, and the limit of the numerical integration. By referring to the conventional kernel density estimation theories (see, e.g., [Tsybakov \(2009\)](#)), (5) equipped with a small $h > 0$ is expected to approximate the density of the random variable $\mathbf{V} = \mathbf{H}(\mathbf{X})$ at the point $\mathbf{v} = (v_1, v_2, \dots, v_d) = \mathbf{H}(\mathbf{z})$, i.e., Radon-Nikodym derivative of the probability measure $\mathbb{P}_{\mathbf{V}}$ associated with \mathbf{V} and the Lebesgue measure μ :

$$\begin{aligned} \frac{d\mathbb{P}_{\mathbf{V}}}{d\mu}(\mathbf{H}(\mathbf{z})) &\stackrel{(\star 1)}{=} \lim_{\eta \searrow 0} \frac{\mathbb{P}(\mathbf{V} \in B_{\eta}(\mathbf{v}))}{\mu(B_{\eta}(\mathbf{v}))} \Big|_{\mathbf{v}=\mathbf{H}(\mathbf{z})} \\ &\stackrel{(\star 2)}{=} \lim_{\eta \searrow 0} \frac{1}{\mu(B_{\eta}(\mathbf{v}))} \int_{B_{\eta}(\mathbf{v})} \frac{f(\mathbf{H}^{-1}(\mathbf{u}))}{g(\mathbf{H}^{-1}(\mathbf{u}))} d\mu(\mathbf{u}) \Big|_{\mathbf{v}=\mathbf{H}(\mathbf{z})} \\ &\stackrel{(\star 3)}{=} \frac{f(\mathbf{z})}{g(\mathbf{z})}. \end{aligned} \tag{6}$$

$B_{\eta}(\mathbf{v}) = \{\mathbf{v}' \in \mathbb{R}^d \mid \|\mathbf{v} - \mathbf{v}'\| \leq \eta\} \subset \mathbb{R}^d$ denotes a ball whose radius is η centered at \mathbf{v} . The equality $(\star 1)$ and $(\star 3)$ follows from a standard measure theory; see, e.g., Theorem 3 in [Evans and Gariepy \(1992\)](#) page 38. $(\star 2)$ is obtained by a change of variables; see Appendix A for the proof. Therefore, we can expect that the proposed KDRE (2) consequently approximates the density ratio $f(z)/g(z)$.

3 Numerical experiments

This section provides numerical experiments for $d = 2$. Source codes to reproduce the experimental results are provided in <https://github.com/oknakfm/MKDRE>.

3.1 Favorable scenarios

In the numerical experiments, we employ normal distributions $F = N(\mu_{\mathbf{X}}, \Sigma_{\mathbf{X}})$, $G = N(\mu_{\mathbf{Y}}, \Sigma_{\mathbf{Y}})$, where the mean vectors $\mu_{\mathbf{X}}, \mu_{\mathbf{Y}}$ and the variance-covariance matrices $\Sigma_{\mathbf{X}}, \Sigma_{\mathbf{Y}}$ are specified as

$$\mu_{\mathbf{X}} = \begin{pmatrix} 0 \\ -0.5 \end{pmatrix}, \quad \Sigma_{\mathbf{X}} = \begin{pmatrix} 0.3 & 0.1 \\ 0.1 & 0.3 \end{pmatrix}, \quad \mu_{\mathbf{Y}} = \begin{pmatrix} 0 \\ 0 \end{pmatrix}, \quad \Sigma_{\mathbf{Y}} = \begin{pmatrix} 0.5 & 0.1 \\ 0.1 & 0.5 \end{pmatrix}.$$

We generate samples from the distributions F and G with sizes n and m respectively, and calculate the indirect and direct KDREs using a bandwidth of $h = \varepsilon_1 = 0.1$. We utilize the `kde` function from the `ks` package ([Chacón and Duong, 2018](#)) in the R programming language to compute the kernel density estimators.

We create a grid of size 15×15 over the region $[-1.5, 1.5] \times [-1.5, 1.5]$, and estimate the density ratios at 225 lattice points. The true density ratio, as well as the estimated indirect and direct KDREs computed over these 225 lattice points, are plotted in Figure 1 for sample sizes of $n = m = 100, 1000, 10000$. Specifically, for $n = m = 10000$, we also provide contour plots displaying the true density and the indirect/direct KDREs in Figure 2. It is noticeable that the direct KDRE effectively approximates the true density and is comparable to the indirect KDRE.

3.2 Challenging scenarios

We also calculate the estimators in challenging scenarios. Figure 3(a) and 3(b) display the estimators in an imbalanced setup: (a) with $n = 100$ and $m = 100000$, and (b) with $n = 10000$ and $m = 100$. It is noticeable that the direct estimator exhibits poorer performance when m is relatively small.

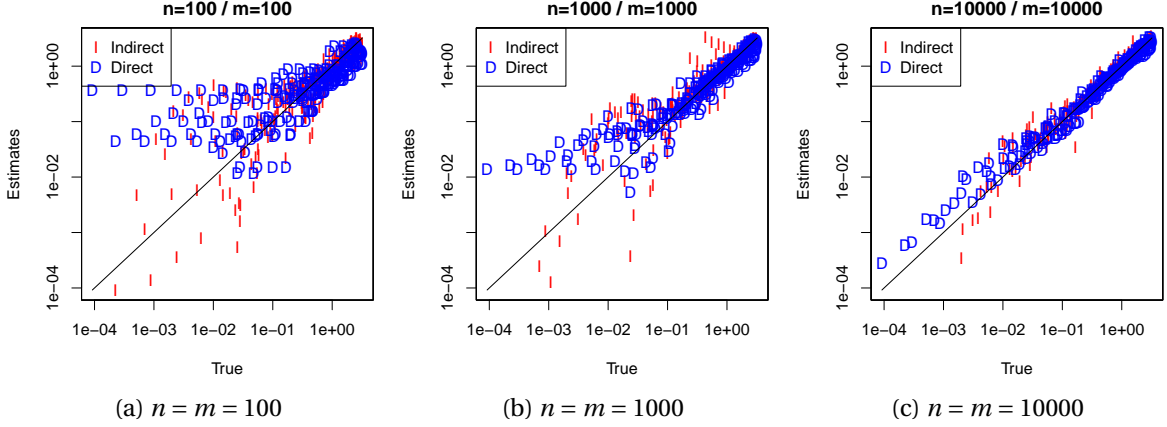


Figure 1: True density ratio $r(\mathbf{z})$ and indirect/direct KDREs, for $n = m = 100, 1000, 10000$.

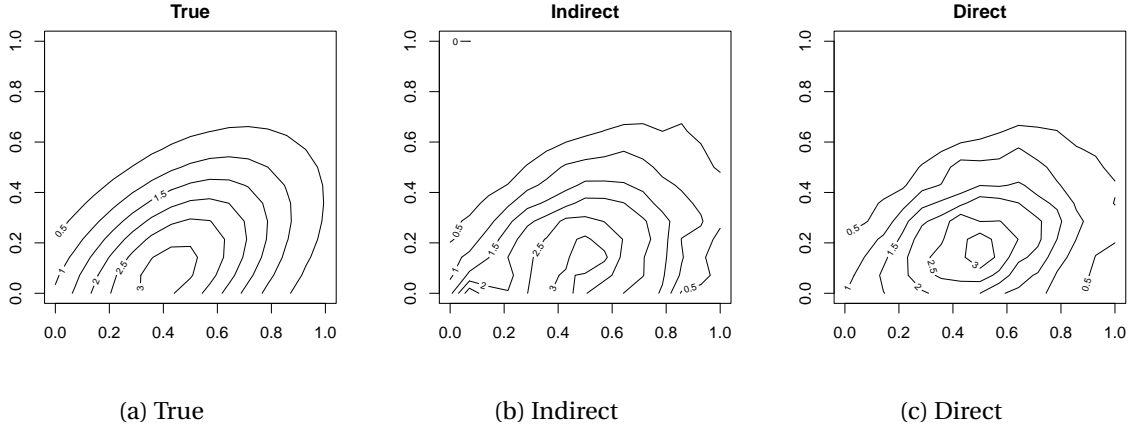


Figure 2: Contour plots of the density ratios for $n = m = 10000$.

Figure 3(c) illustrates the experimental results with a higher true density ratio. In this experiment, we use normal distributions $F = N(\mu_{\mathbf{X}}, \Sigma_{\mathbf{X}})$ and $G = N(\mu_{\mathbf{Y}}, \Sigma_{\mathbf{Y}})$ with

$$\mu_{\mathbf{X}} = \begin{pmatrix} 0 \\ -0.5 \end{pmatrix}, \quad \Sigma_{\mathbf{X}} = \begin{pmatrix} 0.2 & 0.1 \\ 0.1 & 0.2 \end{pmatrix}, \quad \mu_{\mathbf{Y}} = \begin{pmatrix} 0 \\ 0.5 \end{pmatrix}, \quad \Sigma_{\mathbf{Y}} = \begin{pmatrix} 0.2 & 0.1 \\ 0.1 & 0.2 \end{pmatrix}.$$

It is evident that the direct estimator struggles to estimate large density ratios. This limitation arises because the direct estimator (2) is bounded above by $h^{-d} \sup_{\mathbf{z} \in \mathbb{R}^d} |K(\mathbf{z})|$.

4 Concluding discussion

Simply driven by curiosity, this study introduced a multivariate adaptation of the univariate direct KDRE proposed by [Ćwik and Mielniczuk \(1989\)](#). Our experiments demonstrated that the multivariate adaptation yielded comparable results to the indirect KDRE.

For the multivariate case ($d \in \mathbb{N}$), we find no evidence to suggest that the direct KDRE outperforms the indirect KDRE, considering both theoretical and practical perspectives. Unfortunately, the direct KDRE, as considered in this study, suffers more severely from the curse of dimensionality problem (as seen in Figure 3(b)). This is attributed to its reliance on estimates of the conditional

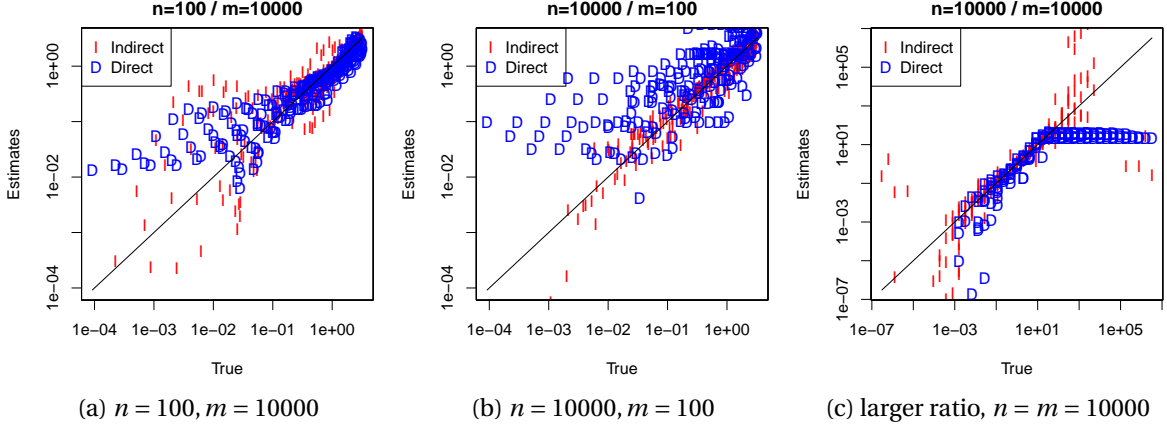


Figure 3: True density ratio $r(\mathbf{z})$ and indirect/direct KDREs.

cumulative function $H_\ell(\mathbf{z})$, which are generally challenging to estimate stably. Consequently, we do not consider the direct KDRE in its current form to be practical, and we expect further improvements of the multivariate direct KDRE.

A Change of variables

This section provides a proof of the equation $(\star 2)$ in (6). In this proof, $\stackrel{\mathcal{L}}{=}$ denotes the equality of two random variables in the sense of distribution. Consider a function $\mathbf{L}(\mathbf{z}) = (L_1(\mathbf{z}), L_2(\mathbf{z}), \dots, L_d(\mathbf{z}))$ defined with the conditional distribution function $L_\ell(\mathbf{z}) = \mathbb{P}(X_\ell \leq z_\ell \mid X_1 = z_1, X_2 = z_2, \dots, X_{\ell-1} = z_{\ell-1}) : \mathbb{R}^d \rightarrow [0, 1]$. $\mathbf{H}, \mathbf{L} : \mathbb{R}^d \rightarrow [0, 1]^d$ are invertible functions, and $\mathbf{X} \stackrel{\mathcal{L}}{=} \mathbf{L}^{-1}(\mathbf{U})$ holds for the uniform random variable \mathbf{U} defined over the set $[0, 1]^d$, by considering the inverse transform sampling. The identity $\mathbf{V} \stackrel{\mathcal{L}}{=} (\mathbf{H} \circ \mathbf{L}^{-1})(\mathbf{U})$ indicates for the jacobian J that

$$\begin{aligned}
\mathbb{P}(\mathbf{V} \in B_\eta(\mathbf{v})) &= \mathbb{P}(\mathbf{U} \in (\mathbf{L} \circ \mathbf{H}^{-1})(B_\eta(\mathbf{z}))) \\
&= \int_{(\mathbf{L} \circ \mathbf{H}^{-1})(B_\eta(\mathbf{z}))} d\mu(\mathbf{u}) \\
&= \int_{B_\eta(\mathbf{v})} |J_{\mathbf{L} \circ \mathbf{H}^{-1}}(\tilde{\mathbf{u}})| d\mu(\tilde{\mathbf{u}}) \quad (\cdot \cdot \tilde{\mathbf{u}} := (\mathbf{H} \circ \mathbf{L}^{-1})(\mathbf{u})) \\
&= \int_{B_\eta(\mathbf{v})} |J_{\mathbf{L}}(\mathbf{H}^{-1}(\tilde{\mathbf{u}}))| \cdot |J_{\mathbf{H}^{-1}}(\tilde{\mathbf{u}})| d\mu(\tilde{\mathbf{u}}) \\
&= \int_{B_\eta(\mathbf{v})} \frac{|J_{\mathbf{L}}(\mathbf{H}^{-1}(\tilde{\mathbf{u}}))|}{|J_{\mathbf{H}}(\mathbf{H}^{-1}(\tilde{\mathbf{u}}))|} d\mu(\tilde{\mathbf{u}}) \\
&= \int_{B_\eta(\mathbf{v})} \frac{f_1(z_1) f_2(z_2 | z_1) f_3(z_3 | z_1, z_2) \cdots f_d(z_d | z_1, z_2, \dots, z_{d-1}) \big|_{\mathbf{z}=\mathbf{H}^{-1}(\tilde{\mathbf{u}})}}{g_1(z_1) g_2(z_2 | z_1) g_3(z_3 | z_1, z_2) \cdots g_d(z_d | z_1, z_2, \dots, z_{d-1}) \big|_{\mathbf{z}=\mathbf{H}^{-1}(\tilde{\mathbf{u}})}} d\mu(\tilde{\mathbf{u}}) \\
&= \int_{B_\eta(\mathbf{v})} \frac{f(\mathbf{H}^{-1}(\tilde{\mathbf{u}}))}{g(\mathbf{H}^{-1}(\tilde{\mathbf{u}}))} d\mu(\tilde{\mathbf{u}})
\end{aligned}$$

$f_\ell(z_\ell | z_1, z_2, \dots, z_{\ell-1})$ denotes the conditional probability density function associated with H_ℓ , and g_ℓ is similarly defined for L_ℓ . The assertion is proved. \square

References

- Chacón, J. E. and Duong, T. (2018). *Multivariate kernel smoothing and its applications*. CRC Press.
- Chen, S.-M., Hsu, Y.-S., and Liaw, J.-T. (2009). On kernel estimators of density ratio. *Statistics*, 43(5):463–479.
- Ćwik, J. and Mielniczuk, J. (1989). Estimating density ratio with application to discriminant analysis. *Communications in Statistics - Theory and Methods*, 18(8):3057–3069.
- Evans, L. and Gariepy, R. (1992). *Measure Theory and Fine Properties of Functions, Revised Edition*. Routledge, 1st edition.
- Gijbels, I. and Mielniczuk, J. (1995). Asymptotic properties of kernel estimators of the radon-nikodym derivative with applications to discriminant analysis. *Statistica Sinica*, pages 261–278.
- Gretton, A., Smola, A., Huang, J., Schmittfull, M., Borgwardt, K., Schölkopf, B., et al. (2009). Covariate shift by kernel mean matching. In *Dataset Shift in Machine Learning*, pages 131–160. The MIT Press, Cambridge, MA, USA.
- Hall, P., Wolff, R. C. L., and Yao, Q. (1999). Methods for estimating a conditional distribution function. *Journal of the American Statistical Association*, 94(445):154–163.
- Igarashi, G. (2020). Nonparametric direct density ratio estimation using beta kernel. *Statistics*, 54(2):257–280.
- Kanamori, T., Suzuki, T., and Sugiyama, M. (2012). Statistical analysis of kernel-based least-squares density-ratio estimation. *Machine Learning*, 86:335–367.
- Kato, M. and Teshima, T. (2021). Non-negative bregman divergence minimization for deep direct density ratio estimation. In *Proceedings of the 38th International Conference on Machine Learning*, volume 139, pages 5320–5333. PMLR.
- Moriyama, T. and Maesono, Y. (2020). New kernel estimators of the hazard ratio and their asymptotic properties. *Annals of the Institute of Statistical Mathematics*, 72:187–211.
- Motoyama, M. and Maesono, Y. (2018). On direct kernel estimator of density ratio. *Bulletin of Informatics and Cybernetics*, 50:27–42.
- Pan, S. J. and Yang, Q. (2009). A survey on transfer learning. *IEEE Transactions on Knowledge and Data Engineering*, 22(10):1345–1359.
- Qin, J. (1998). Inferences for case-control and semiparametric two-sample density ratio models. *Biometrika*, 85(3):619–630.
- Rhodes, B., Xu, K., and Gutmann, M. U. (2020). Telescoping density-ratio estimation. In *Advances in Neural Information Processing Systems*, volume 33, pages 4905–4916. Curran Associates, Inc.
- Shimodaira, H. (2000). Improving predictive inference under covariate shift by weighting the log-likelihood function. *Journal of Statistical Planning and Inference*, 90(2):227–244.
- Srivastava, A., Han, S., Xu, K., Rhodes, B., and Gutmann, M. U. (2023). Estimating the density ratio between distributions with high discrepancy using multinomial logistic regression. *Transactions on Machine Learning Research*. <https://openreview.net/forum?id=jM8nzUzBWr>.

- Sugiyama, M., Nakajima, S., Kashima, H., Buenau, P., and Kawanabe, M. (2007). Direct importance estimation with model selection and its application to covariate shift adaptation. In *Advances in Neural Information Processing Systems*, volume 20. Curran Associates, Inc.
- Sugiyama, M., Suzuki, T., and Kanamori, T. (2012). *Density Ratio Estimation in Machine Learning*. Cambridge University Press, Cambridge.
- Tsybakov, A. B. (2009). *Introduction to Nonparametric Estimation*. Springer series in statistics. Springer, Dordrecht.
- Veraverbeke, N., Gijbels, I., and Omelka, M. (2013). Preadjusted Non-Parametric Estimation of a Conditional Distribution Function. *Journal of the Royal Statistical Society Series B: Statistical Methodology*, 76(2):399–438.
- Weiss, K., Khoshgoftaar, T. M., and Wang, D. (2016). A survey of transfer learning. *Journal of Big Data*, 3(1):1–40.
- Yamada, M., Suzuki, T., Kanamori, T., Hachiya, H., and Sugiyama, M. (2011). Relative density-ratio estimation for robust distribution comparison. In *Advances in Neural Information Processing Systems*, volume 24. Curran Associates, Inc.
- Zhuang, F., Qi, Z., Duan, K., Xi, D., Zhu, Y., Zhu, H., Xiong, H., and He, Q. (2020). A comprehensive survey on transfer learning. *Proceedings of the IEEE*, 109(1):43–76.