

Hybrid III-V/Silicon photonic circuits embedding generation and routing of entangled photon pairs

J. Schuhmann,^{1,2,3,*} L. Lazzari,^{1,2,3,*} M. Morassi,² A. Lemaître,² I. Sagnes,²
G. Beaudoin,² M.I. Amanti,¹ F. Boeuf,³ F. Raineri,^{2,4} F. Baboux,^{1,†} and S. Ducci¹
¹*Laboratoire Matériaux et Phénomènes Quantiques, Université Paris Cité, 75013 Paris, France*
²*Centre de Nanosciences et Nanotechnologies, Université Paris-Saclay, 91120 Palaiseau, France*
³*STMICROELECTRONICS, Technology & Design Platform, 38920 Crolles, France*
⁴*Université Côte d'Azur, Institut de Physique de Nice, CNRS-UMR 7010, Sophia Antipolis, France*
(Dated: November 23, 2023)

The demand for integrated photonic chips combining the generation and manipulation of quantum states of light is steadily increasing, driven by the need for compact and scalable platforms for quantum information technologies. While photonic circuits with diverse functionalities are being developed in different single material platforms, it has become crucial to realize hybrid photonic circuits that harness the advantages of multiple materials while mitigating their respective weaknesses, resulting in enhanced capabilities. Here, we demonstrate a hybrid III-V/Silicon quantum photonic device combining the strong second-order nonlinearity and compliance with electrical pumping of the III-V semiconductor platform with the high maturity and CMOS compatibility of the silicon photonic platform. Our device embeds the spontaneous parametric down-conversion (SPDC) of photon pairs into an AlGaAs source and their subsequent routing to a silicon-on-insulator circuitry, within an evanescent coupling scheme managing both polarization states. This enables the on-chip generation of broadband telecom photons by type 0 and type 2 SPDC from the hybrid device, at room temperature and with internal pair generation rates exceeding 10^5 s^{-1} for both types, while the pump beam is strongly rejected. Two-photon interference with 92% visibility (and up to 99% upon 5 nm spectral filtering) proves the high energy-time entanglement quality characterizing the produced quantum state, thereby enabling a wide range of quantum information applications on-chip, within an hybrid architecture merging the assets of two mature and highly complementary platforms in view of out-of-the-lab deployment of quantum technologies.

INTRODUCTION

Quantum photonics is emerging as a pivotal actor in the development of quantum technologies, driving transformative changes in various fields such as communication, computing and simulation tasks [1]. Indeed, the utilization of photons as information carriers presents an ideal solution due to their inherent robustness to noise, high propagation speed and large variety of degrees of freedom to encode information. In addition, photons can be efficiently generated and waveguided into miniaturized chip-integrated structures, which provides an increased compacity and portability, but also a gain of stability allowing to scale up the complexity of the operations carried out [2, 3].

The development of chip-scale quantum photonic circuits has thus become essential to move from laboratory experiments to large-scale real-world implementations. The diverse requirements of each specific application led to the exploration of various photonics platforms in the last decades, including silicon-based materials [4], III-V semiconductors [5], dielectrics as lithium niobate [6] as well as various other emerging materials [7]. However, the implementation of quantum information tasks require competing functionalities that challenge the realization of integrated quantum photonic circuits combining the generation, manipulation and detection of quantum states of light from a single monolithic material platform. Therefore, significant efforts are currently focused on

combining different platforms to create hybrid photonic circuits leveraging the strengths of different materials while avoiding their respective weaknesses, so as to reach enhanced capabilities [7, 8].

Among the various possible combinations, the hybridization of III-V compounds (such as GaAs and InP) with silicon-based materials (silicon-on-insulator, silicon-on-silicon, silicon nitride) holds great promise. Indeed, while the highly mature silicon-based platform allows realizing high-quality and low-loss circuits with access to a wide variety of optical components [4, 9], it suffers from an important weakness, namely its indirect bandgap that complicates the implementation of efficient light sources. By contrast, III-V compounds like GaAs or InP are, thanks to their direct bandgap, ideal materials to realize low-cost and efficient lasers, amplifiers and photodetectors; in addition, their high electro-optic effect allows realizing fast modulators, and they provide for quantum photonics the capability to implement both high-quality single-photon emitters and parametric sources [5, 10]. The silicon and III-V platforms are thus highly complementary, which motivated numerous technological efforts to combine them in recent years.

In classical photonics, the realization of hybrid III-V/silicon lasers is highly sought-after due the difficulty of realizing purely Si-based lasers [11]. In quantum photonics, the incorporation of III-V single-photon emitters into silicon-based circuits has been achieved in recent years, allowing to integrate the emission, routing

and manipulation of quantum states of light in hybrid circuits [7, 8]. In particular, InAs quantum dots have been integrated with silicon nitride waveguides [12] and silica-on-silicon microdisks [13] by bonding techniques, and with silicon-on-insulator waveguides [14] by transfer printing; on the other hand, the deterministic transfer of single InAs/InP quantum dots embedded in InP nanowires in silicon nitride [15] and silicon-on-insulator [16] circuits has been carried out by pick-and-place techniques.

Hence, significant efforts have been focused on the integration of III-V single-photon emitters into silicon-based circuits; by contrast, the integration of III-V parametric sources has been scarcely explored so far. Yet, it would bring along unique and complementary advantages such as room temperature operation, a high fabrication reproducibility enabling the realization of a large number of identical sources on the same chip, and a high quality and versatility of the produced quantum states – either heralded single photons [17], entangled photon pairs [18] or squeezed states [19]. Recently, an hybrid InP/SiN circuit combining an electrically pumped laser and SFWM generation of photon pair in a SiN microring has been reported [20], featuring a $8.2 \times 10^3 s^{-1}$ internal pair generation rate and ~ 8 nm bandwidth; a cascade of microring resonators is used to suppress the pump beam, which lies at the same frequency than the down-converted photons. We demonstrate here an alternative route, by integrating an AlGaAs SPDC source with a silicon-on-insulator waveguide structure, to realize a hybrid quantum photonic device including photon pair generation and routing at room temperature and telecom wavelength. Photon pairs are generated in the AlGaAs waveguide and routed through evanescent coupling to a silicon-on-insulator waveguide lying underneath. The use of SPDC, where the pump and down-converted photons are well separated in frequency, allows an intrinsic filtering of the pump beam in a simple structure design. Thanks to the polarization versatility of our coupling scheme, our hybrid III-V/Silicon device allows the operation of both type-0 and type-2 SPDC processes, leading to the emission of broadband (> 40 nm) telecom photon pairs with an internal pair generation rate exceeding $10^5 s^{-1}$ for both types. Two-photon interference with 92% visibility (up to 99% upon 5 nm spectral filtering) demonstrates the high energy-time entanglement of the produced quantum state, opening the way to a wide variety of quantum information applications on-chip.

WORKING PRINCIPLE AND DESIGN

The working principle of our hybrid device is sketched in Fig. 1a: photon pairs, generated upon optical pumping in an AlGaAs waveguide (shown in shades of grey) are transferred to the SOI circuitry (blue) by evanescent coupling, preserving the properties of the produced quantum state. We describe below the

various components of this hybrid device successively: the AlGaAs parametric source, the SOI circuitry and the coupling scheme.

The AlGaAs source is a nano-fabricated waveguide generating bi-photon states via spontaneous parametric down-conversion (SPDC): a pump beam at frequency ω_p is coupled into the waveguide and undergoes a down-conversion process producing pairs of photons at frequencies ω_s and ω_i , such that $\omega_p = \omega_s + \omega_i$ for energy conservation. Bragg mirrors, obtained by tuning the aluminium concentration of the different AlGaAs layers, provide both a photonic bandgap confinement for the pump in the near-infrared range (NIR, ~ 775 nm) and total internal confinement for the produced photons in the telecom range (~ 1550 nm) [21, 22]. Therefore, the pump and SPDC modes are characterized by different dispersion curves, allowing the phase-matching condition to be satisfied in the spectral range of interest. The source is designed to optimize the nonlinear conversion efficiency for two phase-matching processes: type 0 SPDC, where a TM polarized pump beam generates TM polarized photons, and type 2, where a TE pump beam generates orthogonally polarized photons. The structure, grown by molecular beam epitaxy on a GaAs substrate, features a 364 nm-thick core made of $Al_{0.45}Ga_{0.55}As$ sandwiched between the two Bragg mirrors, consisting of alternating 116 nm-thick $Al_{0.25}Ga_{0.75}As$ layers and 280 nm-thick $Al_{0.2}Ga_{0.8}As$ layers. The mirrors are asymmetric: 2 pairs of layers are used on the side that will be subsequently bonded to the SOI structure, and 6 pairs on the other side; this ensures a good mode confinement – no relevant reduction is observed compared to a symmetric structure –, while resulting more suited to hybridization, as detailed below.

Considering a CW pump, the bi-photon state generated via SPDC can be written as:

$$|\psi\rangle = \iint d\omega_s d\omega_i C(\omega_s, \omega_i) \hat{a}_s^\dagger(\omega_s) \hat{a}_i^\dagger(\omega_i) |0\rangle, \quad (1)$$

where $\hat{a}_x^\dagger(\omega_x)$ is the operator creating a photon in the mode x with frequency ω_x and $|0\rangle$ is the vacuum state. $C(\omega_s, \omega_i)$ is the joint spectral amplitude (JSA), whose modulus squared – the joint spectral intensity (JSI) – gives the probability that the produced state is composed of a signal photon at frequency ω_s and an idler photon at frequency ω_i . A sufficiently narrowband pump makes the photons generated through SPDC to be naturally energy-time and frequency-bin entangled [23]. Furthermore, photons produced via a type 2 process are also polarization entangled directly at the chip output, thanks to the very low modal birefringence of the waveguide [24].

Now turning to the SOI part of the circuit, it consists in a 780 μm -thick Si substrate, a 1 μm -thick SiO_2 box and a 610 nm-thick Si top layer. Silicon is transparent to wavelengths $\gtrsim 1$ μm , so that telecom optical modes can be confined and propagated in waveguides, while

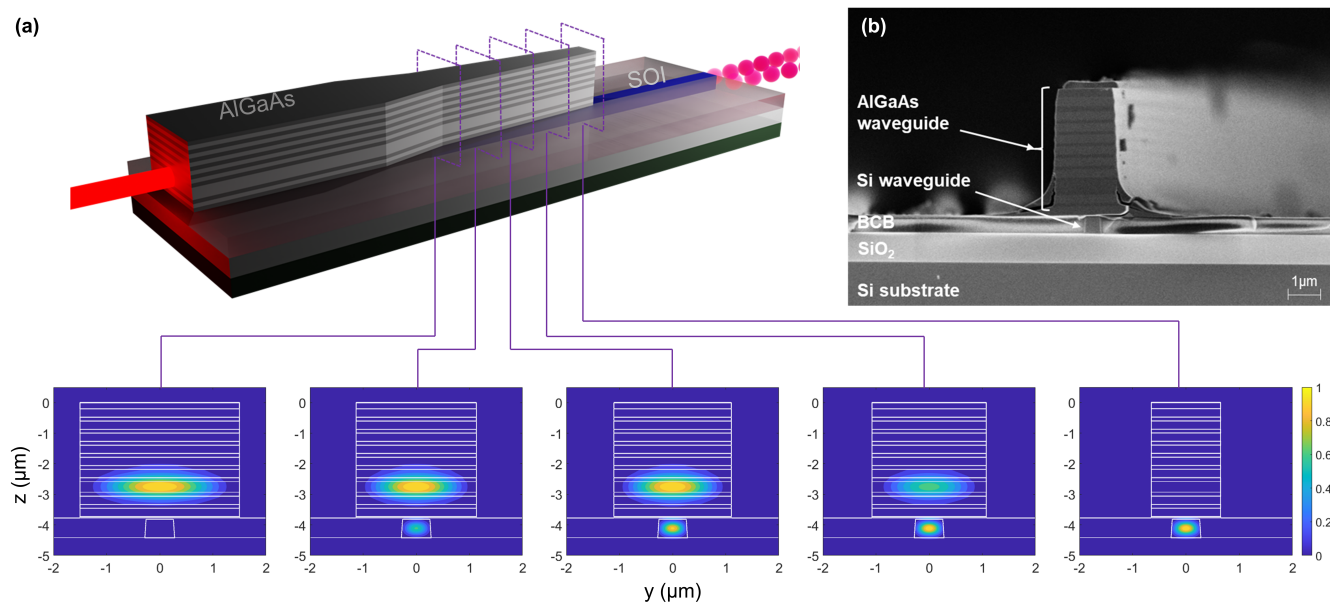


FIG. 1. (a) Sketch of the hybrid III-V/Silicon structure (not in scale) with numerical simulations of the mode coupling profile (intensity) at different positions along the structure, for TM polarization at 1550 nm wavelength (similar results are obtained for TE polarization). (b) Transverse SEM image of the fabricated hybrid structure, in the coupling region.

NIR radiation, corresponding to the SPDC pump for the AlGaAs source, is strongly absorbed [25]. The bottom width of the waveguides is set to 560 nm, resulting in a low modal birefringence ($< 1\%$). Due to the large top layer thickness, the slope of the waveguide flanks represents an additional and useful parameter for the fine control of the effective mode index, facilitating the mode coupling for both polarizations.

The hybrid structure is designed to achieve the optical mode transfer from the AlGaAs waveguide (5.5 μm wide, 1.6 mm long) to the silicon one (2.5 μm wide, 1 mm long), which are superimposed along the longitudinal direction corresponding to the mode propagation (Fig. 1). An adiabatic coupling scheme has been chosen for its high coupling efficiency with minimized mode conversion to higher-order modes or radiation modes, together with minimized oscillations of the transmission as a function of the coupling length [26, 27]. This ensures enhanced fabrication tolerances compared e.g. to directional coupling, which in addition would require extended effective mode index matching between the waveguides (Supp. Mat.).

We designed a linear taper in the AlGaAs waveguide to gradually and adiabatically transfer the optical power to the SOI waveguide, as shown in the mode profile simulations of Fig. 1a (bottom row). The taper is designed to achieve the transfer for both TE and TM modes. After the SPDC generation region, the AlGaAs waveguide width is first tapered down from 5.5 μm to 2.2 μm ; in the coupling region, where the two waveguides are superimposed vertically, the width is then linearly decreased from 2.2 μm to 1.4 μm along 600 μm of

coupling length. The silicon waveguide flanks present a slope of around 2.5° , corresponding to the etching angle produced by our dry etching process detailed below. Numerical simulations, performed with a commercial FDE solver, predict transmissions higher than 70% for both polarizations, over a 100 nm bandwidth centered on the telecom C band.

SAMPLE FABRICATION AND CHARACTERIZATION

Various strategies have been developed for facing the challenges of integrating III-V and SOI platforms. Direct (or molecular) bonding [28] and metallic bonding [29] have emerged as powerful approaches; however, they are very sensitive to surface micro-roughness and require high processing temperatures. Furthermore, the metallic layer, being opaque to the telecom radiation, is not functional to the mode coupling. Alternative promising options are the direct epitaxy re-growth [30] and the micro-transfer printing [31]: the first technique demands the compensation of the lattice mismatch, often obtained by the use of a few hundreds of nanometers thick buffer layer that may affect the evanescent coupling; the second one suffers from a limited alignment accuracy, around 1 μm . These constraints are overcome by the adhesive bonding method that we here use [32], consisting of bonding the two materials using a low-loss polymer (benzocyclobuten, BCB), resulting highly robust against surface roughness and requiring lower temperatures compared to the other techniques; in addition, the polymer thickness can be finely controlled and set to few tens of nanometers, in

accordance with the coupling necessities.

The device fabrication involves several steps. First, the SOI circuit is prepared: the waveguides are patterned via electron beam lithography and then etched via inductive coupled plasma-deep reactive ion etching (ICP-DRIE); this technique provides fine control of the slope of the waveguide flanks, as required by the coupling design. Alignment marks are also etched on the structure during this step. The surface is treated with O_2 plasma and an adhesion promoter is applied. The BCB is then spin-coated onto the SOI platform to reach the desired thickness. Meanwhile, a thin film of SiO_2 is deposited onto the bonding side of the AlGaAs epitaxial structure via atomic layer deposition (ALD), followed by the application of the same adhesion promoter. The two materials are at this point superimposed one to the other, facing the treated sides. By heating up the system and applying a compressive force, the polymerization of the BCB turns it from liquid phase into a rigid bond between the two structures. The GaAs substrate is then selectively removed using an acid solution, and AlGaAs waveguides are patterned via e-beam lithography and etched by ICP-RIE, in alignment with the silicon waveguides beneath. An SEM image of the section belonging to the coupling region – where the two waveguides overlap – of the resulting device is shown in Fig. 1b.

The coupling design and the fabrication process are first validated by measuring the transmitted optical power in the telecom range, using a linearly polarized CW laser. Considering the estimated injection and collection efficiency, waveguide facet reflectivities (numerically simulated with a commercial FDTD solver) and optical losses, we can retrieve the actual mode coupling efficiency (Supp. Mat). The transmission spectra, centered at different wavelengths, present a FWHM > 70 nm for both TE and TM polarizations, thus validating our coupling design.

Second harmonic generation (SHG) measurements are then carried out to investigate the nonlinear response of the hybrid device and precisely determine the experimental resonance frequencies. A CW telecom laser beam is injected into the silicon waveguide through a microscope objective; the SHG signal, at NIR wavelength, is collected from the AlGaAs waveguide through a second microscope objective and measured within a synchronous detection scheme. The input beam is linearly polarized at 45° so as to excite both type 0 and type 2 processes. The result, displayed in Fig. 2d, shows that both nonlinear processes are retrieved on the same chip with comparable efficiencies, and with resonance wavelengths in the expected spectral range.

GENERATION OF ENERGY-TIME ENTANGLED PHOTON PAIRS FROM THE HYBRID DEVICE

We now turn to the experiments in the quantum regime, to demonstrate the generation of photon pairs from the hybrid device and assess the quality of the produced quantum state. As sketched in Fig. 2a, a linearly polarized narrowband CW laser (*TOPTICA*) is coupled to the AlGaAs waveguide by means of a microscope objective. Photon pairs generated by SPDC and transferred into the silicon waveguide are collected from the latter using a second microscope objective, filtered by a long-pass filter (cut-off wavelength 1500 nm, 70 dB rejection) and sent to either a 50/50 beam splitter (BS – for the type 0 process) or to a polarizing BS (PBS – for type 2). SPDC photons are finally detected with superconducting nanowire single-photon detectors (SNSPD) connected to a time-to-digital converter (TDC), as shown in Fig. 2b.

We define the internal pair generation rate (PGR) for the hybrid device as the rate of photon pairs generated in the AlGaAs BRW and transferred to the Si waveguide; this corresponds to the available flux of photon pairs at the end of the coupling region, which is the relevant figure of merit in view of on-chip manipulation in SOI circuits. From the coincidence rates measured at the detectors, we determined this internal PGR and the coincidence-to-accidental ratio (CAR) as a function of the coupled pump power. Considering the measurement setup, the overall system loss – for both arms of the BS – is 15 dB, of which: 4 dB due to the Si waveguide transmission (losses and facet reflectivity), 6.3 dB to the collection stage, 3.7 dB to the transmission losses of the fibered components and 1 dB to the detection efficiency; additional 3 dB are included when measuring type 0 coincidences, since the two photons are separated in a non-deterministic way by a 50:50 BS. The results are shown in Fig. 2e, for the type 0 and type 2 conversion processes: a PGR higher than 10^5 pairs/s is reached in both cases, with a CAR up to 69 and 23 respectively at low pump power. The fitting curves help in visualizing the expected direct proportionality of the PGR and the inverse proportionality of the CAR with respect to the pump power.

To demonstrate the capability of the device to reject the optical pump, the same measurements were repeated without any filter at the chip output: the recorded coincidence rate is around 15% higher (due to a better collection efficiency) while the CAR is only around 30% lower (Supp. Mat.). Additional measurements (using filters with various cut-off wavelengths) allowed to determine that the decrease of CAR is mainly due to residual luminescence and noise, as most of the accidentals are spectrally distributed above the pump wavelength. The pump beam is thus filtered out with high efficiency in a simple coupling design, without requiring dedicated filters (off- or on-chip), representing an interesting asset compared to alternative recent

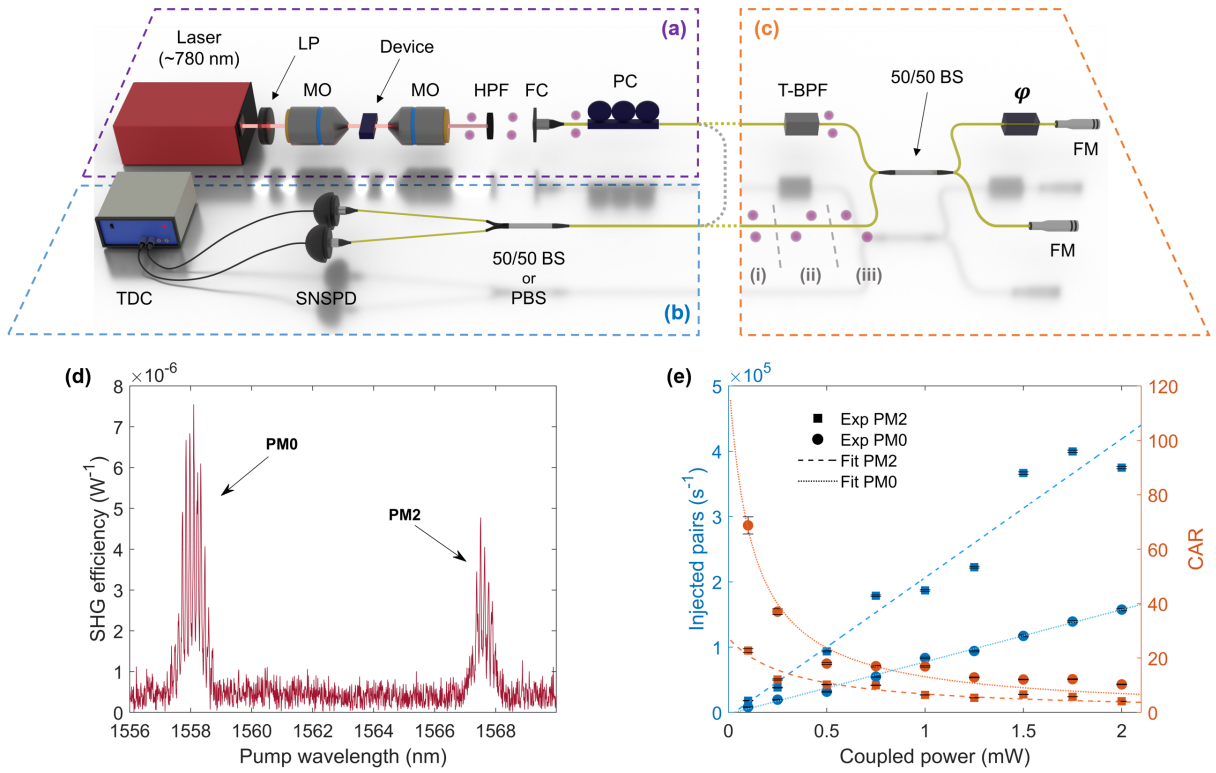


FIG. 2. (a,b,c): Sketch of the experimental setup, showing (a) the generation and collection, (b) detection and counting, and (c) Franson interferometer parts of the experiment. Photons produced in (a) are directly sent to (b) for the PGR/CAR measurement (dotted grey connection); (c) is used for the quantum interference measurement (dotted yellow connections). [LP: linear polarizer; MO: microscope objective; HPF: high-pass filter; FC: fiber collimator; PC: polarization controller; T-BPF: tunable band-pass filter; (P)BS: (polarizing) beam splitter; FM: Faraday mirror; SNSPD: superconductive nanowire single-photon detector; TDC: time-to-digital converter.] (d) Measured type 0 and type 2 SHG efficiency in the hybrid device (normalized by the power injected in the silicon waveguide), as a function of the input laser wavelength. (e) Measured internal PGR (in blue) and CAR (in orange) as a function of the coupled optical power: circles for type 0, squares for type 2 phase-matching (PM) process. Curve fittings help visualizing the expected trends.

demonstrations [20, 33, 34].

We now turn to characterizing the spectral properties of the produced biphoton state. The joint spectral intensity (JSI) of the photons generated in the AlGaAs Bragg-reflection waveguide ($\mathcal{C}_{BRW}(\omega_s, \omega_i)$) can be numerically simulated by solving the phase-matching condition for a given conversion process and spectral distribution of the optical pump [35]. Assuming a perfectly monochromatic pump, the JSI can be expressed as a function of the signal frequency only. After the mode transfer from the AlGaAs to the SOI waveguide, this marginal JSI $\mathcal{C}(\omega_s)$ can then be written as:

$$\mathcal{C}^x(\omega_s) = \mathcal{C}_{BRW}^x(\omega_s) \cdot T_u(\omega_s) \cdot T_v(\omega_p - \omega_s), \quad (2)$$

where x is the phase-matching (PM) type (0 or 2), $T(\omega)$ the device transmission at frequency ω , u and v are the mode polarizations, and we have used that $\omega_i = \omega_p - \omega_s$. For type 0 PM, $u = v = \text{TM}$; for type 2 PM, due to modal birefringence two JSI curves are available, according to the polarization u assigned to the signal photon. The two curves are symmetric with respect to the degeneracy frequency ($\omega_p/2$), as a

consequence of the energy conservation. In Fig. 3 we show the calculated \mathcal{C} (plain lines) as a function of the signal wavelength for type 0 (a) and type 2 (b) processes; note that the cavity effects on the transmission spectra were averaged out, for consistency with the experimental measurement. On the same figure, the experimental profiles of \mathcal{C} are also displayed (points). These data were retrieved using the setup in Fig. 2b: by adding a wavelength-tunable 2 nm band-pass filter on one arm of the (P)BS used to separate the photon pairs, we select the wavelength of the signal photon, and hence that of the idler photon due to their strict correlation in frequency. For type 2 SPDC (Fig. 3b) the wavelength offset between TE and TM photons is mainly due to the polarization-dependence of the transmission spectra of the adiabatic coupler (Supp. Mat.). The results show good agreement between the expected and measured marginal JSI curves: this represents a useful tool to analyse the impact of the device conception and fabrication over the produced biphoton state.

Finally, the non-classicality of the biphoton state emitted by the hybrid device is demonstrated via an

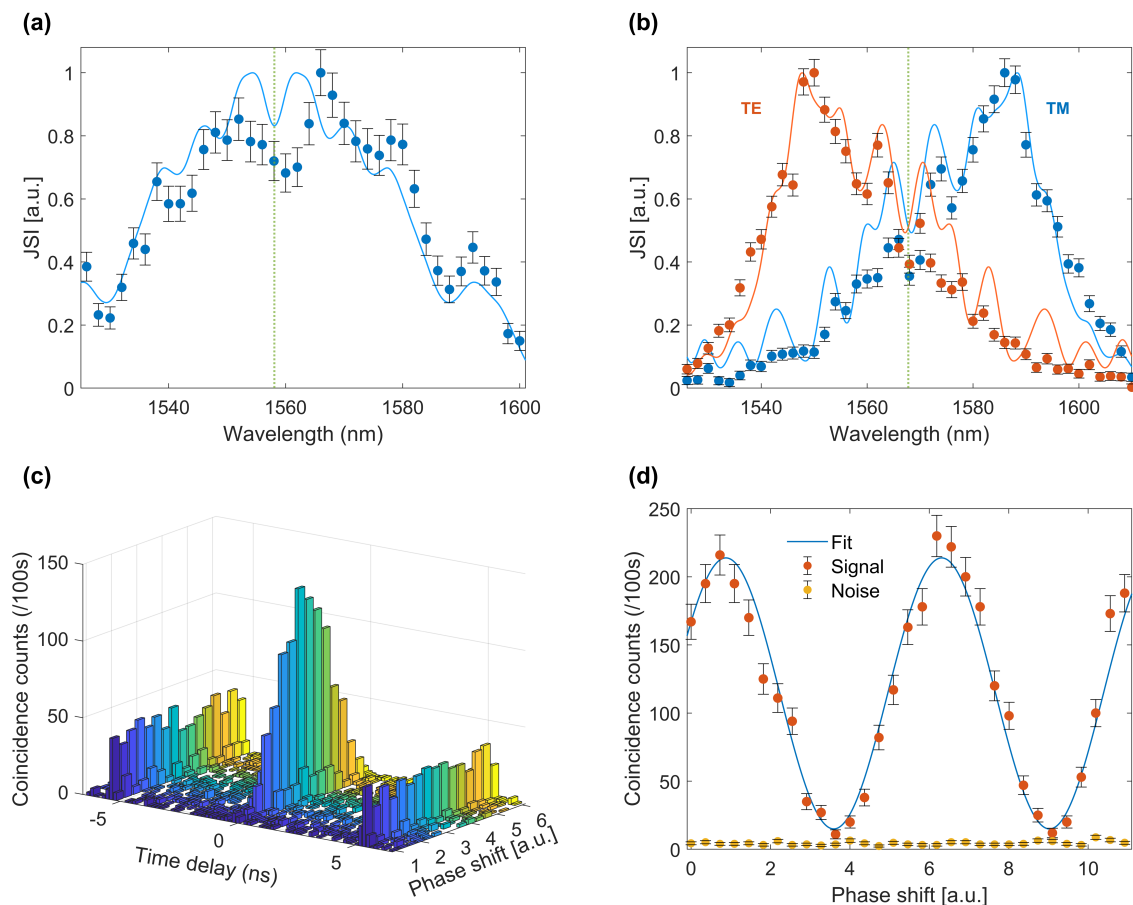


FIG. 3. Calculated (plain lines) and measured (points) marginal JSI for (a) type 0 and (b) type 2 transmitted photon pairs; green vertical lines indicate the SPDC degeneracy wavelengths. (c) Recorded coincidence histograms and (d) detail on the central peak as a function of the phase shift for a Franson interferometry measurement.

energy-time entanglement measurement, using a fibered Franson interferometer in the folded configuration [36, 37], as sketched in Fig. 2c. The unbalanced interferometer is composed of a short (s) and a long (l) arm, with Faraday mirrors (FM) at their edges to compensate for the polarization rotations occurring within the fibers. The two photons of the pair entering the 50:50 BS can either take different paths (cases (ii) and (iii), $|s_s\rangle|l_i\rangle$ or $|l_s\rangle|s_i\rangle$) or the same one (case (i), $|s_s\rangle|s_i\rangle$ or $|l_s\rangle|l_i\rangle$). In the coincidence measurement on the output signal, shown in Fig. 3c for the type 2 SPDC process, the lateral peaks correspond to the two states belonging to cases (ii) and (iii), while the central peak corresponds to the ones of case (i). The latter peak thus results from the quantum interference of the post-selected state

$$|\psi\rangle = \frac{1}{\sqrt{2}} (|s_s\rangle|s_i\rangle + e^{i4\varphi}|l_s\rangle|l_i\rangle), \quad (3)$$

where φ is the controllable phase shift. A 20 nm-large band-pass filter centered at the degeneracy wavelength is placed at the input of the interferometer, in order to narrow the signal bandwidth. This reduces the detrimental contribution of the chromatic dispersion

of the interferometer fibers, which introduces a distinguishability between the interfering states that affects the entanglement quality. By changing the phase φ with a piezoelectric fiber stretcher, an interference pattern is produced in the central peak, as highlighted in Fig. 3d, whose visibility quantifies the energy-time entanglement. We obtained a net visibility of $(93.8 \pm 3.1)\%$ for type 0 and of $(92.7 \pm 1.7)\%$ for type 2 SPDC processes, corresponding to a violation of the Bell inequalities by 7.4 and 12.9 standard deviations respectively [38], demonstrating the high entanglement quality of the produced photons and establishing the potentiality of this hybrid device in view of quantum information applications. Even better visibilities (up to 99%) are obtained upon 5 nm spectral filtering. These results are consistent with the calculated effect of the interferometer chromatic dispersion on the measured visibility.

SUMMARY AND CONCLUSION

In conclusion, we have demonstrated an hybrid III-V/Silicon quantum photonic device combining the SPDC

generation of photon pairs into an AlGaAs waveguide and their vertical routing to a silicon-on-insulator circuitry, thanks to an adiabatic coupling scheme handling both polarization states. This allows the on-chip generation of broadband (> 40 nm) telecom photons by type 0 and type 2 SPDC from the hybrid device at room temperature, while the pump beam is strongly rejected without the need for off-chip filtering. Two-photon interference demonstrates the high energy-time entanglement of the produced quantum state, opening the way to diverse applications in quantum information.

In the future, the performances of the demonstrated hybrid device could be further improved by optimizing the design (e.g. using a more complex taper shape) and fabrication process (to gain an even better control over the geometric parameters) to reach a stronger and more polarization-independent coupling of the SPDC photons from the AlGaAs to the Silicon waveguides. We anticipate that a PGR of 0.6×10^6 pairs/s for type 0 and 2×10^6 pairs/s for type 2 is readily accessible by such improvements. Beyond this, a next promising development is the implementation of the on-chip electrical pumping of the source by monolithically integrating a PIN laser diode into the AlGaAs Bragg-reflection waveguide [39] part of the device. This would lead to room-temperature, compact and portable photonic chips enabling the electrical injection of photon pairs into high-quality silicon circuits, opening promising avenues for real-world applications in quantum information.

Among the envisioned perspectives, the polarization versatility of our hybrid device is a key asset for protocols based on the polarization degree of freedom. Indeed, AlGaAs Bragg-reflection sources enable the generation of polarization-entangled photon pairs with high fidelity [24, 40] which, given the very low modal birefringences of both the AlGaAs and SOI parts of the hybrid device ($\Delta n/n < 1\%$), could be used directly at the chip output, circumventing the usual need of compensating for the group delay between orthogonally polarized photons and opening the way to applications e.g. in multi-user quantum communication networks [24, 41]. In parallel, the large and continuous emission bandwidth of our hybrid source (> 40 nm) could be exploited for diverse applications, to enable high-dimensional quantum information processing tasks [20, 42–44] or to emulate continuous-variable based protocols, thanks to the direct analogy between the time-frequency variables of a photon pair and the continuous variables of a multiphoton mode of the electromagnetic field [45, 46]. These two features (polarization versatility and large-bandwidth continuous spectrum), together with the simple and direct pump filtering process in our device, constitute a distinctive asset compared to hybrid or monolithic silicon circuits based on microring SFWM sources [20, 33, 34, 47]. Both degrees of freedom can also be combined to generate hybrid polarization-

frequency entangled photons [48] or hyperentangled photon pairs [49, 50], opening perspectives e.g. in the field of quantum communication to improve bit rates and resilience to noise [51, 52]. Notably, in the continuity of our demonstration these advanced protocols could be realized on-chip thanks to the maturity of the used silicon-on-insulator platform, providing access to a wide array of already demonstrated functionalities such as Mach-Zehnder interferometers, polarizing beam splitters, filters or modulators [4]. Combined with the possibility of electrical injection, this opens up the perspective of compact and standalone III-V/Silicon photonic circuits merging the assets of both platforms to progress towards out-of-the-lab implementations of quantum information protocols.

Funding/Acknowledgments

We thank M. and D. Karr-Ducci for their graphical input, the CIFRE PhD fundings of J. Schuhmann and L. Lazzari with STMicroelectronics, the french RENATECH Network, C. Sciancalepore from SOITEC for providing the SOI wafers, the Plan France 2030 through the projects ANR-22-PETQ-0006 and ANR-22-PETQ-0011, the Paris Ile-de-France Region in the framework of DIM SIRTEQ through the Projects Paris QCI and STARSHIP, the Ville de Paris Emergence LATTICE project.

* These authors contributed equally to this work.

† Corresponding author: florent.baboux@u-paris.fr

- [1] F. Flamini, N. Spagnolo, and F. Sciarrino, Photonic quantum information processing: a review, *Reports on Progress in Physics* **82**, 016001 (2018).
- [2] J. Wang, F. Sciarrino, A. Laing, and M. G. Thompson, Integrated photonic quantum technologies, *Nature Photonics* **14**, 273 (2020).
- [3] E. Pelucchi, G. Fagas, I. Aharonovich, D. Englund, E. Figueroa, Q. Gong, H. Hannes, J. Liu, C.-Y. Lu, N. Matsuda, J.-W. Pan, F. Schreck, F. Sciarrino, C. Silberhorn, J. Wang, and K. D. Jöns, The potential and global outlook of integrated photonics for quantum technologies, *Nature Reviews Physics* **4**, 194 (2022).
- [4] J. W. Silverstone, J. Wang, D. Bonneau, P. Sibson, R. Santagati, C. Erven, J. O’Brien, and M. Thompson, Silicon quantum photonics, *2016 International Conference on Optical MEMS and Nanophotonics* **1**, 1 (2016).
- [5] C. P. Dietrich, A. Fiore, M. G. Thompson, M. Kamp, and S. Höfling, GaAs integrated quantum photonics: Towards compact and multi-functional quantum photonic integrated circuits, *Laser & Photonics Reviews* **10**, 870 (2016).
- [6] O. Alibart, V. D’Auria, M. De Micheli, F. Doutre, F. Kaiser, L. Labonté, T. Lunghi, É. Picholle, and S. Tanzilli, Quantum photonics at telecom wavelengths based on lithium niobate waveguides, *Journal of Optics* **18**, 104001 (2016).

- [7] A. W. Elshaari, W. Pernice, K. Srinivasan, O. Benson, and V. Zwiller, Hybrid integrated quantum photonic circuits, *Nature Photonics* **14**, 285 (2020).
- [8] J.-H. Kim, S. Aghaieimibodi, J. Carolan, D. Englund, and E. Waks, Hybrid integration methods for on-chip quantum photonics, *Optica* **7**, 291 (2020).
- [9] S. Y. Siew, B. Li, F. Gao, H. Y. Zheng, W. Zhang, P. Guo, S. W. Xie, A. Song, B. Dong, L. W. Luo, C. Li, X. Luo, and G.-Q. Lo, Review of silicon photonics technology and platform development, *Journal of Lightwave Technology* **39**, 4374 (2021).
- [10] F. Baboux, G. Moody, and S. Ducci, Nonlinear integrated quantum photonics with AlGaAs, *Optica* **10**, 917 (2023).
- [11] D. Liang and J. E. Bowers, Recent progress in lasers on silicon, *Nature Photonics* **4**, 511 (2010).
- [12] M. Davanco, J. Liu, L. Sapienza, C.-Z. Zhang, J. V. D. M. Cardoso, V. Verma, R. Mirin, S. W. Nam, L. Liu, and K. Srinivasan, Heterogeneous integration for on-chip quantum photonic circuits with single quantum dot devices, *Nature Communications* **8**, 1 (2017).
- [13] P. Yue, X. Dou, H. Wang, B. Ma, Z. Niu, and B. Sun, Single photon emissions from InAs/GaAs quantum dots embedded in GaAs/SiO₂ hybrid microdisks, *Optics Communications* **411**, 114 (2018).
- [14] A. Osada, Y. Ota, R. Katsumi, M. Kakuda, S. Iwamoto, and Y. Arakawa, Strongly coupled single-quantum-dot-cavity system integrated on a CMOS-processed silicon photonic chip, *Phys. Rev. Applied* **11**, 024071 (2019).
- [15] I. E. Zadeh, A. W. Elshaari, K. D. Jöns, A. Fognini, D. Dalacu, P. J. Poole, M. E. Reimer, and V. Zwiller, Deterministic integration of single photon sources in silicon based photonic circuits, *Nano Letters* **16**, 2289 (2016).
- [16] J.-H. Kim, S. Aghaieimibodi, C. J. Richardson, R. P. Leavitt, D. Englund, and E. Waks, Hybrid integration of solid-state quantum emitters on a silicon photonic chip, *Nano Letters* **17**, 7394 (2017).
- [17] J. Belhassen, F. Baboux, Q. Yao, M. Amanti, I. Favero, A. Lemaître, W. Kolthammer, I. Walmsley, and S. Ducci, On-chip III-V monolithic integration of heralded single photon sources and beamsplitters, *Applied Physics Letters* **112**, 071105 (2018).
- [18] H. Chen, S. Auchter, M. Prilmüller, A. Schlager, T. Kauten, K. Laiho, B. Pressl, H. Suchomel, M. Kamp, S. Höfling, *et al.*, Time-bin entangled photon pairs from Bragg-reflection waveguides, *APL Photonics* **3**, 080804 (2018).
- [19] A. Brodutch, R. Marchildon, and A. S. Helmy, Dynamically reconfigurable sources for arbitrary Gaussian states in integrated photonics circuits, *Optics Express* **26**, 17635 (2018).
- [20] H. Mahmudlu, R. Johanning, A. van Rees, A. K. Kashi, J. P. Epping, R. Haldar, K.-J. Boller, and M. Kues, Fully on-chip photonic turnkey quantum source for entangled qubit/qudit state generation, *Nature Photonics* **17**, 518 (2023).
- [21] P. Yeh and A. Yariv, Bragg reflection waveguides, *Optics Communications* **19**, 427 (1976).
- [22] F. Appas, O. Meskine, A. Lemaître, M. Morassi, F. Baboux, M. I. Amanti, and S. Ducci, Nonlinear quantum photonics with algaas bragg-reflection waveguides, *Journal of Lightwave Technology* **40**, 7658 (2022).
- [23] G. Maltese, M. Amanti, F. Appas, G. Sinnl, A. Lemaître, P. Milman, F. Baboux, and S. Ducci, Generation and symmetry control of quantum frequency combs, *npj Quantum Information* **6**, 13 (2020).
- [24] F. Appas, F. Baboux, M. Amanti, A. Lemaître, F. Boitier, E. Diamanti, and S. Ducci, Flexible entanglement-distribution network with an AlGaAs chip for secure communications, *npj Quantum Information* **7**, 1 (2021).
- [25] K. Bücher, J. Bruns, and H. G. Wagemann, Absorption coefficient of silicon: An assessment of measurements and the simulation of temperature variation, *Journal of Applied Physics* **75**, 1127 (1994).
- [26] X. Sun, H.-C. Liu, and A. Yariv, Adiabaticity criterion and the shortest adiabatic mode transformer in a coupled-waveguide system, *Optics Letters* **34**, 280 (2009).
- [27] Y. Fu, T. Ye, W. Tang, and T. Chu, Efficient adiabatic silicon-on-insulator waveguide taper, *Photonics Research* **2**, A41 (2014).
- [28] S. Keyvaninia, G. Roelkens, D. Van Thourhout, C. Jany, M. Lamponi, A. Le Liepvre, F. Lelarge, D. Make, G. Duan, D. Bordel, and J. Fedeli, Demonstration of a heterogeneously integrated iii-v/soi single wavelength tunable laser, *Opt. Express* **21**, 3784 (2013).
- [29] Y.-S. Tang, H.-C. Chen, Y. T. Kho, Y.-S. Hsieh, Y.-J. Chang, and K.-N. Chen, Investigation and optimization of ultrathin buffer layers used in Cu/Sn eutectic bonding, *IEEE Transactions on Components, Packaging and Manufacturing Technology* **8**, 1225 (2018).
- [30] Y. Alaskar, S. Arafin, D. Wickramaratne, M. Zurbuchen, L. He, J. McKay, Q. Lin, M. Goorsky, R. Lake, and K. Wang, Towards van der waals epitaxial growth of GaAs on Si using a graphene buffer layer, *T. Adv. Funct. Mater.* **24**, 6629 (2014).
- [31] B. Haq, S. Kumari, K. Van, J. Zhang, A. Gocalinska, E. Pelucchi, B. Corbett, and G. Roelkens, Micro-transfer-printed III-V-on-Silicon C-band semiconductor optical amplifiers, *Laser & Photonics Reviews* **14**, 1900364 (2020).
- [32] G. Crosnier, D. Sanchez, S. Bouchoule, P. Monnier, G. Beaudoin, I. Sagnes, R. Raj, and F. Raineri, Hybrid indium phosphide-on-silicon nanolaser diode, *Nature Photonics* **11**, 297 (2017).
- [33] F. A. Sabattoli, L. Gianini, A. Simbula, M. Clementi, A. Fincato, F. Boeuf, M. Liscidini, M. Galli, and D. Bajoni, A silicon source of frequency-bin entangled photons, *Opt. Lett.* **47**, 6201 (2022).
- [34] D. Oser, S. Tanzilli, F. Mazeas, C. Alonso-Ramos, X. Le Roux, G. Sauder, X. Hua, O. Alibart, L. Vivien, É. Cassan, *et al.*, High-quality photonic entanglement out of a stand-alone silicon chip, *npj Quantum Information* **6**, 31 (2020).
- [35] G. Maltese, M. I. Amanti, F. Appas, G. Sinnl, A. Lemaître, P. Milman, F. Baboux, and S. Ducci, Generation and symmetry control of quantum frequency combs, *npj Quantum Information* **6** (2020).
- [36] J. D. Franson, Bell inequality for position and time, *Physical Review Letters* **62**, 2205 (1989).
- [37] R. T. Thew, S. Tanzilli, W. Tittel, H. Zbinden, and N. Gisin, Experimental investigation of the robustness of partially entangled qubits over 11 km, *Physical Review A* **66**, 062304 (2002).
- [38] W. Tittel, J. Brendel, N. Gisin, and H. Zbinden, Long-distance bell-type tests using energy-time entangled photons, *Physical Review A* **59**, 4150 (1999).
- [39] F. Boitier, A. Orioux, C. Autebert, A. Lemaître, E. Galopin, C. Manquest, C. Sirtori, I. Favero, G. Leo, and S. Ducci, Electrically injected photon-pair source at room temperature, *Phys. Rev. Lett.* **112**, 183901 (2014).

- [40] D. Kang, A. Anirban, and A. S. Helmy, Monolithic semiconductor chips as a source for broadband wavelength-multiplexed polarization entangled photons, *Optics Express* **24**, 15160 (2016).
- [41] S. Wengerowsky, S. K. Joshi, F. Steinlechner, H. Hübel, and R. Ursin, An entanglement-based wavelength-multiplexed quantum communication network, *Nature* **564**, 225 (2018).
- [42] M. Kues, C. Reimer, P. Roztocki, L. R. Cortés, S. Sciara, B. Wetzl, Y. Zhang, A. Cino, S. T. Chu, B. E. Little, *et al.*, On-chip generation of high-dimensional entangled quantum states and their coherent control, *Nature* **546**, 622 (2017).
- [43] C. Reimer, S. Sciara, P. Roztocki, M. Islam, L. R. Cortés, Y. Zhang, B. Fischer, S. Loranger, R. Kashyap, A. Cino, *et al.*, High-dimensional one-way quantum processing implemented on d-level cluster states, *Nature Physics* **15**, 148 (2019).
- [44] P. Imany, J. A. Jaramillo-Villegas, M. S. Alshaykh, J. M. Lukens, O. D. Odele, A. J. Moore, D. E. Leaird, M. Qi, and A. M. Weiner, High-dimensional optical quantum logic in large operational spaces, *npj Quantum Information* **5**, 1 (2019).
- [45] A. F. Abouraddy, T. Yarnall, B. E. Saleh, and M. C. Teich, Violation of Bell's inequality with continuous spatial variables, *Phys. Rev. A* **75**, 052114 (2007).
- [46] E. Descamps, N. Fabre, A. Keller, and P. Milman, Quantum metrology using time-frequency as quantum continuous variables: Resources, sub-shot-noise precision and phase space representation, *Phys. Rev. Lett.* **131**, 030801 (2023).
- [47] J. W. Silverstone, D. Bonneau, K. Ohira, N. Suzuki, H. Yoshida, N. Iizuka, M. Ezaki, C. M. Natarajan, M. G. Tanner, R. H. Hadfield, *et al.*, On-chip quantum interference between silicon photon-pair sources, *Nature Photonics* **8**, 104 (2014).
- [48] S. Francesconi, A. Raymond, R. Duhamel, P. Filloux, A. Lemaître, P. Milman, M. I. Amanti, F. Baboux, and S. Ducci, On-chip generation of hybrid polarization-frequency entangled biphoton states, submitted to *Photonics Research* (2022).
- [49] P. G. Kwiat, Hyper-entangled states, *Journal of Modern Optics* **44**, 2173 (1997).
- [50] Z. Xie, T. Zhong, S. Shrestha, X. Xu, J. Liang, Y.-X. Gong, J. C. Bienfang, A. Restelli, J. H. Shapiro, F. N. Wong, *et al.*, Harnessing high-dimensional hyperentanglement through a biphoton frequency comb, *Nature Photonics* **9**, 536 (2015).
- [51] F. Steinlechner, S. Ecker, M. Fink, B. Liu, J. Bavaresco, M. Huber, T. Scheidl, and R. Ursin, Distribution of high-dimensional entanglement via an intra-city free-space link, *Nature Communications* **8**, 1 (2017).
- [52] J.-H. Kim, Y. Kim, D.-G. Im, C.-H. Lee, J.-W. Chae, G. Scarcelli, and Y.-H. Kim, Noise-resistant quantum communications using hyperentanglement, *Optica* **8**, 1524 (2021).