

“MXenes: THE KEY TO UNLOCKING THE POTENTIAL METAL-ION BATTERIES- REVIEW”

N. MIRZAIIE DIZAJI¹

¹ *School of Materials Science and Engineering, Azad University Science and Research Branch, Tehran, Iran; School of Electrical and Computer Engineering, Morgan State University, Maryland, US*

Abstract

Energy storage devices have been a highly demandable research area in both academia and industry in the last three decades. Although these innovations have the potential to be used as dominant electrochemical energy devices, steps should be taken to minimize charging time while maintaining performance, safety, and charger practicality. The most effective impediment could be the multidisciplinary engineering nature of the cell's electrochemical, structural, and thermo-kinetic perspectives, which form rapidly varying intrinsic states during the charging process. Indeed, many charging strategies fail to adapt to such rapid variations and are based on predefined parameters that enforce and aggregate stress on these devices and reduce their lifespan. The invention of 2D materials has opened a new horizon of possibilities for advanced electrochemical energy storage and conversion applications. MXenes have recently emerged as a new candidate for many applications in energy storage, electromagnetic shielding, communication, smart textiles, and even medicine. Since their first discovery in 2011, they have gathered increasingly considerable interest owing to their unique physical, chemical, and mechanical properties, tunable composition, and surface chemistry. The use of MXenes in batteries was the first application explored by Drexel researchers. MXenes offer high rates and high power advantages compared to other electrochemical energy storage materials; however, large-volume commercial use of these materials would be challenging. Even though much scientific literature has been devoted to research on MXenes, extracting scattered information from the plethora number of journal articles is laborious. This review provides a comprehensive and in-depth overview of the research progress, synthesis, scientific challenges, and design strategies of the new MXene systems, focusing on the influences that MXenes have on the fast-charging performance of metal-ion batteries.

Keywords: MXene, Structure, Synthesis strategies, metal-ion batteries

1- Introduction

1-1-Literature Review

According to the United States (US) Environmental Protection Agency (EPA), transportation takes the largest share (27%) of all economic sectors in terms of greenhouse gas (GHG) emissions [1]. In recent years, efforts to mitigate the effects of this ecological menace have driven rapid progress in the development of energy storage devices [2-5]. Among these, novel electrochemical energy devices play a pivotal role in the future of sustainable energy and are considered to be a key feature in the successful expansion and use of e-transportation ranging from battery-powered electric bikes [6] to e-buses [7], e-trains [8], and EVs [9-11].

Batteries, fuel cells, and electrochemical supercapacitors (SCs) serve as the basis for electrochemical energy storage and conversion devices. Although these three systems rely on electrochemical processes, their charge-storage mechanisms are dissimilar, giving rise to different energy and power densities [12]. Common features are that the energy-providing processes take place at the phase boundary of the electrode/electrolyte interface and that electron and ion transport are separated. It is worth noting that batteries, fuel cells, and supercapacitors all consist of two electrodes in contact with an electrolyte solution.

In batteries and fuel cells, electrical energy generates through redox reactions that occur between electrodes and electrolytes. As reactions at the anode usually take place at lower potentials than at the cathode, the term negative and positive electrodes are used. The anode oxidizes as a current flows through the circuit, and in turn, there is a reduction at the cathode. The distinction between batteries and fuel cells is based on where energy storage and conversion occur. Batteries are self-contained systems in which the anode and cathode serve as the charge transfer medium and participate as "active masses" in the redox reaction. In other words, energy storage and conversion occur in the same compartment. Fuel cells are open systems where the anode and cathode are just charge-transfer media, and the active masses undergo the redox from the air, or a tank, for instance, fuels such as hydrogen and hydrocarbons. Energy storage (in the tank) and energy storage conversion (in the fuel cell) are thus locally separated.

In electrochemical supercapacitors, energy may not be delivered via redox reactions. A supercapacitor stores potential energy electrostatically. This is what allows the capacitor to rapidly deliver and accept a charge, in addition to tolerating exponentially more charge cycles. By the orientation of electrolyte ions at the electrolyte/electrolyte interface, so-called electrical double layers (EDLs) [13] are formed and released, which results in a parallel movement of electrons in the external wire, that is, in the energy-delivering process.

Since the invention of next-generation electrochemical energy devices (EEDs), range anxiety and the length of time required to recharge the batteries, as well as moderate energy density have been an urgent concern. As the high performance of energy storage devices has been limited by sluggish charge carrier transport, many solutions have dispersed in various directions seeking robust model-based charging optimization strategies [14-15]. The behavior of cells and packs subjected to fast charging depends on a multitude of factors spanning multiple scales from atomic to the system level, as illustrated in Figure 1 for lithium-ion batteries [16]. These factors could be categorized into two main groups: charging strategies [17-24] to improve charging performance, and new materials [25-31] to gain fast charging capabilities, high energy, and chemical-structural advancements in EED elements (electrode, electrolyte, separator). These strives have faced issues in ultimate electrochemical energy device performance, lifetime, and stability that hinder the sustainability of EED electrifications, and intensify the need for a pathway out of the barrier to boot.

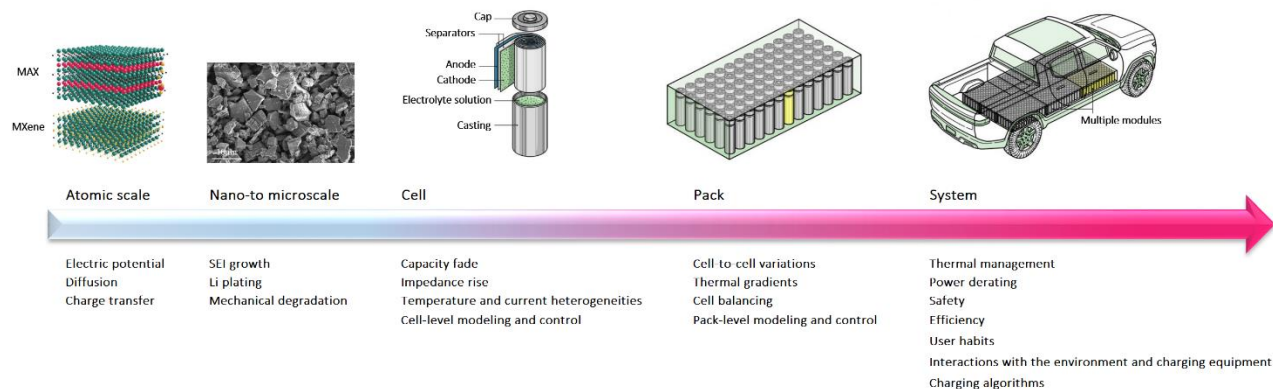


Figure 1. Principle factors affecting lithium-ion batteries fast charging performance at different scales [16,32]

One of the most difficult challenges in cell design is to choose compatible electrode and electrolyte chemistries that provide high capacities and can work effectively at a high rate. In the case of Li-ion batteries, considerable research has been undertaken to create anode materials that enable quick charging while avoiding the growth of lithium dendrites. Some well-known anode materials, such as the carbon-based alternatives (graphite, carbon nanotubes, diamonds, graphene, or graphene oxide) [33-38], metal-based composites (TiO₂ [39], lithium titanium oxide (LTO) [40-41], MnO [42-44]) and alloy composites (such as Si [45-46] and Sn [47]-based compounds) [48], have been investigated with some success.

Meanwhile, 2D materials have been considerably investigated as promising anode materials due to their high surface-to-mass ratio and unique physical and chemical properties, leading to shortened Li^+ diffusion pathways, fast electron transport, and an increased number of sites for ion storage. After the discovery of graphene in 2004 by Geim and Novoselov [49], other 2D nanomaterials were also explored and fabricated. Such 2D anode materials mainly include transition metal oxides (TMOs, such as Co_3O_4 [50-51], Fe_3O_4 [52-54], NiO [55-56], MnO_2 [57]), transition metal dichalcogenide (TMDs, such as MoS_2 , WS_2 , MoSe_2 , WSe_2 , FeS , FeS_2 , and CoS_2) [58] and the transition metal carbide/nitrides (mainly highly conductive MXenes, such as $\text{Ti}_3\text{C}_2\text{T}_x$, Ti_2CT_x , $\text{MoTi}_2\text{C}_2\text{T}_x$, $\text{Cr}_2\text{TiCZT}_x$, $\text{Nb}_4\text{C}_3\text{T}_x$, and V_2CT_x) [59-61].

A typical 2D nanomaterial has two dimensions greater than the 100 nm range and one dimension with just a few atomic layers thick (e.g., graphene and MXenes) [62-63]. These 2D materials are crystalline in nature and contain a monolayer of atoms. They exhibit low weight, unique structure, high electrical conductivity, excellent chemical stability, flexibility, and high electron mobility owing to their wide surface area, atomic thickness, and efficient in-plane covalent bond and can be metallic, semiconducting, or insulating. In addition, due to their low production cost and unique features, these 2D materials find great applications in electrochemical energy conversion and storage [64-67], biosensors and bioelectronics [68], topological insulators, optoelectronics [69], catalysis [70], functional membranes for wastewater treatment [71-72], and absorbents [73], and so on (as can be seen in Figure 2 about MXenes.)

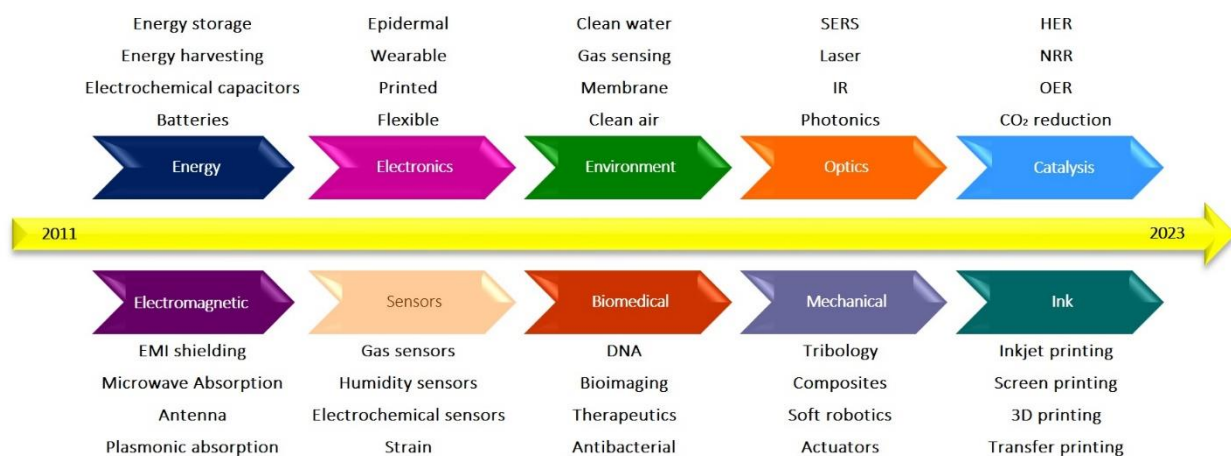


Figure 2. Major applications of MXenes that have been discovered over time

That said, the usage of these materials is beset by challenges in some applications. Take graphene as an example, which exhibits excellent mechanical strength and high mobility charge carriers, is hydrophobic and its usage in electronic devices is impeded by the shortcomings in fabricating larger areas of its sheets. These limitations have led scientists to explore alternative 2D nanomaterials. Among these various vigorously developing areas, MXenes, since their first appearance in 2011, have drawn vast attention due to their intrinsic structure and properties, imparting them particular advantages of being electrode materials in electrochemical energy storage devices [74-81]. MXenes can be derived from the corresponding laminated MAX phases that are governed by the formula $\text{M}_{n+1}\text{X}_n\text{T}_x$ ($n = 1-4$) [82-84]. These 2D transition metal carbides, nitrides, and carbonitrides possess a host of merits not available in their bulk counterparts: large surface area (due to their atomic thickness), the low energy barrier for electron transportation (because of their crystalline nature), short ion diffusion path, super hydrophilicity, high electrical conductivity (up to $24,000 \text{ S cm}^{-1}$ for $\text{Ti}_3\text{C}_2\text{T}_x$) [85-87], flexibility, and the ease of preparation [88-92].

The growing number of publications about MXene-based batteries, fuel cells, and supercapacitors demonstrates their application potential [93-100], making it desirable to provide a comprehensive overview of the development of MXenes and their application in energy storage devices. Therefore, this article aims to systematically provide readers

with up-to-date application methods for MXenes in electrochemical energy devices. In this review, we first introduce the unique structures of and synthesis strategies for MXenes. Then, we summarize their recent applications in metal-ion batteries. Finally, we highlight the outlook, pointing out the crucial yet insufficiently explored topics in the fundamental science of MXene materials. We hope that this review article helps advance the energy-storage community and further propels the future development of MXenes for energy conversion and storage.

1-2-Structures of MXenes

Being provided with extraordinary electronic, optical, mechanical, and thermal properties, two-dimensional (2D) materials have brought enormous attention from the scientific community because of their wide spectrum of application domains. Since the successful exfoliation of 2D graphene nanosheets from bulk graphite [101], various 2D materials, including transition metals dichalcogenides, boron nitrides, layered double hydroxides, and black phosphorus, have successfully developed. In this regard, MXenes are versatile materials with adjustable and unique structures that have experienced a proportionate expansion in their synthesis methods thanks to their rich surface chemistry during the past decade.

As a class of 2D inorganic compounds, MXenes are the denomination of transition metal carbides, nitrides, or carbonitrides with a thickness of only several atomic layers. MXenes are commonly obtained by chemical delamination of ternary (or quaternary) compounds known as MAX phases as precursors. The MAX phase is the main parent of more than 100 different kinds of metal carbides or/and nitrides, which defined stoichiometry as $M_{n+1}AX_n$, with $n = 1, 2, \text{ or } 3$, in which “M” is a d-block early transition metal, and “A” represents main group elements (mainly group 13 and group 14) of the periodic table (e.g. Al, Si, Ge, or Sn) and “X” is carbon, nitrogen, or both [102], as presented in Figure 3. The MAX phase is a 3D crystal structure formed by the bonding and stacking of 2D layered structures. In the MAX phase, the deformed octahedron composed of $[XM_6]$ extends laterally in an edge-sharing configuration to form “M-X” layer structures. The “A” layers are located on both sides of the “M-X” structures with metal bonds between the “A” and “M” atoms. M-A bonds and inter-atomic A-A bonds with metallic properties are weaker than M-X bonds with ionic-covalent-metallic contributions, so the 2D layered materials, which are thereafter called MXenes, are produced by removing the “A” layers from the MAX phase. In most cases, a solution containing hydrofluoric acid is used to selectively etch the “A” element (usually Al and Ga) to synthesize MXenes. Therefore, MXenes have a general formula $M_{n+1}X_nT_x$ ($n = 1, 2, 3, \text{ or } 4$), where “M” is the early transition metal (such as Sc, Ti, Zr, Hf, V, Nb, Ta, Cr, Mo, and others), “X” is carbon and/or nitrogen, and “T” represents surface terminations (e.g. hydroxyl “-OH”, oxygen “-O”, fluorine “-F”, halogens, chalcogens or their mixtures, denoted as T_x) derived from the synthesis procedure [103,84]. MXenes have the representative structures of M_2XT_x , $M_3X_2T_x$, and $M_4X_3T_x$, in which the n -layer of the “X” element is covered by the $n+1$ layer of “M” and abundant surface terminations. Since the first discovery of the $Ti_3C_2T_x$ compound, more than 30 different configurations of MXenes have already been successfully synthesized, and more than 100 stoichiometrical compositions have been predicted theoretically.

The variety of chemistry associated with the element “M” makes MXenes suitable for various applications. For example, Ying et al. pointed out that V-based MXenes as transparent conductors are more than twice as transparent as their Ti-based counterparts, which makes them candidate materials for solar cells [104]. Moreover, Chen et al. suggested that V_2CT_x MXenes are promising anode materials for aqueous energy storage devices, thanks to their intriguing electrochemical performance, especially the ultra-long cycling life [105]. Nb-based MXenes have emerged as proper materials for energy, biomedical, laser, electromagnetic, and microwave shielding applications due to their unique properties, such as excellent conductivity, specificity in metallic properties, ultrafast photonic and optoelectronic characteristics, high photothermal stability, and biocompatibility [106-109]. Both V and Nb-based MXenes demonstrate an excellent capability to handle high charge-discharge rates in Li-ion Batteries [110-112].

On the other hand, based on density functional theory (DFT) calculations, MXenes with different components of “X” show different characteristics. For instance, Zhang et al. claimed that transition metal carbides have larger lattice constants, monolayer thicknesses, and structural stability than their nitride counterparts. In contrast, the latter have active surface chemistry, higher Young’s modulus, and electrical conductivity [113].



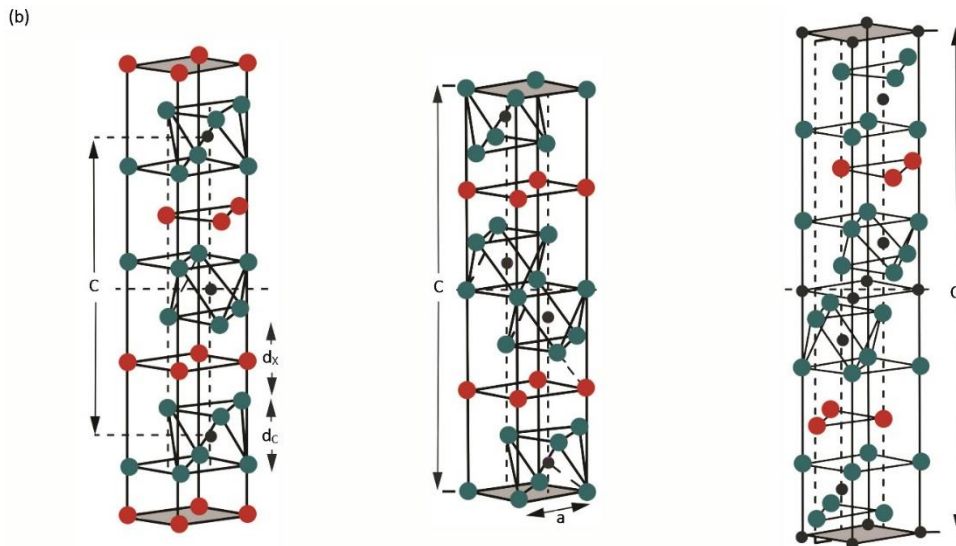
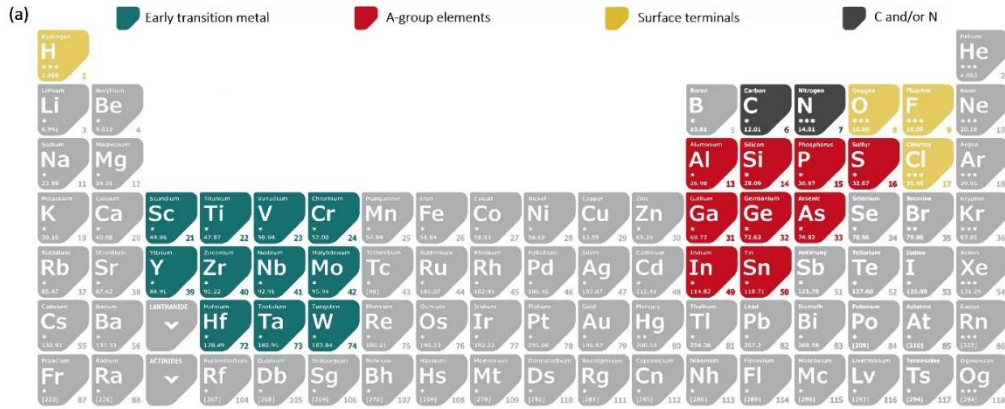


Figure 3. (a) Periodic table showing elements from which MAX and MXene phases are composed, (b) Unit cells of 211, 312, and 413 MAX phases (respectively from left to right.) [91] (c) Atomistic design of MAX phases, (d) Selective etching process of the A-group layers to form MXenes [114]

In addition, the surface terminations, which are introduced during MXene synthesis, affect the adsorption and diffusion behaviors of metal ions on the surface, and the interlayer spacing based on their atomic size, and structural stabilization thanks to saturating the nonbonding valence electrons of transition metal by their low-energy orbitals [115]. As a result, they have a potential impact to control MXenes' electronic [116], mechanical and structural characteristics. Bao et al. mentioned that among terminations, O, S, and N are suitable for the energy storage performance of MXenes, while OH and F are not [117]. Khazaei and his group suggested that without termination, all the MXenes are metallic. However, upon surface functionalization, most M_2C MXenes become semiconductors [118]. This crucial impact makes researchers investigate new materials. For example, Peng et al. represented that the introduction of amino terminated groups on the MXene surface results in excellent electromagnetic interference shielding effectiveness, and improved mechanical properties due to the covalent bonds in the MXene- NH_2 polymer composite film [119]. Thomas et al. reported that surface terminations can alter the Fermi level and the associated electron transfer, and therefore, they can play an important role in the work function of MXenes. He claimed that the presence of localized electron states at and around the Fermi level, and subsequently the creation of a high charge density near it, can result in relatively high quantum capacitance [120].

2- Synthesis procedure

2-1-Synthetic strategies for MXenes

MXenes' distinctive properties derive from the unusual combination of ceramic and metallic behaviors: like ceramics, MAX phases present low density, high hardness, and excellent corrosion resistance; on the other hand, similar to metallic materials, they have high thermal and electrical conductivities and good machinability. These outstanding properties result from the primary bonds: while M-X bonds have a mix of ionic, metallic, and covalent, M-A ones are purely metallic. As opposed to other 2D or 3D materials, such as graphene and transition metal dichalcogenides, that are linked via weak Van der Waals interactions, MAX phases are held together by robust bonds that make them resistant to cleavage through mechanical methods such as shearing. Thus, for the first time, the chemical exfoliation approach made possible the synthesis of 2D materials (MXenes) from layered solids with strong primary bonds (MAX phases). Although MXenes show superior features, their performance may be influenced by external factors such as MAX materials, MXene synthesis conditions, surface functionalities, post-etching treatment, sonication, storage environment, and defect density. As a result, it is crucial to be careful to control factors that maintain the high capability of MXenes for dedicated applications.

So far, two main synthetic strategies for 2D MXenes have been reported: top-down and bottom-up. The top-down strategy refers to the exfoliation of bulk precursors by selectively etching the MAX phase to produce monolayer or multilayer films [121]. The used etching solution usually consists of fluoride ions, such as hydrofluoric acid (HF), ammonium hydrogen fluoride (NH_4HF_2), or a mixture of hydrochloric acid (HCl) and lithium fluoride (LiF). A typical example is selectively removing the Al atoms in Ti_3AlC_2 to form $Ti_3C_2T_x$, with the aid of aqueous hydrofluoric acid (HF), at room temperature. The latter strategy involves methods, such as chemical vapor depositions (CVD) [122], which show a movement from atoms to a layered structure. Figure 4 depicts the timeline of the evolution of some MXene synthesis strategies, which truly witnesses significant advances in this field.

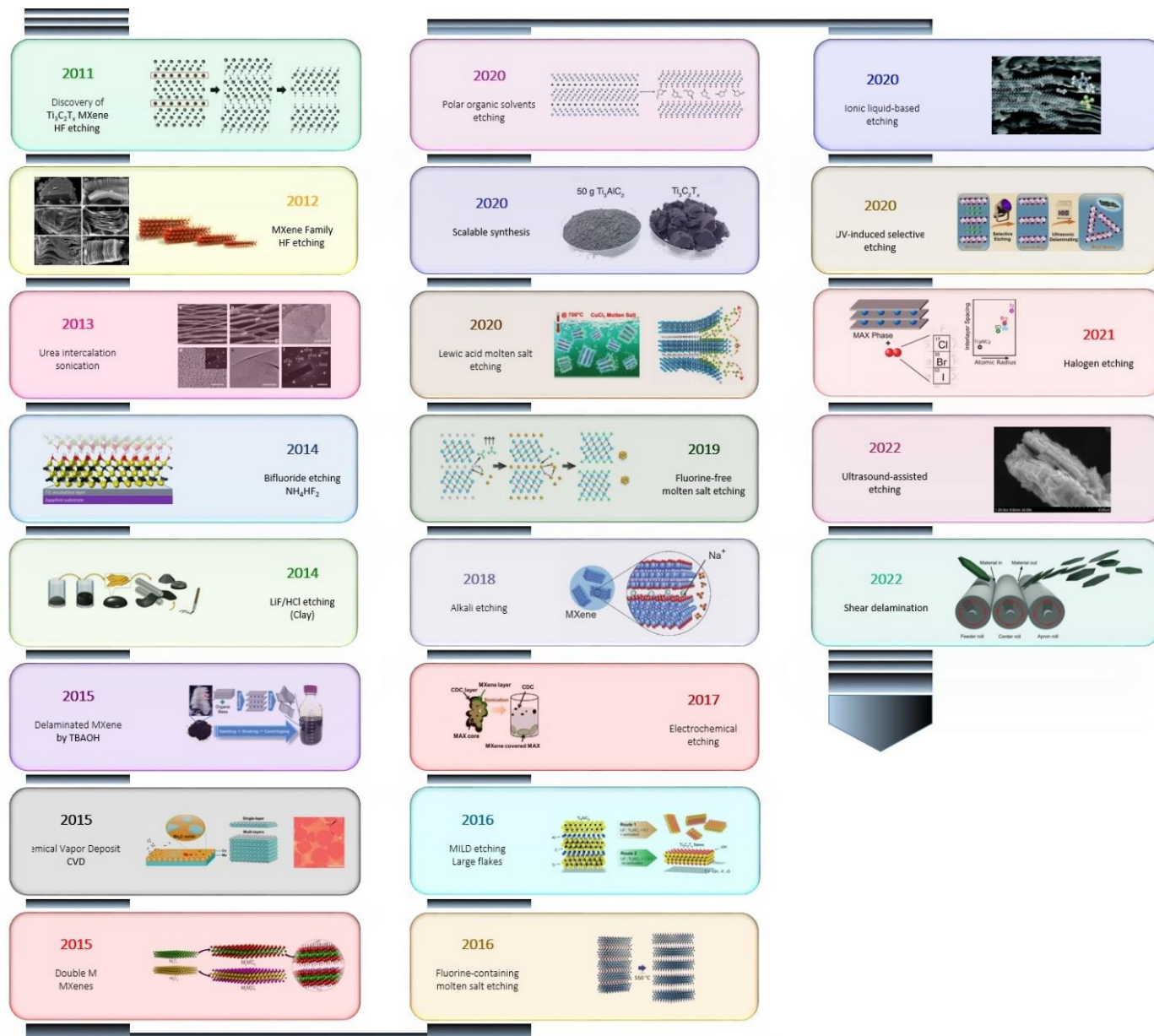


Figure 4. Timeline of the progress in MXene synthesis routes from its first discovery in 2011 [80] until now. In 2012, the synthesis of MXenes was expanded by the exfoliation of immersed MAX phases in HF at room temperature [123]. In 2013, the intercalation and delamination of MXenes by a variety of organic molecules were reported [124]. In 2014, MXenes were fabricated by bifluoride salts [125] and HCl+LiF etchants (clay method) [126]. In 2015, the large-scale delamination of the MXene layers was introduced, using TBAOH [127]. In the same year, the bottom-up CVD synthesis method [128-129], and the existence of two new families of 2D-ordered MXenes were discovered [130]. In 2016, the first two-dimensional transition metal nitride, Ti_4N_3 -based MXene was synthesized by a fluorine-free molten salt etching method [131]. Later, the MILD route was presented to prepare individual monolayer Ti_3C_2 MXene flakes [132]. In 2017, the electrochemical etching of Ti_2AlC to Ti_2CT_x MXene was reported as a green synthetic route [133]. In 2018, the fluorine-free synthesis of high-purity MXenes by an alkali-assisted hydrothermal method was presented [134]. In 2019, fluorine-free molten salt etching was reported to synthesize nanolaminate MXenes [135]. In 2020, Lewis acid molten salt etching [136], polar organic solvent etching [137], ionic liquid-based etching [138-139], and UV-induced selective etching [140] were introduced. Moreover, scalable synthesis made MXenes viable for commercialization [141]. In 2021, halogen etching for MXene fabrication was discovered [142-143]. Then in 2022, new methods such as ultrasound-assisted fabrication of MXenes [144], and mechanical delamination strategies were introduced [145].

2-1-1- HF wet-chemical etching

Hydrofluoric acid (HF) is the first reported etching agent to fabricate MXenes. In 2011, researchers from Drexel University, exfoliated MAX phases via immersing Ti_3AlC_2 powders in 50% hydrofluoric acid, at room temperature for 2 hours. During the HF etching procedure, the Al layer of the MAX phase reacts with HF (or fluoride ions) to form aluminum fluoride (AlF_3) and gaseous hydrogen (H_2), which is mainly used to fabricate the MXene phases, as illustrated in the following equations [123]. According to reactions (2), (3), and (4), the surface transition metal (M) reacts with water and fluoride ions to form different surface terminations (-OH, -F and/or -O), depending on whether reaction (2), (3) and/or (4) has next happened.



Apart from the Ti_3C_2 reported by Naguib's group [80], other MXenes have also been successfully fabricated by HF etching [146-147]. Meanwhile, HF concentration, etching temperature and time are critical factors in the etching process and are directly related to the performance of MXenes in their applications. According to the concentration and conditions of the HF at room temperature (≥ 10 wt%), most MAXs can be etched with it to generate various accordion-like multilayer MXenes [148], which in turn refers to the exothermic nature of the reaction during the Al removal process and the release of H_2 . Based on the Alhabebe et al. report, which investigated HF etchant with different concentrations and etching times (5 wt. % for 24 h, 10 wt. % for 5 h, and 30 wt. % for 5 h), low concentrations of HF (5 wt. % for 24 h) would be sufficient for selectively etching aluminum; Although, higher HF concentration could shorten the etching time [149]. In addition, high HF concentrations at a unified reacting time and temperature will increase the proportion of -F terminations [150] and show the fluffiest accordion-like structure. Although, it will represent a smaller interlayer space due to the dissolution of the MAX phase and the formation of ternary fluorides. Thus, etching times would be restricted at high HF concentrations to prevent over-etching. MXene nanosheets terminate with O, OH, F, or more possibly all kinds of combinations, because the etchant solution is rich in fluoride and hydroxyl. Therefore, weak bonds such as hydrogen bonds and Van der Waals bonds replace metal M-Al bonds. However, the bond between the MXene layers is very strong, and the MXene needs to be layered into a single sheet with the help of an intercalator, such as Li-ion or tetrabutylammonium (TBA) ion, etc.

Etching and delamination conditions affect the quality, defects, lateral size, and subsequently the properties and applications of synthesized MXenes [151]. In general, milder etching and delamination conditions are associated with larger MXene flakes with lower defect concentrations that have a wide range of applications in optics, electronics, and electromagnetism [152]. In contrast, high HF concentrations and long etching times can cause small lateral size MXenes with rich active edges that are appropriate for catalysis and gas sensing applications. Besides, MXenes with larger "n" in $M_{n+1}C_nT_x$ require stronger etchant and/or longer etching time. For instance, under the same etching conditions, the etching time required for $Mo_2Ti_2AlC_3$ (n=4) is twice that of Mo_2TiAlC_2 (n=3) [151,153].

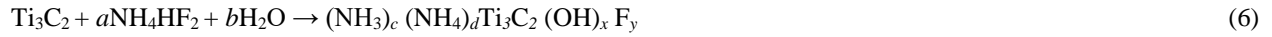
2-1-2- In Situ HF-Forming Etching Methods

To tackle the problem of the corrosive nature of HF etchant, alternative etching routes such as Acid/Fluoride salt etching, Bifluoride Salts Etching, and other in situ HF-Forming systems have also been explored. Since the direct usage of HF could be avoided, in situ HF-Forming methods have simple operation, low energy consumption, and less chemical risk during the etching process, compared with the conventional HF systems. In the in situ HF-forming method, the F ion reacts with the Al atoms of the MAX phase, forming fluoride, H_2 , and the desired MXenes.

In 2014, Ghidui et al. reported a new method of producing MXenes by using an HCl/LiF solution for etching the Ti_3AlC_2 at 40 °C. The resulting $Ti_3C_2T_x$ could be shaped like clay with strong plasticity and dried into a highly conductive solid or rolled into films tens of micrometers thick using roller pressing [126]. This MXene has superior

hydrophilic and film-forming characteristics, as well as high conductivity (an electronic conductivity of 1500 S cm⁻¹) [154]. Etching in this system leads to the intercalation of cations and water between MXene layers, expanding the overall interlayer spacing and thus weakening the interaction between layers. Until now diverse research has been done to integrate HCl with different fluoride salts [155-157]; however, among various in situ HF etchants, the HCl/LiF seems to be the most widely used solution that allows the MAX precursor to be easily etched and delaminated just by ultrasound treatment or handshaking.

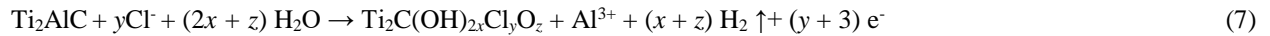
Halim et al. reported the fabrication of Ti₃C₂ films by the room temperature selective etching of Al, from sputter-deposited epitaxial Ti₃AlC₂ thin films in NH₄HF₂ solution, as an etchant, for the first time [125]. Based on the following equations, the resulting films intercalated with NH₃ and NH₄⁺, enlarging the interlayer spacing and representing higher transparency and resistivity than their HF-etched counterparts.



The numerous reports on this subject reflect the possibility of a variety of organic solvents in the presence of NH₄HF₂ to etch the MAX phases [158-159].

2-1-3- Electrochemical Etching Methods

In 2014, Lukatskaya et al. introduced a room-temperature electrochemical etching route to selectively remove the Al atomic layer, using MAX phases as an electrode in dilute HF, HCl, and NaCl solutions as the electrolytes [160]. Since the bonding between the A and M layers is relatively weak, applying the cyclic voltammograms (CVs) between 0 and 2.5 V allows the break of this bond, the removal of the A-layer, and subsequently the electrochemical etching of dense MAX phases. However, the MAX phase will also be over-etched, which causes the removal of the M and A layers to yield carbon-derived carbide (CDC)s or an AX structure. In 2017, Sun et al. reported the electrochemical etching of Al from Ti₂AlC electrodes in dilute HCl aqueous electrolyte, eliminating -F terminal groups [133]. The resultant three-layer structure makes of CDC, MXene, and unetched MAX, which will be separated further by bath sonication. The reaction on Ti₂AlC as the working electrode is as follows:



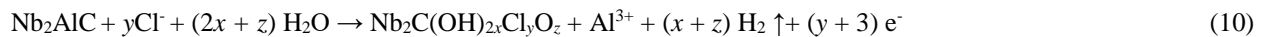
The reaction on Pt foil as the counter electrode is as follows:



With the further removal of both Ti and Al, the outside layer of MXene (Ti₂C(OH)_{2x}Cl_yO_z) is etched into CDC in the presence of terminal groups. Concomitantly, the removal of Ti forms TiO₂ on the Pt foil based on the following equation:



Similarly, Song et al. reported the synthesis of 2D niobium carbide MXenes by the fluoride-free e-etching method under 1 V for 4 h at 0.5 M HCl as an electrolyte at 50 °C according to the following [161]:



Although the electrochemical etching method offers a green synthetic route with some advantages such as low energy consumption, low reaction temperature, the possibility of recycling the MAX phase as the working electrode several times, and reduced use of corrosive acids, the formation of CDC layer on the surface of the MAX electrode hinders the subsequent etching process and seems not suitable for large-scale MXene preparation.

2-1-4- Alkali Etching Methods

Unlike the etching methods mentioned above that all used acids to etch the “A” atom layers; this process presents a two-step etching route, involving the surface treatment of bulk Ti_3AlC_2 in NaOH solution for 100 h followed by a hydrothermal treatment via soaking it in H_2SO_4 for 2 h at 80 °C. The result would be the selective removal of Al atoms from the layered MAX phase and the formation of a surface exfoliated with the related MXene (Ti_3C_2) layers with OH-group-terminations [162]. Although effective, the ultra-high chemical stability of Ti_3AlC_2 and the low etching ability of the NaOH solution compared with their HF counterparts restrict the etching of Al atoms just to the surface layer, even in a prolonged period (100 h). In 2018, Li et al. suggested a NaOH-assisted hydrothermal etching technique by the inspiration of the Bayer process, forming the –OH and –O terminated multilayer $Ti_3C_2T_x$ MXene (with 92 wt. % purity) as a result of the selective removal of Al from the MAX phase at 270 °C and in the presence of 27.5 M NaOH [134].

Increasing the alkali concentration and temperature seems to be a successful way to produce more highly hydrophilic F-free MXenes. However, the demerits of using highly concentrated alkali and high temperatures limit the applicability of this method for large-scale MXene preparation.

2-1-5- Molten Salt Etching Methods

Although the aqueous etching systems are suitable for a myriad number of Al-containing MAX phases, these methods are not efficient for their non-Al or nitrides counterparts due to two possible reasons. First, the lower cohesive energy of $Ti_{n+1}N_n$ than that of $Ti_{n+1}C_n$ implies its poor structural stability. In addition, the formation energy of $Ti_{n+1}N_n$ is higher than its corresponding carbides thanks to the strong bonding between Ti and Al atoms in the $Ti_{n+1}AlN_n$ structure [163-164]. Being provided with several potential advantages over carbide MXenes, transition metal nitrides are known to be befitting candidates for electrodes in electrochemical capacitors because of higher electronic conductivities. To synthesize the first two-dimensional titanium nitride Ti_4N_3 , Urbankowski et al. heated the mixture of Ti_4AlN_3 powder and fluoride salt (consisting of 59 wt. % KF, 29 wt. % LiF, and 12 wt. % NaF) in 1;1 mass ratio at 550 °C for 30 min under an argon (Ar) atmosphere, following by an extra washing treatment with H_2SO_4 and deionized water to dissolve the Al-containing fluorides [131]. Huang et al. reported a general top-down route to prepare Cl-terminated MXenes by etching Zn-based MAX phases in $ZnCl_2$ Lewis acidic molten salt via a replacement reaction between the A-site element of the MAX phase and the late transition-metal halides [135]. Li et al. adopted the Lewis acidic molten salts etching route as a promising way for producing MXenes from various MAX phases with A= Zn, Si, Ga with superior electrochemical performance in high-rate battery and hybrid devices in nonaqueous electrolytes (such as $CuCl_2$, $NiCl_2$, $FeCl_2$) [136]. Khan et al. used this method to etch MAX phases through a direct redox coupling strategy between the “A” element and the cation of Lewis acid molten salt and synthesized fluorine-free Ti_3C_2 MXenes with halogen terminals, namely Cl, Br, and I according to the following [165]:



Since the nature of surface terminations depends on the used molten salt, selecting different types would be a proper way to fine-tune the surface chemistry of desired MXenes. However, in some cases the experimentally prepared MXenes have complex surface group combinations, failing the theoretical principles of MXene models and properties. That is why, despite a wide range of research that has reported the merits of the nonaqueous molten salt method [166-168]; more in-depth investigations are needed to predict the physical and chemical characteristics of produced MXenes.

2-1-6- Other Etching Methods

The bottom-up approach has also been reported to prepare large-area defect-free ultrathin MXene crystals, answering the need for potential applications such as electronics and optoelectronics. In 2015, Xu et al. developed a chemical vapor deposition (CVD) method to grow high-quality 2D Mo_2C crystals with a few nanometers of thickness and a large area in the presence of methane and bilayer Cu/Mo foil under temperatures over $1085\text{ }^\circ\text{C}$ (the melting point of copper) [129]. In this method, an ultrathin Cu foil is sitting on top of a Mo foil as the growth substrate. High temperatures enable the Cu to be melted and form a Mo-Cu alloy at the liquid Cu/Mo interface. Subsequently, the diffusion of Mo atoms from the interface to the surface of the liquid Cu will cause a reaction between them and carbon atoms, resulting from methane deposition, which makes Mo_2C crystals. The use of very low methane concentration and rapid cooling after CVD growth are fundamental criteria for preparing clean ultrathin crystals [128,169]. Ion sputtering (PVD- physical vapor deposition) is also a proposed route to prepare ultrathin MXene nanosheets. Vacik et al. synthesized the thin film Ti_2C composites by ion beam sputtering of Ti and C (using low energy ion facility (LEIF): 25 keV Ar^+ with a current of $400\text{ }\mu\text{A}$) followed by consecutive thermal annealing under high vacuum [139].

The use of electromagnetic waves to fabricate MXenes from bulk precursors has also been proposed. Mei et al. synthesized free-standing 2D Mo_2C MXene nanosheets from ternary nanolaminate $\text{Mo}_2\text{Ga}_2\text{C}$ via UV-induced selective etching method and following ultrasonic delamination as promising anode materials for both lithium-ion and sodium-ion batteries [140]. In this method, the $\text{Mo}_2\text{Ga}_2\text{C}$ is stirred under UV light (100 W) in the phosphoric acid solution for 3-5 h to obtain layered Mo_2C powder. Although effective in eliminating the use of harmful and highly corrosive acids, the surface of the resultant MXene is not smooth and includes a range of mesopores. In 2022, Zhang et al. suggested an efficient approach to synthesizing $\text{Ti}_3\text{C}_2\text{T}_x$ MXene by using dilute hydrofluoric acid (2 wt. %) under the aid of ultrasound, shortening the etching time to 8 h while exhibiting an outstanding energy storage stability [144].

Halogen has also been introduced as the etchant for MAX etching. Shi et al. reported a fluoride-free, iodine (I_2) assisted synthetic process (IE), preparing the $-\text{OH}$ and $-\text{O}$ terminated $\text{Ti}_3\text{C}_2\text{T}_x$ MXene, rich in oxygen terminal groups. IE involves the iodine etching of the MAX phase in anhydrous acetonitrile (CH_3CN) at $100\text{ }^\circ\text{C}$ and subsequent delamination in HCl solution to remove the AlI_3 generated during the etching process [142]. Jawaid et al. presented a room-temperature etching strategy that utilizes elemental halogen and interhalogens (Br_2 , I_2 , ICl , IBr) in anhydrous organic media to synthesize MXenes with homogeneous Cl, Br, or I terminations [143].

In addition, to avoid the negative impacts of using water as the main solvent, an effective route was reported to etch and delamination of MXenes by using various organic polar solvents in the presence of ammonium dihydrogen fluoride, based on the dissociation of NH_4HF_2 into NH_4F and HF in polar solvents. To etch the MAX phase, a mixture of Ti_3AlC_2 , propylene carbonate (PC), and NH_4HF_2 is stirred at 500 rpm, inside an Ar-filled glove box for 196 h at $35\text{ }^\circ\text{C}$, which is followed subsequently by a washing and delamination procedure in the presence of PC to exfoliate multilayer MXene [137].

2-2- The Intercalation and Delamination Strategies of Multilayer MXenes

Being provided with a high specific surface area, good hydrophilicity, and tunable functional surface, single-layer MXene nanosheets could be reached by intercalation and delamination of stacked MXenes [170-172]. Meanwhile, because of the strong interaction between the MXene layers, the selected way to break the prevailing interlayer forces plays a vital role in successfully separating the stacked accordion-like nanosheets of MXene [173-175].

Based on the similarities of MXenes to other 2D materials such as graphene, and clays [80], in 2013, Mashtalir et al. examined the common organic intercalators such as urea, hydrazine monohydrate ($\text{N}_2\text{H}_4\cdot\text{H}_2\text{O}$ as HM), HM dissolved in *N,N*-dimethylformamide DMF, and DMSO successfully for the exfoliation of multilayer $\text{Ti}_3\text{C}_2\text{T}_x$, found that the dimethyl sulfoxide (DMSO) is a promising material to delaminate Ti_3C_2 -based MXenes into single-layer one. This report shows that the interlayer spacing of the multilayer $\text{Ti}_3\text{C}_2\text{T}_x$ was increased from 19.5 ± 0.1 to $35.04 \pm 0.02\text{ }\text{\AA}$ after the intercalation by DMSO molecules, which can significantly reduce the forces between strongly bonded MXene layers and facilitate the subsequent delamination after a weak sonication, forming a stable colloidal solution in water.

In addition, the fourfold capacity of these nanosheets compared to their multilayer counterparts has made them the ideal material for use as anodes in lithium-ion batteries [124]. Since this approach has only been efficient with $\text{Ti}_3\text{C}_2\text{T}_x$, Naguib et al. reported a universal route for the large-scale delamination of MXenes via relatively large organic molecules, the tetrabutylammonium hydroxide (TBAOH), choline hydroxide, and *n*-butylamine. He claimed that the organic treatment would considerably reduce the concentration of $-\text{F}$ groups and increase the oxygen content [127]. Han et al. argued that the strong interaction between Ti_3C_2 layers due to the high-energy barrier of the Ti-Ti bond and residual Ti-Al bond is the most crucial impediment against the sufficient diffusion of intercalation reagent, resulting in a low yield. Thus, he suggested a hydrothermal-assisted intercalation (140 °C, 24 h) to help the diffusion and intercalation of tetramethylammonium hydroxide (TMAOH) as the reagent in the presence of an antioxidant (ascorbic acid) to boost the yield of 2D MXene sheets while protecting them from oxidation during the HAI process [176]. Similarly, some other research has pointed out the microwave-assisted method to intercalate and delaminate the MXenes thanks to several advantages, namely short processing time and chemical stability [177-178]. Based on the amphoteric nature of Al, Xuan et al. proposed that the TMAOH, which is the main commercial etchant for Al, can act simultaneously as an etchant and intercalator. In this etching-delamination process, TMAOH reacts with the Al atomic layer of the MAX phase, and the resulting $\text{Al}(\text{OH})_4^-$ cleavage the Ti-Al bonds, followed by intercalation of the bulky TMA^+ cations and delamination of MXenes with $\text{Al}(\text{OH})_4^-$ terminations without any external shearing force [179]. After the intercalation stage, the sediment of non-delaminated multilayer MXenes or the stacked nanosheets could be separated through centrifugation, and the supernatant of MXene nanosheets will be collected.

In the case of inorganics, the spontaneous and electrochemical intercalation of cations, including Li^+ , Na^+ , K^+ , NH_4^+ , Mg^{2+} , and Al^{3+} , would be enlarged the interlayer space of multilayer MXenes [180-182]. Ghidui et al. studied the effect of the exchange of intercalated alkali and alkaline earth cations and H_2O between the layers of $\text{Ti}_3\text{C}_2\text{T}_x$, referring to the similarity of MXenes with expanded clay minerals due to the reversible increase in the *c* lattice parameter with H_2O uptake, and the effect of intercalate cations in surface chemistry and interlayer spacing of MXenes, as well as their subsequent properties. He claimed that the *c* lattice parameter change and discontinuous structural expansion could be a result of the hydration properties of selected alkali metal ions accommodated between MXene layers [183]. As mentioned in the 2-1-2 section, the HCl/LiF etching method is the promising route that eases the delamination of obtained multilayer MXenes [184-185]. The delaminated monolayer MXene exhibit high stability in some solvents such as dimethyl sulfoxide (DMSO), *N,N*-dimethylformamide (DMF), *N*-methyl-2-pyrrolidone (NMP), propylene carbonate (PC), and ethanol (EtOH) [186]. The resulting uniform colloidal dispersion would be advanced by different approaches, namely wet chemical synthesis [187], fabricating hybrid fibers [188], flexible free-standing films [189-190], and vertical arrays [191].

Some other synthesis improvements have removed the extensive sonication of etched products. The minimally intensive layer delamination (MILD) is one of those methods that increased the size of $\text{Ti}_3\text{C}_2\text{T}_x$ MXene flakes up to several micrometers [132]. In addition, in order to achieve ultra-large $\text{Ti}_3\text{C}_2\text{T}_x$ MXene flakes, Shekhirev et al. proposed the soft delamination approach, eliminating any sonication and shaking that cause the breakage of flakes into smaller particles [192]. Inman et al. presented an alternative approach by shearing multilayer MXenes with a three-roll mill to produce single- and few-layer $\text{Ti}_3\text{C}_2\text{T}_x$ flakes [145]. Mechanical delamination segregates the nanosheets by longitudinal or transverse stress on the surface of layered MXenes. Zhang et al. claimed that the power-focused delamination (PFD) strategy significantly improves the exfoliation efficiency and enhances the yield by 6.4 times compared to sonication exfoliation and MILD methods [193]. The gentle water freezing-and-thawing (FAT) approach also seems to be a simplified and sufficient strategy to exfoliate multilayer-MXenes [194-195].

3- Characterization

Owing to the rapid exploration of numerous MXenes, different advanced characterization techniques are necessary to find the suitable MAX precursors, synthesis method, composition, and structure based on the requested final properties.

So far, many methods have been reported to synthesize the precursors of MXenes, such as the high-temperature reaction of a powder mixture in a furnace [196], hot isostatic pressing [197-198], self-propagating high-temperature

synthesis [199-200], molten salt synthesis [201-203], spark-plasma sintering [204], microwave synthesis [205-206], magnetron sputtering [207-208], hydride cycle [209], in which high-temperature synthesis is the most common. Since the properties of MXenes are directly influenced by their parents, in the first stage, a wide range of factors should be considered: structural motifs, pure precursors with possible impurities (being assured that there is just one MAX phase in the precursor through X-ray diffraction, and calculation of lattice parameters), nature of the material (investigation of the arrangement or distribution of atoms within the structure, as well as the existence of different MAX polytypes by TEM or PDF), and particle size.

In the next step, to warrant having a successful MXene synthesis process, focusing on the following is essential: color change as a result of converting the MAX phase to the respective MXene, XRD patterns, scanning electron microscopy (SEM) images, PDF (as a valuable way to study surface groups, both M and X site elemental arrangement, and intercalants), X-ray absorption spectroscopy information (the oxidation state of atoms, bond length, and coordination number, as well as surface reactions on MXene sheets), and the lateral flake dimensions and their thickness (by atomic force microscopy) [210].

In order to investigate the chemical composition (especially surface groups) of MXenes, various methods such as transmission electron microscopy/spectroscopy (with EDS analysis) [211], electron energy loss spectroscopy [212-214], X-ray photoelectron spectroscopy (XPS) [215-217], Raman spectroscopy [218-219], and nuclear magnetic resonance [220-221] would be applied.

4- Applications of MXenes in Metal-ion Batteries

Since the pioneering work of Drexel University researchers that found the first MXene, these 2D materials have been widely used in energy storage devices such as lithium-ion batteries due to their layered structure and excellent conductivity. Besides, the tunable composition and surface chemistry, mechanical properties, and thermal stability make MXenes promising candidates for a wide range of industrial applications [222], such as electrochemical sensors [223-224], electromagnetic interference (EMI) shielding materials [225-228], inkjet printing [229-230], water treatment [231], catalysis [232-233], biomedical [234-236], corrosion and tribology [237]. Based on the vital position of MXene materials in energy storage and conversion applications, here, MXene and MXene-based composites for metal-ion batteries are summarized.

Electrification of transport using renewable power has been one of the many ways to address the pervasive problem of climate change and respond to the need for clean energy; In the meantime, batteries have played an essential role in these electric vehicles. Li-ion batteries (LIBs) are widely used in energy storage and conversion devices due to their commercial viability. However, there are two primary drawbacks associated with these batteries. Firstly, the scarcity of lithium resources on earth, as discussed in reference [238]. Secondly, the formation of Li dendrites represents a safety and lifetime concern, requiring researchers to explore new rechargeable metal-ion batteries such as Na, K, Mg, Ca, Zn, and Al ions. Sodium is an attractive alternative since it belongs to the same group as lithium and shares similar properties. The main advantage of Na-ion batteries is sustainability, which is crucial for the world striving to be free of carbon-based energy sources [239-240]. In addition, the abundance of sodium and its low cost could be rendered these batteries a promising candidate [241]. Multivalent-ion ones such as Mg, Ca, Zn, and Al-ion batteries [242] have also sparked the immense interest of researchers because of their double or triple amounts of transferred electrons during the electrochemical process compared to their monovalent counterparts, endowing them significantly high energy densities. These alternative batteries also have attracted increasingly more attention due to abundant available resources on nature, high theoretical capacities, and environmentally friendly attributes. On the other hand, most electrode materials suitable for LIBs, such as carbon materials, exhibit poor electro-activity or low capacity for non-lithium-ion batteries [243]. Overall, looking for next-generation electrode materials to accommodate both lithium and non-lithium ions is one of the research hotspots in the current battery field.

Graphite is one of the most used lithium-ion battery anode materials [244]. It has a theoretical capacity of 372 mAh/g [245-248], which cannot satisfy the rapidly growing demand for energy-related applications. Some candidate materials such as silicon, germanium, tin, and carbon nanotubes have emerged with improved capacity compared to graphite

electrodes. However, their poor stability will cause volume change and internal deformation of the LIBs during lithiation and delithiation, which seriously influences the safety and life of the battery [249-250]. The global energy crisis and the migration from fossil fuel-driven vehicles to electrically powered ones have led to extensive research on the use of 2D materials, such as exfoliated graphene, graphene nanosheets, reduced graphene oxides, silicone, phosphorene, and borophene, owing to their exceptional physical and chemical properties [251-252]. Since the successful exfoliation of graphene, an increasing number of two-dimensional (2D) materials have aroused enormous research interest. Graphene is considered to be the mother of all graphitic materials like fullerenes, carbon nanotubes, and graphite. It has created a tremendous desire among both physicists and chemists due to its various fascinating properties [253]. However, high hydrophobicity, chemistry, and weak Van der Waals bonding between the graphene layers reduce its energy storage efficiency.

The birth of MXenes by a group of scientists from Drexel University in 2011 [254] opened a new horizon in the use of two-dimensional layered materials in the field of energy storage and conversion and many other applications. The metallic or narrow band gap semiconductor characteristics of MXenes, the type of interlayer forces, and the high specific area make it a potential candidate for LIBs anode material [255]. The high electrical conductivity of MXenes can accelerate the adsorption and desorption of the charge and enhance the diffusion rate of the electrolyte ions, and their high electrochemical activity would be beneficial to the fast and reversible faradaic redox reaction at the surface for charge storage in electrochemical devices [256-257]. The lithiation and delithiation mechanisms were found to be Li intercalation and deintercalation between the MXene layers [258]. Generally, MXenes with $n=1$ (M_2X) should have higher gravimetric capacities in contrast with their higher-order counterparts, such as M_3X_2 or M_4X_3 , because the former has fewer atomic layers than the latter (3 atomic layers vs 5 and 7, respectively). Moreover, M_2X -based MXenes should possess higher specific surfaces as compared to higher-order ones [259].

An essential property of MXenes is that they can not only adsorb ions on their surface but the mobility of the ions is affected by the MXene's termination atoms [260]. However, functional groups on the surface of MXenes, such as O, OH, and F tend to reduce the Li storage capacity. On the other side, interlayer collapsing and severe restacking or van der Waals forces between the layers have restricted the access of electrolyte ions and adversely affect intrinsic electrochemical properties. Various effective materials have recently been introduced to combine with MXenes and form MXene hybrid materials to address the problem of restacking aggregation and improve electrochemical performance. The hybrid material has led to high ionic mobility, high diffusivity of Li^+ -ions, and electrical conductivity apart from specific capacity [261-263].

One of the various strategies is forming van der Waals heterostructures stacked by different types of two-dimensional sheets, which combine the advantages of both materials and stabilize the overall structure. Du et al. investigated the Li adsorption properties of MXene/graphene heterostructures by choosing Ti_2CX_2 ($X = F, O, \text{ and } OH$) as representative MXenes. He claimed that graphene could effectively separate MXene layers and avoid restacking effects, rendering more electroactive sites accessible in the electrodes. Based on the results, the heterostructures provide enhanced electric conductivity, Li adsorption strength, and mechanical stiffness, while maintaining high Li mobility. They suggested that Ti_2CO_2 /graphene heterostructure (with the highest specific capacity at 426 mAh/g) is the most promising electrode material for high-performance MXene-based Li-ion batteries [248].

Aierken et al. studied the Li atom intercalation in MXene (M_2CX_2 where $M = Sc, Ti, V$, and $X = OH, O$)/graphene vertical bilayer heterostructures for Li battery applications, considering the less stability, lower capacities, and very high Li diffusion barriers of F terminated MXenes as compared to their O counterparts. They pointed out that although the binding of a Li atom on mono- $M_2C(OH)_2$ was not favorable due to the Coulomb repulsion between positively charged Li ions and H atoms, Li absorption of the bi- $M_2C(OH)_2 + Li$ was made stable again through the van der Waals interaction that competes with foregoing repulsive interactions. They also confirmed that the binding energy of the Li atom on the O-terminated MXene monolayer is stronger than that on the OH-terminated ones. He reported that all the systems related to Sc_2CO_2 experienced severe structural distortion upon Li interactions, and claimed that this type of system was unstable for Li intercalation. In the case of $M_2CO_2 + Gr + Li$, E_b^{Li} had slightly decreased for $M = Ti$ and V thanks to the reduced van der Waals interactions concerning the pristine bilayers due to the increase in interlayer separation. Nevertheless, they identified three promising candidates with a large Li atom adsorption energy, namely $Sc_2C(OH)_2 + Gr + Li$, $Ti_2CO_2 + Gr + Li$, and $V_2CO_2 + Gr + Li$. In addition, They found that $Sc_2C(OH)_2 + Gr$ is

unstable against Li loading at higher concentrations; though, all the possible Li absorption sites can be occupied without compromising stability in $\text{Ti}_2\text{CO}_2 + \text{Gr}$ and $\text{V}_2\text{CO}_2 + \text{Gr}$, leading to an average open circuit voltage of 1.49 V for the former and 1.93 V for the latter. These findings suggest that V_2CO_2 when exposed to Li undergoes a reversible structural transformation, but this transformation is halted by graphene. The study also concluded that the heterostructures of $\text{Ti}_2\text{CO}_2 + \text{Gr} + \text{Li}$ and $\text{V}_2\text{CO}_2 + \text{Gr} + \text{Li}$ are potential contenders for lithium-ion battery applications. Especially, Aierken et al. pointed out that $\text{Ti}_2\text{CO}_2 - \text{Gr}$ bilayer has the highest gravimetric capacity due to its light formula unit, also the Ti_2CO_2 MXene offers a compromise between capacity and kinetics since the calculated diffusion barriers were the lowest among the other considered systems and were lower than that of graphene [264].

Zhao et al. studied the adsorption and diffusion of Li in a series of different heterostructures composed of MXenes (M_2CO_2 where $\text{M} = \text{Sc}, \text{Ti}, \text{V}$) and B-doped graphene (BDG). Their results showed that the M_Sc/BDG heterostructure represented the highest electron transfer between the interfaces, the largest change in its electronic structure, and the strongest adsorption of Li. They proposed that the M_Sc -based heterostructure with the highest theoretical capacitance (472 mAh/g) compared to the M_Ti -based (439-404 mAh/g) and M_V -based (378-380 mAh/g) heterostructures is a suitable candidate for an efficient anode material for LIBs [265].

Transition metal dichalcogenides (TMDs) such as MoS_2 , WS_2 , and MoSe_2 nanosheets have been uniformly interspersed on the surface of MXenes to mitigate the restacking problem of the MXenes and also amend the electrochemical redox kinetics due to the synergistic interaction between MXenes and TMDs. The MXene-TMD composites have demonstrated excellent reversible specific capacitance, superior coulombic efficiency (CE), and improved cyclability and rate performance in electrochemical applications [266]. Yuan et al. designed the heterostructures of $\text{MoS}_2/\text{M}_2\text{CS}_2$ ($\text{M} = \text{Ti}, \text{V}$) as electrode materials for metal-ion batteries and argued that the two heterostructures show stable structure and metallicity. The low diffusion barriers benefit from the S functional group of M_2CS_2 and imply the excellent rate performance in all batteries under review. The capacities for Na or Li-ion were twice higher as those for K or Mg ion, while the average open-circuit voltage for NIBs is all much lower than those for LIBs. Therefore, the higher capacities and lower voltages further suggest that $\text{MoS}_2/\text{M}_2\text{CS}_2$ are more promising candidates for NIBs than LIBs [267]. Li et al. studied the structural, electrical, and chemical performances of two heterostructures $\text{VS}_2/\text{Ti}_2\text{CT}_2$ ($\text{T} = \text{O}$ and S) as anode materials for metal-ion batteries. Their results showed that compared to graphene/ Ti_2CO_2 and $\text{MoS}_2/\text{Ti}_2\text{CO}_2$ heterostructures, $\text{VS}_2/\text{Ti}_2\text{CT}_2$ simultaneously possessed metal conductivities and stronger adsorption strength towards Li, Na, and Mg atoms. Li et al. presented that both $\text{VS}_2/\text{Ti}_2\text{CO}_2$ and $\text{VS}_2/\text{Ti}_2\text{CS}_2$ are promising high-performance anode materials for Mg-ion batteries, and $\text{VS}_2/\text{Ti}_2\text{CS}_2$ is a preferred anode material for Na-ion batteries [268].

Wen Xi et al. have studied MXene/transition metal oxide heterostructures and suggested them as promising electrode materials for energy storage devices thanks to the synergistic effect of conductive MXenes and active TMOs. They claimed that the hierarchical MXene/TMO heterostructures not only prevent the stacking problem of MXene sheets but also improve the electronic conductivity and buffer the volume change of TMOs during the electrochemical reaction process [269].

Wei et al. applied MXene/organics (MXene@PTCDA) heterostructures in lithium-ion and sodium-ion batteries and significantly enhanced rate capability and cycling performance than bare PTCDA [270]. A.Papadopoulou et al. showed that adsorption energy depends on the electronegativity of the termination atoms, as well as the distance between the terminations, the ions, and the atoms of the top layer of the MXene. The greater the ionic character of the bond between the termination atoms and the ions, the stronger the bond is, which potentially causes higher capacities for the battery, even in slower charge/discharge rates, depending on the size of the ion [271]. Elsewhere, A.Papadopoulou et al. also studied the adsorption and mobility of a series of ions (Li, K, Mg, and Zn) on the surface of the Zr_2CS_2 MXene as the anode electrode, taking advantage of the fact that the S termination atoms lower the diffusion barrier for the moving ion. The results revealed this trend, larger ions result in more hybridization when compared to the Zr_2CS_2 MXene structure. Apart from Zn, which detached from the Zr_2CS_2 surface and showed outlier results, the Li, K, and Mg ions were strongly bonded to MXene's surface. They claimed that the K ion showed the highest mobility, and $\text{Zr}_2\text{CS}_2\text{-K}$ exhibited a lower VOC than the $\text{Zr}_2\text{CS}_2\text{-Li}$ and $\text{Zr}_2\text{CS}_2\text{-Mg}$ materials; therefore, suggested KIB as the most promising to substitute LIB, especially after taking into consideration K's low cost, abundant resources and comparable energy density to Li [272].

As can be seen, MXenes have a wide range of chemical and structural diversity and excellent metal conductivity. They can also be combined with other materials to upgrade the desired features, which is the reason why MXenes are considered one of the most valuable materials for the next generation of metal-ion batteries.

5- Outlook

MXenes are a novel and ever-expanding class of 2D materials, exhibiting plenty of unrivaled properties, driven by the chemical and structural complexity associated with divergent “M,” “X,” and surface terminations. The introduction of surface terminals during the synthesis process makes MXenes hydrophilic. Hydrophilicity, high metallic conductivity, and high negative surface charge enable them to be dispersed in water, forming stable colloidal solutions of single-layer flakes or liquid crystal slurries with the rheological behavior of clay with no surfactants or additives. The use of MXenes in batteries was the first application explored; however, their application is not only limited to this topic but is also wide ranging from electronics to biomedical. MXenes are the true answer to the need for reassuring materials capable of improving real-world applications. Their high rate/high power ability and redox reactions of transition metals have been a persuasive solution in developing electrochemical high-performance energy storage devices. Their unique surface chemistry, layered structure, superb photoelectric characteristics, and high carrier density make MXenes a promising candidate for alkaline ion batteries. Despite the considerable progress in MXenes’ development, the understanding of this emerging family of materials, mainly beyond $Ti_3C_2T_x$, is still at an early stage.

Since cutting-edge industrial technologies are seeking large amounts of cheap but high-quality materials, actions should be taken to mitigate the problems of cost, safety, environmental protection, and stability of MXenes. Although common MXenes are produced from abundant and potentially low-cost materials, most of the production cost is allocated to the synthesis process of both MAX phase precursors and MXenes. There has been a wide range of synthetic methods (ranging from direct and indirect HF-based syntheses to electrochemical, alkaline, halogen, and Lewis acid molten salt etching), introducing to gain desired properties (such as high electrical conductivity to reduce interfacial charge transfer resistance, tunable and uniform T_x coverage towards selective adsorption of the analytes, hydrophilicity, electrochemical stability in aqueous electrolyte and solution processability [175]) for a countless number of applications. However, producing large volumes of MXenes for large-scale commercial productions would be challenging. In this regard, understanding the role of each step, including precursor synthesis, etching-exfoliation, and intercalation-delamination is crucial. Although efficient, different synthetic routes suffer from limiting features: being corrosive, toxic, and environmentally detrimental (HF etching), by-product formation which restricts the etching process and reduces the overall MXene yield (electrochemical etching), the need for high temperatures and alkali concentrations (alkali etching), being difficult and costly to use for mass production (bottom-up strategies such as CVD), and the limitation for effective delamination of multilayered MXenes into a single or few-layer thick MXene flakes (molten salt etching). MXenes are also readily oxidized in humid environments, which is a function of temperature and humidity intensity. This oxidation behavior is an obstacle to the stability of MXenes and affects their large-scale synthesis, storage life, shipping, and long-term practical operations. While deoxygenation, removal of water molecules, low temperatures, and manufacturing of large single-crystal MXene flakes with minimal edge areas are some effective routes, the search for new techniques without compromising the MXene optimum application performance should continue.

Significant efforts have been underway to develop high-performance batteries using MXene-based materials as cathodes, separators, and anodes. Delaminated ultrathin MXene nanosheets are prone to restacking through van der Waals interactions between the layers, further alleviating their surface area and functional groups, which is not conducive to excluding the shuttle effect, improving the sluggish kinetics, and achieving high loadings in metal-ion batteries. However, MXene hybrid materials are a practical answer to avoid MXene restacking and improve the lithium-ion diffusion through the cathode, as well as the electrochemical redox kinetics.

To sum up, research in MXenes is still at a primitive step. It seems that there is still a long way to go before MXenes can be applied in commercial energy storage devices. Thus, we urgently need to boost our understanding of the synthesis routes, properties, and mechanisms of MXenes as electrode materials. It is essential to follow a targeted direction in the ongoing broad studies in MXenes and be supported by more commercial companies for mass production and consumption. Despite the possible challenges, MXenes in high-capacity, high-stability, and fast charge-discharge energy storage systems have excellent prospects for future applications.

References

- [1] Sources of Greenhouse Gas Emissions. <https://www.epa.gov/ghgemissions/sources-greenhouse-gas-emissions>.
- [2] A. Manthiram, Y.Z. Fu, S. H. Chung, C.X. Zu, Y.S. Su, Rechargeable lithium-sulfur batteries, *Chem. Rev.* 114 2014. 11751-11787.
- [3] T. Li, X. Bai, U. Gulzar, Y.J. Bia, C. Capiglia, W. Deng, X.F. Zhou, Z.P. Liu, Z.F. Feng, R. Proietti Zaccaria, A comprehensive understanding of lithium-sulfur battery technology, *Adv. Funct. Mater.* 29 2019. 1901730.
- [4] Z. Ali, T. Zhang, M. Asif, L.N. Zhao, Y. Yu, Y.L. Hou, Transition metal chalcogenide anodes for sodium storage, *Mater. Today* 35 2020. 131-167.
- [5] L.N. Zhao, T. Zhang, H.L. Zhao, Y.L. Hou, Polyanion-type electrode materials for advanced sodium-ion batteries, *Mater. Today Nano* 10 2020. 100072.
- [6] Yure Huang, Like Jiang, Haibo Chen, Kaushali Dave, Tony Parry, Comparative life cycle assessment of electric bikes for commuting in the UK. *Transportation Research* 2022. 103213. <https://doi.org/10.1016/j.trd.2022.103213>.
- [7] Teresa McGrath, Luka Blades, Juliana Early, Andrew Harris, UK battery electric bus operation: Examining battery degradation, carbon emissions and cost, *Transportation Research* 2022. 103373.
- [8] Xiaoming Xu, Xudong Sun, Qiaolian Zhou, Xinhua Jiang, Donghai Hu, Ren He. Design and research on the function of lithium-ion batteries emergency traction system for rail vehicles. *Advances in Mechanical Engineering* 2018, Vol. 10(12) 1-21.
- [9] Montajar. Sarkar, Abu Raihan Md. Harunur Rashid, Muhammad Hasanuzzaman, Beyond Li-Ion Batteries: Future of Sustainable Large Scale Energy Storage System, Reference Module in Materials Science and Materials Engineering 2022. <https://doi.org/10.1016/B978-0-12-819728-8.00005-X>.
- [10] M.K. Loganathan, Bikash Mishra, Cher Ming Tan, Trond Kongsvik, R.N. Rai, Multi-Criteria decision making (MCDM) for the selection of Li-Ion batteries used in electric vehicles (EVs), *Materials Today: Proceedings* 2020. <https://doi.org/10.1016/j.matpr.2020.07.179>.
- [11] Najmuddin M.Jamadar, H.T.Jadhav, Effectiveness of supercapacitor during braking operation of electric vehicle, *materialstoday: PROCEEDINGS* 2022, Pages 314-319. <https://doi.org/10.1016/j.matpr.2022.01.168>.
- [12] Choi C, Ashby DS, Butts DM, et al. Achieving high energy density and high power density with pseudocapacitive materials[J]. *Nat Rev Mater.* 2020;5 (1):1.
- [13] Angelo Basile, Alfredo Cassano, Alberto Figoli, Current Trends and Future Developments on (Bio-) Membranes, *Renewable Energy Integrated with Membrane Operations* 2019.
- [14] Michael.J. Lain, Emma Kendrick. Understanding the limitations of lithium ion batteries at high rates. *Journal of Power Sources* 2021. <https://doi.org/10.1016/j.jpowsour.2021.229690>.
- [15] Prabuddha Chakraborty, Robert Parker, Tamzidul Hoque, Jonathan Cruz, Lili Du, Shuo Wang, Swarup Bhunia, Addressing the range anxiety of battery electric vehicles with charging en route, *scientific reports* 2022, 12:5588. <https://doi.org/10.1038/s41598-022-08942-2>

- [16] Anna Tomaszewska, Zhengyu Chu, Xuning Feng, Simon O’Kane, Xinhua Liu, Jingyi Chen, Chenzhen Ji, Elizabeth Endler, Ruihe Li, Lishuo Liu, Yalun Li, Siqi Zheng, Sebastian Vetterlein, Ming Gao, Jiuyu Du, Michael Parkes, Minggao Ouyang, Monica Marinescu, Gregory Offer, Billy Wu, Lithium-ion battery fast charging: A review, *eTransportation* 2019, 100011. <https://doi.org/10.1016/j.etrans.2019.100011>.
- [17] Zhao Yanfei, Lu Bo, Song Yicheng, Zhang Junqian. A modified pulse charging method for Li-ion batteries by considering stress evolution, charging time and capacity utilization. *Front Struct Civ Eng* 2018. <https://doi.org/10.1007/s11709-018-0460-z>.
- [18] Purushothaman BK, Landauz U. Rapid charging of lion batteries using pulsed currents: a theoretical analysis. <http://jes.ecsdl.org/content/153/3/A533.abstr.act>.
- [19] Wu Xiaogang, Hu Chen, Du Jiuyu, Sun Jinlei. Multistage CC-CV charge method for Li-ion battery. September 2015. In: *Mathematical problems in engineering*. Hindawi Publishing Corporation; 2015. <https://doi.org/10.1155/2015/294793>. Article ID 294793, 10 pages.
- [20] Notten PHL, Op het Veld JHG, van Beek JRG. Boostcharging Liion batteries: a challenging new charging concept. *J Power Sources* 2005; 145(Issue 1). 89-94, ISSN 0378-7753, <http://www.sciencedirect.com/science/article/pii/S0378775305000728>.
- [21] Ansean D, Garcia VM, Gonzalez M, Viera JC, Anton JC, Blanco C. Efficient fast-charging strategies for Li-ion batteries. Korea: EVS28 KINTEX; 2015. May 3-6.
- [22] Ansean D, Gonzalez M, Viera JC, Garcia VM, Blanco C, Valledor M. Fast charging technique for high power lithium iron phosphate batteries: a cycle life analysis. *J Power Sources* 2013;239:9e15.
- [23] Ko Younghoon, Yoon-Gyo Cho and Hyun-Kon Song. Programming galvanostatic rates for fast-charging lithium ion batteries: a graphite case. *RSC Adv* 2014;4:16545.
- [24] Hao Chen, Zhenzhen Wu, Mengting Zheng, Tongchao Liu, Cheng Yan, Jun Lu, Shanqing Zhang. Catalytic materials for lithium-sulfur batteries: mechanisms, design strategies and future perspective. *Materialstoday* 2022, Pages 364-388. <https://doi.org/10.1016/j.mattod.2021.10.026>.
- [25] Yang Jinli, Wang Jiajun, Wang Dongniu, Li Xifei, Geng Dongsheng, Liang Guoxian, Gauthier Michel, Li Ruying, Sun Xueliang. 3D porous LiFePO₄/graphene hybrid cathodes with enhanced performance for Li-ion batteries. *J Power Sources* 2012;208:340-4. <https://doi.org/10.1016/j.jpowsour.2012.02.032>.
- [26] Jiahang Chen, Huichao Lu, Xuan Zhang, Yang Zhang, Jun Yang, Yanna Nuli, Yudai Huang, Jiulin Wang. Electrochemical polymerization of nonflammable electrolyte enabling fast-charging lithium-sulfure battery. *Energy Storage Materials* 2022, Pages 387-394. <https://doi.org/10.1016/j.ensm.2022.05.044>.
- [27] Jingqiang Zheng, Chaohong Guan, Huangxu Li, Yangyang Xie, Shihao Li, Junxian Hu, Kai Zhang, Bo Hong, Yanqing Lai, Zhian Zhang. VC@NCNTs: Bidirectional catalyst for fast charging Lithium-sulfur batteries. *Chemical Engineering Journal* 2022, 135940. <https://doi.org/10.1016/j.cej.2022.135940>.
- [28] Jingling Li, Zixiong Deng, Cuiyin Liu, Haibo Rong, Zhidong Zeng. TiN nano arrays on nickel foam prepared by multi-arc ion plating for fast-charging supercapacitors. *Applied Surface Science* 2022, 153360. <https://doi.org/10.1016/j.apsusc.2022.153360>.
- [29] Tangming Mo, Liang Zeng, Zhenxiang Wang, Svyatolav Kondrat, Guang Feng. Symmetrizing cathode-anode response to speed up charging of nanoporous supercapacitors. *Green Energy & Environment* 2022, Pages 95-104. <https://doi.org/10.1016/j.gee.2021.05.001>.
- [30] Jinbo Pang, Rafael G. Mendes, Alicja Bachmatiuk, Liang Zhao. Applications of 2D MXenes in energy conversion and storage systems. *Chemical Society Reviews* 2018. DOI: [10.1039/C8CS00324F](https://doi.org/10.1039/C8CS00324F)
- [31] Babak Anasori, Maria R. Lukatskaya, Yury Gogotsi. 2D metal carbides and nitrides (MXenes) for energy storage. *Nature Review Materials* 2017.
- [32] How to build a better battery by Rebecca Heilweil, *vox.com*, 2022.
- [33] Rong Zhou, Huajun Guo, Yong Yang, Zhixing Wang, Xinhai Li, Yu Zhou, An alternative carbon source of silicon-based anode material for lithium ion batteries, *Powder Technology* 2016, 296-302. <https://doi.org/10.1016/j.powtec.2016.03.054>.

- [34] Y. Zhang, M.Sha, Q.Fu, H.Zhao, Y.Lei, An overview of metal-organic frameworks-derived carbon as anode materials for sodium- and potassium-ion batteries, *Materials Today Sustainability* 2022, 100156. <https://doi.org/10.1016/j.mtsust.2022.100156>.
- [35] Nadeem Khan, Guihong Han, Shaikat Ali Mazari, Carbon nanotubes-based anode materials for potassium ion batteries: A review, *Journal of Electroanalytical Chemistry* 2022, 116051. <https://doi.org/10.1016/j.jelechem.2022.116051>.
- [36] Mohd Riyaz, Shivangi Garg, Navjot Kaur, Neetu Goel, Boron doped graphene as anode material for Mg ion battery: A DFT study, *Computational and Theoretical Chemistry* 2022, 113757. <https://doi.org/10.1016/j.comptc.2022.113757>.
- [37] Weijie Cheng, Xing Wang, Jianfeng Huang, Yong Wang, Lixiong Yin, Jiayin Li, Xingang Kong, Qi Feng, Electrochemical study of reduced graphene oxide@Zn₂Ti₃O₈ nanocomposites as a superior anode for Li-ion battery, *Chemical Engineering Science* 2022, 117872. <https://doi.org/10.1016/j.ces.2022.117872>.
- [38] S. Harish, P. Uma Sathyakam, A review of tin selenide-based electrodes for rechargeable batteries and supercapacitors, *Journal of Energy Storage* 2022, 104966. <https://doi.org/10.1016/j.est.2022.104966>.
- [39] Iman Zeydabadi-Nejad, Naeem Zolfaghari, Mahmoud Mousavi Mashhadi, Mostafa Baghani, Majid Baniassadi, Anatase TiO₂ nanotubes as Li-ion battery anodes: A molecular dynamics study of Li-ion adsorption on anatase nanotubes, *Sustainable Energy Technologies and Assessments* 2021, 101438. <https://doi.org/10.1016/j.seta.2021.101438>.
- [40] Prena Chaturvedi, Amarsingh Bhabu Kanagaraj, Maryam Sultan Al Nahyan, Hamda Al Shibli, Amal Abdulla Ashoor, Hamed Fadaq, Sultan Al Dahmani, Daniel S. Choi, Electrical and electrochemical properties of carbon nanotube-based free standing LTO electrodes for current collector-free Li-ion batteries, *Current Applied Physics* 2019, 1150-1155. <https://doi.org/10.1016/j.cap.2019.07.009>.
- [41] Aijia Wei, Wen Li, Lihui Zhang, Bin Ren, Xue Bai, Zhenfa Liu, Enhanced electrochemical performance of a LTO/N-doped graphene composite as an anode material for Li-ion batteries, *Solid State Ionics* 2017, 98-104. <https://doi.org/10.1016/j.ssi.2017.09.017>.
- [42] Qinyuan Huang, Jinbo Hu, Mei Zhang, Mengxiao Li, Ting Li, Guangming Yuan, Yuan Liu, Xiang Zhang, Xiaowei Cheng, Li-ion charge storage performance of wood-derived carbon fibers@MnO as a battery anode, *Chinese Chemical Letters* 2022, 1091-1094. <https://doi.org/10.1016/j.ccllet.2021.06.088>.
- [43] Shouji Huang, Huapeng Li, Guobao Xu, Xiong Liu, Qi Zhang, Liwen Yang, Juexian Cao, Xiaolin Wei, Porous N-doped carbon sheets wrapped MnO in 3D carbon network as high-performance anode for Li-ion batteries, *Electrochimica Acta* 2020, 136115. <https://doi.org/10.1016/j.electacta.2020.136115>.
- [44] Bo Long, Xiangyang Zhou, Jingjing Tang, Juan Yang, Facile synthesis of graphene encapsulated MnO nanorods as anode material for Li-ion batteries, *Chemical Physics Letters* 2018, 129-132. <https://doi.org/10.1016/j.cplett.2018.08.079>.
- [45] Mingchao Wang, Han Ye, Chenxi Zhai, Amorphization-induced energy loss of amorphous Si anodes for Li-ion batteries, *Scripta Materialia* 2022, 114958. <https://doi.org/10.1016/j.scriptamat.2022.114958>.
- [46] Yaxiong Yang, Shugang Liu, Zhe Dong, Zhenguo Huang, Cheng Lu, Yongjun Wu, Mingxia Gao, Yongfeng Liu, Hongge Pan, Hierarchical conformal coating enables highly stable microparticle Si anodes for advanced Li-ion batteries, *APPLIED materialstoday* 2022, 101403. <https://doi.org/10.1016/j.apmt.2022.101403>.
- [47] Chenghao Wu, Guanxia Zhu, Qiong Wang, Minghong Wu, Haijiao Zhang, Sn-based nanomaterials: From composition and structural design to their electrochemical performances for Li- and Na-ion batteries, *Energy Storage Materials* 2021, 430-462. <https://doi.org/10.1016/j.ensm.2021.09.026>.
- [48] Ho-Sung Yang, Byoung-Sun Lee, Woong-Ryeol Yu, Simple design of a Si-Sn-C ternary composite anode for Li-ion batteries, *Journal of Industrial and Engineering Chemistry* 2021, 275-282. <https://doi.org/10.1016/j.jiec.2021.03.043>.
- [49] Challa Vijaya Kumar, Ajith Pattammattel, Introduction to Graphene, Chapter 1: Discovery of graphene and beyond 2017, 1-15. <https://doi.org/10.1016/B978-0-12-813182-4.00001-5>.
- [50] Yan Feng, Cai-yu Cao, Jing Zeng, Ri-chu Wang, Chao-qun Peng, Xiao-feng Wang, Hierarchical porous Co₃O₄ spheres fabricated by modified solvothermal method as anode material in Li-ion batteries, *Transactions of Nonferrous Metals Society of China* 2022, 1253-1260. [https://doi.org/10.1016/S1003-6326\(22\)65871-0](https://doi.org/10.1016/S1003-6326(22)65871-0).

- [51] KaiBo Zhang, PeiYi Guo, Min Zeng, YuQing Zhang, Yuan Bai, Jing Li, Double modification to effectively improve electrochemical performance of Co_3O_4 as Li-ion batteries anode, *Material Letters* 2020, 128558, <https://doi.org/10.1016/j.matlet.2020.128558>.
- [52] Mahshid Ershadi, Mehran Javanbakht, Daniel Brandell, Sayed Ahmad Mozaffari, Ali Molaie Aghdam, Facile Synthesis of Amino-functionalized Mesoporous $\text{Fe}_3\text{O}_4/\text{rGO}$ 3D Nanocomposite by Diamine compounds as Li-ion Battery Anodes, *Applied Surface Science* 2022, 154120, <https://doi.org/10.1016/j.apsusc.2022.154120>.
- [53] Jiarui Huang, Qingshan Dai, Chengjie Cui, Hiabo Ren, Xiaojing Lu, Yong Hong, Sang Woo Joo, Cake-like porous $\text{Fe}_3\text{O}_4/\text{C}$ nanocomposite as high-performance anode for Li-ion battery, *Journal of Electroanalytical Chemistry* 2022, 116508, <https://doi.org/10.1016/j.jelechem.2022.116508>.
- [54] Zhenghui Zhao, Abdul Rehman Akbar, Zhikang Liu, Yao Lu, Yu Chen, Chuanxi Xiong, Nanodestructive CNT chained Fe_3O_4 anode materials for high-performance Li-ion batteries, *Colloids and Surfaces A: Physicochemical and Engineering Aspects* 2022, 128084, <https://doi.org/10.1016/j.colsurfa.2021.128084>.
- [55] Zhitong Li, Ning Qiao, Jiabin Nie, Jian Zhao, Jing Wang, Xiaoxin Feng, Shaowei Yao, $\text{NiO}/\text{NiFe}_2\text{O}_4$ nanocubes derived from Prussian blue as anode materials for Li-ion batteries, *Materials Letters* 2020, 128077, <https://doi.org/10.1016/j.matlet.2020.128077>.
- [56] Yiwen Hong, Jingxia Yang, Jingli Xu, Won Mook Choi, Template-free synthesis of hierarchical NiO microtubes as high performance anode materials for Li-ion batteries, *Current Applied Physics* 2019, 715-720, <https://doi.org/10.1016/j.cap.2019.03.019>.
- [57] Simran Kour, Shweta Tanwar, A.L. Sharma, A review on challenges to remedies of MnO_2 based transition-metal oxide, hydroxide, and layered double hydroxide composites for supercapacitor applications, *materialstoday COMMUNICATIONS* 2022, 104033, <https://doi.org/10.1016/j.mtcomm.2022.104033>.
- [58] Xinlong Liu, Feng Xu, Zhiyong Li, Wei Yang, Yufei Zhang, Haosen Fan, Hui Ying Yang, Design strategy for MXene and metal chalcogenides/ oxides hybrids for supercapacitors, secondary batteries and electro/photocatalysis, *Coordination Chemistry Reviews* 2022, 214544, <https://doi.org/10.1016/j.ccr.2022.214544>.
- [59] Kangdong Tian, Xiabin Hui, Haoyu Wang, Zhiwei Zhang, Luyuan Zhang, Chengxiang Wang, Longwei Yin, In situ growth of $\text{Li}_4\text{T}_5\text{O}_{12}$ nanoparticles on $\text{Ti}_3\text{C}_2\text{T}_x$ MXene for efficient electron transfer as high-rate anode of Li ion battery, *Electrochimica Acta* 2022, 140242, <https://doi.org/10.1016/j.electacta.2022.140242>.
- [60] Yi Wang, Jun Cao, Jinghe Guo, Jianglei Zhang, Guangsen Liu, Dong Wang, Weimeng Si, Jia Song, Xiuxia Meng, Guangwu Wen, Flexible reduced graphene oxide/ V_2O_5 composite battery-type cathode and MXene capacitor-type anode for aqueous zinc ion hybrid supercapacitors with high energy density, *Journal of Alloys and Compounds* 2022, 165418, <https://doi.org/10.1016/j.jallcom.2022.165418>.
- [61] Zhiyi Wu, Shan Zhu, Xiangren Bai, Ming Liang, Xiang Zhang, Naiqin Zhao, Chunnian He, One-step in-situ synthesis of Sn-nanoconfined $\text{Ti}_3\text{C}_2\text{T}_x$ MXene composites for Li-ion battery anode, *Electrochimica Acta* 2022, 139916, <https://doi.org/10.1016/j.electacta.2022.139916>.
- [62] Yau Jamilu Muhammad, Mikail Abdulkarim Alhaji, Mohammed Abdullahi Gele, Badamasi Haruna, Sirajo Alhassan, Dauda Graba, Ahmed Misbahu, A review of two-dimensional materials in electrocatalysis and their potential applications, *Am. J. Mater. Synth. Process.* 4 (1) (2019) 9-22.
- [63] Nadeem Baig, Two-dimensional nanomaterials: A critical review of recent progress, properties, applications, and future directions, *Composites Part A: Applied Science and Manufacturing* 2023, <https://doi.org/10.1016/j.compositesa.2022.107362>.
- [64] Rajesh Kumar, Angel Perez del Pino, Sumanta Sahoo, Rajesh Kumar Singh, Wai Kian Tan, Kamal K.Kar, Atsunori Matsuda, Ednan Joanni, Laser processing of graphene and related materials for energy storage: State of the art and future prospects, *Progress in Energy and Combustion Science* 2022, 100981, <https://doi.org/10.1016/j.peccs.2021.100981>.
- [65] Gowhar A. Naikoo, Fareeha Arshad, Muniba Almas, Israr U. Hassan, Mona Z. Pedram, Alaa A.A. Aljabali, Vijay Mishra, Angel Serrano-Aroca, Martin Birkett, Nitin B. Charbe, Rohit Goyal, Poonam Negi, Mohamed El-Tanani, Murtaza M. Tambuwala, 2D materials, synthesis, characterization and toxicity: A critical review, *Chemico-Biological Interactions* 2022, 110081, <https://doi.org/10.1016/j.cbi.2022.110081>.
- [66] Elias E. Elemike, Jerry Adeyemi, Damian C. Onwudiwe, Lei Wei, Adebola O. Oyedeji, The future of energy materials: A case of MXenes-carbon dots nanocomposites, *Journal of Energy Storage* 2022, 104711, <https://doi.org/10.1016/j.est.2022.104711>.

- [67] Nikhil Thakur, Pawan Kumar, Dinesh C. Sati, R. Neffati, Pankaj Sharma, Recent advances in two-dimensional MXenes for power and smart energy systems, *Journal of Energy Storage* 2022, 104604. <https://doi.org/10.1016/j.est.2022.104604>.
- [68] C. Deepa, L. Rajeshkumar, M. Ramesh, Preparation, synthesis, properties and characterization of graphene-based 2D nano-materials for biosensors and bioelectronics, *Journal of Materials Research and Technology* 2022, 2657-2694. <https://doi.org/10.1016/j.jmrt.2022.06.023>.
- [69] Shahinoor Alam, Mohammad Asaduzzaman Chowdhury, Abdus Shahid, Rubel Alam, Abdur Rhim, Synthesis of emerging two-dimensional (2D) materials – Advances, challenges and prospects, *FlatChem* 2021, 100305. <https://doi.org/10.1016/j.flatc.2021.100305>.
- [70] Duraisami Dhamodharan, Veeman Dhinakaran, Hun-Soo Byun, MXenes: An emerging 2D material, *Carbon* 2022, 366-383. <https://doi.org/10.1016/j.carbon.2022.03.004>.
- [71] Qingying Feng, Yingqing Zhan, Wei Yang, Hongyu Dong, Ao Sun, Lingli Li, Ximin Chen, Yiwen Chen, Ultra-high flux and synergistically enhanced anti-fouling Ag@MXene lamellar membrane for the fast purification of oily wastewater through nano-intercalation, photocatalytic self-cleaning and antibacterial effect, *Separation and Purification Technology* 2022, 121635. <https://doi.org/10.1016/j.seppur.2022.121635>.
- [72] Sana Munir, Mirza Mahmood Baig, Sonia Zulfiqar, Muhammad Saqib Saif, Philips O. Agboola, Muhammad Farooq Warsi, Imran Shakir, Synthesis of 2D material based Bi₂O₃/MXene nanohybrids and their applications for the removal of industrial effluents, *Ceramics International* 2022, 21717-21730. <https://doi.org/10.1016/j.ceramint.2022.04.148>.
- [73] Chinmayee Das, Tajamul Shafi, Sharadwata Pan, Brajesh K. Dubey, Shamik Chowdhury, Graphene-based macromolecular assemblies as high-performance absorbents for oil and chemical spills response and cleanup, *Journal of Environmental Engineering* 2022, 107586. <https://doi.org/10.1016/j.jece.2022.107586>.
- [74] Hong Yu, Yonghui Wang, Yao Jing, Jianmin Ma, Cheng-Feng Du, Qingyu Yan. Surface Modifies MXene-Based Nanocomposites for Electrochemical Energy Conversion and Storage. *Small* 2019. <https://doi.org/10.1002/sml.201901503>.
- [75] Masashi Okubo, Akira Sugahara, Satoshi Kajiyama, Atsuo Yamada. MXene as a Charge Storage Host. *Acc. Chem. Res.* 2018, 51, 3, 591-599. <https://doi.org/10.1021/acs.accounts.7b00481>.
- [76] Mohammad Khazaei, Avanish Mishra, Natarajan S. Venkataramanan, Abhishek K. Singh, Seiji Yunoki. Recent advances in MXenes: From fundamentals to applications. *Current Opinion in Solid and Materials Science* 2019. Pages 164-178. <https://doi.org/10.1016/j.cossms.2019.01.002>.
- [77] Muhammad Sajid. MXenes: Are they emerging materials for analytical chemistry applications? A review. *Analytica Chimica Acta* 2021. Pages 267-280. <https://doi.org/10.1016/j.aca.2020.08.063>.
- [78] Jing Zhu, Enna Ha, Guoliang Zhao, Yang Zhou, Deshun Huang, Guozong Yue, Liangsheng Hu, Ning Sun, Yong Wang, Lawrence Yoon Suk Lee, Chen Xu, Kwok-Yin Wong, Didier Astruc, Pengxiang Zhao. Recent advance in MXenes: A promising 2D material for catalysis, sensor and chemical adsorption. *Coordination Chemistry Reviews* 2017, Pages 306-327. <https://doi.org/10.1016/j.ccr.2017.09.012>.
- [79] Hao Xu, Aobo Ren, Jiang Wu, Zhiming Wang. Recent Advances in 2D MMenes for Photodetection. *ADVANCED FUNCTIONAL MATERIALS* 2020, 2000907.
- [80] Michael Naguib, Murat Kurtoglu, Volker Presser, Jun Lu, Junjie Niu, Min Heon, Lars Hultman, Yury Gogotsi, Michel W. Barsoum, Two-Dimensional Nanocrystals Produced by Exfoliation of Ti₃AlC₂, *ADVANCED MATERIALS* 2011, DOI: 10.1002/adma.201102306.
- [81] Yi Wei, Peng Zhang, Razium A. Soomro, Qizhen Zhu, Bin Xu. Advanced in the Synthesis of 2D MXenes. *ADVANCED MATERIALS* 2021, 2103148. <https://doi.org/10.1002/adma.202103148>.
- [82] M.Q. Long, K.K. Tang, J. Xiao, J.Y.Li, J. Chen, H. Gao, W.H. Chen. C.T. Liu, H. Liu, Recent advances on MXene based materials for energy storage applications, *Materials Today Sustainability* 2022, 100163. <https://doi.org/10.1016/j.mtsust.2022.100163>.
- [83] Mutawara Mahmood Baig, Iftikhar Hussain Gul, Sherjeel Mahmood Baig, Faisal Shahzad, 2D MXenes: Synthesis, properties, and electrochemical energy storage for supercapacitors- A review, *Journal of Electroanalytical Chemistry* 2022, 115920. <https://doi.org/10.1016/j.jelechem.2021.115920>.

- [84] Michel W. Barsoum, Yury Gogotsi, Removing roadblocks and opening new opportunities for MXenes, *Ceramics International* 2022, <https://doi.org/10.1016/j.ceramint.2022.10.051>.
- [85] Alexey Lipatov, Adam Goad, Micheal J. Loes, Nataliia S. Vorobeva, Jehad Abourahma, Yury Gogotsi, Alexander Sinitskii, High electrical conductivity and breakdown current density of individual monolayer Ti₃C₂T_x MXene flakes, *Matter* 2021, <https://doi.org/10.1016/j.matt.2021.01.021>.
- [86] Andrew D. Dillon, Micheal J. Ghidui, Alex L. Krick, Justin Griggs, Steven J. May, Yury Gogotsi, Michel W. Barsoum, Aaro T. Fafarman, Highly conductive optical quality solution-processed films of 2D Titanium Carbide, *ADVANCED FUNCTIONAL MATERIALS* 2016, <https://doi.org/10.1002/adfm.201600357>.
- [87] Ali Shayesteh Zeraati, Seyyed Alireza Mikhani, Pengcheng Sun, Michael Naguib, Paul V. Braun, Uttandaraman Sundararaj, Improved synthesis of Ti₃C₂T_x MXenes resulting in exceptional electrical conductivity, high synthesis yield, and enhanced capacitance, *Nanoscale* 2021, DOI: [10.1039/D0NR06671K](https://doi.org/10.1039/D0NR06671K).
- [88] Haiding Zhu, Zhuangzhuang Liang, Sensen Xue, Xuefeng Ren, Xingyi Liang, Wei Xiong, Liguao Gao, Anmin Liu. DFT practice in MXene-based materials for electrocatalysis and energy storage: From basics to applications. *Ceramics International* 2022. <https://doi.org/10.1016/j.ceramint.2022.06.070>.
- [89] Murat Kurtoglu, Micheal Naguib, Yury Gogotsi, Michel W. Barsoum. First principles study of two-dimensional early transition metal carbides. *Springer Link* 2012. 133-137.
- [90] Hui Zhang, Tao Hu, Xiaohui Wang, Yanchun Zhou. Structural defects in MAX phases and their derivative MXenes: A look forward. *Materials Science and Technology* 2019. <https://doi.org/10.1016/j.jmst.2019.03.049>.
- [91] M. Barsoum, The M_{N+1}AX_N Phases: A New Class of Solids; Thermodynamically Stable Nanolaminates, *Prog. Solid St. Chem.* 2000. Vol. 28, pp. 201-281.
- [92] Kalim Deshmukh, Aqib Muzaffar, Tomas Kovarik, M. Basheer Ahamed, S.K. Khadheer Pasha. Chapter 1- Introduction to 2D MXenes: fundamental aspects, MAX phase and MXene derivatives, current challenges, and future prospects. *MXenes and their Composites* 2022. <https://doi.org/10.1016/B978-0-12-823361-0.00009-5>.
- [93] Yongling An, Yuan Tian, Jinkui Feng, Yitai Qian, MXenes for advanced separator in rechargeable batteries, *materialstoday* 2022. <https://doi.org/10.1016/j.mattod.2022.06.006>.
- [94] Monireh Faraji, Faeze Parsaee, Mehdi Kheirmand, Facile fabrication of N-doped graphene/ Ti₃C₂T_x (MXene) aerogel with excellent electrocatalytic activity toward oxygen reduction in fuel cells and metal-air batteries, *Journal of Solid State Chemistry* 2021, 122529. <https://doi.org/10.1016/j.jssc.2021.122529>.
- [95] Zhaojie Yang, Minghua Zhang, Zhixin Zhao, Wenting Lan, Xi Zhang, Minmin Fan, Application of 2D nanomaterial MXene in anion exchange membranes for alkaline fuel cells: Improving ionic conductivity and power density, *International Journal of Hydrogen Energy* 2022, 18122-18138. <https://doi.org/10.1016/j.ijhydene.2022.03.269>.
- [96] Subhasree Panda, Kalim Deshmukh, S.K. Khadheer Pasha, Jayaraman Theerthagiri, Sivakumar Manickam, Myong Yong Choi, MXene based emerging materials for supercapacitor applications: Recent advances, challenges, and future perspectives, *Coordination Chemistry Reviews* 2022, 214518. <https://doi.org/10.1016/j.ccr.2022.214518>.
- [97] Yuanyuan Zhu, Sen Wang, Jiabin Ma, Prateek Das, Shuanghao Zheng, Zhong-Shuai Wu. Recent Status and Future Perspectives of 2D MXene for Micro-supercapacitors and Micro-batteries. *Energy Storage Materials* 2022 <https://doi.org/10.1016/j.ensm.2022.06.044>
- [98] Qikun Zhang, Yuchan Zhang, Chuoliang Wei, Yongling An, Liwen Tan, Shenglin Xiong, Jinkui Feng. Highly reversible lithium metal-organic battery enabled by a freestanding MXene interlayer. *Journal of Power Sources.* 2022, 230963 <https://doi.org/10.1016/j.jpowsour.2021.230963>.
- [99] Xing-Wen Huang, Song-Yi Liao, Yue-Zhu Li, Cun-Sheng Liu, Wei-Xiang Cheng, Chen Zhao, Yi-Zhao Chen, Yi-Dong Liu, Yong-Gang Min. Pseudocapacitive enhancement for layered PI@MXene porous organic cathode in advanced lithium-ion batteries. *Journal of Alloys and Compounds* 2022, 165559. <https://doi.org/10.1016/j.jallcom.2022.165559>.
- [100] Xueqin Xu, Li Yang, Wei Zheng, Heng Zhang, Fushuo Wu, Zhihua Tian, Peigen Zhang, ZhengMing Sun. MXenes with applications in supercapacitors and secondary batteries: A comprehensive review. *Materials report Energy* 2022, 100080. <https://doi.org/10.1016/j.matre.2022.100080>.

- [101] Fei Wang, Zhao Zhang, Imran Shakir, Chengbing Yu, Yuxi Xu, 2D Polymer Nanosheets for Membrane Separation, *ADVANCED SCIENCE* 2022, <https://doi.org/10.1002/advs.202103814>.
- [102] David. J. Wesolowski, Hsiu-Wen Wang, Michael Naguib, Katharine Page, Yury Gogotsi, Resolving the Structure of $Ti_3C_2T_2$ MXenes through Multi-Level Structural Modeling of the Atomic Pair Distribution Function, *Chemistry of Materials* 2015, DOI: [10.1021/acs.chemmater.5b04250](https://doi.org/10.1021/acs.chemmater.5b04250).
- [103] Michael Naguib, Vadym N. Mochalin, Michel W. Barsoum, Yury Gogotsi, 25th Anniversary Article: MXenes: A New Family of Two-Dimensional Materials, *ADVANCED MATERIALS* 2013, <https://doi.org/10.1002/adma.201304138>.
- [104] Guobing Ying, Sankalp Kota, Andrew D. Dillon, Aaron T. Fafarman, Michel W. Barsoum, Conductive transparent V_2CT_x (MXene) films, *FlatChem* 2018, 25-30, <https://doi.org/10.1016/j.flatc.2018.03.001>.
- [105] Wenxiao Chen, Lu Zhang Hao Ren, Tianyu Miao, Zhuo Wang, Ke Zhan, Junhe Yang, Bin Zhao, V_2CT_x MXene as novel anode for aqueous asymmetric supercapacitor with superb durability in $ZnSO_4$ electrolyte, *Journal of Colloid and Interface Science* 2022, 59-67, <https://doi.org/10.1016/j.jcis.2022.06.142>.
- [106] Krishnamoorthy Rajavel, Xuecheng Yu, Pengli Zhu, Yougen Hu, Rong Sun, Chingping Wong, Investigation on the structural quality dependent electromagnetic interference shielding performance of few-layer and lamellar Nb_2CT_x MXene nanostructures, *Journal of Alloys and Compounds* 2021, 160235, <https://doi.org/10.1016/j.jallcom.2021.160235>.
- [107] P. Abdul Rasheed, Ravu P. Pandey, Fawzi Banat, Shadi W. Hasan, Recent advances in niobium MXenes: Synthesis, properties, and emerging applications, *Matter* 2022, 546-572, <https://doi.org/10.1016/j.matt.2021.12.021>.
- [108] Lihe Yan, Yaoyao Ma, Jinhai Si, Xun Hou, Optical limiting property and mechanism of 2D MXene Nb_2CT_x nanosheets, *Optical Engineering* 2022, <https://doi.org/10.1117/1.OE.61.2.026108>.
- [109] Michael Ghidui, Michael Naghuib, Chenyang Shi, Olha Mashtalir, L M Pan, B Zhang, J Yang, Yury Gogotsi, Simon J.L. Billinge, Michel W. Barsoum, Synthesis and Characterization of Two-Dimensional Nb_4C_3 (MXene), *Chemical Communications* 2014, DOI: [10.1039/c4cc03366c](https://doi.org/10.1039/c4cc03366c).
- [110] Libo Wang, Darong Liu, Weiwei Lian, Qianku Hu, Xuqing Liu, Aiguo Zhou, The preparation of V_2CT_x by facile hydrothermal-assisted etching processing and its performance in lithium-ion battery, *Journal of Materials Research and Technology* 2020, 984-993, <https://doi.org/10.1016/j.jmrt.2019.11.038>.
- [111] Li Qin, Senyang Xu, Yang Liu, Shuhao Zhu, Linrui Hou, Changzhou Yuan, Facile hydrothermal construction of Nb_2CT_x/Nb_2O_5 as hybride anode materials for high-performance Li-ion batteries, *Chinese Chemical Letters* 2020, 1030-1033, <https://doi.org/10.1016/j.ccllet.2020.03.006>.
- [112] Jiabao Zhao, Jing Wen, Junpeng Xiao, Xinzhi Ma, Jiahui Gao, Lina Bai, Hong Gao, Xitian Zhang, Zhiguo Zhang, Nb_2CT_x MXene: High capacity and ultra-long cycle capability for lithium-ion battery by regulation of functional groups, *Journal of Energy Chemistry* 2021, 387-395, <https://doi.org/10.1016/j.jechem.2020.05.037>.
- [113] Ning Zhang, Yu Hong, Sanaz Yazdanparast, Mohsen Asle Zaeem, Superior structural, elastic and electronic properties of 2D titanium nitride MXenes over carbide MXenes: a comprehensive first principles study, *2D Materials*, <https://doi.org/10.1088/2053-1583/aacfb3>.
- [114] Weichen Hong, Brian C. Wyatt, Srinivasa Kartik Nemani, Babak Anasori, Double transition-metal MXenes: Atomistic design of two-dimensional carbides and nitrides, *MRS Bulletin* 2020, DOI: [10.1557/mrs.2020.251](https://doi.org/10.1557/mrs.2020.251).
- [115] Tao Hu, Zhaojin Li, Minmin Hu, Jiemin Wang, Qingmiao Hu, Qingzhong Li, Xiaohui Wang, Chemical origin of termination-functionalized MXenes: $Ti_3C_2T_2$ as a case study, *The Journal of Physical Chemistry* 2017, 19254-19261.
- [116] James L. Hart, Kanit Hantanasirisakul, Andrew C. Lang, Babak Anasori, David Pinto, Yevheniy Pivak, J. Tijn van Omme, Steven J. May, Yury Gogotsi, Mitra L. Taheri, Control of MXenes' electronic properties through termination and intercalation, *nature COMMUNICATIONS* 2019, <https://doi.org/10.1038/s41467-018-08169-8>.
- [117] Zhuoheng Bao, Chengjie Lu, Xin Cao, Peigen Zhang, Li Yang, Heng Zhang, Dawei Sha, Wei He, Wei Zhang, Long Pan, Zhengming Sun, Role of MXene surface terminations in electrochemical energy storage: A review, *Chinese Chemical Letters* 2021, <https://doi.org/10.1016/j.ccllet.2021.02.012>.

- [118] Mohammad Khazaei, Mahsa Aria, Taizo Sasaki, Chan-Yeup Chung, Natarajan S. Venkataramanan, Mehdi Estili, Yoshio Sakka, Yoshiyuki Kawazoe, Novel electronic and magnetic properties of two-dimensional transition metal carbides and nitrides, *ADVANCED FUNCTIONAL MATERIALS* 2012, <https://doi.org/10.1002/adfm.201202502>.
- [119] Mengyi Peng, Menglei Dong, Wei Wei, Huajie Xu, Chuntai Liu, Changyu Shen, The introduction of amino termination on Ti₃C₂ MXene surface for its flexible film with excellent property, *Carbon* 2021, <https://doi.org/10.1016/j.carbon.2021.04.049>.
- [120] Siby Thomas, Sruthi Thulaseedasan, Mohsen Asle Zaeem, Surface functionalization effect on physical properties and quantum capacitance of Ca₂C MXenes, *FlatChem* 2022, <https://doi.org/10.1016/j.flatc.2022.100414>.
- [121] Muhammad Zahir Iqbal, Muhammad Waqas Khan, Salma Siddique, Sikandar Aftab, MXenes: An exotic material for hybrid supercapacitors and rechargeable batteries, *Journal of energy storage* 2022, <https://doi.org/10.1016/j.est.2022.105914>.
- [122] Ayesha Khan Tareen, Karim Khan, Muhammad Iqbal, Ye Zhang, Jianyu Long, Asif Mahmood, Nasir Mahmood, Zhongjian Xie, Chuan Li, Han Zhang, Recent advance in two-dimensional MXenes: New horizons in flexible batteries and supercapacitors technologies, *Energy Storage Materials* 2022, <https://doi.org/10.1016/j.ensm.2022.09.030>.
- [123] Michael Naguib, Olha Mashtalir, Joshua Carle, Volker Presser, Jun Lu, Lars Hultman, Yury Gogotsi, Michel W. Barsoum, Two-Dimensional Transition Metal Carbides, *ACS Nano* 2012, DOI: 10.1021/nn204153h.
- [124] Olha Mashtalir, Michael Naguib, Vadym N. Mochalin, Yohan Dall'Agnese, Min Heon, Michel W. Barsoum, Yury Gogotsi, Intercalation and delamination of layered carbides and carbonitrides, *nature COMMUNICATIONS* 2013, DOI: 10.1038/ncomms2664.
- [125] Joseph Halim, Maria R Lukatskaya, Kevin M Cook, Jun Lu, Cole R Smith, Lars-Ake Naslund, Steven J May, Lars Hultman, Yury Gogotsi, Per Eklund, Michel W Barsoum, Transparent Conductive Two-Dimensional Titanium Carbide Epitaxial Thin Films, *Chemistry of Materials* 2014, DOI: 10.1021/cm500641a.
- [126] Michael Ghidui, Maria R Lukatskaya, Meng-Qiang Zhao, Yury Gogotsi, Michel W. Barsoum, Conductive two-dimensional titanium carbide 'clay' with high volumetric capacitance, *Nature* 2014, DOI: [10.1038/nature13970](https://doi.org/10.1038/nature13970).
- [127] Michael Naguib, Raymond R. Unocic, Beth L. Armstrong, Jagjit Nanda, Large-scale delamination of multi-layers transition metal carbides and carbonitrides "MXenes, *Royal Society of Chemistry* 2015, DOI: 10.1039/c5dt01247c.
- [128] Chuan Xu, Long Chen, Zhibo Liu, Hui-Ming Cheng, Wencai Ren, Bottom-Up Synthesis of 2D Transition Metal Carbides and Nitrides, *2D Metal Carbides and Nitrides (MXenes)* 2019. pp. 89-109, DOI:[10.1007/978-3-030-19026-2_6](https://doi.org/10.1007/978-3-030-19026-2_6).
- [129] Chuan Xu, Libin Wang, Zhibo Liu, Long Chen, Jingkun Guo, Ning Kang, Xiu-Liang Ma, Hui-Ming Cheng, Wencai Ren, Large-area high-quality 2D ultrathin Mo₂C superconducting crystals, *nature materials* 2015, DOI: 10.1038/NMAT4374.
- [130] Babak Anasori, Yu Xie, Majid Beidaghi, Jun Lu, Brian C. Hosler, Lars Hultman, Paul R. C. Kent, Yury Gogotsi, Michel W. Barsoum, Two-Dimensional, Ordered, Double Transition Metals Carbides (MXenes), *ACS Nano* 2015, <https://doi.org/10.1021/acsnano.5b03591>.
- [131] Patrick Urbankowski, Babak Anasori, Taron Makaryan, Dequan Er, Sankalp Kota, Patrick L. Walsh, Mengqiang Zhao, Vivek B. Shenoy, Michel W. Barsoum, Yury Gogotsi, Synthesis of two-dimensional titanium nitride Ti₄N₃ (MXene), *Nanoscale* 2016, DOI: 10.1039/c6nr02253g.
- [132] Alexey Lipatov, Mohamed Alhabeab, Maria R. Lukatskaya, Alex Boson, Yury Gogotsi, Alexander Sinitskii, Effect of Synthesis on Quality, Electronic Properties and Environmental Stability of Individual Monolayer Ti₃C₂ MXene Flakes, *ADVANCED ELECTRONIC MATERIALS* 2016, DOI: 10.1002/aelm.201600255.
- [133] W. Sun, S. A. Shah, Y. Chen, Z. Tan, H. Gao, T. Habib, M. Radovic, M. J. Green, Electrochemical etching of Ti₂AlC to Ti₂CT_x (MXene) in low concentration hydrochloric acid solution, *Journal of Materials Chemistry A* 2017, DOI:10.1039/C7TA05574A.
- [134] Tengfei Li, Lulu Yao, Qinglei Liu, Jiajun Gu, Ruichun Luo, Jinghan Li, Xudong Yan, Weiqiang Wang, Pan Liu, Bin Chen, Wang Zhang, Waseem Abbas, Raheela Naz, Di Zhang, Fluorine-free Synthesis of High Purity Ti₃C₂T_x (T= -OH, -O) via Alkali Treatment, *Angewandte Chemie* 2018, DOI:[10.1002/ange.201800887](https://doi.org/10.1002/ange.201800887).
- [135] Mian Li, Jun Lu, Kan Luo, Youbing Li, Keke Chang, Ke Chen, Jie Zhou, Johanna Rosen, Lars Hultman, Per Eklund, Per O.A. Persson, Shiyu Du, Zhifang Chai, Zhengren Huang, Qing Huang, Element Replacement Approach by Reaction with Lewis

Acidic Molten Salts to Synthesize Nanolaminated MAX Phases and MXenes, *J. Am. Chem. Soc.* 2019, <https://doi.org/10.1021/jacs.9b00574>.

[136] Youbing Li, Hui Shao, Zifeng Lin, Jun Lu, Per O.A. Persson, Per Eklund, Lars Hultman, Mian Li, Ke Chen, Xian-Hu Zha, Shiyu Du, Patrick Rozier, Zhifang Chai, Encarnacion Raymundo-Pinero, Pierre-Louis Taberna, Patrice Simon, Qing Huang, A general Lewis acidic etching route for preparing MXenes with enhanced electrochemical performance in non-aqueous electrolyte, *Nature Materials* 2020.

[137] Varun Natu, Rahul Pai, Maxim Sokol, Michael Carey, Vibha Kalra, Michel W. Barsoum, 2D $Ti_3C_2T_z$ MXENE Synthesized by Water-free Etching of Ti_3AlC_2 in Polar Organic Solvents, *Chem* 2020, <https://doi.org/10.1016/j.chempr.2020.01.019>.

[138] Samantha Husmann, Oznil Budak, Hwirim Shim, Kun Liang, Mesut Aslan, Angela Kruth, Antje Quade, Michael Naguib, Volker Presser, Ionic liquid-based synthesis of MXene, *Chem Commun* 2020, DOI: [10.1039/d0cc03189e](https://doi.org/10.1039/d0cc03189e).

[139] J. Vacik, P. Horak, S. Bakardjieva, V. Bejsovec, G. Ceccio, A. Cannavo, A. Torrisi, V. Lavrentie, R. Klie, Ion sputtering for preparation of thin MAX and MXene phases, *Radiation Effects and Defects in Solids* 2020, DOI:10.1080/10420150.2020.1718142.

[140] Jun Mei, Godwin A. Ayoko, Chunfeng Hu, John M. Bell, Ziqi Sun, Two-dimensional fluorine-free mesoporous Mo_2C MXene via UV-induced selective etching of Mo_2Ga_2C for energy storage, *Sustainable Materials and Technologies* 2020, <https://doi.org/10.1016/j.susmat.2020.e00156>.

[141] Christopher E. Shuck, Asia Sarycheva, Mark Anayee, Ariana Levitt, Yuanzhe Zhu, Simge Uzun, Vitaliy Balitskiy, Veronika Zahorodna, Oleksiye Gogotsi, Yury Gogotsi, Scalable Synthesis of $Ti_3C_2T_x$ MXene, *ADVANCED ENGINEERING MATERIALS* 2020, <https://doi.org/10.1002/adem.201901241>.

[142] Huanhuan Shi, Panpan Zhang, Zaichun Liu, SangWook Park, Martin R. Lohe, Yuping Wu, Ali Shaygan Nia, Sheng Yang, Xinliang Feng, Ambient-Stable Two-Dimensional Titanium Carbide (MXene) Enabled by Iodine Etching, *Angewandte Chemie* 2021, DOI: 10.1002/anie.202015627.

[143] Ali Jawaid, Asra Hassan, Gregory Neher, Dhriti Nepal, Ruth Pachter, W. Joshua Kennedy, Subramanian Ramakrishnan, Richard A. Vaia, Halogen Etch of Ti_3AlC_2 MAX Phase for MXene Fabrication, *ACS Nano* 2021, DOI: 10.1021/acsnano.0c08630.

[144] Xinyue Zhang, Wu Zhang, Haitao Zhao, Ultrasound-assisted fabrication of $Ti_3C_2T_x$ MXene toward enhanced energy storage performance, *Ultrasonics Sonochemistry* 2022, <https://doi.org/10.1016/j.ultsonch.2022.106024>.

[145] Alex Inman, Veronika Sedajova, Kyle Matthews, James Gravlín, Jeffrey Busa, Christopher E. Shuck, Armin VahidMohammadi, Aristide Bakandritsos, Mikhail Shekhirev, Michal Otyepka, Yury Gogotsi, Shear delamination of multilayer MXenes, *Journal of Materials Research* 2022, DOI:10.1557/s43578-022-00690-3.

[146] Hongtian He, Junkai Wang, Qixun Xia, Libo Wang, Qianku Hu, Aiguo Zhou, Effect of electrolyte on supercapacitor performance of two-dimensional molybdenum carbide (Mo_2CT_x) MXene prepared by hydrothermal etching, *Applied Surface Science* 2021, <https://doi.org/10.1016/j.apsusc.2021.150971>.

[147] Liang Zhao, Bo Li, Synthesis and recent applications of MXenes with Mo, V or Nb transition metals: a review, *Tungsten* 2020, <https://doi.org/10.1007/s42864-020-00048-4>.

[148] Tahir Haneef, Kashif Rasool, Jibrán Iqbal, Rab Nawaz, Muhammad Reza UI Mustafa, Khaled A Mahmoud, Tapati Sarkar, Asif Shahzad, *2D Materials* 2022, DOI 10.1088/2053-1583/ac9e66.

[149] Mohamed Alhabeab, Kathleen Maleski, Babak Anasori, Pavel Lelyukh, Leah Clark, Saleesha Sin, Yury Gogotsi, Guidelines for Synthesis and Processing of Two-Dimensional Titanium Carbide ($Ti_3C_2T_x$ MXene), *CHEMISTRY OF MATERIALS* 2017, DOI: 10.1021/acs.chemmater.7b02847.

[150] Yulong Ying, Yu Liu, Xinyu Wang, Yiyin Mao, Wei Cao, Pan Hu, Xinsheng Peng, Two-Dimensional Titanium Carbide for Efficiently Reductive Removal of Highly Toxic Chromium (VI) from Water, *ACS Appl. Mater. Interfaces* 2015, DOI [10.1021/am5074722](https://doi.org/10.1021/am5074722).

[151] Babak Anasori, Maria R. Lukatskaya, Yury Gogotsi, 2D metal carbides and nitrides (MXenes) for energy storage, *NATURE REVIEWS MATERIALS* 2017, DOI: 10.1038/natrevmats.2016.98.

- [152] Xiahan Sang, Yu Xie, Ming-Wei Lin, Mohamed Alhabeab, Katherine L. Van Aken, Yury Gogotsi, Paul R. C. Kent, Kai Xiao, Raymond R. Unocic, Atomic Defects in Monolayer Titanium Carbide ($\text{Ti}_3\text{C}_2\text{T}_x$) MXene, ACS Nano 2016, <https://doi.org/10.1021/acsnano.6b05240>.
- [153] Babak Anasori, Martin Dahlqvist, Joseph Halim, Eun Ju Moon, Jun Lu, Brain C. Holser, El'ad N. Caspi, Steven J. May, Lars Hultman, Per Eklund, Johanna Rosen, Michel W. Barsoum, Experimental and theoretical characterization of ordered MAX phases $\text{Mo}_2\text{TiAlC}_2$ and $\text{Mo}_2\text{Ti}_2\text{AlC}_3$, Applied physics 2015, <https://doi.org/10.1063/1.4929640>.
- [154] Jie Kong, Yan Song, Lei Wang, Ben Bin Xu, Transition Metal Carbide (MXene)- Polymer Nanocomposites/Chapter 3, Two-dimensional Inorganic Nanomaterials for Conductive Polymer Nanocomposites, ROYAL SOCIETY OF CHEMISTRY 2021.
- [155] Fanfan Liu, Aiguo Zhou, Jinfeng Chen, Jin Jia, Weijia Zhou, Lo Wang, Qianku Hu, Preparation of Ti_3C_2 and Ti_2C MXenes by fluoride salts etching and methane adsorptive properties, Applied Surface Science 2017, <https://doi.org/10.1016/j.apsusc.2017.04.239>.
- [156] Mohamed Benchakar, Lola Loupias, Cyril Garnero, Thomas Bilyk, Claudia Morais, Christine Canaff, Nadia Guignard, Sophie Morisset, Hanna Pazniak, Simon Hurand, Patrick Chartier, Jerome Pacaud, Vincent Mauchamp, Miche W. Barsoum, Aurelien Habrioux, Stephane Celerier, One MAX phase, different MXenes: a guideline to understand the crucial role of etching conditions on $\text{Ti}_3\text{C}_2\text{T}_x$ surface chemistry, Applied Surface Science 2020, <https://doi.org/10.1016/j.apsusc.2020.147209>.
- [157] Muhammad Tahir, Azmat Ali Khan, Sehar Tasleem, Rehan Mansoor, Areen Sherryana, Beenish Tahir, Recent advances in titanium carbide MXene-based nanotextures with influential effect of synthesis parameters for solar CO_2 reduction and H_2 production: A critical review, Journal of Energy Chemistry 2023, <https://doi.org/10.1016/j.jechem.2022.09.046>.
- [158] Aihu Feng, Yun Yu, Yong Wang, Feng Jiang, Yang Yu, Le Mi, Lixin Song, Two-dimensional MXene Ti_3C_2 produced by exfoliation of Ti_3AlC_2 , Materials & Design 2017, <https://doi.org/10.1016/j.matdes.2016.10.053>.
- [159] Ningjun Chen, Zhongyi Duan, Wenrui Cai, Yongbin Wang, Ben Pu, Haichao Huang, Yanting Xie, Qi Tang, Haitao Zhang, Weiqing Yang, Supercritical etching method for the large-scale manufacturing of MXenes, Nano Energy 2023, <https://doi.org/10.1016/j.nanoen.2022.108147>.
- [160] Maria R. Lukatskaya, Joseph Halim, Boris Dyatkin, Michael Naguib, Yulia S. Buranova, Michel W. Barsoum, Yury Gogotsi, Room-Temperature Carbide-Derived Carbon Synthesis by Electrochemical Etching of MAX Phases, Angew. Chem. Int. Ed. 2014, DOI: 10.1002/anie.201402513.
- [161] Menglin Song, Sin-Yi Pang, Feng Guo, Man-Chung Wong, Jianhua Hao, Fluoride-Free 2D Niobium Carbide MXenes as Stable and Biocompatible Nanoplatfoms for Electrochemical Biosensors with Ultrahigh Sensitivity, ADVANCED SCIENCE 2020, <https://doi.org/10.1002/advs.202001546>.
- [162] Xiaohong Xie, Yun Xue, Li Li, Siguo Chen, Yao Nie, Wei Ding, Zidong Wei, Surface Al leached Ti_3AlC_2 as a substitute for carbon for use as a catalyst support in a harsh corrosive electrochemical system, Nanoscale 2014, DOI: 10.1039/c4nr02080d.
- [163] I.R. Shein, A.L. Ivanovskii, Graphene-like titanium carbides and nitrides $\text{Ti}_{n+1}\text{C}_n$, $\text{Ti}_{n+1}\text{N}_n$ ($n=1,2$, and 3) from de-intercalated MAX phases: First-principles probing of their structural, electronic properties and relative stability, Computational Materials Science 2012, <http://dx.doi.org/10.1016/j.commatsci.2012.07.011>.
- [164] Ning Zhang, Yu Hong, Sanaz Yazdanparast, Mohsen Asle Zaeem, Superior Structural, Elastic and Electronic Properties of 2D Titanium Nitride MXenes Over Carbide MXenes: A Comprehensive First Principles Study, IOPscience 2018.
- [165] Ubaid Khan, Yijia Luo, Ling Bing Kong, Wenxiu Que, Synthesis of fluorine free MXene through Lewis acidic etching for application as electrode of proton supercapacitors, ALLOYS AND COMPOUNDS 2022, <https://doi.org/10.1016/j.jallcom.2022.166903>.
- [166] Fathiah Kamarulazam, Shahid Bashir, S. Ramesh, K. Ramesh, Emerging trends towards MXene-based electrolytes for electrochemical applications, Materials Science and Engineering 2023, <https://doi.org/10.1016/j.mseb.2023.116355>.
- [167] Tariq Bashir, Sara Adeeba Ismail, Jiaqi Wang, Wenhao Zhu, Jianqing Zhao, Lijun Gao, MXene terminating groups double bondO, -F or -OH, -F or double bondO, -OH, -F, or double bondO, -OH, -Cl?, Energy Chemistry 2023, <https://doi.org/10.1016/j.jechem.2022.08.032>.

- [168] Kailash Arole, Jackson W. Blivin, Sanjit Saha, Dustin E. Holta, Xiafei Zhao, Anubhav Sarmah, Huaixuan Cao, Miladin Radovic, Jodie L. Lutkenhaus, Micah J. Green, Water-dispersible $Ti_3C_2T_z$ MXene nanosheets by molten salt etching, *iScience* 2021, <https://doi.org/10.1016/j.isci.2021.103403>.
- [169] Louisiane Verger, Chuan Xu, Varun Natu, Hui-Ming Cheng, Wencai Ren, Michel W. Barsoum, Overview of the Synthesis of MXenes and Other Ultrathin 2D Transition Metal Carbides and Nitrides, *Current Opinion in Solid State and Materials Science* 2019, <https://doi.org/10.1016/j.cossms.2019.02.001>.
- [170] Zhiqiang Wang, Yingying Guo, Qian Zhang, Zhiyong Li, Yang Zhao, Huiyong Wang, Alkanolamine intercalation assisted liquid phase exfoliation of titanium carbide MXene nanosheets for highly efficient photocatalytic CO_2 reduction, *Journal of Molecular Liquids* 2022, <https://doi.org/10.1016/j.molliq.2022.120578>.
- [171] Zehai Xu, Yufan Zhang, Minmin Liu, Qin Meng, Chong Shen, Lushen Xu, Guoliang Zhang, Congjie Gao, Two-dimensional titanium carbide MXene produced by ternary cations intercalation via structural control with angstrom-level precision, *iScience* 2022, <https://doi.org/10.1016/j.isci.2022.105562>.
- [172] Mykola Seredych, Kathleen Maleski, Tyler S. Mathis, Yury Gogotsi, Delamination of MXenes using bovine serum albumin, *Colloids and Surfaces A: Physicochemical and Engineering Aspects* 2022, <https://doi.org/10.1016/j.colsurfa.2022.128580>.
- [173] Yitong Guo, Darong Liu, Bowen Huang, Libo Wang, Qixun Xia, Aiguo Zhou, Effects of surface compositions and interlayer distance on electrochemical performance of Mo_2CT_x MXene as anode of Li-ion batteries, *Journal of Physics and Chemistry of Solids* 2023, <https://doi.org/10.1016/j.jpcs.2023.111238>.
- [174] Guoxia Lv, Jing Wang, Zhiqiang Shi, Liping Fan, Intercalation and delamination of two-dimensional MXene ($Ti_3C_2T_x$) and application in sodium-ion batteries, *Materials Letters* 2018, <https://doi.org/10.1016/j.matlet.2018.02.016>.
- [175] Kang Rui Garrick Lim, Mikhail Shekirev, Brian C. Wyatt, Babak Anasori, Yury Gogotsi, Zhi Wei She, Fundamentals of MXene synthesis, *Nature Synthesis* 2022, DOI: 10.1038/s44160-022-00104-6.
- [176] Fei Han, Shaojuan Luo, Luoyuan Xie, Jiajie Zhu, Wei Wei, Xian Chen, Fuwei Liu, Wei Chen, Jinlai Zhao, Lei Dong, Kuai Yu, Xierong Zeng, Feng Rao, Lei Wang, Yang Huang, Boosting the Yield of MXene 2D Sheets via a Facile Hydrothermal Assisted Intercalation, *ACS Appl. Mater. Interfaces* 2019, DOI: 10.1021/acsami.8b22339.
- [177] Wei Wu, Jun Xu, Xingwei Tang, Peiwen Xie, Xianghui Liu, Jingsan Xu, Han Zhou, Di Zhang, Tongxiang Fan, Two-Dimensional Nanosheets by Rapid and Efficient Microwave Exfoliation of Layered Materials, *Chem. Mater.* 2018, <https://doi.org/10.1021/acs.chemmater.8b01976>.
- [178] Jiayue Wang, Wei Wu, Hiroki Kondo, Tongxiang Fan, Han Zhou, Recent progress in microwave-assisted preparation of 2D materials and catalysis applications, *Nanotechnology* 2022, DOI 10.1088/1361-6528/ac6c97.
- [179] Jinnan Xuan, Zhiqiang Wang, Yuyan Chen, Dujuan Liang, Liang Cheng, Xiaojing Yang, Zhuang Liu, Renzhi Ma, Takayoshi Sasaki, Fengxia Geng, Organic-Base-Driven Intercalation and Delamination for the Production of Functionalized Titanium Carbide Nanosheets with Superior Photothermal Therapeutic Performance, *Angew. Chem. Int. Ed.* 2016, DOI: 10.1002/anie.201606643.
- [180] Maria R Lukatskaya, Olha Mashtalir, Chang E Ren, Yohan Dall'Agnese, Patrick Rozier, Pierre Louis Taberna, Michael Naghuib, Patrice Simon, Michel W Barsoum, Yury Gogotsi, Cation intercalation and high volumetric capacitance of two-dimensional titanium carbide, *Science* 2013, DOI: [10.1126/science.1241488](https://doi.org/10.1126/science.1241488).
- [181] Mikhael D. Levi, Maria R. Lukatskaya, Sergey Sigalov, Majid Beidaghi, Netanel Shpigel, Leonid Daikhin, Doron Aurbach, Michel W. Barsoum, Yury Gogotsi, Solving Capacitive Paradox of 2D MXene using Electrochemical Quartz-Crystal Admittance and In Situ Electronic Conductance Measurements, *ADVANCED ENERGY MATERIALS* 2014, <https://doi.org/10.1002/aenm.201400815>.
- [182] Mikhail Shekirev, Yusuke Ogawa, Christopher E. Shuck, Mark Anayee, Takeshi Torita, Yury Gogotsi, Delamination of $Ti_3C_2T_x$ nanosheets with NaCl and KCl for Improved Environmental Stability of MXene Films, *ACS APPLIED NANO MATERIALS* 2022, <https://doi.org/10.1021/acsanm.2c03701>.
- [183] Michael Ghidui, Joseph Halim, Sankalp Kota, David Bish, Yury Gogotsi, Michel W. Barsoum, Ion-Exchange and Cation Solvation Reactions in Ti_3C_2 MXene, *CHEMISTRY OF MATERIALS* 2016, DOI: 10.1021/acs.chemmater.6b01275.

- [184] Nafiza Anjum, Okunzuwa Austine Ekuase, Vincent Obiozo Eze, O.I. Okoli, Ti-based MXenes for Energy Storage Application: Structure, Properties, Processing Parameters and Stability, ECS Journal of Solid State Science and Technology 2022, DOI:[10.1149/2162-8777/ac9336](https://doi.org/10.1149/2162-8777/ac9336).
- [185] Ailing Hu, Jun Yu, Huizhong Zhao, Han Zhang, Wei Li, One-step synthesis for cations intercalation of two-dimensional carbide crystal Ti_3C_2 MXene, Applied Surface Science 2020, <https://doi.org/10.1016/j.apsusc.2019.144538>.
- [186] Kathleen Maleski, Vadym N. Mochalin, Yury Gogotsi, Dispersions of Two-Dimensional Titanium Carbide MXene in Organic Solvents, CHEMISTRY OF MATERIALS 2017, DOI: [10.1021/acs.chemmater.6b04830](https://doi.org/10.1021/acs.chemmater.6b04830).
- [187] Talya Tahir, Dalal Alhashmialameer, Sonia Zulfiqar, Amany M. E. Atia, Muhammad Farooq Warsi, Khadija Chaudhary, Heba M. El Refay, Wet chemical synthesis of Gd^{+3} doped mesoporous hierarchical architectures as advanced supercapacitor material, Ceramics International 2022, <https://doi.org/10.1016/j.ceramint.2022.05.135>.
- [188] Ting Zheng, Xin Zhang, Yang Li, Yifeng Zhu, Weifan Yan, Zhenquan Zhao, Lili Zhang, Chengying Bai, Xiaodong Wang, Wet-spinning of continuous hyaluronic-based MXene/CNTs hybrid fibers for flexible supercapacitor applications, Materials Letters 2023, <https://doi.org/10.1016/j.matlet.2023.133891>.
- [189] Xing Wu, Wenxuan Hu, Jiahuan Qiu, Biao Geng, Miao Du, Qiang Zheng, Solvent-assisted self-assembly to fabricate a ternary flexible free-standing polyaniline@MXene-CNTs electrode for high-performance supercapacitors, Journal of Alloys and Compounds 2022, <https://doi.org/10.1016/j.jallcom.2022.166062>.
- [190] Zhihao Zhang, Hangjun Ying, Pengfei Huang, Shunlong Zang, Zhao Zhang, TianTian Yang, Wei-Qiang Han, Porous Si decorated on MXene as free standing anodes for lithium-ion batteries with enhanced diffusion properties and mechanical stability, Chemical Engineering Journal 2023, <https://doi.org/10.1016/j.cej.2022.138785>.
- [191] Yuxin Liu, Yi Yang, Bowen Deng, Lei Jing, Bo Yin, Mingbo Yang, Vertically aligned polyaniline nano-array decorated on ultra-thin MXene nanosheets for high energy density supercapacitors, Journal of Energy Storage 2022, <https://doi.org/10.1016/j.est.2022.105893>.
- [192] Mikhail Shekhirev, Jeffrey Busa, Christopher E. Shuck, Angel Torres, Saman Bagheri, Alexander Sinitskii, Yury Gogotsi, Ultralarge Flakes of Ti_3C_2Tx MXene via Soft Delamination, ACS NANO 2022, <https://doi.org/10.1021/acs.nano.2c04506>.
- [193] Qinxiao Zhang, Runze Fan, Weihua Cheng, Peiyi Ji, Jie Sheng, Qingliang Liao, Huirong Lai, Xueli Fu, Chenhao Zhang, Hui Li, Synthesis of Large-Area MXenes with High Yields through Power-Focused Delamination Utilizing Vortex Kinetic Energy, ADVANCED SCIENCE 2022, <https://doi.org/10.1002/advs.202202748>.
- [194] Xianwu Huang, Peiyi Wu, A Facile, High-Yield, and Freeze-and Thaw-Assisted Approach to Fabricate MXene with Plentiful Wrinkles and Its Application in On-Chip Micro-Supercapacitors, ADVANCED FUNCTIONAL MATERIALS 2020, <https://doi.org/10.1002/adfm.201910048>.
- [195] Li Yue, Kamdem Pascal, Xiaojuan Jin, A Freeze-and-Thaw-Assisted Approach to Fabricate MXene/ZIF-8 Composites for High-Performance Supercapacitors and Methylene Blue Adsorption, Journal of The Electrochemical Society 2020, DOI:[10.1149/1945-7111/aba934](https://doi.org/10.1149/1945-7111/aba934).
- [196] Eduardo Tabares, Antonia Jimenez-Morales, Sophia Alexandra Tsipas, Study of the synthesis of MAX phase Ti_3SiC_2 powders by pressureless sintering, Boletin de la Sociedad Espanola de Ceramica y Vidrio 2021, <https://doi.org/10.1016/j.bsecv.2020.01.004>.
- [197] Jesus Gonzalez-Julian, Processing of MAX phases: From synthesis to applications, Journal of the American Ceramic Society 2021, <https://doi.org/10.1111/jace.17544>.
- [198] S.N. Perevislov, T.V. Sokolova, V.L. Stolyarova, The Ti_3SiC_2 max phases as promising materials for high temperature applications: Formation under various synthesis conditions, Materials Chemistry and Physics 2021, <https://doi.org/10.1016/j.matchemphys.2021.124625>.
- [199] Jerzy Lis, Self-Propagating High-Temperature Synthesis, Encyclopedia of Materials Technical Ceramics and Glasses 2021, <https://doi.org/10.1016/B978-0-12-803581-8.12076-4>.
- [200] N.N. Aghajanyan, S.K. Dolukhanyan, O.P. Ter-Galstyan, G.N. Muradyan, A.A. Hovhannisyanyan, Self-propagating high-temperature of MAX phases in Ti-Zr-Al-C system (C:P15), Ceramics International 2022, <https://doi.org/10.1016/j.ceramint.2022.11.041>.

- [201] Lin Feng, Meiqian Lv, Qian Qian, Ruixiang Luo, Bo Huang, The synthesis of high purity Ti_3AlC_2 MAX phase via molten salt method, *Advanced Powder Technology* 2023, <https://doi.org/10.1016/j.apt.2022.103920>.
- [202] Zetan Liu, Jingkun Xu, Xiaoqing Xi, Weijia Luo, Ji Zhou, Molten salt dynamic sealing synthesis of MAX phases (Ti_3AlC_2 , Ti_3SiC_2 et al.) powder in air, *Ceramics International* 2023, <https://doi.org/10.1016/j.ceramint.2022.08.325>.
- [203] Subhra Kanti De, Chiranjit Roy, Somnath Bhattacharyya, Effect of varying Ti/V ratio on synthesis, thermal behavior, optical band gap, and electrical properties of $(Ti_xV_{1-x})_2AlC$ MAX phase, *Journal of Alloys and Compounds* 2023, <https://doi.org/10.1016/j.jallcom.2022.167471>.
- [204] Mohammad Yunus, Rakesh Kumar, Bikas C. Maji, Madangopal Krishnan, An optimized method for synthesizing phase-pure Ti_3AlC_2 MAX-phase through spark plasma sintering, *Journal of European Ceramic Society* 2022, <https://doi.org/10.1016/j.jeurceramsoc.2021.10.030>.
- [205] Mohsen Ebrahimi, Chang-Tong Mei, Optoelectronic properties of $Ti_3C_2T_x$ MXene transparent conductive electrodes: Microwave synthesis of parent MAX phase, *Ceramics International* 2020, <https://doi.org/10.1016/j.ceramint.2020.07.307>.
- [206] Mohsen Hossein-Zadeh, Ehsan Ghasali, Omid Mirzaee, Hamidreza Mohammadian-Semnani, Masoud Alizadeh, Yasin Orooji, Touradj Ebadzadeh, An investigation into the microstructure and mechanical properties of V_2AlC MAX phase prepared by microwave sintering, *Journal of Alloys and Compounds* 2019, <https://doi.org/10.1016/j.jallcom.2019.05.029>.
- [207] Clio Azina, Tim Bartsch, Damian M. Holzapfel, Martin Dahlqvist, Johanna Rosen, Lukas Lofler, Alba San Jose Mendez, Marcus Hans, Daniel Primetzhofer, Jochen M. Schneider, Yttrium incorporation in Cr_2AlC : On the metastable phase formation and decomposition of $(Cr, Y)_2AlC$ MAX phase thin films, *Journal of the American Ceramic Society* 2022, <https://doi.org/10.1111/jace.18931>.
- [208] Jianghuai Yuan, Zhenyu Wang, Guanshui Ma, Xiaojing Bai, Yong Li, Xiaoying Cheng, Peiling Ke, Aiying Wang, MAX phase forming mechanism of M-Al-C (m=Ti, V, Cr) coating: In-situ X-ray diffraction and first-principle calculations, *Journal of Materials Science & Technology* 2023, <https://doi.org/10.1016/j.jmst.2022.09.045>.
- [209] G.N. Muradyan, S.K. Dolukhanyan, A.G. Aleksanyan, O.P. Ter-Galstyan, N.L. Mnatsakanyan, K.V. Asatryan, S.S. Mardanyan, A.A. Hovhannisyanyan, Synthesis in hydride cycle of Ti-Al-C based MAX phases from mixture of titanium carbohydrides and aluminum powders, *Ceramics International* 2022, <https://doi.org/10.1016/j.ceramint.2022.11.125>.
- [210] Mikhail Shekhirev, Christopher E. Shuck, Asia Sarycheva, Yury Gogotsi, Characterization of MXenes at every step, from their precursors to single flakes and assembled films, *Progress in Materials Science* 2021, <https://doi.org/10.1016/j.pmatsci.2020.100757>.
- [211] Shuangbao Wang, Yuying Liu, Yun Liu, Zhihao Shi, Jian Zhau, Jiajun Zhu, Wanbiao Hu, Identifying the surface properties of $Ti_3C_2T_x$ MXene through transmission electron microscopy, *Cell Reports Physical Science* 2022, <https://doi.org/10.1016/j.xcrp.2022.101151>.
- [212] Asra Hassa, W. Josh Kennedy, Hilmar Koerner, Jinwoo Hwang, David W. McComb, Probing Changes in the Electronic Structure and Chemical Bonding of Ti_3C_2 MXene Sheets with Electron Energy-Loss Spectroscopy, Cambridge University Press 2022, doi: 10.1017/S1431927622006936.
- [213] T. Bilyk, M. Benchakar, M. Bugnet, L. Loupias, P. Chartier, H. Pazniak, M.L. David, A. Habrioux, S. Celerier, J. Pacaud, V. Mauchamp, Electronic Structure Sensivity to Surface Disorder and Nanometer-Scale Impurity of 2D Titanium Carbide MXene Sheets as Revealed by Electron Energy-Loss Spectroscopy, *PHYSICAL CHEMISTRY C* 2020, <https://doi.org/10.1021/acs.jpcc.0c06798>.
- [214] Samira Molaeipour, Mehrdad Dadsetani, Reihan Nejatipour, Electron energy-loss spectra of functionalized titanium and zirconium MXene monolayers, including excitonic effects, *Journal of Physics and Chemistry of Solids* 2022, <https://doi.org/10.1016/j.jpcs.2022.110881>.
- [215] Matej Micusik, Miroslav Slouf, Anastasiia Stepura, Yaryna Soyka, Evgeni Ovodok, Michal Prochazka, Maria Omastova, Aging of 2D MXene nanoparticles in air: An XPS and TEM study, *Applied Surface Science* 2023, <https://doi.org/10.1016/j.apsusc.2022.155351>.
- [216] Varun Natu, Mohamed Benchakar, Christine Canaff, Aurelien Habrioux, Stephane Celerier, Michel W. Barsoum, A critical analysis of the X-ray photoelectron spectra of $Ti_3C_2T_z$ MXenes, *Matter* 2021, <https://doi.org/10.1016/j.matt.2021.01.015>.

- [217] Joseph Halim, Kevin M. Cook, Michael Naguib, Per Eklund, Yury Gogotsi, Johanna Rosen, Michel W. Barsoum, X-ray photoelectron spectroscopy of select multi-layered transition metal carbides (MXenes), *Applied Surface Science* 2016, <https://doi.org/10.1016/j.apsusc.2015.11.089>.
- [218] Lingyun Li, Jing Xu, Minjie Shi, Jing He, Jintian Jiang, Kun Dai, Zhimin Jiang, Chao Yan, In-situ Raman investigation and application of MXene-stabilized polypyrrole composite for flexible aqueous batteries, *Materials & Design* 2022, <https://doi.org/10.1016/j.matdes.2022.110606>.
- [219] Asia Sarycheva, Yury Gogotsi, Raman spectroscopy analysis of structure and surface chemistry of $Ti_3C_2T_x$ MXene, *Chemistry of Materials* 2020, DOI:[10.1021/acs.chemmater.0c00359](https://doi.org/10.1021/acs.chemmater.0c00359).
- [220] Michael A. Hope, Alexander C. Forse, Kent Griffith, Maria Lukatskaya, NMR reveals the surface functionalization of Ti_3C_2 MXene, *Physical Chemistry* 2016, DOI:[10.1039/C6CP00330C](https://doi.org/10.1039/C6CP00330C).
- [221] Arka Saha, Netanel Shpigel, Rosy, Nicole Leifer, Sarah Taragin, Tali Sharabani, Hagit Aviv, Ilana Perelshtein, Gilbert Daniel Nessim, Malachi Noked, Yury Gogotsi, Enhancing the Energy Storage Capabilities of $Ti_3C_2T_x$ MXene Electrodes by Atomic Surface Reduction, *ADVANCED FUNCTIONAL MATERIALS* 2021, <https://doi.org/10.1002/adfm.202106294>.
- [222] Niranjana Jaya Prakash, Balasubramanian Kandasubramanian, Nanocomposites of MXene for industrial applications, *Journal of Alloys and Compounds* 2021, <https://doi.org/10.1016/j.jallcom.2020.158547>.
- [223] Nadeem Hussain Solangi, Nabisab Mujawar Mubarak, Rama Rao Karri, Shaukat Ali Mazari, Abdul Sattar Jatoi, Advanced growth of 2D MXene for electrochemical sensors, *Environmental Research* 2023, <https://doi.org/10.1016/j.envres.2023.115279>.
- [224] Chuan Li, Ayesha Khan Tareen, Karim Khan, JianYu Long, Iftikhar Hussain, Muhammad Farooq Khan, Muhammad Iqbal, Zhongjian Xie, Ye Zhang, Asif Mahmood, Nasir Mahmood, Waqas Ahmad, Han Zhang, Highly Efficient, Remarkable Sensor Activity and energy storage properties of MXenes and Borophene nanomaterials, *Progress in Solid State Chemistry* 2023, <https://doi.org/10.1016/j.progsolidstchem.2023.100392>.
- [225] Amir Iqbal, Tufail Hassan, Zhenguo Gao, Faisal Shahzad, Chong Min Koo, MXene-incorporated 1D/2D nano-carbons for electromagnetic shielding: A review, *Carbon* 2023, <https://doi.org/10.1016/j.carbon.2022.11.104>.
- [226] R. Ghamsarizade, B. Ramezanzadeh, H. Eivaz Mohammadloo, A review on recent advances in 2D-transition metal carbonitride-MXenes nano-sheets/polymer composites' electromagnetic shields, mechanical and thermal properties, *Journal of the Taiwan Institute of Chemical Engineers* 2023, <https://doi.org/10.1016/j.jtice.2023.104740>.
- [227] Yuyi Wei, Chuanshuang Hu, Zhenhua Dai, Yanfei Zhang, Weiwei Zhang, Xiuyi Lin, Highly anisotropic MXene@Wood composites for tunable electromagnetic interference shielding, *Composites Part A: Applied Science and Manufacturing* 2023, <https://doi.org/10.1016/j.compositesa.2023.107476>.
- [228] R. Ghamsarizade, B. Ramezanzadeh, H. Eivaz Mohammadloo, A review on recent advances in 2D-transition metal carbonitride-MXenes nano-sheets/polymer composites' electromagnetic shields, mechanical and thermal properties, *Journal of the Taiwan Institute of Chemical Engineers* 2023, <https://doi.org/10.1016/j.jtice.2023.104740>.
- [229] Dong Wen, Xiang Wang, Lu Liu, Cong Hu, Cheng Sun, Yiran Wu, Yiran Wu, Yinlong Zhao, Jianxin Zhang, Xudong Liu, Guobing Ying, Inkjet Printing Transparent and Conductive MXene ($Ti_3C_2T_x$) Films: A Strategy for Flexible Energy Storage Devices, *ACS Applied Materials & Interfaces* 2021, <https://doi.org/10.1021/acsami.1c00724>.
- [230] Pengcheng Sun, Jingyuan Liu, Qi Liu, Jing Yu, Rongrong Chen, Jiahui Zhu, Gaohui Sun, Peili Liu, Jun Wang, Nitrogen and sulfur co-doped MXene ink without additive for high-performance inkjet-printing micro-supercapacitors, *Chemical Engineering Journal* 2022, <https://doi.org/10.1016/j.cej.2022.138372>.
- [231] Wei Zhang, Xing-Xiang Ji, Ming-Guo Ma, Emerging MXene/cellulose composites: Design strategies and diverse applications, *Chemical Engineering Journal* 2023, <https://doi.org/10.1016/j.cej.2023.141402>.
- [232] Kun Ba, Dongdong Pu, Xiaoyong Yang, Tong Ye, Jinhang Chen, Xirui Wang, Taishi Xiao, Tao Duan, Yangye Sun, Binghui Ge, Ping Zhang, Ziqi Liang, Zhengzong Sun, Billiard Catalysis at Ti_3C_2 MXene/MAX Heterostructure for Efficient Nitrogen Fixation, *Applied Catalysis B: Environmental* 2022, <https://doi.org/10.1016/j.apcatb.2022.121755>.
- [233] Xiaoqian Qin, Li Dai, Haibo Li, Konggang Qu, Rui Li, Enhanced HER catalysis based on MXene/N-doped graphene heterostructures: A first-principles study, *International Journal of Hydrogen Energy* 2022, <https://doi.org/10.1016/j.ijhydene.2022.03.074>.

- [234] Nadeem Hussain Solangi, Shaukat Ali Mazari, Nabisab Mujawar Mubarak, Rama Rao Karri, Natarajan Rajamohan, Dai-Viet N. Vo, Recent trends in MXene-based material for biomedical applications, *Environmental Research* 2023, <https://doi.org/10.1016/j.envres.2023.115337>.
- [235] A.K. Tareen, K. Khan, M. Iqbal, S. Golovynskiy, Y. Zhang, A. Mahmood, N. Mahmood, J. Long, A. Al-Ghamdi, C. Li, H. Zhang, Recent advances in MXenes: new horizons in biomedical technologies, *materialtoday CHEMISTRY* 2022, <https://doi.org/10.1016/j.mtchem.2022.101205>.
- [236] Hui Huang, Caihong Dong, Wei Feng, Ying Wang, Bingcang Huang, Yu Chen, Biomedical engineering of two-dimensional MXenes, *Advanced Drug Delivery Reviews* 2022, <https://doi.org/10.1016/j.addr.2022.114178>.
- [237] Meng Cai, Han Yan, Shijie Song, Dongmei He, Qilan Lin, Wen Li, Xiaoqiang Fan, Minhao Zhu, State-of-the-art progresses for $Ti_3C_2T_x$ MXene reinforced polymer composites in corrosion and tribology aspects, *Advanced in Colloid and Interface Science* 2022, <https://doi.org/10.1016/j.cis.2022.102790>.
- [238] Ali Eftekhari, Baizeng Fang, Electrochemical hydrogen storage: Opportunities for fuel storage, batteries, fuel cells, and supercapacitors, *International Journal of Hydrogen Energy* 2017, 25143-25165, <https://doi.org/10.1016/j.ijhydene.2017.08.103>.
- [239] K. M. Abraham, How comparable are sodium-ion batteries to lithium-ion counterparts?, *ACS Energy Lett* 202, 5, 11, 3544-3547. <https://doi.org/10.1021/acseenergylett.0c02181>.
- [240] Eider Goikolea, Veronica Palomares, Shijian Wang, Idoia Ruiz de Larramendi, Xin Guo, Guoxin Wang, Teofilo Rojo, Na-ion batteries- Approaching old and new challenges, *Advanced Energy Materials* 2020. <https://doi.org/10.1002/aenm.202002055>.
- [241] Kei Kubota, Mouad Dabbi, Tomooki Hosaka, Shinichi Kumakura, Shinichi Komaba, Towards K-ion and Na-ion batteries as “beyond Li-ion”, *THE CHEMICAL RECORD* 2018. <https://doi.org/10.1002/tcr.201700057>.
- [242] Yanliang Liang, Hui Dong, Doron Aurbanch, Yan Yao, Current status and future directions of multivalent metal-ion batteries, *Nature Energy* 2020, 646-645.
- [243] Marshall A. Schroeder, Lin Ma, Glenn Pastel, Kang Xu, The mystery and promise of multivalent metal-ion batteries, *Current Opinion in Electrochemistry* 2021, 100819. <https://doi.org/10.1016/j.coelec.2021.100819>.
- [244] Pan Luo, Cheng Zheng, Jiawei He, Xin Tu, Wenping Sun, Hongge Pan, Yanping Zhou, Xianhong Rui, Bing Zhang, Kama Huang, Structural Engineering in Graphite-Based Metal-Ion Batteries, *ADVANCED FUNCTIONAL MATERIALS* 2021, <https://doi.org/10.1002/adfm.202107277>.
- [245] Ram K. Hona, Arjun K. Thapa, Farshid Ramezanipour, An Anode Material for Lithium-Ion Batteries Based on Oxygen-Deficient Perovskite $Sr_2Fe_2O_{6.5}$, *Materials Science inc. Nanomaterials & Polymers* 2020. <https://doi.org/10.1002/slct.202000987>.
- [246] Qiongguang Li, Yanhong Wang, Jing Yu, Menglei Yuan, Qiangqiang Tan, Ziyi Zhong, Fabing Su, High-performance Si-Containing anode materials in lithium-ion batteries: A superstructure of Si@Co-NC composite works effectively. *Green Energy & Environment* 2022, 116-129. <https://doi.org/10.1016/j.gee.2020.08.007>.
- [247] Lifeng Cui, Haoyu Qi, Nannan Wang, Xin Gao, Chunyu Song, Jinghua Yang, Gang Wang, Shifeng Kang, Xiaodong Chen, N/S co-doped CoSe/C nanocubes as anode materials for Li-ion batteries, *Nanotechnology Reviews* 2021. <https://doi.org/10.1515/ntrev-2022-0018>.
- [248] Yun-Ting Du, Xiang Kan, Feng Yang, Liyong Gan, Udo Schwingenshlogl, MXene/Graphene Heterostructures as High-Performance Electrodes for Li Ion Batteries, *Appl. Mater. Interfaces* 2018, 10, 38, 32867-32873. <https://doi.org/10.1021/acsami.8b10729>.
- [249] Xi Chen, Laura C. Loaiza, Laura Moconduit, Vincent Seznec, 2D Silicon- Germanium- Layered Materials as Anodes for Li-ion Batteries, *Energy Mater* 2021, 4, 11, 12552-12561. <https://doi.org/10.1021/acsaem.1c02362>.
- [250] Zeru Syum, Boya Venugopal, Amr Sabbah, Tadesse Billo, Tsu-Chin Chou, Heng-Liang Wu, Li-Chyong Chen, Kuei-Hsien Chen, Superior lithium-ion storage performance of hierarchical tin disulfide and carbon nanotube-carbon cloth composites, *Journal of Power Sources* 2021, 228923. <https://doi.org/10.1016/j.jpowsour.2020.228923>.
- [251] Oladipo Folorunso, Yskandar Hamam, Rotimi Sadiku, Suprakas Sinha Ray, Gbolahan Joseph Adekoya, Synthesis methods of borophene, graphene-loaded polypyrrole nanocomposites and their benefits for energy storage applications: A brief overview, *FlatChem* 2021, 100211. <https://doi.org/10.1016/j.flatc.2020.100211>.

- [252] Junhua Hao, Zhengjia Wang, Yufang Wang, High capacity lithium-ion battery anode using silicon-doped blue phosphorene, *Superlattices and Microstructures* 2021, 106800. <https://doi.org/10.1016/j.spmi.2020.106800>.
- [253] Ujjal Kumar Sur, Graphene: A rising Star on the Horizon of Material Science, *Electrochemistry* 2012. <https://doi.org/10.1155/2012/237689>.
- [254] A. Arifutzzaman, Chin Fhong Soon, Marlia Morsin, Gim Pao Lim, Rahman Saidur, MXene as Emerging Low Dimensional Material in Modern Energy and Bio Applicatio: A Review, *Nano Research* 2022, 74: 109-154. DOI:[10.4028/p-x49od6](https://doi.org/10.4028/p-x49od6).
- [255] Fanfan Liu, Sen Jin, Qixun Xia, Aiguo Zhou, Li-Zhen Fan, Research progress on construction and energy storage performance of MXene heterostructures, *Journal of Energy Chemistry* 2021, 220-242. <https://doi.org/10.1016/j.jechem.2021.03.017>.
- [256] Xiantao Jiang, Artem V. Kuklin, Alexander Baev, Yanqi Ge, Hans Agren, Hang Zhang, Paras N. Prasad, Two dimensional MXenes: From morphological to optical, electric, and magnetic properties and applications, *Physics Reports* 2020, 1-58. <https://doi.org/10.1016/j.physrep.2019.12.006>.
- [257] Jing Zhu, Enna Ha, Guoling Zhao, Yang Zhou, Deshun Huang, Guozong Yue, Liangsheng Hu, Ning Sun, Yong Wang, Lawrence Yoon Suk Lee, Chen Xu, Kwok-Yin Wong, Didier Astruc, Pengxiang Zhao, Recent advance in MXenes: A promising 2D material for catalysis, sensor and chemical adsorption, *Coordination Chemistry Reviews* 2017, 306-327. <https://doi.org/10.1016/j.ccr.2017.09.012>.
- [258] Jeremy Come, Patrick Rozier, Yury Gogotsi, Mathieu Morcrette, Michael Naguib, Michel Barsoum, P.L. Taberna, Patric Simon, A Non-Aqueous Asymmetric Cell with a Ti₂C-Based Two-Dimensional Negative Electrode, *Journal of The Electrochemical Society* 2012, DOI:[10.1149/2.003208jes](https://doi.org/10.1149/2.003208jes).
- [259] Michael Naguib, Joseph Halim, Jun Lu, Kevin M. Cook, Lars Hultman, Yury Gogotsi, Michel W. Barsoum, New Two-Dimensional Niobium and Vanadium Carbides as Promising Materials for Li-Ion Batteries, *American Chemical Society* 2013, 135, 15966-15969.
- [260] Michael Naguib, Jeremy Come, Boris Dyatkin, Volker Presser, Pierre-Louis Taberna, Patrice Simon, Michel W. Barsoum, Yury Gogotsi, MXene: a promising transition metal carbide anode for lithium-ion batteries, *Electrochemistry Communications* 2012, <https://doi.org/10.1016/j.elecom.2012.01.002>.
- [261] Hongwei Zhang, Deping Xiong, Chenhao Xu, Yandong Xie, Linyi Zeng, Zuyong Feng, Miao He, Qian Liu, VSe₂/MXene composite with hierarchical three-dimensional structure, *Electrochimica Acta* 2022, 140487. <https://doi.org/10.1016/j.electacta.2022.140487>.
- [262] Jeevan Jyoti, Bhanu Pratap Singh, Manjit Sandhu, Surya Kant Tripathi, New insights on MXene and its advanced hybrid materials for lithium-ion batteries, *Sustainable Energy & Fuels* 2022.
- [263] Yunlong Zhang, Zhaoxuan Feng, Xiaoshan Wang, Han Hu, Mingbo Wu, MXene/Carbon Composites for Electrochemical Energy Storage and Conversion, *Materials Today Sustainability* 2023, <https://doi.org/10.1016/j.mtsust.2023.100350>.
- [264] Yierpan Aierken, Cem Sevik, Oguz Gulseren, Francois M. Peeters, Deniz Cakir, MXene/graphene heterostructures for Li battery applications: a first principles study, *Journal of Materials Chemistry A* 2018, 6, 2337. DOI: [10.1039/c7ta09001c](https://doi.org/10.1039/c7ta09001c).
- [265] Peng Zhao, Xiaoqian Qin, Haibo Li, Konggang Qu, Rui Li, Theoretical study on the heterostructures of MXenes and B-doped graphene as promising anode materials for lithium-ion batteries, *Journal of Solid State Chemistry* 2021, 122418. <https://doi.org/10.1016/j.jssc.2021.122418>.
- [266] N. R. Hemanth, Taekyung Kim, Byeongyoon Kim, Arvind H. Jadhav, Kwangyeol Lee, Nitin Chaudhari, Transition metal dichalcogenide-decorated MXenes: promising hybrid electrodes for energy storage and conversion applications, *Materials Chemistry Frontiers* 2021.
- [267] Xian Yuan, Zhenhua Chen, Bin Huang, Yuping He, Naigen Zhou, Potential applications of MoS₂/M₂CS₂ (M= Ti, V) heterostructures as anode materials for metal-ion batteries, *Physical Chemistry* 2021, 125, 10226-10234. <https://doi.org/10.1021/acs.jpcc.1c00058>.
- [268] Na Li, Yiran Li, Xiaohong Zhu, Changxiong Huang, Jun Fan, Theoretical investigation of the intercalation mechanism of VS₂/MXene heterostructures as anode materials for metal-ion batteries, *Applied Surface Science* 2021, 148772. <https://doi.org/10.1016/j.apsusc.2020.148772>.

- [269] Wen Xi, Jun Jin, Youfang Zhang, Rui Wang, Yansheng Gong, Beibei He, Huanwen Wang, Hierarchical MXene/transition metal oxide heterostructures for rechargeable batteries, capacitors, and capacitive deionization, *Nanoscale* 2022.
- [270] Chuanliang Wei, Liwen Tan, Yuchan Zhang, Baojuan Xi, Shenglin Xiong, Jinkui Feng, MXene/Organics heterostructures enable ultrastable and high-rate lithium/sodium batteries, *Appl. Mater. Interfaces* 2022, 14, 2, 2979-2988. <https://doi.org/10.1021/acsami.1c22787>.
- [271] Konstantina A. Papadopoulou, David Parfitt, Alexander Chroneos, Stavros-Richard G. Christopoulos, Behavior of Li-ion on the surface of Ti_3C_2-T (T= O, S, Se, F, Cl, Br) MXene: Diffusion barrier and conductive pathways, *Journal of Applied Physics* 2021. <https://doi.org/10.1063/5.0060144>.
- [272] Konstantina A. Papadopoulou, Alexander Chroneos, Stavros-Richard G. Christopoulos, Ion incorporation on Zr_2CS_2 MXene monolayer towards better-performing rechargeable ion batteries, *Journal of Alloys and Compounds* 2022, 166240, <https://doi.org/10.1016/j.jallcom.2022.166240>.