

Scale invariance of a spherical unitary Fermi gas

Lu Wang^{1,2,*}, Xiangchuan Yan^{1,*}, Jing Min^{1,2,*}, Dali Sun^{1,†}, Xin Xie^{1,2}, Shi-Guo Peng¹, Mingsheng Zhan¹, and Kaijun Jiang^{1‡}

¹*State Key Laboratory of Magnetic Resonance and Atomic and Molecular Physics, Innovation Academy for Precision Measurement Science and Technology, Chinese Academy of Sciences, Wuhan 430071, China and*

²*University of Chinese Academy of Sciences, Beijing 100049, China*

(Dated: June 21, 2024)

A unitary Fermi gas in an isotropic harmonic trap is predicted to show scale and conformal symmetry that have important consequences in its thermodynamic and dynamical properties. By experimentally realizing a unitary Fermi gas in an isotropic harmonic trap, we demonstrate its universal expansion dynamics along each direction and at different temperatures. We show that as a consequence of SO(2,1) symmetry, the measured release energy is equal to that of the trapping energy. We further observe the breathing mode with an oscillation frequency twice the trapping frequency and a small damping rate, providing the evidence of SO(2,1) symmetry. In addition, away from resonance when scale invariance is broken, we determine the effective exponent γ that relates the chemical potential and average density along the BEC-BCS crossover, which qualitatively agrees with the mean field predictions. This work opens the possibility of studying non-equilibrium dynamics in a conformal invariant system in the future.

Strongly interacting Fermi gases are created by tuning the interaction strength between atoms of different spin states via Feshbach resonance [1, 2]. The unitary Fermi gas, realized when the s -wave scattering length is tuned to infinity, is of special interest in various geometries including harmonic [3–7] and box traps [8–11]. It is not only strongly correlated but also an example of scale-invariant quantum many-body system. One of the basic tools used to explore the properties of unitary Fermi gas is the expansion dynamics [12] and much insight has been obtained about the role of interactions [13–15].

The strongly interacting Fermi gas at finite temperature is described by a hydrodynamic theory (see Eq. 1), where the transport behaviors are determined by viscosities [16–18]. At unitarity, the bulk viscosity ζ_B vanishes, and the friction force arise from shear viscosity η . For a unitary Fermi gas in an anisotropic trap studied previously, the conformal symmetry is broken and the shear viscosity plays an dominant role, which allowed its extraction from expansion dynamics [19–21]. On the other hand, for a spherical unitary Fermi gas, the transverse relative motion of the atomic cloud is absent ($\sigma_{ii} = 0$), and consequently the effect of the shear viscosity can be neglected. The system without viscosity contribution would have scale invariance of the mean square cloud radius $\langle x^2 \rangle \rightarrow \lambda^2 \langle x^2 \rangle$ under the transformation $x \rightarrow \lambda x$, being connected to a non-interacting gas. Contrary to the anisotropic system, the spherical unitary Fermi gas has a hidden SO(2,1) symmetry [22, 23] with Hamiltonian and raising/lowering operators composing three parts of the SO(2,1) Lie algebra, which predicts the exact relations between trapping potential energy and total energy and the breathing mode with an oscillation frequency twice the trapping frequency. However, the preparation and exploration of the universal properties of a spherical

unitary Fermi gas are yet to be demonstrated experimentally.

In this letter, we produce a spherical Fermi gas in an optical dipole trap (ODT) and explore scale invariant behaviors in strongly interacting regimes. By tuning the interaction strength to unitarity, the expansion of the system shows the scale invariance along each direction and at different temperatures, which is absent in an anisotropic system. We find that the trapping potential energy equals to the half of the total energy, verifying the virial theorem at unitarity. Furthermore, we observe the breathing mode with an oscillation frequency twice the trapping frequency and a small damping rate, providing the evidence of SO(2,1) symmetry [22]. In addition, we explore expansion dynamics away from unitarity when scale invariance is broken, and measure the effective exponent γ of $\mu(n) \propto n^\gamma$ where μ is the chemical potential and n is the average density. To the best of our knowledge, this is the first experiment on the 3D ultracold quantum gases with SO(2, 1) symmetry.

The expansion of strongly interacting Fermi gases is described by the hydrodynamic theory [14, 19, 23],

$$\begin{aligned} \frac{d^2}{dt^2} \frac{m \langle x_i^2 \rangle}{2} = & \langle x_i \cdot \frac{\partial U}{\partial x_i} \rangle_0 + \frac{1}{N} \int d^3 r [\Delta p - \Delta p_0] \\ & - \frac{1}{N} \int d^3 r (\eta \sigma_{ii} + \zeta_B \sigma'), \end{aligned} \quad (1)$$

where $\langle x_i^2 \rangle$ represents the mean square cloud radius along the i th axis ($i = x, y, z$), U is the trapping potential, t is the expansion time, the subscript (0) denotes the initial condition in the trap at $t = 0$, and $\Delta p = p - (2/3)\varepsilon$ is the scale-invariance breaking pressure, where ε is the energy density [27]. The last term on the right describes the friction forces arising from shear viscosity η and bulk viscosity ζ_B . Here, $\sigma_{ii} = 2\dot{b}_i/b_i - (2/3)\sum_j \dot{b}_j/b_j$ repre-

sents the transverse relative motion and $\sigma' = \sum_i \dot{b}_i/b_i$ for the dilation process, where b_i denotes the expansion scale factor. In the unitary regime, both Δp and ζ_B vanish [19, 28–30]. The value of σ_{ii} depends on the geometry or symmetry of the atomic cloud. Only for a spherical gas, the relative motion is absent with $\sigma_{ii} = 0$, and in this case, we obtain the expansion behavior,

$$\langle x_i^2 \rangle = \langle x_i^2 \rangle_0 + \frac{t^2}{m} \langle x_i \cdot \frac{\partial U}{\partial x_i} \rangle_0. \quad (2)$$

Eq. (2) shows the ballistic expansion analogous to a non-interacting ideal gas, and the interaction is included in the in-situ atomic cloud size $\langle x_i^2 \rangle_0$.

The scale-invariant expansion along each direction can be tested by determining the value,

$$\tau_i^2(t) = \frac{\langle x_i^2 \rangle_t - \langle x_i^2 \rangle_0}{\langle x_i^2 \rangle_0 \omega^2}, \quad (3)$$

where $\omega_x = \omega_y = \omega_z = \omega$ is the trapping frequency. According to Eq. (2), $\tau^2(t) = t^2$. The ideas of using ballistic expansion and $\tau^2(t)$ as measure of scale invariance were suggested and demonstrated experimentally in an anisotropic Fermi gas [14], where only sum of mean square radii along three axes shows the scale invariance.

We prepare a spherical Fermi gas based on our previous works [31, 32]. We initially prepare a ${}^6\text{Li}$ atomic degenerate Fermi gas with two spin states $|F = 1/2, m_F = \pm 1/2\rangle$ in an elongated ODT and at the Feshbach-resonance magnetic field of 834 G. The experimental setup of the isotropic trap is schematically displayed in Fig. 1(a), where some special techniques are applied. Firstly, a magnetic field with a gradient $B'_z = 1.05$ G/cm is applied along z axis to simultaneously compensate the gravity force of the two spin states. This is valid for ${}^6\text{Li}$ atoms because the hyperfine interaction is much smaller than the Zeeman shift at the applied magnetic field. Secondly, two elliptic optical beams with a cross-sectional aspect ratio of $\sqrt{2}$, propagating perpendicularly in the horizontal plane, form the isotropic trap. Under these conditions, the trapping frequency can be varied by adjusting the optical power (See Supplemental Material [23] for details). We transfer the unitary Fermi gas to the isotropic trap with an efficiency of more than 90%. After performing the evaporative cooling in the isotropic trap, we slowly increase the optical power to 3.8 W in about 75 ms. The temperature is adjusted by controlling the optical power of the evaporative cooling. The atom number is $N = 2.9(3) \times 10^4$ and the spin polarization is less than 6%. The trapping frequencies are $(\omega_x, \omega_y, \omega_z) = 2\pi \times (1234(6), 1165(11), 1204(3))$ Hz, which are nearly the same along three axes [23].

We switch off the isotropic ODT and measure the cloud width versus the expansion time t at the magnetic field $B = 834$ G. Two laser beams with a frequency difference of 76 MHz, propagating along vertical and horizontal

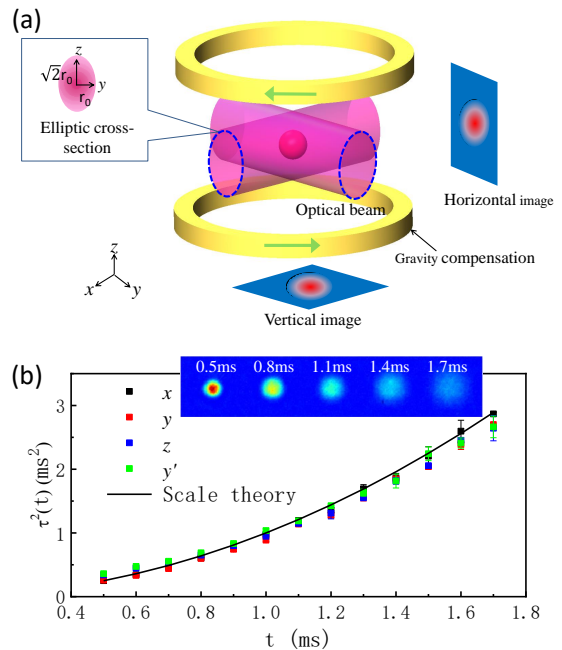


FIG. 1. (Colour online). Production of a spherical Fermi gas and scale-invariant expansion along each direction. (a) Schematics of the experimental setup. Two elliptic optical beams, propagating along x and y axis, respectively, form the isotropic trap. The ratio of the beam width along z direction to that in the horizontal plane is $\sqrt{2}$. A pair of anti-Helmholtz coils produce a gradient magnetic field along vertical direction to compensate the gravity. Another pair of Helmholtz coils (not shown) produce a homogeneous magnetic field along vertical direction to tune the interactions. (b) Values of $\tau_i^2(t)$ versus the expansion time t along different directions ($i = x, y, z, y'$). The inset shows typical atomic images taken in the vertical direction, where the expansion time is 0.5 ms, 0.8 ms, 1.1 ms, 1.4 ms and 1.7 ms. y' direction is between x and y axes. The error bar is the standard deviation of several measurements. The black solid curve represents the scale theory $\tau^2(t) = t^2$. $T/T_F = 0.36(3)$ where T_F is the Fermi temperature of the non-interacting Fermi gas.

directions, respectively, are applied to detect two spin states. Typical atomic images during the expansion are shown in the inset of Fig. 1(b), indicating an isotropic expansion in direct contradiction to an elongated Fermi gas [2]. We use a fringe-removal algorithm [23, 33] to reduce the imaging noise. The cloud radius $\langle x_i^2 \rangle_t$ is obtained by fitting a Gaussian distribution to the atomic density profile. In the unitary regime, the temperature is determined by analyzing the atomic density distribution, and the cloud radius in the trap $\langle x_i^2 \rangle_0$ can be theoretically calculated [3, 23, 31]. Values of $\tau^2(t)$ are calculated according to Eq. (3). As shown in Fig. 1(b), the expansion behaviors along different directions all obey the scale theory $\tau^2(t) = t^2$, which indicates the absence of the effect of viscosity. This scale-invariant expansion along each direction is unique for a spherical Fermi gas.

In Fig. 2, we measure the atomic expansion at dif-

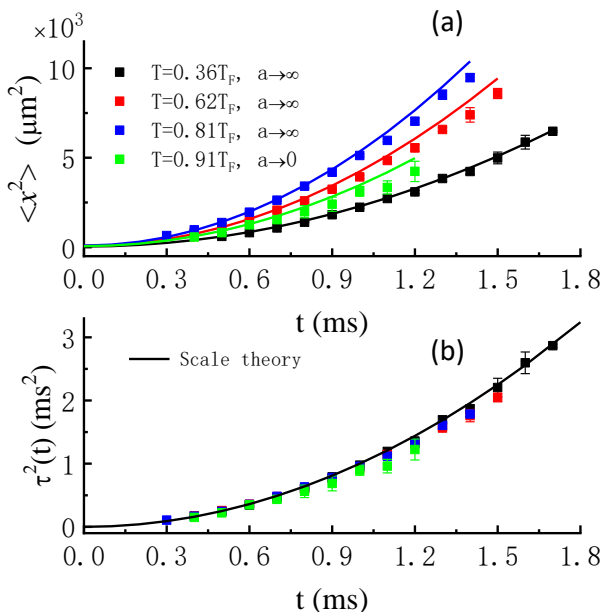


FIG. 2. (Colour online). Scale-invariant expansion at different temperatures. (a) Atomic cloud size $\langle x^2(t) \rangle$ versus the expansion time t in the unitary regime ($a \rightarrow \infty$). $T/T_F = 0.36(3)$ (black), $0.62(2)$ (red) and $0.81(2)$ (blue), respectively. For comparison, the non-interacting Fermi gas ($a \rightarrow 0$) is also shown with $T/T_F = 0.91(3)$ (green). The solid curves represent the calculations of Eq. (2). The error bar is the standard deviation of several measurements. (b) Values of $\tau^2(t)$ versus the expansion time t at different temperatures. The solid black curve denotes the scale theory $\tau^2(t) = t^2$.

ferent temperatures. Only expansion along the x -axis is displayed for simplicity. Due to the finite-temperature effect, the atomic cloud size $\langle x^2(t) \rangle$ shows an obvious difference, as shown in Fig. 2(a). System at a higher temperature has a larger in-situ cloud radius $\langle x_i^2 \rangle_0$, leading to a faster expansion, which agrees well with the theoretical prediction of Eq. (2). While values of $\tau^2(t)$ at different temperatures are consistent, all obeying the scale theory $\tau^2(t) = t^2$ (see Fig. 2(b)). For comparison, the expansion behavior of a non-interacting Fermi gas ($a \rightarrow 0$, where a is the s -wave scattering length) is also shown. The Fermi gas in the unitary regime ($a \rightarrow \infty$) has the same scaled expansion behavior with that of the non-interacting Fermi gas.

As predicted by SO(2,1) symmetry, the total energy should be twice the trapping potential energy [22]. This energy relation, which is called the virial theorem, also could be derived based on the equation of state and verified by measuring the trapping potential energy [13]. Here we verify the virial theorem using the expansion method. The total energy of the trapped gas is the sum of trapping potential energy U , kinetic energy E_{kin} and interaction energy E_{int} , $E_{\text{tot}} = U + E_{\text{kin}} + E_{\text{int}}$. After switching off the trapping potential ($U = 0$), the release

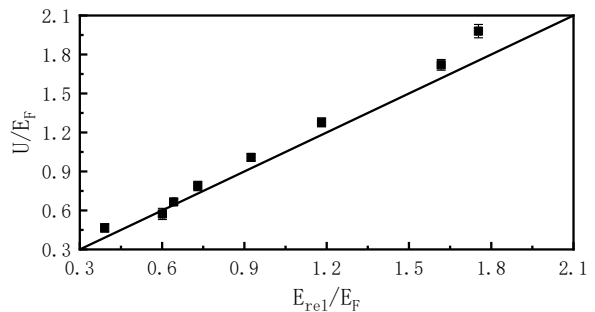


FIG. 3. Verifying the virial theorem for a unitary Fermi gas. The trapping potential U shows a linear dependence on the release energy E_{rel} . The error bar of the trapping potential comes from the uncertainty of the trapping frequency. The error bar of the release energy from the standard deviation of several measurements is smaller than the mask size. Both energies are normalized by the Fermi energy $E_F = (3N)^{1/3} \hbar \omega$, where N is the atom number and ω is the trapping frequency. The solid line represents the relation $U = E_{\text{rel}}$.

energy $E_{\text{rel}} = E_{\text{kin}} + E_{\text{int}}$ remains constant during the expansion [34–36] and will be completely converted to the kinetic energy in the long-time expansion. So we only need to demonstrate the relation $U = E_{\text{rel}}$. By fitting the slope of atomic cloud radius respect to the expansion time, we obtain the release energy $E_{\text{rel}} = (3/2)mv_x^2$, where v_x is the expansion velocity along x axis. We can also determine the trapping potential energy $U = (3/2)m\omega^2 \langle x^2 \rangle_0$, which varies with atomic temperature. The experimental results are shown in Fig. 3, where the atomic temperature changes across the Fermi degeneracy. The virial theorem is valid over a wide range of energies.

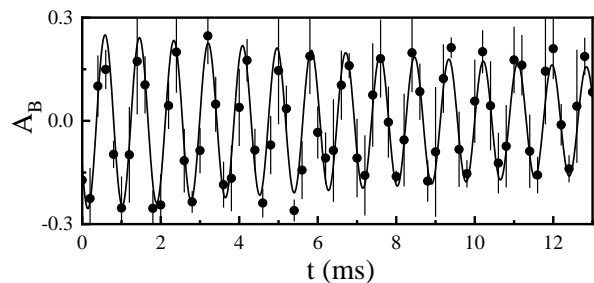


FIG. 4. Breathing oscillation as a function of the holding time t in the trap. Experimental data are fitted with a damped sinusoidal function (solid curve). The oscillation frequency is $\omega_B = 2\pi \times 1142(2)$ Hz $\approx 2\omega_0$ and the damping rate is $\Gamma_B = 38(8)$ s $^{-1}$. Error bar is the standard deviation of several measurements. Here the temperature is $T/T_F = 0.29(1)$ and the mean trapping frequency is $\omega_0 = 2\pi \times 583$ Hz.

Next we will study the breathing mode, demonstrating SO(2,1) symmetry of the system at unitarity. To excite the breathing mode, we sinusoidally modulate the optical field at twice the trapping frequency for 4 periods,

making the atomic cloud sizes oscillate in phase along three axes. After different holding times t in the trap, the atomic cloud is imaged with a time of flight of 1 ms. The breathing mode oscillation is defined as

$$A_B = \frac{\sum_i \langle x_i^2 \rangle(t)}{\langle \sum_i \langle x_i^2 \rangle(t) \rangle} - 1, (i = x, y, z), \quad (4)$$

where $\langle x_i^2 \rangle(t)$ is the mean square cloud radius and $\langle \sum_i \langle x_i^2 \rangle(t) \rangle$ is the average value of all data. As shown in Fig. 4, the oscillation is fitted with a damped sinusoidal function $A_B = \delta A_B \sin(\omega_B t + \phi) \exp(-\Gamma_B t)$. Here the mean trapping frequency along three axes is $\omega_0 = 2\pi \times 583$ Hz. The oscillation frequency is $\omega_B = 2\pi \times 1142(2)$ Hz $\approx 2\omega_0$ and the damping rate is $\Gamma_B = 38(8) \text{ s}^{-1}$. The normalized damping rate to the oscillation frequency is very small, i.e., $\Gamma_B/\omega_B \approx 0.005(1)$. Observation of the breathing mode with an oscillation frequency twice the trapping frequency and a small damping rate provides a direct evidence of SO(2,1) symmetry [22]. The SO(2,1) symmetry in a 2D quantum gas has also been demonstrated in a similar way [37–39].

For comparison, we measure the breathing mode away from the unitarity. On the BEC side ($1/k_F a = 0.57$), the oscillation frequency is $\omega_B \approx 2.08\omega_0$ and the normalized damping rate is $\Gamma_B/\omega_B \approx 0.009(1)$. On the BCS side ($1/k_F a = -0.84$), the oscillation frequency is $\omega_B \approx 1.94\omega_0$ and the normalized damping rate is $\Gamma_B/\omega_B \approx 0.006(1)$. Away from the unitarity, the ratio of the oscillation frequency to the trapping frequency is not equal to 2 and the damping rate increases more or less. The difference from the unitarity is large on the BEC side and small on the BCS side, which is similar to the measurements of the free expansion (see Fig. 5).

Away from the resonance with $\Delta p \neq 0$, the scale invariance will be broken. We assume a power-law dependence of the chemical potential, $\mu(n) = n^\gamma$, where n is the average atomic density and γ is the effective exponent [40–42]. By imposing that the total energy variation vanishes to first order, one gets the energy relation in the BEC-BCS crossover [40], $3\gamma E_{\text{rel}} = 2U$. Considering that the bulk viscosity is negligibly small [14] and the effect of the shear viscosity in a spherical system is zero, we obtain the expansion scale factors [41],

$$\ddot{b}_i - (\omega^2/b_i)\Gamma^{-\gamma} = 0, \quad (5)$$

where $\Gamma = b_i^3$. Eq. (5) is a decoupled equation for each direction, where b_i can be calculated if knowing the value of γ . In the unitary regime with $\gamma = 2/3$, Eq. (5) has an analytical solution the same as Eq. (2). In the BEC-BCS crossover, $\tau^2(t)$ can be calculated as

$$\tau^2(t) = \frac{b_i^2 - 1}{\omega^2}. \quad (6)$$

To measure γ at different interactions, we adiabatically ramp the magnetic field from 834 G to the desired value

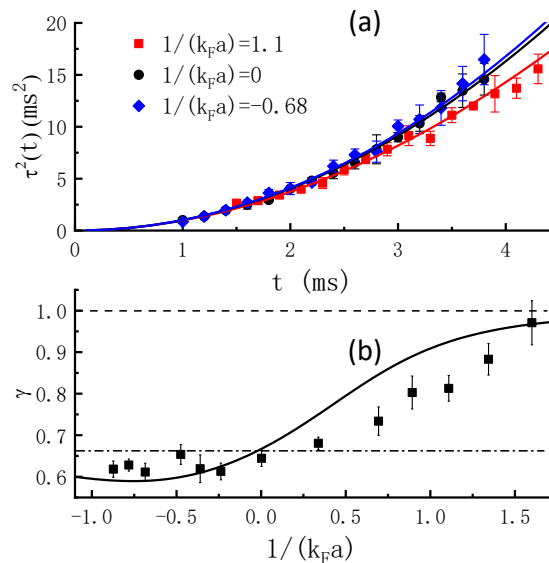


FIG. 5. (Colour online). Scale invariance breaking in the BEC-BCS crossover. (a) Values of $\tau^2(t)$ versus the expansion time t at different interactions. The expansion behaviors are represented for BEC ($1/k_F a = 1.1$, red squares), unitary ($1/k_F a = 0$, black circles) and BCS ($1/k_F a = -0.68$, blue diamonds) regions, respectively. The solid curves denote the calculations of Eq. (6) with experimentally obtained γ . In the unitary regime, $T/T_F = 0.21(2)$. (b) Values of γ in the BEC-BCS crossover. The solid curve depicts the mean-field calculation at zero temperature as in Ref. [41]. The dashed line denotes $\gamma = 1$ valid deeply in the BEC regime, and the dot-dashed line denotes $\gamma = 2/3$ valid at unitarity and deeply in the BCS regime.

in 300 ms. As the power-law dependence of the chemical potential is valid at zero temperature, we perform the experiment at a low temperature $T/T_F = 0.21(2)$. The value of γ at zero temperature [41] is initially input into Eq. (5) to calculate $b_x(t)$. Then we can obtain the cloud radius in the trap from the expansion data, $\langle x^2 \rangle_0 = \langle x(t)^2 \rangle_t / b(t)_x^2$, to determine the trapping potential energy U . We also measure the release energy E_{rel} from the long-time expansion. Using the energy relation, we obtain a new value of γ and input it into Eq. (5) for the next iterative calculation. We repeat the calculation until $|\gamma_{i+1} - \gamma_i|/\gamma_i \leq 10^{-5}$, where i denotes the number of iterations. The obtained γ in the BEC-BCS crossover is shown in Fig. 5(b). In the unitary regime, $\gamma \approx 2/3$. On the BEC side, γ increases towards the molecule condensate limit with $\gamma = 1$. On the BCS side, γ decreases to some extent. The experimental measurements have the same variation trend with the mean-field calculation at zero temperature [41]. The value of γ in the unitary regime does not change with temperature. But due to the finite-temperature effect, γ is smaller than the zero-temperature calculation on the BEC side, and on the BCS side it is larger. This can be reasonably understood

that, as temperature increases, γ will change towards the thermal gas with $\gamma = 2/3$. γ could also be obtained by measuring the equation of state [43, 44] and collective-mode oscillation [45].

With obtained γ , we can determine the cloud radius $\langle x^2 \rangle_0 = \gamma E_{\text{rel}}/m\omega^2$. Three expansion behaviors in the BEC-BCS crossover are shown in Fig. 5(a), displaying the obvious deviation from that in the unitary regime ($1/k_F a = 0$) when the interaction strength is tuned away from the resonance. The expansion is fast on the BCS side ($1/k_F a = -0.68$) and slow on the BEC side ($1/k_F a = 1.1$), which can be well calculated with Eq. (6).

In conclusion, we observe the unique feature of the scale invariance induced by the coexistence of the spherical symmetry and unitary interaction, and demonstrate SO(2,1) symmetry of the system by observing the breathing mode. The virial theorem for the unitary Fermi gas has been verified. We also measure the effective exponent γ in the equation of state along the BEC-BCS crossover. The spherical unitary Fermi gas provides the platform to study geometrized quantum dynamics with SU(1,1) symmetry [46, 47], non-equilibrium dynamics in the presence of conformal symmetry [48–50] and the bulk viscosity in the BEC-BCS crossover [51–53].

We thank Shizhong Zhang and Xi-Wen Guan for carefully reading and revising the paper, and Georgy Shlyapnikov for favorite discussions. This work has been supported by the National Key R & D Program under Grant No. 2022YFA1404102, NSFC (Grant Nos. U23A2073, 12374250 and 12121004), CAS under Grant No. YJKYYQ20170025, and Hubei province under Grant No. 2021CFA027.

* These authors contributed equally to this work

† Corresponding author: dlsun@wipm.ac.cn

‡ Corresponding author: kjjiang@wipm.ac.cn

- [1] C. Chin, R. Grimm, P. Julienne, and E. Tiesinga. Feshbach resonances in ultracold gases. *Rev. Mod. Phys.* 82, 1225 (2010).
- [2] K. M. O'Hara, S. L. Hemmer, M. E. Gehm, S. R. Granade, and J. E. Thomas. Observation of a strongly interacting degenerate Fermi gas of atoms. *Science* 298, 2179 (2002).
- [3] J. Kinast, A. Turlapov, J. E. Thomas, Q. Chen, J. Stajic, and K. Levin. Heat capacity of a strongly interacting Fermi gas. *Science* 307, 1296 (2005).
- [4] S. Nascimbène, N. Navon, K. J. Jiang, F. Chevy, and C. Salomon. Exploring the thermodynamics of a universal Fermi gas. *Nature* 463, 1057 (2010).
- [5] M. J. H. Ku, A. T. Sommer, L. W. Cheuk, and M. W. Zwierlein. Revealing the superfluid lambda transition in the universal thermodynamics of a unitary Fermi gas. *Science* 335, 563 (2012).
- [6] L. A. Sidorenkov, M. K. Tey, R. Grimm, Y.-H. Hou, L. Pitaevskii, and S. Stringari. Second sound and the superfluid fraction in a Fermi gas with resonant interactions. *Nature* 498, 78 (2013).
- [7] A. B. Bardon, S. Beattie, C. Luciuk, W. Cairncross, D. Fine, N. S. Cheng, G. J. A. Edge, E. Taylor, S. Zhang, S. Trotzky, and J. H. Thywissen. Transverse demagnetization dynamics of a unitary Fermi gas. *Science* 344, 722 (2014).
- [8] B. Mukherjee, Z. Yan, P. B. Patel, Z. Hadzibabic, T. Yefsah, J. Struck and M. W. Zwierlein. Homogeneous atomic Fermi gases. *Phys. Rev. Lett.* 118, 123401 (2017).
- [9] P. B. Patel, Z. Yan, B. Mukherjee, R. J. Fletcher, J. Struck, and M. W. Zwierlein. Universal sound diffusion in a strongly interacting Fermi gas. *Science* 370, 1222 (2020).
- [10] X. Li, X. Luo, S. Wang, K. Xie, X.-P. Liu, H. Hu, Y.-A. Chen, X.-C. Yao, and J.-W. Pan. Second sound attenuation near quantum criticality. *Science* 375, 528 (2022).
- [11] Z. Yan, P. B. Patel, B. Mukherjee, C. J. Vale, R. J. Fletcher, and M. W. Zwierlein. Thermography of the superfluid transition in a strongly interacting Fermi gas. *Science* 383, 629 (2024).
- [12] C. Menotti, P. Pedri, and S. Stringari. Expansion of an interacting Fermi gas. *Phys. Rev. Lett.* 89, 250402 (2002).
- [13] J. E. Thomas, J. Kinast, and A. Turlapov. Virial theorem and universality in a unitary Fermi gas. *Phys. Rev. Lett.* 95, 120402 (2005).
- [14] E. Elliott, J. A. Joseph, and J. E. Thomas. Observation of conformal symmetry breaking and scale invariance in expanding Fermi gases. *Phys. Rev. Lett.* 112, 040405 (2014).
- [15] S. Deng, Z.-Y. Shi, P. Diao, Q. Yu, H. Zhai, R. Qi, and H. Wu. Observation of the efimovian expansion in scale-invariant Fermi gases. *Science* 353, 371 (2016).
- [16] C. Cao, E. Elliott, H. Wu, and J. E. Thomas. Searching for perfect fluids: Quantum viscosity in a universal Fermi gas. *New J. Phys.* 13, 075007 (2011).
- [17] H. Guo, D. Wulin, C.-C. Chien, and K. Levin. Microscopic approach to shear viscosities of unitary Fermi gases above and below the superfluid transition. *Phys. Rev. Lett.* 107, 020403 (2011).
- [18] M. Bluhm, J. Hou, and T. Schäfer. Determination of the density and temperature dependence of the shear viscosity of a unitary Fermi gas based on hydrodynamic flow. *Phys. Rev. Lett.* 119, 065302 (2017).
- [19] C. Cao, E. Elliott, J. Joseph, H. Wu, J. Petricka, T. Schäfer, and J. E. Thomas. Universal quantum viscosity in a unitary Fermi gas. *Science* 331, 58 (2011).
- [20] E. Elliott, J. A. Joseph, and J. E. Thomas. Anomalous minimum in the shear viscosity of a Fermi gas. *Phys. Rev. Lett.* 113, 020406 (2014).
- [21] J. A. Joseph, E. Elliott, and J. E. Thomas. Shear viscosity of a unitary Fermi gas near the superfluid phase transition. *Phys. Rev. Lett.* 115, 020401 (2015).
- [22] F. Werner and Y. Castin. Unitary gas in an isotropic harmonic trap: Symmetry properties and applications. *Phys. Rev. A* 74, 053604 (2006).
- [23] See Supplemental Material for the formation of an isotropic trap, measurement of the trapping frequency, determination of the atomic temperature and in-situ atomic cloud size, fringe-removal analysis of the atomic images, hydrodynamic description of the atomic expansion from an isotropic trap, interaction effect on the ballistic expansion, and SO(2,1) symmetry, which includes Refs. [24–26].
- [24] G. Veeravalli, E. Kuhnle, P. Dyke, and C. J. Vale. Bragg

- spectroscopy of a strongly interacting Fermi gas. *Phys. Rev. Lett.* 101, 250403 (2008).
- [25] L. Luo and J. E. Thomas. Thermodynamic measurements in a strongly interacting fermi gas. *J. Low Temp. Phys.* 154, 1 (2009).
- [26] Y. Hou, L. P. Pitaevskii, and S. Stringari. Scaling solutions of the two-fluid hydrodynamic equations in a harmonically trapped gas at unitarity. *Phys. Rev. A* 87, 033620 (2013).
- [27] T.-L. Ho. Universal thermodynamics of degenerate quantum gases in the unitarity limit. *Phys. Rev. Lett.* 92, 090402 (2004).
- [28] D. T. Son. Vanishing bulk viscosities and conformal invariance of the unitary Fermi gas. *Phys. Rev. Lett.* 98, 020604 (2007).
- [29] M. A. Escobedo, M. Mannarelli, and C. Manuel. Bulk viscosities for cold Fermi superfluids close to the unitary limit. *Phys. Rev. A* 79, 063623 (2009).
- [30] K. Dusling and T. Schäfer. Bulk viscosity and conformal symmetry breaking in the dilute Fermi gas near unitarity. *Phys. Rev. Lett.* 111, 120603 (2013).
- [31] X. Yan, D. Sun, L. Wang, J. Min, S. Peng, and K. Jiang. Production of degenerate Fermi gases of ^6Li atoms in an optical dipole trap. *Chin. Phys. Lett.* 38, 056701 (2021).
- [32] X. Yan, D. Sun, L. Wang, J. Min, S. Peng, and K. Jiang. Observation of the BEC-BCS crossover in a degenerate Fermi gas of lithium atoms. *Chin. Phys. B* 31, 016701 (2022).
- [33] C. F. Ockeloen, A. F. Tauschinsky, R. J. C. Spreeuw, and S. Whitlock. Detection of small atom numbers through image processing. *Phys. Rev. A* 82, 061606(R) (2010).
- [34] F. Dalfovo, S. Giorgini, L. P. Pitaevskii, and S. Stringari. Theory of Bose-Einstein condensation in trapped gases. *Rev. Mod. Phys.* 71, 463 (1999).
- [35] M. J. Holland, D. S. Jin, M. L. Chiofalo, and J. Cooper. Emergence of interaction effects in Bose-Einstein condensation. *Phys. Rev. Lett.* 78, 3801 (1997).
- [36] R. Li, T. Gao, D. Zhang, S. Peng, L. Kong, X. Shen, and K. Jiang. Expansion dynamics of a spherical Bose-Einstein condensate. *Chin. Phys. B* 28, 106701 (2019).
- [37] L. P. Pitaevskii and A. Rosch. Breathing modes and hidden symmetry of trapped atoms in two dimensions. *Phys. Rev. A* 55, R853 (1997).
- [38] F. Chevy, V. Bretin, P. Rosenbusch, K. W. Madison and J. Dalibard. Transverse Breathing Mode of an Elongated Bose-Einstein Condensate. *Phys. Rev. Lett.* 88, 250402 (2002).
- [39] E. Vogt, M. Feld, B. Fröhlich, D. Pertot, M. Koschorreck, and M. Köhl. Scale Invariance and Viscosity of a Two-Dimensional Fermi Gas. *Phys. Rev. Lett.* 108, 070404 (2012).
- [40] S. Giorgini, L. P. Pitaevskii, and S. Stringari. Theory of ultracold atomic Fermi gases. *Rev. Mod. Phys.* 80, 1215 (2008).
- [41] H. Hu, A. Minguzzi, X.-J. Liu, and M. P. Tosi. Collective modes and ballistic expansion of a Fermi gas in the BCS-BEC crossover. *Phys. Rev. Lett.* 93, 190403 (2004).
- [42] H. Heiselberg. Collective modes of trapped gases at the BEC-BCS crossover. *Phys. Rev. Lett.* 93, 040402 (2004).
- [43] X. Wang, Y. Wu, X. Liu, Y. Wang, H. Chen, M. Maraj, Y. Deng, X.-C. Yao, Y.-A. Chen, and J.-W. Pan. Oscillatory-like expansion of a fermionic superfluid. *Sci. Bull.* 65, 7 (2020).
- [44] V. Navon, S. Nascimbène, F. Chevy, and C. Salomon. The Equation of State of a Low-Temperature Fermi Gas with Tunable Interactions. *Science* 328, 5979 (2010).
- [45] J. Kinast, A. Turlapov, and J. E. Thomas. Breakdown of hydrodynamics in the radial breathing mode of a strongly interacting Fermi gas. *Phys. Rev. A* 70, 051401(R) (2004).
- [46] C. Lyu, C. Lv and Q. Zhou. Geometrizing quantum dynamics of a Bose-Einstein condensate. *Phys. Rev. Lett.* 125, 253401 (2020).
- [47] C. Lv, R. Zhang, Q. Zhou, SU(1,1) echoes for breathers in quantum Gases. *Phys. Rev. Lett.* 125, 253002 (2020).
- [48] J. Maki and F. Zhou. Quantum many-body conformal dynamics: Symmetries, geometry, conformal tower states, and entropy production. *Phys. Rev. A* 100, 023601 (2019).
- [49] J. Maki and F. Zhou. Far-away-from-equilibrium quantum-critical conformal dynamics: Reversibility, thermalization, and hydrodynamics. *Phys. Rev. A* 102, 063319 (2020).
- [50] J. Maki, S. Zhang, and F. Zhou. Dynamics of strongly interacting Fermi gases with time-dependent interactions: Consequence of conformal symmetry. *Phys. Rev. Lett.* 128, 040401 (2022).
- [51] T. Enss. Bulk viscosity and contact correlations in attractive Fermi gases. *Phys. Rev. Lett.* 123, 205301 (2019).
- [52] J. Hofmann. High-temperature expansion of the viscosity in interacting quantum gases. *Phys. Rev. A* 101, 013620 (2020).
- [53] Y. Nishida. Viscosity spectral functions of resonating fermions in the quantum virial expansion. *Ann. Phys.* 410, 167949 (2019).

SUPPLEMENTAL MATERIALS

I. PRODUCTION OF AN ISOTROPIC OPTICAL TRAP

A. Experimental setup of the isotropic optical trap

Experimental setup of the isotropic trap is schematically displayed in Fig. S1, which is also shown as Fig. 1(a) in the main text. Here we will display more details about the setup. We prepare ${}^6\text{Li}$ atomic degenerate Fermi gas with two spin states $|F = 1/2, m_F = \pm 1/2\rangle$. A pair of Helmholtz coils (not shown in the figure) produce a homogeneous magnetic field in vertical direction, which is used to tune the interactions. The Feshbach-resonance magnetic field for ${}^6\text{Li}$ atoms is about 834 G. Some special techniques are applied to produce the isotropic trap. Firstly, A pair of anti-Helmholtz coils produce a gradient magnetic field in vertical direction to simultaneously compensate the gravity force of the two spin states, which is valid for ${}^6\text{Li}$ atoms because the hyperfine interaction is much smaller than the Zeeman shift at the strong magnetic field applied in the experiment. The magnetic gradient is $B'_z = 1.05$ G/cm. Secondly, two elliptic optical beams with a cross-sectional aspect ratio of $\sqrt{2}$, propagating perpendicularly to each other, form the isotropic trap. To avoid interference, the two ODT (optical dipole trap) beams have orthogonally linear polarizations and a frequency difference of 220 MHz. Under these conditions, the trapping frequency can be varied by the optical power. The waist radius of the optical beam is $60 \mu\text{m}$ and the wavelength is 1064 nm. Two laser beams with a frequency difference of 76 MHz, propagating in vertical and horizontal directions, respectively, are applied to detect two spin states separately.

We transfer the unitary Fermi gas to the isotropic trap with an efficiency of more than 90%, by lowering the power of the elongated ODT and simultaneously increasing that of the isotropic ODT in a period of 25 ms. After performing the evaporative cooling in the isotropic trap, we slowly increase the optical power to 3.8 W in about 75 ms. The temperature is adjusted by controlling the optical power of the evaporative cooling. The atom number is $N = 2.9(3) \times 10^4$ and the spin polarization is less than 6%. The cloud radius $\langle x_i^2 \rangle_t$ is obtained by fitting a Gaussian distribution to the atomic density profile, which is corrected by the fit to the finite-temperature Thomas-Fermi function at low temperatures. In measuring the expansion behaviors, the final optical power of the trap is 3.8 W and the trapping frequencies are $(\omega_x, \omega_y, \omega_z) = 2\pi \times (1234(6), 1165(11), 1204(3))$ Hz. In measuring the effective exponent γ , the trapping frequencies are $(\omega_x, \omega_y, \omega_z) = 2\pi \times (188(1), 176(2), 187(1))$ Hz. And in measuring the breathing mode, the mean trapping frequency along three axes is $\omega_0 = 2\pi \times 583$ Hz.

B. Production of the elliptic beam with a cross-sectional aspect ratio of $\sqrt{2}$

To form an isotropic optical trap, we should produce two elliptical beams whose cross-sectional aspect ratio is $\sqrt{2}$. The optical configuration to produce one beam is shown in Fig. S2. A 1064 nm laser beam outputs from a polarization-maintaining fiber. The Glan-Taylor prism is used to purify the optical polarization. A set of three cylindrical lens increases the radius in x direction, while maintains that in z direction. The focus lengths and distances of the lens are carefully selected to obtain the desired aspect ratio of the cross-section, $w_z : w_x = 1 : \sqrt{2}$. After passing the final achromatic doublets, the aspect ratio reverses, i.e., $w_z : w_x = \sqrt{2} : 1$. In order to increase the optical stability, the optical devices are constructed with stainless steel mounts, and the experimental setup rests on an air-floating platform.

C. Gravity compensation with a gradient magnetic field

To study interactions between two spin states in an isotropic optical trap with variable trapping frequencies, the gravity force of the two spin states should be simultaneously compensated. For ${}^6\text{Li}$ atoms at the Feshbach resonant magnetic field of 834 G, the hyperfine interaction (≈ 228 MHz) is much smaller than the Zeeman shift (≈ 1.2 GHz). In this condition, the hyperfine quantum number F is no longer a good quantum number. The energy shift due to the Zeeman effect at this strong magnetic field is

$$\Delta E = \mu_B(g_J m_J + g_I m_I) B_z, \quad (\text{S1})$$

where g is the Landé factor and μ_B is the Bohr magneton. For the two lowest spin states $|F = 1/2, m_F = \pm 1/2\rangle$, $L = 0$ and $m_J = m_S = -1/2$. With $g_I \ll g_S$, the nuclear contribution can be neglected. Then the energy shift is well

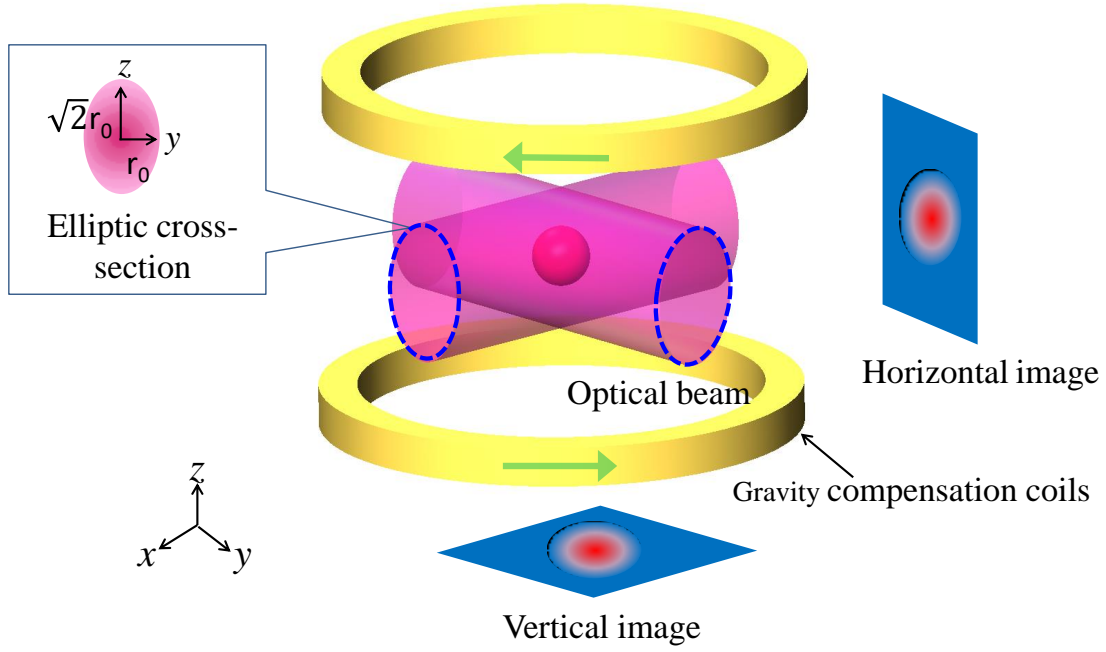


FIG. S1. Experimental setup of the isotropic trap. Two elliptical optical beams with a cross-sectional aspect ratio of $\sqrt{2}$, propagating perpendicularly to each other, form the isotropic trap. A pair of anti-Helmholtz coils produce a gradient magnetic field in vertical direction to compensate the gravity. Another pair of Helmholtz coils (not shown) produce a homogeneous magnetic field in vertical direction to tune the interactions. Two laser beams with a frequency difference of 76 MHz, propagating in vertical and horizontal directions, respectively, are applied to detect two spin states separately.

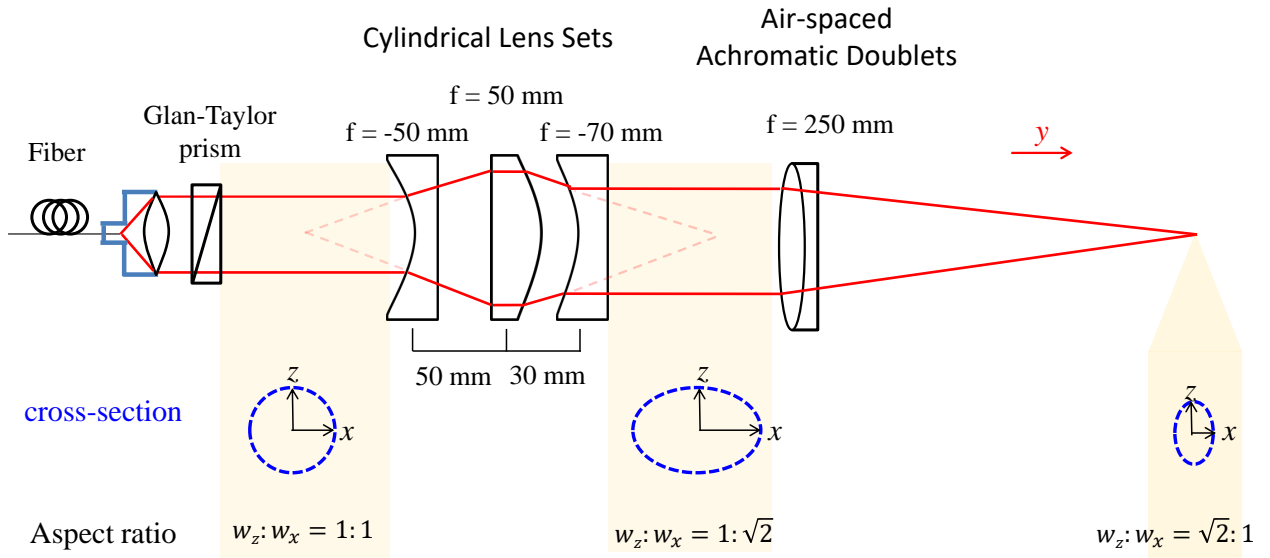


FIG. S2. Optical configuration for preparing the elliptical beam. The optical beam propagates in y direction. The first row shows the optical devices, the second row schematically displays the shape of the cross-section on $x-z$ plane, and the third row indicates the value of the cross-sectional aspect ratio $w_z : w_x$. $w_{x,z}$ is the waist radius in x (z) direction. After the output of the optical fiber, the cross-section has a circular shape, i.e., $w_z : w_x = 1 : 1$. A set of three cylindrical lenses increases the radius in x direction, while maintains that in z direction, resulting an elliptical cross-section with $w_z : w_x = 1 : \sqrt{2}$. The focus lengths of the lens are -50 mm, 50 mm, and 70 mm, respectively. The distances between lens are 50 mm and 30 mm, respectively. The final achromatic doublets with a focus length of 250 mm reverses the aspect ratio, i.e., $w_z : w_x = \sqrt{2} : 1$.

approximated by

$$\Delta E \simeq \mu_B g_S m_S B_z, \quad (\text{S2})$$

where $g_S = 2$. The atoms in two spin states have the same magnetic moment $\mu = m_S g_S \mu_B = -\mu_B$. To compensate the gravity force of the two spin states, the magnetic field gradient B'_z can be calculated,

$$\mu_B B'_z = mg. \quad (\text{S3})$$

In the experiment, we use a pair of anti-Helmholtz coils in z direction to generate a quadrupole magnetic field, which is combined with the Feshbach magnetic field to create a linear magnetic field in z direction. According to Eq. (S3), $B'_z = 1.05$ G/cm.

D. Residual Confinement of the Feshbach Magnetic Field

We probe the atomic expansion at a magnetic field of 834 G. So it is important to analyze the residual confinement of the Feshbach magnetic field. A pair of Helmholtz coils in z direction are used to tune the Feshbach resonance. The Feshbach magnetic field has a curvature which gives rise to an additional trapping potential,

$$U_{\text{mag}} = \frac{1}{2} \mu_B B''_z z^2. \quad (\text{S4})$$

Then the trap frequency due to the magnetic field can be calculated,

$$\omega_{\text{mag}} = \sqrt{\frac{\mu_B B''_z}{m}}. \quad (\text{S5})$$

Through the parameters of the Feshbach coils, the curvature of the magnetic field in the vertical direction is calculated to be $B''_z = 0.1$ G/cm², while on the horizontal plane, it is negligibly small, i.e., $B''_{\perp} \rightarrow 0$ G/cm². Then the residual trapping frequency originating from the Feshbach magnetic field is only $\omega_{\text{mag}} = 2\pi \times 1.54$ Hz, which is much smaller than that of the optical dipole trap. According to Ref. [49], the scale factor $b(t)$ of the atomic cloud after released from the optical trap in z -direction is

$$b(t) = \left[\cos^2(\omega_{\text{mag}} t) + \frac{\omega_{\text{opt}}^2}{\omega_{\text{mag}}^2} \sin^2(\omega_{\text{mag}} t) \right]^{1/2} \quad (\text{S6})$$

where ω_{opt} is the trapping frequency of the optical trap and t is the expansion time in the magnetic field. When $\omega_{\text{mag}} = 0$, the expansion evolves according to $b_0(t) = (1 + \omega_{\text{opt}}^2 t^2)^{1/2}$, which corresponds to the scale invariant process. The effect of the residual magnetic confinement can be defined by $\delta_b = (b_0(t) - b(t))/b_0(t)$, which represents the shift of the atomic cloud size.

In the experiment, the trapping frequency of the optical trap is $\omega_{\text{opt}} \approx 2\pi \times 1201$ Hz. For $t = 2$ ms, the longest expansion time in the experiment, $\delta_b \sim 6 \times 10^{-5}$. So the residual confinement effect of the Feshbach magnetic field can be ignored.

E. Theoretical analysis on how to form an isotropic optical dipole trap.

1. One Gaussian Beam

We first consider one focused Gaussian beam. Suppose that the optical beam propagates along z axis. Then the optical intensity is

$$I(r, z) = \frac{I_0}{1 + (z/z_0)^2} \exp\left[\frac{-2r^2}{w_0^2}\right], \quad (\text{S7})$$

where I_0 is the peak intensity, $z_0 = \pi w_0^2/\lambda$ is the Rayleigh length, and w_0 is waist radius (the $1/e^2$ intensity radius of the beam at the focus). Then the trapping potential is given by

$$U(r, z) = -\frac{U_0}{1 + (z/z_0)^2} \exp\left[\frac{-2r^2}{w_0^2}\right], \quad (\text{S8})$$

where

$$\begin{aligned} U_0 &= \frac{3\pi c^2 \Gamma}{2\omega_0^3 \Delta\omega} I_0, \\ I_0 &= \frac{2P}{\pi w_0^2}. \end{aligned} \quad (\text{S9})$$

Here c is the speed of light, $\omega_0 = 2\pi c/\lambda_0$, $\omega = 2\pi c/\lambda$, and $\Delta\omega = \omega_0 - \omega$. In the experiment, the natural line width is $\Gamma = 2\pi \times 5.87$ MHz for ${}^6\text{Li}$ atom, $\lambda_0 = 671$ nm and $\lambda = 1064$ nm. To determine the trapping frequency of the trap, we expand the trapping potential of Eq. (S8) into Taylor series around the center $(x, y, z) = (0, 0, 0)$,

$$\begin{aligned} U(r, z) &\simeq -U_0 \left(1 - \frac{z^2}{z_0^2}\right) \left(1 - \frac{2r^2}{w_0^2}\right) + \dots \\ &\simeq -U_0 + \frac{U_0}{z_0^2} z^2 + 2\frac{U_0}{w_0^2} r^2 + \dots \end{aligned} \quad (\text{S10})$$

Then

$$\begin{aligned} \frac{U_0}{z_0^2} z^2 &= \frac{1}{2} m \omega_{\text{axial}}^2 z^2, \\ 2\frac{U_0}{w_0^2} r^2 &= \frac{1}{2} m \omega_{\text{radial}}^2 r^2, \end{aligned} \quad (\text{S11})$$

where ω_{axial} and ω_{radial} are the trapping frequencies of the optical beam in axial and radial directions, respectively.

$$\begin{aligned} \omega_{\text{axial}} &= \sqrt{\frac{2U_0}{mz_0^2}}, \\ \omega_{\text{radial}} &= \sqrt{\frac{4U_0}{mw_0^2}}. \end{aligned} \quad (\text{S12})$$

In the experiment, the waist radius w_0 is $60 \mu\text{m}$. Then $\omega_{\text{axial}}/\omega_{\text{radial}} \simeq 4.0 \times 10^{-3}$. The trapping effect in axial direction of the optical beam is negligibly small.

2. Two Orthogonal Beams with the Circular Cross-Section

We consider two identical Gaussian beams with the circular cross-section. The two optical beams propagate along x and y axes, respectively. Then the trapping potential can be expressed as

$$U_{\text{OPT}} = U_{\text{OPT1}} + U_{\text{OPT2}} = -\frac{U_0}{1 + (x/x_0)^2} \exp\left[-\frac{2(y^2 + z^2)}{w_0^2}\right] - \frac{U_0}{1 + (y/y_0)^2} \exp\left[-\frac{2(x^2 + z^2)}{w_0^2}\right], \quad (\text{S13})$$

where $x_0 = y_0$ is the Rayleigh length and w_0 is the waist radius.

We expansion Eq. (S13) into Taylor series at the point $(x, y, z) = (0, 0, 0)$,

$$U_{\text{OPT}} \simeq -2U_0 + \left(\frac{U_0}{x_0^2} + 2\frac{U_0}{w_0^2}\right) x^2 + \left(\frac{U_0}{y_0^2} + 2\frac{U_0}{w_0^2}\right) y^2 + 4\frac{U_0}{w_0^2} z^2 + \dots \quad (\text{S14})$$

As mentioned above, the trapping effect in the axial direction of the optical beam can be ignored, and we only consider the trapping effect in the radial direction. Then the trapping frequencies can be calculated as

$$\begin{aligned} \omega_x &= \omega_y \simeq \omega_{\text{radial}}, \\ \omega_z &\simeq \sqrt{2}\omega_{\text{radial}}. \end{aligned} \quad (\text{S15})$$

According to Eq. (S15), the trapping frequency in the vertical direction is about $\sqrt{2}$ times that in the horizontal direction.

3. Two Orthogonal Beams with the Elliptic Cross-Section

According to the above analysis, we couldn't form an isotropic trap using the beams with the circular cross-section. Here we consider two beams with the elliptical cross-section. The two optical beams propagate along x and y axes, respectively. The waist radius in x and y direction is different from that in z direction, i.e., $w_{x0} = w_{y0} = w_0$, $w_{x0} \neq w_{z0}$. Ignoring the trapping effect in the axial direction of the optical beam as mentioned above, then the trapping potential is calculated as

$$U_{\text{OPT}} = U_{\text{OPT1}} + U_{\text{OPT2}} \approx -U_0 \exp \left[-2 \left(\frac{y^2}{w_0^2} + \frac{z^2}{w_{z0}^2} \right) \right] - U_0 \exp \left[-2 \left(\frac{x^2}{w_0^2} + \frac{z^2}{w_{z0}^2} \right) \right]. \quad (\text{S16})$$

Ignoring the trapping effect in the axial direction of the optical beam, we expand Eq. (S16) into Taylor series at the point $(x, y, z) = (0, 0, 0)$,

$$U_{\text{OPT}} \simeq -2U_0 + 2\frac{U_0}{w_0^2}x^2 + 2\frac{U_0}{w_0^2}y^2 + 4\frac{U_0}{w_{z0}^2}z^2 + \dots \quad (\text{S17})$$

Then the trapping frequencies can be calculated,

$$\begin{aligned} \omega_x = \omega_y &\simeq \omega_{\text{radial}}, \\ \frac{\omega_z}{\omega_x} &= \frac{\sqrt{2}w_0}{w_{z0}}. \end{aligned} \quad (\text{S18})$$

According to Eq. (S18), if $w_{z0} = \sqrt{2}w_0$, for any optical power, the trapping frequencies along three orthogonal axes are the same,

$$\omega_x = \omega_y = \omega_z. \quad (\text{S19})$$

In conclusion, in our experiment, the gravity force is compensated with a gradient magnetic field, and the residual confinement of the Feshbach magnetic field is negligibly small. Then we can form an isotropic optical trap using two orthogonal beams with the elliptical cross-section. The aspect ratio of the cross-section is $\sqrt{2}$. The trapping frequency can be varied by the power of the optical beam.

II. MEASUREMENT OF THE TRAPPING FREQUENCY

In the experiment, the trapping frequency of the trap is determined by measuring the center-of-mass oscillation of the atomic cloud. We perturb the position of the atomic cloud in the spherical trap by controlling a pulse of the elongated optical trap. We tune the relative position of the elongated trap to the spherical trap, simultaneously shifting positions of the atomic cloud in three axes. After switching off the pulse of the elongated trap, the atoms will oscillate in the trap. After different waiting time in the trap, we probe atoms with a time-of-flight (TOF) of 1 ms. The atomic temperature is above the superfluid temperature T_c , and the atomic position x_i ($i \rightarrow x, y, z$) is obtained by fitting the density profile using a Gaussian distribution. We can determine the oscillation of the center-of-mass $\Delta x_i(t) = x_i(t) - \bar{x}_i$, where t is the waiting time in the trap, and \bar{x}_i is the mean value of $x_i(t)$. Then we can fit $\Delta x_i(t)$ using a sinusoidal function,

$$\Delta x_i(t) = A_i \sin(\omega_i t + \phi_i), \quad (\text{S20})$$

where A_i is the oscillation amplitude, and ω_i is the trapping frequency in x_i direction.

Fig. S3 shows the measurement results, where the optical power is 3.8 W. The trapping frequencies are $(\omega_x, \omega_y, \omega_z) = 2\pi \times (1234(6), 1165(11), 1204(3))$ Hz, which are almost the same along three axes.

III. MEASUREMENT OF THE TEMPERATURE AND IN-SITU ATOMIC CLOUD SIZE

A. How to obtain the temperature of the unitary Fermi gas

The temperature of the unitary Fermi gas is obtained using the method similar to J. E. Thomas [3] and C. J. Vale's groups [24]. The normalized one-dimensional profile of a non-interacting Fermi gas is

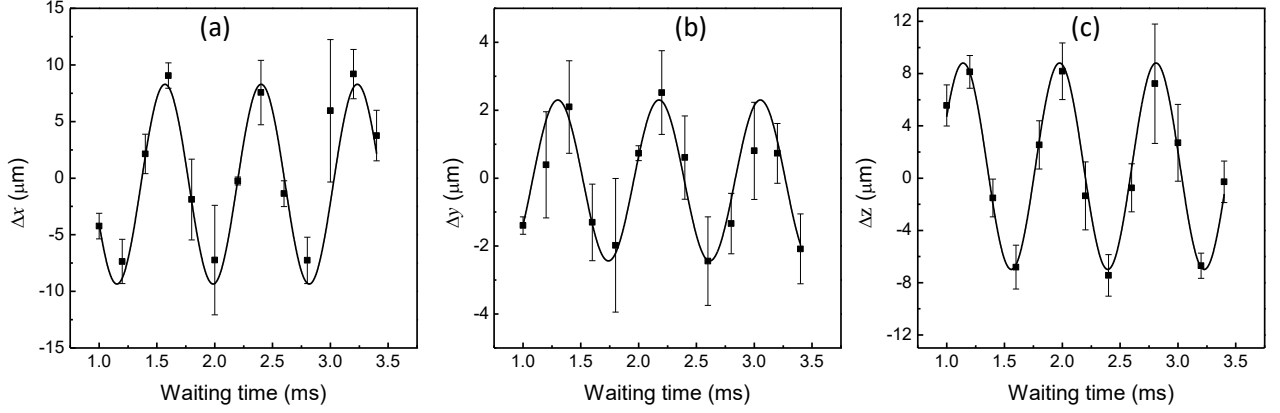


FIG. S3. Center-of-mass oscillations of the atomic cloud. Δx_i ($i \rightarrow x, y, z$) denotes the distance away from the mean value of the atomic position. The error bar is the standard deviation of three measurements. The black solid line denotes the sinusoidal fitting.

$$n(r_i(t), T) = -\frac{3N}{\sqrt{\pi}\sigma_{F_i}(t)} \left(\frac{T}{T_F}\right)^{5/2} \text{Li}_{5/2} \left[-\exp\left(\frac{\mu}{E_F} - \frac{r_i^2}{\sigma_{F_i}^2(t)}\right) \right], \quad (\text{S21})$$

where N is the total atom number, $\text{Li}_{5/2}$ is the polylogarithm function, μ is the chemical potential and $\sigma_{F_i}(t)$ is the Thomas-Fermi radius of the atomic cloud after released from the trap.

The fitting procedure for the unitary Fermi gas is similar to that of the non-interacting gas as mentioned above, except that the Fermi radius σ_{F_i} and Fermi temperature T_F should be replaced by $\sigma_{F_i}^*$ and T_F^* , respectively. At unitarity, $\sigma_{F_i}^* = (1 + \beta)^{1/4}\sigma_{F_i}$ and $T_F^* = (1 + \beta)^{1/2}T_F$, where β is a universal constant, and the fitting profile becomes

$$n(r_i(t), T) = -\frac{3N}{\sqrt{\pi}\sigma_{F_i}^*(t)} (\tilde{T})^{5/2} \text{Li}_{5/2} \left[-\exp\left(q - \frac{r_i^2(t)}{(\sigma_{F_i}^*(t))^2\tilde{T}}\right) \right], \quad (\text{S22})$$

where $q = \mu/(E_F\tilde{T})$, $E_F = \hbar\omega_0(3N)^{1/3}$ and \tilde{T} is the empirical temperature given by

$$\tilde{T} = \frac{T}{T_F\sqrt{1+\beta}}. \quad (\text{S23})$$

The expansion behavior is known in the unitary regime. $\sigma_{F_i}^*(t)$ can be calculated by the atom number and trapping frequency. Another way to obtain $\sigma_{F_i}^*(t)$ is to fit the atomic density profile using the zero-temperature Thomas-Fermi distribution at the lowest temperature. We fix $\sigma_{F_i}^*(t)$ constant for the fits at all higher temperatures, leaving only \tilde{T} and q as the free parameters. Then we obtain the value of T/T_F from Eq. (S23), where $\beta = -0.56$ [25].

B. How to obtain the in-situ atomic cloud size of the unitary Fermi gas in finite temperature

At finite temperature, for a non-interacting Fermi gas, the in-situ mean square size $\langle r_i^2(T) \rangle_0$ is given by

$$\langle r_i^2(T) \rangle_0 = \frac{\sigma_{F_i}^2}{8} \frac{E}{E_0} \left(\frac{T}{T_F}\right) \quad (\text{S24})$$

where $\sigma_{F_i} = \sqrt{2E_F/m\omega_0^2}$ is the Fermi radius of the atomic cloud in the trap, E_0 is the ground energy.

For the unitary Fermi gas,

$$\langle r_i^2(\tilde{T}) \rangle_0 = \frac{(\sigma_{F_i}^*)^2}{8} \frac{E}{E_0}(\tilde{T}). \quad (\text{S25})$$

As seen in Ref. [3], with the same value of T/T_F and \tilde{T} for the non-interacting Fermi gas and unitary Fermi gas, $\frac{E}{E_0}\left(\frac{T}{T_F}\right) = \frac{E}{E_0}(\tilde{T})$. After knowing the temperature \tilde{T} of the unitary Fermi gas using the method mentioned above, the value of $\frac{E}{E_0}(\tilde{T})$ can be obtained. According to Eq. (S25) and the relation $\sigma_{F_i}^* = (1 + \beta)^{1/4}\sigma_{F_i}$, we can obtain the in-situ size $\langle r_i^2 \rangle_0$ of the unitary Fermi gas in finite temperature.

IV. OPTIMIZATION OF THE ATOMIC IMAGE USING THE FRINGE-REMOVAL ANALYSIS

To obtain the density distribution of the gas, three atomic images should be taken, respectively, as P_{abs} , P_{ref} and P_{bg} . P_{abs} is the absorption image with atom and light, P_{ref} is the reference image without atom, and P_{bg} is the background image without light and atom. The optical density (OD) distribution is obtained from

$$P_{\text{od}} = \ln \left(\frac{P_{\text{ref}} - P_{\text{bg}}}{P_{\text{abs}} - P_{\text{bg}}} \right). \quad (\text{S26})$$

Due to changes in the intensity and spatial position of the imaging light, P_{ref} is different from the background of P_{abs} , leading to fringes and other noises in P_{od} (see Fig. S4(a)). As known in Ref. [33], these noises can be reduced by using an algorithm to synthesize a new reference image P_{refn} , which is closest to the background of P_{abs} . Replacing P_{ref} with P_{refn} in Eq. (S26), we can optimize the atomic image P_{od} .

A set of reference images compose a background library R , whose linear superposition gives P_{refn} by

$$P_{\text{refn}} = RC. \quad (\text{S27})$$

The coefficient matrix C is determined by setting the least square difference between P_{refn} and P_{abs} in the regions without absorption of atoms. Setting the partial derivative of the square difference with respect to the coefficient to zero, a set of equations are obtained, where the solutions give the coefficients.

Fig. S4 displays an example of the image optimization. Without optimization, there are many fringes and noises in the background, as shown in Fig. S4(a). After optimization, the fringes and noises are greatly reduced in Fig. S4(b). In Fig. S4(c), we use a Gaussian function to fit the one dimensional OD,

$$\text{OD}(x) = \text{OD}_0 + A \exp \left(\frac{-x^2}{2\sigma_x^2} \right). \quad (\text{S28})$$

Without optimization, $\text{OD}_0 = 0.63 \pm 0.13$, $\sigma_x = 27.26 \pm 0.87$, $A = 10.73 \pm 0.27$, and χ^2 of the fitting is 0.45. After optimization, $\text{OD}_0 = 0.20 \pm 0.09$, $\sigma_x = 25.95 \pm 0.62$, $A = 10.93 \pm 0.20$, and χ^2 of the fitting is 0.26. It can be seen that, through image optimization, the background level and fitting uncertainty are well reduced. The atomic cloud radius also changes, which should be more accurate.

V. HYDRODYNAMIC DESCRIPTION OF THE ATOMIC EXPANSION FROM AN ISOTROPIC TRAP

A Gaussian distribution is used to fit the atomic density profile, $n(x) = Ae^{(-x^2/2\sigma_x^2)}$, and the fitted value of σ_x is related to the mean square cloud size in x direction by

$$\langle x^2 \rangle = \frac{1}{N} \int n x^2 dx = \sigma_x^2. \quad (\text{S29})$$

We consider how $\langle x_i^2 \rangle$ ($i = x, y, z$) evolves with expansion time t ,

$$\frac{d\langle x_i^2 \rangle}{dt} = \frac{1}{N} \int \frac{\partial n}{\partial t} x_i^2 dx. \quad (\text{S30})$$

Using the continuity equation of the hydrodynamic description for one component fluid [16, 19, 26], $\partial n / \partial t + \nabla \cdot (n\mathbf{v}) = 0$, Eq. (S30) can be written as

$$\begin{aligned} \frac{d\langle x_i^2 \rangle}{dt} &= \frac{1}{N} \int [-\nabla \cdot (n\mathbf{v})] x_i^2 dx \\ &= \frac{1}{N} \int [-\nabla \cdot (x_i^2)] n \mathbf{v} dx + \frac{1}{N} \int [-\nabla \cdot (x_i^2 n \mathbf{v})] dx \\ &= \frac{1}{N} \int [-\nabla \cdot (x_i^2)] n \mathbf{v} dx \\ &= \frac{1}{N} \int 2x_i n v_i dx \\ &= 2\langle x_i v_i \rangle. \end{aligned} \quad (\text{S31})$$

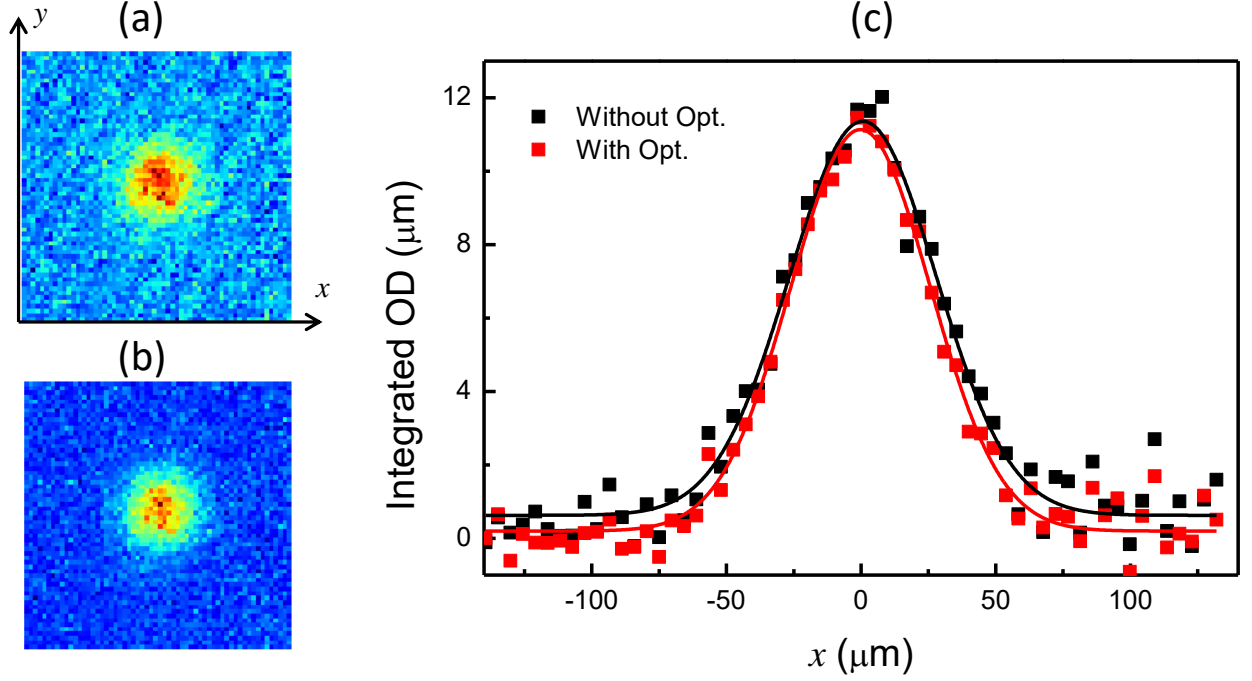


FIG. S4. Optimization of atomic images. (a) is for the atomic image without optimization and (b) with optimization. The integrated OD in x direction is shown in (c). The solid line is the fitting using a Gaussian function. The OD distributions with and without optimization are displayed together for comparison.

Using the same procedure, we can write the evolution of $\langle x_i v_i \rangle$ with time:

$$\begin{aligned}
 \frac{d\langle x_i v_i \rangle}{dt} &= \frac{1}{N} \int \frac{\partial n}{\partial t} x_i v_i dx + \frac{1}{N} \int n x_i \frac{\partial v_i}{\partial t} dx \\
 &= \frac{1}{N} \int [\nabla \cdot (x_i v_i)] n v dx + \frac{1}{N} \int n x_i \frac{\partial v_i}{\partial t} dx \\
 &= \langle x(\partial_t + \mathbf{v} \cdot \nabla) v_i \rangle + \langle v_i^2 \rangle.
 \end{aligned} \tag{S32}$$

Combining Eq. (S31) and (S32), we obtain

$$\frac{d^2 \langle x_i^2 \rangle}{dt^2} \frac{1}{2} = \langle x_i (\partial_t + \mathbf{v} \cdot \nabla) v_i \rangle + \langle v_i^2 \rangle. \tag{S33}$$

The first term is similar to Euler's equation,

$$mn(\partial_t + \mathbf{v} \cdot \nabla)v = -\partial_i P - n\partial_i U + \sum_j \partial_j (\eta\sigma_{ij} + \zeta\sigma'\delta_{ij}), \tag{S34}$$

where m is the atomic mass, P is the scalar pressure, U is the trapping potential energy, and the last term on the right side denotes the friction forces due to shear η and bulk ζ viscosity. The viscosity can be written as $\eta \equiv \alpha_S \hbar n$ and $\zeta \equiv \alpha_B \hbar n$. $\sigma_{ij} \equiv \partial v_i / \partial x_j + \partial v_j / \partial x_i - 2/3 \delta_{ij} \nabla \cdot \mathbf{v}$, $\sigma' = \nabla \cdot \mathbf{v}$. We then take the density averaged product of the Euler's equation with a position component, Eq. (S34) can be written as

$$\begin{aligned}
 \frac{1}{N} \int n x_i (\partial_t + \mathbf{v} \cdot \nabla) v_i d^3 r &= -\frac{1}{Nm} \int x_i \partial_i P d^3 r - \frac{1}{Nm} \int x_i n \partial_i U d^3 r + \frac{1}{Nm} \sum_j \int x_i \partial_j (\eta\sigma_{ij} + \zeta\sigma'\delta_{ij}) d^3 r \\
 &= \frac{1}{Nm} \int P d^3 r - \frac{1}{Nm} \int x_i n \partial_i U d^3 r - \frac{1}{Nm} \int (\eta\sigma_{ii} + \zeta\sigma') d^3 r.
 \end{aligned} \tag{S35}$$

The pressure, trapping potential and viscosity terms must be zero for $x_i \rightarrow \pm\infty$. Then combining Eq. (S33) and (S35), we obtain

$$\frac{d^2 \langle x_i^2 \rangle}{dt^2} \frac{1}{2} = \frac{1}{Nm} \int P d^3 r - \frac{1}{m} \langle x_i \partial_i U \rangle - \frac{\hbar}{m} \langle \alpha_S \sigma_{ii} + \alpha_B \sigma' \rangle + \langle v_i^2 \rangle. \tag{S36}$$

Eq. (S36) determines the evolution of the mean square cloud radius, which depends on the conservative forces from the scale pressure and the trapping potential, as well as the dissipative forces arising from the shear and bulk viscosity. For a spherical system, expansion behaviors in all directions are the same, i.e., $\partial v_i/\partial x_i = \partial v_j/\partial x_j = \partial v_k/\partial x_k$. Then

$$\begin{aligned}\sigma_{ii} &\equiv \frac{\partial v_i}{\partial x_i} + \frac{\partial v_i}{\partial x_i} - \frac{2}{3}\delta_{ii}\nabla \cdot \mathbf{v} \\ &= \frac{\partial v_i}{\partial x_i} + \frac{\partial v_i}{\partial x_i} - \frac{2}{3}\left(\frac{\partial v_i}{\partial x_i} + \frac{\partial v_j}{\partial x_j} + \frac{\partial v_k}{\partial x_k}\right) \\ &= 0, \\ \sigma' &= \nabla \cdot \mathbf{v} = \frac{\partial v_i}{\partial x_i} + \frac{\partial v_j}{\partial x_j} + \frac{\partial v_k}{\partial x_k} = 3\frac{\partial v_i}{\partial x_i}.\end{aligned}\tag{S37}$$

For simplicity, we only consider the atomic expansion in x direction. Inserting Eq. (S37) into Eq. (S36), we can find that for a spherical system, the evolution of the mean square cloud radius can be written as

$$\frac{d^2}{dt^2} \frac{\langle x^2 \rangle}{2} = \frac{1}{Nm} \int P d^3r - \frac{1}{m} \langle x \partial_x U \rangle - \frac{\hbar}{m} \langle 3\alpha_B \partial_x v_x \rangle + \langle v_x^2 \rangle.\tag{S38}$$

Now we need to eliminate $\langle v_x^2 \rangle$ by using the energy conservation equation:

$$\frac{d}{dt} \int d^3r \left(n \frac{1}{2} m \mathbf{v}^2 + \varepsilon + nU \right) = 0.\tag{S39}$$

At $t \geq 0^+$, atoms are released from the optical trap ($U = 0$),

$$\begin{aligned}t = 0^+ & \quad E = \frac{1}{N} \int d^3r \varepsilon_0, \\ t > 0^+ & \quad E = \frac{1}{N} \int d^3r \varepsilon + \frac{m}{2} \langle \mathbf{v}^2 \rangle.\end{aligned}\tag{S40}$$

Taking $\Delta P \equiv P - 2/3\varepsilon$ into Eq. (S40),

$$\begin{aligned}\frac{1}{N} \int d^3r \varepsilon_0 &= \frac{3}{2N} \int d^3r P_0 - \frac{3}{2N} \int d^3r \Delta P_0 \\ &= \frac{1}{N} \int d^3r \varepsilon + \frac{m}{2} \langle \mathbf{v}^2 \rangle.\end{aligned}\tag{S41}$$

Then we find

$$\begin{aligned}\langle v^2 \rangle &= \frac{2}{m} \left(\frac{3}{2N} \int d^3r P_0 - \frac{3}{2N} \int d^3r \Delta P_0 - \frac{1}{N} \int d^3r \varepsilon \right) \\ &= \frac{3}{m} \langle \mathbf{r} \cdot \nabla U \rangle_0 - \frac{3}{mN} \int d^3r \Delta P_0 - \frac{2}{mN} \int d^3r \varepsilon.\end{aligned}\tag{S42}$$

For a spherical system, $\langle v_x^2 \rangle = \langle v^2 \rangle/3$.

Before release from the trap at $t = 0^-$, $\mathbf{v} = 0$. Eq. (S38) can be written as

$$\frac{1}{N} \int d^3r P_0 = \langle x \partial_x U \rangle_0,\tag{S43}$$

where the subscript $()_0$ describe the initial condition in the trap. Combining Eqs. (S42), (S43) and (S38), we obtain

$$\begin{aligned}\frac{d^2}{dt^2} \frac{m \langle x^2 \rangle}{2} &= \langle x \partial_x U \rangle_0 - \frac{1}{N} \int d^3r \Delta P_0 - \frac{2}{3N} \int d^3r \varepsilon \\ &\quad + \frac{1}{N} \int d^3r \Delta P + \frac{2}{3N} \int d^3r \varepsilon - \hbar \langle 3\alpha_B \partial_x v_x \rangle \\ &= \langle x \partial_x U \rangle_0 + \frac{1}{N} \int d^3r (\Delta P - \Delta P_0) - \hbar \langle 3\alpha_B \partial_x v_x \rangle.\end{aligned}\tag{S44}$$

This is the atomic expansion evolution from an isotropic harmonic trap. For a unitary Fermi gas, $\Delta P = 0$ and $\alpha_B = 0$. Eq. (S44) can be written as

$$\frac{d^2}{dt^2} \frac{m\langle x^2 \rangle}{2} = \langle x \frac{\partial U}{\partial x} \rangle_0, \quad (\text{S45})$$

$$\langle x^2 \rangle = \langle x^2 \rangle_0 + \omega_x^2 \langle x^2 \rangle_0 t^2. \quad (\text{S46})$$

Eqs. (S45) and (S46) display the scale-invariant expansion of a unitary Fermi gas from an isotropic trap, which is similar to a non-interacting Fermi gas. While away from the resonant interaction, $\Delta P \neq 0$ and $\alpha_B \neq 0$, the scale-invariant expansion will be broken.

VI. INTERACTION EFFECT ON THE BALLISTIC EXPANSION

For our experiment with a unitary Fermi gas in a spherical trap, the shear viscosity contribution vanishes, and the bulk viscosity is zero. In this condition, we could not measure the viscosity from the expansion behaviors. But we could still observe the interaction effects on the ballistic expansion. Though $\tau^2(t)$ shows no difference between the interacting and noninteracting gasses, the absolute size $\langle x^2 \rangle$ during the expansion is dependent on the interaction, as seen in Eq. (2) of the main text. The interaction is included in the in-situ atomic cloud size $\langle x_0^2 \rangle$. In Fig. S5, we explicitly demonstrate the interaction effects by comparing the theoretical calculation and experimental results. We calculate the expansion behavior according to Eq. (2) of the main text with the experimental parameters (atomic temperature, atom number and trapping frequency). The expansion behavior observed in the experiment agrees well with the calculation including interaction, while deviates obviously from the calculation without interaction. The absolute size $\langle x^2 \rangle$ without interaction is bigger than that with interaction.

VII. SO(2,1) SYMMETRY

The unitary Fermi gas confined in an isotropic harmonic trap has the SO(2,1) symmetry, which has been introduced with details in Reference [22]. A spherically trapped unitary Fermi gas of N atoms is described by the Hamiltonian

$$H = \sum_{j=1}^N \left(-\frac{\hbar^2}{2m} \nabla_j^2 + \frac{1}{2} m \omega_0^2 r_j^2 \right), \quad (\text{S47})$$

where the interaction between atoms could alternatively be characterized by a short-range boundary condition obeyed by the wave function $\psi(r \rightarrow 0) \sim 1/r$. Let us introduce raising/lowering operators,

$$L_+ = +\frac{3N}{2} + \hat{D} + \frac{H}{\hbar\omega_0} - \frac{m\omega_0}{\hbar} X^2, \quad (\text{S48})$$

$$L_- = -\frac{3N}{2} - \hat{D} + \frac{H}{\hbar\omega_0} - \frac{m\omega_0}{\hbar} X^2, \quad (\text{S49})$$

where $\hat{D} \equiv \vec{X} \cdot \partial_{\vec{X}}$ and $X^2 = \sum_{j=1}^N r_j^2$. Repeated action of L_+ and L_- on an eigenstate ψ with energy E will thus generate a ladder of eigenstates with a regular energy $E \pm 2\hbar\omega_0$. It is found that

$$[H, L_+] = 2\hbar\omega_0 L_+, \quad (\text{S50})$$

$$[H, L_-] = -2\hbar\omega_0 L_-, \quad (\text{S51})$$

$$[L_+, L_-] = -4 \frac{H}{\hbar\omega_0}, \quad (\text{S52})$$

which satisfies the algebra of SO(2,1). The symmetry is SO(2,1), but not SO(3), because of the minus sign appearing in the last equality [37].

Remarkably, action L_+ on the lowest energy $|\psi_0\rangle$ with energy E_0 , we find

$$HL_+|\psi_0\rangle = (E_0 + 2\hbar\omega_0)L_+|\psi_0\rangle. \quad (\text{S53})$$

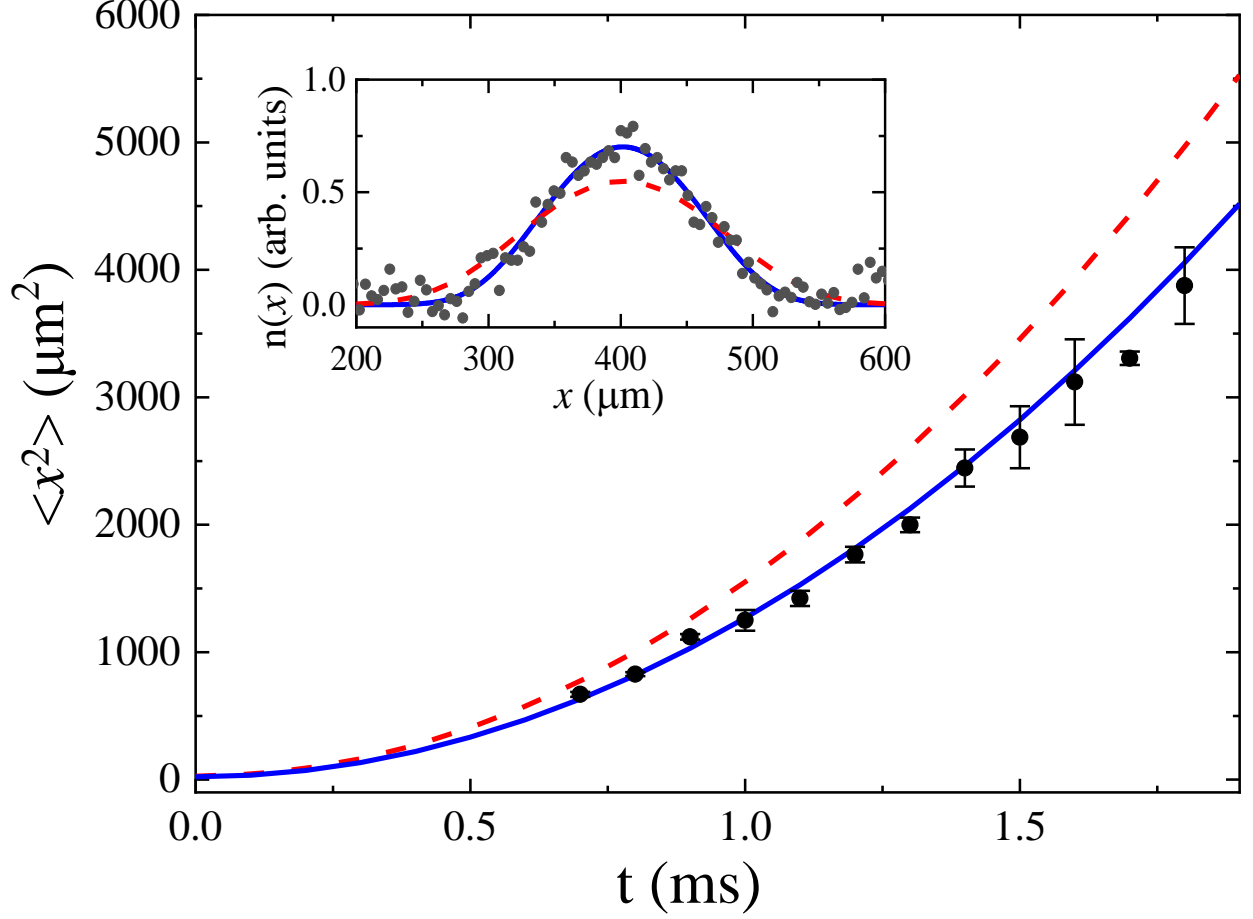


FIG. S5. Expansion of a unitary Fermi gas ($a \rightarrow \infty$) and an ideal Fermi gas ($a \rightarrow 0$). The black circles are for the experiments at $a \rightarrow \infty$, the blue solid (red dashed) curve is for the theoretical calculation at $a \rightarrow \infty$ ($a \rightarrow 0$). The atomic temperature is $T/T_F = 0.3$, the atom number is $N = 2.3 \times 10^4$, and the trapping frequency is $\omega_0 = 2\pi \times 1200$ Hz. Inset: 1D density distribution of atomic cloud after an expansion time of 1.8 ms, with the blue solid (red dashed) curve denoting the theoretical result at $a \rightarrow \infty$ ($a \rightarrow 0$).

Then $L_+|\psi_0\rangle$ is an eigenstate with energy $E_0 + 2\hbar\omega_0$. This corresponds to the lowest breathing mode with the oscillation frequency $\omega_B = 2\omega_0$.

From the general theory of Lie algebras, one may form the so-called Casimir operator,

$$\hat{C} = H^2 - \frac{1}{2}(\hbar\omega_0)^2(L_+L_- + L_-L_+), \quad (\text{S54})$$

which commutes with H and L_\pm . So, \hat{C} is a scalar within each ladder. For the ground energy ladder, we have

$$\hat{C}|\psi_0\rangle = E_0(E_0 - 2\hbar\omega_0)|\psi_0\rangle. \quad (\text{S55})$$