
InterControl: Zero-shot Human Interaction Generation by Controlling Every Joint

Zhenzhi Wang¹, Jingbo Wang², Yixuan Li¹, Dahua Lin^{1,2}, Bo Dai^{3,2}

¹The Chinese University of Hong Kong, ²Shanghai Artificial Intelligence Laboratory,

³The University of Hong Kong

{wz122, ly122, dhlin}@ie.cuhk.edu.hk, wangjingbo@pjlab.org.cn
bdai@hku.hk

Abstract

Text-conditioned motion synthesis has made remarkable progress with the emergence of diffusion models. However, the majority of these motion diffusion models are primarily designed for a single character and overlook multi-human interactions. In our approach, we strive to explore this problem by synthesizing human motion with interactions for a group of characters of any size in a zero-shot manner. The key aspect of our approach is the adaptation of human-wise interactions as pairs of human joints that can be either in contact or separated by a desired distance. In contrast to existing methods that necessitate training motion generation models on multi-human motion datasets with a fixed number of characters, our approach inherently possesses the flexibility to model human interactions involving an arbitrary number of individuals, thereby transcending the limitations imposed by the training data. We introduce a novel controllable motion generation method, InterControl, to encourage the synthesized motions maintaining the desired distance between joint pairs. It consists of a motion controller and an inverse kinematics guidance module that realistically and accurately aligns the joints of synthesized characters to the desired location. Furthermore, we demonstrate that the distance between joint pairs for human-wise interactions can be generated using an off-the-shelf Large Language Model (LLM). Experimental results highlight the capability of our framework to generate interactions with multiple human characters and its potential to work with off-the-shelf physics-based character simulators. Code is available at <https://github.com/zhenzhiwang/intercontrol>.

1 Introduction

Generating realistic and diverse human motions is a vital task in computer vision, as it has diverse applications in VR/AR, games, and films. In recent years, great progress has been achieved in human motion generation by introducing VAE [31], Diffusion Model [23, 53] and large language models [5]. These methods commonly investigated single-person motion generation given texts or action classes [15, 14, 46, 71, 55, 6, 13, 45], part of motion [10, 19, 55], or other related modalities [35, 34, 56, 3, 18], yet overlooked multi-person interactions. By naively putting their generated single-person motions in a shared global space, such motions could easily penetrate each other. They cannot even perform simple interactions like handshaking due to lack of the ability to control two people’s hands to reach the same location at the same time. Many multi-person datasets [1, 16, 42, 59] lacks text annotations and focus on motion completion given prefix motions. Recently, InterGen [36] collected a two-person interaction generation dataset, and let model to learn two-person motions from data. It is limited by the fixed number of characters and cannot generalize to arbitrary numbers. Previous methods commonly ignore a good design for general interaction modeling.

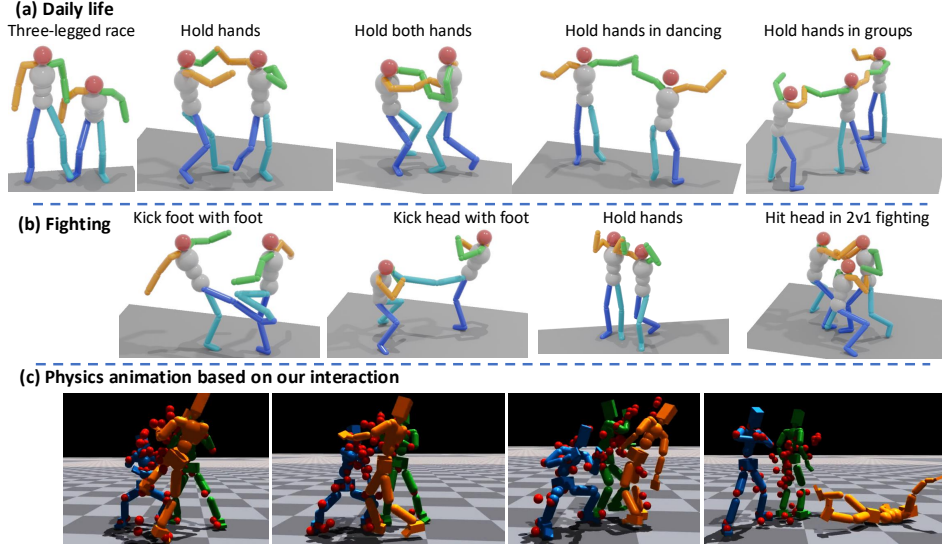


Figure 1: InterControl is able to generate **interactions of a group of people** given **joint-joint contact** or **separation** pairs as spatial condition, and it is only trained on **single-person data**. Our generated interactions are realistic and similar to real interactions in internet images in (a) daily life and (b) fighting. (c) shows our generated group motions (red dots) could serve as reference motions for physics animation.

This paper investigates a special yet widely used form of human interactions: interactions that could be quantitatively described by spatial relations of human joints, such as distances or orientations, as shown in Fig. 1 (a) and (b). Such interactions are conceptually simple, as their semantics are almost from spatial relations. Thus, they do not require additional interaction data. It only needs pretrained models from single-person data and could be generalized to an arbitrary number of humans. We define *human interactions* as steps of *joint-joint contact pairs* and devise a single-person motion generation model to take such contact pairs as control signals. Besides, orientations could also be used in control, such as making two people face each other. In this way, interaction generation is transformed to controllable motion generation. Inspired by [64], we adapt descriptions of interactions as joint contact pairs by leveraging Large Language Models (LLMs). Thus, human interactions are annotation-free, and interactions could also involve multiple human joints.

As interactions are adapted to our defined joint contact pairs, the key challenge to generate interactions is the *precise spatial control* to satisfy the constraint of spatial controls. This difficulty lies in two parts: (1) the discrepancy between *control signals in global space* and *relative motion representation* in mainstream pretrained models [14, 55]: As semantics of motions are independent to global locations, previous works [14, 55] commonly utilize the relative motions, where global locations could only be inferred by aggregating velocities. It poses challenges to control local human poses with global conditions. Previous attempts [55, 51] exploit the inpainting ability of a pretrained model, yet they are unable to control global joints. GMD [27] proposes a two-stage model of separated root trajectory generation and local pose generation. Although it manages to control root positions, controlling *every joint at any time* is still infeasible. (2) the *sparse* control signals in the motion sequence: Control signals could be sparse in both temporal and joint dimension, model needs to adaptively adjust trajectories in uncontrolled frames to satisfy the intermittent constraints.

In this paper, we propose InterControl, a novel human interaction generation method that is able to precisely control the position of any joint at any time for any person, and it is only trained on single-person motion data. By adding spatial controls to MDM [55], InterControl is a unified framework of two types of spatial control modules: (1) *Motion ControlNet* inspired by ControlNet [70]: It is initialized from a pretrained MDM [55] and takes global spatial locations as input for joint control in the global space. It is able to generate coherent and high-fidelity motions yet joint positions in global space are not perfect. (2) *Inverse Kinematics (IK) Guidance* for joint locations: To further align generated motions and spatial conditions precisely, we use inverse kinematics (IK) [44] to guide the denoising steps towards desired positions. It could be regarded as a classifier guidance [9],

yet it has no extra classifiers. We utilize L-BFGS [37] as the optimizer to directly align the global conditions in the local space. With two proposed modules, InterControl is able to control multiple joints of any person at any time. Furthermore, InterControl is able to jointly optimize multiple types of spatial controls, such as orientation alignment, collision avoidance, and joint contacts, as long as the distance measures in IK guidance are differentiable. By exploiting its joint control ability, our model is able to generate multi-person interactions with rich contacts, where no multi-person interaction datasets are needed. Our generated interactions could further serve as the reference motion to generate physical animation with meaningful human-wise reactions in simulators. As shown in Fig. 1 (c), one character could actually hit down the other with his fists by taking our generated fighting motions as input. Extensive experiments in HumanML3D [14] and KIT-ML [47] datasets quantitatively validates our joint control ability, and the user study on generated interactions shows a clear preference over previous methods.

To summarize, our contributions are twofold: (1) We are the first to generate multi-person interactions with a single-person motion generation model in a zero-shot manner. (2) We are the first to perform precise spatial control of every joint in every person at any time for interaction generation.

2 Related Work

2.1 Human Motion Generation

Synthesizing human motions is a long-standing topic. Previous efforts integrate extensive multimodal data as condition to facilitate conditional human motion generation, including text [15, 14, 46, 71, 55, 6, 30], action label [13, 45], part of motion [10, 19, 55], music [35, 34, 56], speech [3, 18] and trajectory [49, 27, 28]. As texts are free-form information that convey rich semantics, recent progress in motion generation are mainly based on text conditions. For example, FLAME [30] introduces transformer [58] to process variable-length motion data and language description. MDM [55] introduces the diffusion model and uses classifier-free guidance for text-conditioned motion generation. MLD [6] further incorporates a VAE [31] to encode motions into vectors and makes the diffusion process in the latent space. Physdiff [68] integrates physical simulators as constraints in the diffusion process to make the generated motion physically plausible and reduce artifacts. PriorMDM [51] treats pretrained MDM [55] as a generative prior and controls MDM by motion inpainting. Our InterControl also use a pretrained MDM, yet we further train a Motion ControlNet instead of using inpainting. A concurrent work OmniControl [65] also incorporate classifier guidance [9] and controlnet [70] modules to control all joints in MDM, yet it focuses on single-person motion generation and does not investigate human interaction generation.

2.2 Human-related Interaction Generation.

As human motions could be affected or interacted by surrounding humans [72, 29, 57], objects [66, 54, 12, 33, 26] and scenes [62–64, 73, 20, 61], generating interactions is also an important topic. Previous methods are mainly about human-scene/object interaction. For example, Interdiff [66] uses the contact point of human joints and objects as the root to generate object motions. UniHSI [64] exploits LLM to generate contact steps between human joints and scene parts as an action plan and control the agent perform the plan via reinforcement learning. As previous human-human interactions datasets [42, 59] only contains very few multi-person sequences, previous human-human interaction methods [60, 67] are mainly limited to unsupervised motion completion without texts. Recently, InterHuman dataset [36] is proposed for text-conditioned multi-person interaction generation, yet it only consider the two-person situation and is not able to model more people’s interaction. To the best of our knowledge, we are the first to enable a single-person text-conditioned motion generation model to perform interactions between a group of people by controlling diverse joints of each person.

2.3 Controllable Diffusion Models

Diffusion-based generative models have achieved great progress in generating various modalities, such as image [50, 22, 9, 53], video [11, 17, 24] and audio [32]. Conditions and controlling ability in diffusion models are also well studied: (1) Inpainting-based methods [8, 7] predict part of the data with the observed parts as condition and rely on diffusion model to generate consistent output, which is used in PriorMDM [51]. (2) Classifier-guidance [9] trains a separate classifier and exploits the

gradient of classifier to guide the diffusion process. Our InterControl inherits the spirit of classifier-guidance, yet our guidance is provided by Inverse Kinematics (IK) and no classifier is needed. (3) Classifier-free guidance [22] trains a conditional and an unconditional diffusion model simultaneously and trade-off its quality and diversity by setting weights. (4) ControlNet [70] introduces a trainable copy of pretrained diffusion model to process the condition and freezes the original model to avoid degeneration of generation ability. It enables diverse types of dense control signals for various purpose with minimal finetuning effort. Our InterControl also incorporate the idea of ControlNet [70] to finetune the pretrained MDM [55] to process spatial control signals and improve the quality of generated motions after joint control.

3 InterControl

InterControl aims to generate interactions with only single-person motion data by precisely controlling every joint of every person at any time, conditioned on text prompts and joint relations. We first formulate interaction generation in Sec. 3.1, and then introduce control modules for a single-person motion diffusion model in Sec. 3.3 and Sec. 3.4. Finally we show details to generate interactions from our model in Sec. 3.5.

3.1 Formulation of Interaction Generation

Inspired by human-scene interaction [64], we define human interactions as joint contact pairs $\mathcal{C} = \{\mathcal{S}_1, \mathcal{S}_2, \dots\}$, where \mathcal{S}_i is the i^{th} contact step. Taking two-person interaction as an example, each step \mathcal{S} has several contact pairs $\mathcal{S} = \{\{j_1^1, j_1^2, t_1^s, t_1^e, c_1, d_1\}, \{j_2^1, j_2^2, t_2^s, t_2^e, c_2, d_2\}, \dots\}$, where j_k^1 is the joint of person 1, j_k^2 is the joint of person 2, t_k^s and t_k^e means the start and end frame of the interaction, c_k means contact type from {contact, avoid} to pull or push the joint pairs, d_k is the desired distance in the interaction. By converting the contact pairs \mathcal{S} to the mask \mathbf{m} and distance d , and taking others' joint positions as condition, we could guide the multi-person motion generation process to interact between joints in the form of spatial distance. In this way, interaction generation is transformed to be controllable single-person motion generation taking a text prompt \mathbf{p} and a spatial control signal $\mathbf{c} \in \mathbb{R}^{N \times J \times 3}$ as input. Its goal is to predict motion sequence $\mathbf{x} \in \mathbb{R}^{N \times D}$ whose joints in the global space is aligned with spatial control \mathbf{c} , where N is number of frames, J is number of joints (e.g., 24 in SMPL [38]), and D is the dimension of relative joint representations (e.g., 263 in HumanML3D [14]). Incorporating spatial control in motion generation presents challenges due to the discrepancy between relative motion representation \mathbf{x} and global \mathbf{c} .

3.2 Human Motion Diffusion Model (MDM)

Relative Motion Representation. HumanML3D [14] dataset proposes a widely-used [55, 68, 51, 6] relative motion representation, and is proved to be easier to learn realistic motions, as the semantics of human motion is independent of global positions. It consists of root joint velocity, other joints' positions, velocities and rotations in the root space, and foot contact labels. To convert it to the global space, root velocities are aggregated, then other joints will be computed based on root. Please refer to Sec. 5 of HumanML3D [14] for details. Due to such discrepancy, previous inpainting-based methods [55, 51] is not able to control MDM in global space. GMD [27] decouples motion generation to two separated generation process of root trajectory and pose relative to root, yet it can only control root joint. Directly adopting global joint positions to generate motions yields unnatural human poses, such as unrealistic limb lengths.

Diffusion Process in MDM. Motivated by the success of image diffusion models [22, 50, 70, 9, 53], Motion Diffusion Model (MDM) [55] is proposed to synthesize sequence-level human motions conditioned on texts \mathbf{p} via classifier-free guidance [22]. The diffusion process is modeled as a noising Markov process $q(\mathbf{x}_t | \mathbf{x}_{t-1}) = \mathcal{N}(\sqrt{\alpha_t}\mathbf{x}_{t-1}, (1 - \alpha_t)\mathbf{I})$, where $\alpha_t \in (0, 1)$ are small constant hyper-parameters, thus $\mathbf{x}_T \sim \mathcal{N}(0, \mathbf{I})$ if α_t is small enough. Here $\mathbf{x}_t \in \mathbb{R}^{N \times D}$ is the entire motion sequence at denoising time-step t , and there are T time-steps in total. Thus, \mathbf{x}_0 is the clean motion sequence, and \mathbf{x}_T is a random noise to be sampled. The denoising Markov process is defined as $p_\theta(\mathbf{x}_{t-1} | \mathbf{x}_t, \mathbf{p}) = \mathcal{N}(\boldsymbol{\mu}_\theta(\mathbf{x}_t, t, \mathbf{p}), (1 - \alpha_t)\mathbf{I})$, where $\boldsymbol{\mu}_\theta(\mathbf{x}_t, t, \mathbf{p})$ is the estimated posterior mean for the $t - 1$ step from a neural network based on the input \mathbf{x}_t and θ is its parameters. Following MDM, we predict the clean motion $\mathbf{x}_0(\mathbf{x}_t, t, \mathbf{p}; \theta)$ instead of the noise ϵ via a transformer [58], and the posterior mean $\boldsymbol{\mu}_\theta(\mathbf{x}_t, t, \mathbf{p})$ is

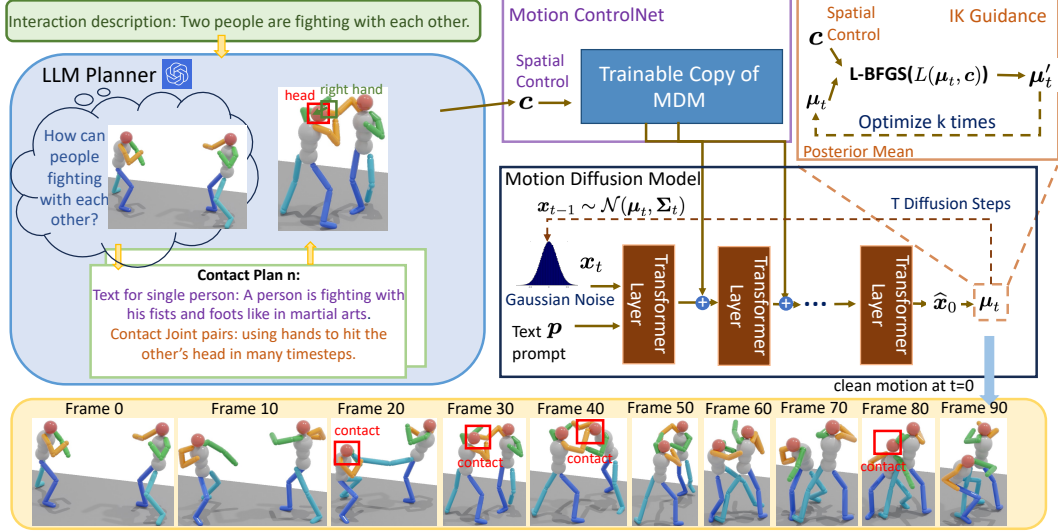


Figure 2: **Overview.** Our model could precisely control human joints in the global space via the Motion ControlNet and IK guidance module. By leveraging LLM to adapt interaction descriptions to joint contact pairs, it could generate multi-person interactions via a single-person motion generation model in a zero-shot manner.

$$\mu_{\theta}(\mathbf{x}_t, t, \mathbf{p}) = \frac{\sqrt{\bar{\alpha}_{t-1}}\beta_t}{1 - \bar{\alpha}_t} \mathbf{x}_0(\mathbf{x}_t, t, \mathbf{p}; \theta) + \frac{\sqrt{\bar{\alpha}_t}(1 - \bar{\alpha}_{t-1})}{1 - \bar{\alpha}_t} \mathbf{x}_t, \quad (1)$$

where $\beta_t = 1 - \alpha_t$ and $\bar{\alpha}_t = \prod_{s=0}^t \alpha_s$. MDM’s parameter θ is trained by minimizing the ℓ_2 -loss $\|\mathbf{x}_0(\mathbf{x}_t, t, \mathbf{p}; \theta) - \mathbf{x}_0^*\|_2^2$ where \mathbf{x}_0^* is the ground-truth motion and $\mathbf{x}_0(\mathbf{x}_t, t, \mathbf{p}; \theta)$ is MDM’s prediction of \mathbf{x}_0 at denoising timestep t .

3.3 Motion ControlNet for MDM

As MDM is initially conditioned on texts \mathbf{p} , it requires fine-tuning to accommodate spatial conditions \mathbf{c} . This is challenging due to the potential sparsity of \mathbf{c} across temporal and joint dimensions: (1) Control may be required for only a few joints, necessitating adaptive adjustment of the remaining joints to preserve realistic motion. (2) Control may be desired for only a select few frames, thus the model must interpolate natural human motions for the rest of the sequence.

Inspired by ControlNet [70], we introduce Motion ControlNet to generate realistic and high-fidelity motions guided by condition \mathbf{c} . It is a trainable copy of MDM, while MDM is frozen in our training process. Each transformer encoder layer in ControlNet is connected to its MDM counterpart via a zero-initialized linear layer. This allows InterControl to commence training from a state equivalent to a pretrained MDM, acquiring a residual feature for \mathbf{c} in each layer through back-propagation. To process \mathbf{c} , the uncontrolled joints, frames, and XYZ-dim are masked as 0. We find that the vanilla $\mathbf{c} \in \mathbb{R}^{N \times 3 \times J}$ is effective enough to control the pelvis (root) joint, yet it is still sub-optimal for other joints. Thus, we design a relative condition indicating the distance from the current positions of each joint to \mathbf{c} . Suppose $R(\cdot)$ is a forward kinematics (FK) to convert relative motion $\mathbf{x} \in \mathbb{R}^{N \times D}$ to global space $R(\mathbf{x}) \in \mathbb{R}^{N \times J \times 3}$, the relative condition is $\mathbf{c}' = \mathbf{c} - R(\mathbf{x})$. To provide additional clues, we also use $\mathbf{c}'' = \mathbf{c} - R(\mathbf{x})^{root}$ to represent the distance from the current root to the desired position. We also use the normal of triangles (pelvis, left/right shoulder) \mathbf{n}^s and (pelvis, left/right hip) \mathbf{n}^h to represent the current orientation of human. The final condition passed to ControlNet is $\mathbf{c}^{final} = (\mathbf{c}' || \mathbf{c}'' || \mathbf{n}^s || \mathbf{n}^h)$, where $||$ is concatenation. Please refer to Appendix A.2 for more details.

Network Training. Motion ControlNet is the only part that needs finetuning in our framework, while IK guidance is an optimization method in the test time and the LLM in our framework is an off-the-shelf GPT-4 [43]. We adopt the standard ControlNet [70] training strategy, and the only difference is the data format: we first convert the relative motion to be global locations by FK, and then use random masks that keeps part of global joints to be non-zero as spatial control signals. The training objective is identical to MDM. The spatial conditions are randomly sampled in the temporal or joint dimension. The training data is single-person data only, e.g., HumanML3D [14].

3.4 Inverse Kinematics (IK) Guidance

While Motion ControlNet can adapt joint positions according to sparse conditions, the alignment between predicted poses and global spatial conditions often lacks precision. As Inverse Kinematics (IK) is a classic method for optimizing joint rotations to achieve specific global positions, we employ it to guide the diffusion process towards spatial conditions at test time in a classifier guidance [9] manner, named IK guidance.

IK Guidance on general form of losses. Inspired by classifier guidance [9] and loss-guided diffusion [52], we employ losses in the global space to steer the denoising process. IK guidance accommodates various forms of distance measurements, enabling both minimization and maximization for flexible control over joint interactions, such as attraction or repulsion. Given the global position $\mathbf{c} \in \mathbb{R}^{N \times J \times 3}$, the distance between a joint and condition is $\mathbf{d}_{nj} = \|\mathbf{c}_{nj} - R(\boldsymbol{\mu}_t)_{nj}\|_2$, where $\boldsymbol{\mu}_t$ is short for $\boldsymbol{\mu}_\theta(\mathbf{x}_t, t, \mathbf{p})$ mentioned in Sec. 3.2, and $R(\cdot)$ is forward kinematics (FK). To allow the interaction of joints with some given distances $d' \in \mathbb{R}^{N \times J \times 3}$, loss of one joint is $l_{nj} = \text{ReLU}(\mathbf{d}_{nj} - d'_{nj})$ to make the joint and condition be **contacted** within distance d'_{nj} ; and it is $l_{nj} = \text{ReLU}(d'_{nj} - \mathbf{d}_{nj})$ to make the joint and condition be **far away**, where ReLU is a function to keep values ≥ 0 and set values ≤ 0 to 0. Finally, with a binary mask $\mathbf{m} \in \{0, 1\}^{N \times J \times 3}$, the total loss for all joints and frames is

$$L(\boldsymbol{\mu}_t, \mathbf{c}) = \frac{\sum_n \sum_j \mathbf{m}_{nj} \cdot l_{nj}}{\sum_n \sum_j \mathbf{m}_{nj}}, \quad (2)$$

As ℓ_2 -loss and FK are highly differentiable, we optimize $L(\boldsymbol{\mu}_t, \mathbf{c})$ in Equ. 2 w.r.t $\boldsymbol{\mu}_t$ using the second-order optimizer L-BFGS [37], which is commonly used in Inverse Kinematics, rather than first-order gradient methods. Classifier guidance [9] utilizes a pre-trained image classifier to direct the diffusion towards a target image class by the gradient $\nabla_{\mathbf{x}_t} \log f_\phi(y | \mathbf{x}_t)$, where f_ϕ is the classifier, y is image class. Unlike this method, we do not rely on a large neural network classifier. L-BFGS has been demonstrated to better align global positions and offer quicker convergence than first-order methods. We update the posterior mean $\boldsymbol{\mu}_t$ using L-BFGS for k iterations at each denoising step, where k is a hyper-parameter. This optimization facilitates both pull and push types of IK guidance, corresponding to two contact types in our interaction model. To maintain consistency in data distribution between training and inference, we also apply IK guidance when training ControlNet. Additionally, employing IK guidance on \mathbf{x}_0 eliminates the need for training Motion ControlNet, thus enhancing training efficiency. In practice, using L-BFGS on both \mathbf{x}_0 and $\boldsymbol{\mu}_t$ can yield satisfactory joint and spatial condition alignment. Detailed algorithm for interaction generation is presented in Appendix A.1.

As the root position at frame n is derived from cumulative root velocities up to frame n in FK, a single condition at frame n can influence all preceding root positions. This effect also extends to non-root joints, as their global positions are calculated from the root. Consequently, IK guidance can adaptively modify velocities from the start to frame n to meet the condition at frame n . Moreover, IK guidance can control any combination of human joints, frames or XYZ-dims, such as controlling the left hand and right foot at a specific frame n .

3.5 Interaction Generation

Inverse Kinematics (IK) guidance can optimize various distance measures to facilitate interactions such as avoiding obstacles, preventing collisions, facilitating face-to-face engagements, or enabling joint contacts between individuals. This method allows for intricate interactions among any human joints for an indefinite number of people, despite being trained exclusively on single-person data. As delineated in Section 3.1, we characterize interactions as pairs of contacting joints. A notable feature of our IK guidance in generating interactions is that both terms of the IK guidance loss function are predicted, allowing for simultaneous optimization within a single process. Specifically, the single-person loss $L_{single}(\boldsymbol{\mu}_t, \mathbf{c})$ transforms into $L_{multi}(\boldsymbol{\mu}_t^a, \boldsymbol{\mu}_t^b)$ for interactions, where a and b represent two individuals. The L-BFGS optimizer concurrently optimizes both participants by minimizing $L_{multi}(\boldsymbol{\mu}_t^a, \boldsymbol{\mu}_t^b)$, with $\boldsymbol{\mu}_t^a$ and $\boldsymbol{\mu}_t^b$ being the respective joints engaged in interaction. Beyond distance measures, our IK guidance can optimize orientation measures as well. For example, one can calculate a person’s orientation through the spatial relationship of their joints, like the cross-product of vectors from the left shoulder to the right and from the pelvis to the head. By setting two individuals’ unit orientation vectors to 0, they can face each other or turn away. To ensure they face each other, we can further adjust the relation between one person’s orientation vector and the vector from their head to

the other’s. Such orientation relationships are vital for producing realistic interactions when we only exploit single-person motion generation ability and can be easily expanded to include larger groups. Another useful strategy in IK guidance is to prevent collision through joint separation pairs, ensuring that the torso joints of two people (such as pelvis, hips, and spines) maintain a certain distance, thereby reducing the likelihood of collisions when other joints are in contact. Besides, we can also regulate the motion region by confining the root joints within the XZ-plane using IK guidance. For the PyTorch-like code illustrating loss functions that enforce joint contacts, separations, or orientation alignment, please refer to Appendix A.1 for details.

In our framework, interaction generation is realized by using joint-joint contact pairs as control signals. These pairs can be manually crafted by users to create desired interactions, akin to utilizing ControlNet [70] in image generation. However, manually constructing joint contact pairs can be tedious, so we employ an automatic off-the-shelf GPT-4 [43] as a planner. GPT-4 infers text prompts that describe the actions of multiple people, \mathbf{p}^{multi} , and converts them into single-person prompts, \mathbf{p} , and contact plans, \mathcal{C} , through prompt engineering. The inputs for the LLM Planner include the multi-person sentences \mathbf{p}^{multi} , background scenario details \mathcal{B} , human joint data \mathcal{J} , and predefined instructions, rules, and examples. Specifically, \mathcal{B} encompasses the number of individuals, total motion sequence frames, and video playback speed; \mathcal{J} contains names of all joints (for example, the 22 joint names in HumanML3D [14]); and the rules outline the joint contact pair format and guide the LLM to generate feasible contacts and timesteps. Our method leverages the pre-trained capabilities of GPT-4 to comprehend human joint relationships from interaction descriptions via prompt engineering without any fine-tuning. Thus, the inference process of our model is not related to LLMs, making our comparison with other methods be fair. Please refer to Appendix A.3 for details of prompts and contact plans.

4 Experiments

Datasets. We conduct experiments on HumanML3D [14] and KIT-ML [47] following MDM [55]. HumanML3D contains 14,646 high-quality human motion sequences from AMASS [41] and HumanAct12 [13], while KIT-ML contains 3,911 motion sequences with more noises.

Evaluation Protocol. We adopt metrics suggested by Guo *et. al.* [14] to evaluate the quality of alignment between text and motion, which are Frechet Inception Distance (**FID**), **R-Precision**, and **Diversity**. We also report metrics related to spatial controls following GMD [27] on HumanML3D dataset, which are **Foot skating ratio**, **Trajectory error**, **Location error** and **Average error**. Please refer to Appendix B.5 or papers [14, 27] for more details.

Due to the page limit, we put the implementation details and text-to-motion generation in the Appendix B.1 and B.2.

4.1 Single-Person Controllable Motion Generation

In Tab. 1, we compare InterControl with other spatially controllable methods [51, 27, 65]. We also include results of MDM [55] to show the controlling metrics [27] without spatial control. MDM’s trajectory can significantly deviate from the intended path in the absence of control signals, with an average error often exceeding 1m. In contrast, inpainting-based control, unaware of global spatial information, results in considerable divergence, as seen with PriorMDM [51]. GMD [27] decouples this problem and generates root trajectories in the global space, so it achieves better performance in spatial control metrics. However, its limitation to only the root joint constrains its spatial control and interaction capabilities. Our InterControl could achieve very small errors in spatial control metrics for all-joint control thanks to the power of Inverse Kinematics and L-BFGS optimizer. Meanwhile, Motion ControlNet could ensure the motion data is still in the same distribution with the training set by adapting to the posterior mean updated by IK guidance in its training stage, leading to even better FID than previous methods. It is worth noting that we only use a single model to learn the control strategy for all joints, while previous method [51] needs to train separate models and blend them for multiple joints. Our method achieves similar performance with controlling one joint when extending it to control multiple joints (last two rows in Tab. 1). Compared to the recent concurrent work [65], we achieve significantly better FID and Traj./Loc. errors than it in both root joint control or random joint control. It [65] also shows a notable gap between two form of joint controls (0.310 vs. 0.218), while our method is more robust to joint variants (0.178 vs. 0.159) thanks to our special designs

Table 1: **Spatial control** results on HumanML3D [14]. \rightarrow means closer to real data is better. *Random One/Two/Three* reports the average performance over 1/2/3 randomly selected joints in evaluation. \dagger means our evaluation on their model.

Method	Joint	FID \downarrow	R-precision \uparrow (Top-3)	Diversity \rightarrow	Foot skating ratio \downarrow	Traj. err. \downarrow (50 cm)	Loc. err. \downarrow (50 cm)	Avg. err. \downarrow (m)
Real data	-	0.002	0.797	9.503	0.0000	0.0000	0.0000	0.0000
MDM [55]	No Control	0.544	0.611	9.446	0.0943	0.8909	0.6015	1.1843
PriorMDM [51] \dagger	Root	0.498	0.586	9.167	0.0924	0.3726	0.2210	0.4552
GMD [27] \dagger		0.276	0.655	9.245	0.1108	0.0987	0.0356	0.1457
OmniControl [65]		0.218	0.687	9.422	0.0547	0.0387	0.0096	0.0338
Ours		0.159	0.671	9.482	0.0729	0.0132	0.0004	0.0496
OmniControl [65]	Random one	0.310	0.693	9.502	0.0608	0.0617	0.0107	0.0404
Ours		0.178	0.669	9.498	0.0968	0.0403	0.0031	0.0741
Ours	Random two	0.184	0.670	9.410	0.0948	0.0475	0.0030	0.0911
Ours	Random three	0.199	0.673	9.352	0.0930	0.0487	0.0026	0.0969

Table 2: Evaluation on (left) spatial errors and (right) user preference in interactions.

Spatial Errors	Traj. err. (20 cm) \downarrow	Loc. err. (20 cm) \downarrow	Avg. err. (m) \downarrow	User-study	Preference
PriorMDM [51]	0.6931	0.3487	0.6723	PriorMDM [51]	18.8%
Ours	0.0082	0.0005	0.0084	Ours	81.2%

of more inputs in Motion ControlNet. Its R-precision and foot-skating ratio are slightly better than ours, we believe the reason is that their 1-st order optimization tolerates more errors when the joint alignment is hard. It is also supported by their worse Traj./Loc. yet better Avg. err., i.e., their method shows more outliers with large errors. However, their design need much more times of optimization compared to ours (e.g., 100 vs. 5) and leads to longer inference time than ours (120s vs. 80s).

4.2 Zero-Shot Multi-Person Interaction Generation

To validate our model’s interaction generation ability, we analyze the spatial control results in interaction scenarios and perform an user study to qualitatively compare our model with PriorMDM [51]. We also introduce an potential application of our interaction generation method for physics animation.

Spatial Control. In Tab. 2 (left), we compare spatial-related metrics with PriorMDM in zero-shot human interaction generation. Specifically, we collect 100 descriptions of two-person actions from InterHuman Dataset [36] and let an off-the-shelf GPT-4 [43] to adapt them to single-person motion descriptions and joint-joint contact pairs via prompt engineering (see Tab. 7 in Appendix). Then, we utilize an InterControl model pretrained on the HumanML3D dataset to generate human interactions conditioned on text prompts and joint contact pairs. The spatial-related metrics are reported over controlled joints and frames. InterControl achieves good performance of spatial errors in interaction scenarios, indicating its robustness in precise spatial control for multiple humans. In contrast, PriorMDM [51] could only take interaction descriptions as input and unable to perform spatial control, leading to much larger spatial errors.

User Study. We conduct a user study to qualitatively compare our method with PriorMDM on the text-conditioned two-person interaction generation. 134 unique users were participating in the user study, where each user will answer 19 single choice questions to compare our results with PriorMDM [51]. Results in Tab. 2 (right) shows that our generated interactions are clearly preferred over PriorMDM by a percent of 81.2%. We also shows an example sequence of qualitative comparison with PriorMDM [51] in the user study in Fig. 3. PriorMDM [51] shows severe torso collision between two human skeletons and the generated two-people motion is not aligned with the interaction description, while our model has no torso collision thanks to the collision avoidance loss in our IK guidance. Besides, our method also produces reasonable kicking actions between two people according to the semantics of interaction description. Please refer to Appendix B.4 for details.

Qualitative results: Although our model is only trained on single-person data, it is still possible to generate interactions between an arbitrary number of people via our designed format of interaction. In Fig. 4, we show two representative results of zero-shot interaction generation. (1) Two-person dancing: In addition to the single person dancing from the pretrained ability of single-person model, we further let them hold hands from time to time and prevent them from collision between their torsos. To further make their dance natural, we also employ a loss to promote their orientations to

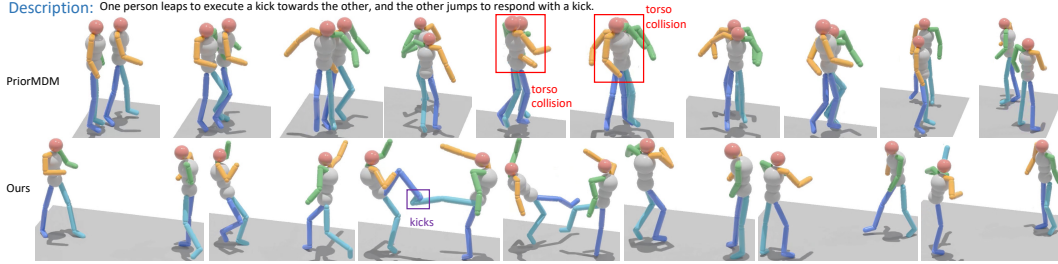


Figure 3: Comparison with PriorMDM [51] in **user-study** of zero-shot human interaction generation.

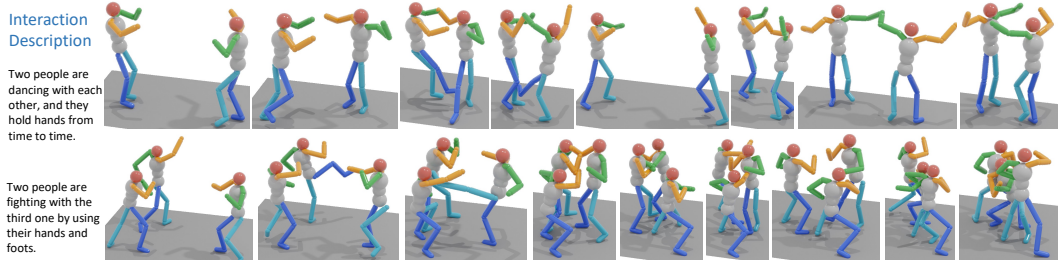


Figure 4: **Qualitative results** of zero-shot human interaction generation.

be face-to-face. (2) Three-person fighting: In addition to a single person performing punching and kicking, we further let them punch or kick others’ head and torso, and also prevent their torsos from collision. Compared to existing interaction generation method [36], our method is able to generate interaction between any number of people, while InterGen [36] is only able to generate two-person interaction. Besides, our method is the first method to leverage single-person motion generation model to generate human interactions in a zero-shot manner.

Application: Our method is able to seamlessly integrate with off-the-shelf character simulation approaches, allowing us to synthesize physically plausible human reactions. As shown in Fig. 1 (c), our method synthesizes the motions, where the orange character is fighting with other two characters, as the reference of the SoTA physics-aware motion imitator [40]. The interactions of our motions are designed to hit heads of other characters with fists. Leveraging the precise spatial control provided by our approach, the animated characters in the simulator can accurately respond to these impacts, resulting in realistic reactions such as being knocked down. This capability to generate spatially coherent multi-human interactions enables our method to improve the plausibility and responsiveness of synthesized reactions within physics-based character animations.

4.3 Ablation Studies

To further investigate the effectiveness of InterControl, we ablate our method in Tab. 3 and reveal some key information in controlling the motion generation model in the global space. Then we also analyze the computational costs of our method to ensure our control is efficient. We will refer to the variants of InterControl by row numbers in Tab. 3. All experiments are trained on all joints and evaluated with randomly selected joints to report average performance.

Motion ControlNet. By dropping ControlNet, we find that IK guidance could still follow spatial controls with very low errors, yet the motion quality (e.g., FID) is significantly damaged (row 1 vs. row 2). Our ControlNet could adapt to the posterior distribution updated by IK guidance, and produce high-quality motion data. We also find that our c^{final} provides key information in controlling all joints: For root control only, the FID of c^{final} and c shows small difference. However, the FID of root control is always slightly better than all-joint control (~ 0.07) when we use c , indicating insufficient information in all-joint control. We alleviate this by introducing extra information in c^{final} for Motion ControlNet and improve the FID of all-joint control from 0.227 (row 3) to 0.178 (row 1).

IK guidance. By dropping IK guidance, Motion ControlNet can produce good semantic-level metrics (e.g., FID) compared with MDM by using extra spatial cues (row 4). However, this variant will lead to more spatial errors and cannot strictly follow spatial controls in global space. As precise joint alignment is vital for interactions, IK guidance is important for our InterControl. Another variant is

Table 3: **Ablation studies** on the HumanML3D [14] dataset.

Item	Method	FID ↓	R-precision ↑ (Top-3)	Diversity →	Foot skating ratio ↓	Traj. err. ↓ (50 cm)	Loc. err. ↓ (50 cm)	Avg. err. ↓ (m)
(1)	Ours (random joint)	0.178	0.669	9.498	0.0968	0.0403	0.0031	0.0741
(2)	w/o ControlNet	0.965	0.621	9.216	0.1624	0.0879	0.0059	0.1013
(3)	w/ original c	0.227	0.656	9.544	0.1004	0.0697	0.0042	0.0785
(4)	w/o IK guidance	0.187	0.664	9.598	0.0704	0.8569	0.4553	0.6557
(5)	IK guidance on x_0	0.211	0.668	9.394	0.1164	0.0907	0.0088	0.0981
(6)	w/ 1-st order grad	0.198	0.668	9.472	0.0987	0.0879	0.0096	0.0877
(7)	sparsity = 0.25	0.248	0.671	9.442	0.0801	0.0106	0.0007	0.0546
(8)	sparsity = 0.025	0.255	0.663	9.520	0.0705	0.0015	0.0001	0.0067

Table 4: **Inference time analysis** on a NVIDIA A100 GPU.

Sub-Modules	MDM	+ Control Module	+ Guidance $t \in [10, 999]$	+ Guidance $t \in [0, 9]$
Time (s)	39.1	57.3	76.5	80.1

updating IK guidance on ControlNet’s prediction x_0 (row 5), instead of the posterior mean μ_t . Its advantage is faster training speed because IK guidance is no longer needed in training ControlNet (similar to classifier guidance [9]) yet it leads to slightly worse FID than using μ_t . We believe the reason is that IK guidance still changes the data distribution in denoising steps even if it is updated on x_0 . Finally, we also report the result of 1-st order gradient in classifier guidance [9] (row 6) instead of L-BFGS. We find it takes more computations to achieve similar performance with L-BFGS, which is analyzed below.

Inference time analysis. In practice, we find that IK guidance in last few denoising steps (e.g., $t \in [0, 9]$) is vital for precise joint control, while most denoising steps $t \in [10, 999]$ are less important yet take most of computations. IK guidance on x_0 with only once L-BFGS in $t \in [10, 999]$ and 10 times in $t \in [0, 9]$ could leads FID 0.234 in controlling all joints, yet leads to minimal extra computations. We report its total inference time of 1000 denoising steps by adding sub-modules step-by-step in Tab. 4. GMD [27] needs 110s to run two-stage diffusion models, while we only needs 80s. Gradient-based optimization in the recent work [65] needs 120s to achieve similar control quality. Leveraging GPU parallel computing capabilities, InterControl can efficiently generate motions for a batch of 32 people in 91 seconds, enabling efficient group motion generation.

Sparse control signals in temporal. As a key challenge of spatial control is the sparsity, we also report results with sparsely selected frames as control (sparsity = 0.25 and 0.025) in Tab. 3 (row 7 and 8). Our model demonstrates consistent performance in both spatial error and semantic-level metrics when using sparse signals, e.g., FID 0.255 and avg. err. 0.0467 with sparsity 0.025, while GMD [27] achieves FID 0.523 and avg. err. 0.139 with the same sparsity.

5 Conclusion and Limitations

We presented InterControl, a multi-person interaction generation method that is only trained on single-person motion data. It could generate interactive human motions of an arbitrary number of people. We achieve this by enabling a text-conditioned motion generation model with the ability to control every joint of every person at any time. We propose two complementary modules, named Motion ControlNet and IK guidance, to improve both the spatial alignment between joints and desired positions, and the overall quality of whole motions. Extensive experiments are conducted on HumanML3D and KIT-ML benchmarks to validate the effectiveness and efficiency of our proposed modules. We enable InterControl the ability of text-conditioned interaction generation by leveraging the knowledge of LLMs. Qualitative results and user study validate that InterControl could generate high-quality interactions by precise spatial joint control.

Limitations. As InterControl is not trained on multi-person data, its definition of interaction is based on distances (being *contacted* or *separated*) or orientations. Its motion quality is from motion generation model trained on single-person motion data, and the plausibility of interactions is from the knowledge of LLMs, i.e., to what extent the joint contact pairs are consistent to the semantics of interaction descriptions. Yet, InterControl could generate interactions of an arbitrary number of people, while all existing interaction generation methods cannot.

Acknowledgment. This project is funded in part by Shanghai Artificial Intelligence Laboratory, CUHK Interdisciplinary AI Research Institute, and the Centre for Perceptual and Interactive Intelligence (CPII) Ltd under the Innovation and Technology Commission (ITC)’s InnoHK. We would like to thank Tianfan Xue for his insightful discussion.

References

- [1] Cmu graphics lab motion capture database.
- [2] Chaitanya Ahuja and Louis-Philippe Morency. Language2pose: Natural language grounded pose forecasting. In *3DV*. IEEE, 2019.
- [3] Tenglong Ao, Qingzhe Gao, Yuke Lou, Baoquan Chen, and Libin Liu. Rhythmic gesticulator: Rhythm-aware co-speech gesture synthesis with hierarchical neural embeddings. *ACM Trans. Graph.*, 2022.
- [4] Uttaran Bhattacharya, Nicholas Rewkowski, Abhishek Banerjee, Pooja Guhan, Aniket Bera, and Dinesh Manocha. Text2gestures: A transformer-based network for generating emotive body gestures for virtual agents. In *VR*. IEEE, 2021.
- [5] Tom B. Brown, Benjamin Mann, Nick Ryder, Melanie Subbiah, Jared Kaplan, Prafulla Dhariwal, Arvind Neelakantan, Pranav Shyam, Girish Sastry, Amanda Askell, Sandhini Agarwal, Ariel Herbert-Voss, Gretchen Krueger, Tom Henighan, Rewon Child, Aditya Ramesh, Daniel M. Ziegler, Jeffrey Wu, Clemens Winter, Christopher Hesse, Mark Chen, Eric Sigler, Mateusz Litwin, Scott Gray, Benjamin Chess, Jack Clark, Christopher Berner, Sam McCandlish, Alec Radford, Ilya Sutskever, and Dario Amodei. Language models are few-shot learners. In *NeurIPS*, 2020.
- [6] Xin Chen, Biao Jiang, Wen Liu, Zilong Huang, Bin Fu, Tao Chen, and Gang Yu. Executing your commands via motion diffusion in latent space. In *CVPR*, 2023.
- [7] Jooyoung Choi, Sungwon Kim, Yonghyun Jeong, Youngjune Gwon, and Sungroh Yoon. ILVR: conditioning method for denoising diffusion probabilistic models. In *ICCV*, 2021.
- [8] Hyungjin Chung, Byeongsu Sim, Dohoon Ryu, and Jong Chul Ye. Improving diffusion models for inverse problems using manifold constraints. In *NeurIPS*, 2022.
- [9] Prafulla Dhariwal and Alexander Quinn Nichol. Diffusion models beat gans on image synthesis. In *NeurIPS*, 2021.
- [10] Yinglin Duan, Tianyang Shi, Zhengxia Zou, Yanan Lin, Zhehui Qian, Bohan Zhang, and Yi Yuan. Single-shot motion completion with transformer. *arXiv preprint arXiv:2103.00776*, 2021.
- [11] Patrick Esser, Johnathan Chiu, Parmida Atighehchian, Jonathan Granskog, and Anastasis Germanidis. Structure and content-guided video synthesis with diffusion models. In *ICCV*, 2023.
- [12] Anindita Ghosh, Rishabh Dabral, Vladislav Golyanik, Christian Theobalt, and Philipp Slusallek. Imos: Intent-driven full-body motion synthesis for human-object interactions. *Comput. Graph. Forum*, 2023.
- [13] Chuan Guo, Xinxin Zuo, Sen Wang, Shihao Zou, Qingyao Sun, Annan Deng, Minglun Gong, and Li Cheng. Action2motion: Conditioned generation of 3d human motions. In *ACM MM*, 2020.
- [14] Chuan Guo, Shihao Zou, Xinxin Zuo, Sen Wang, Wei Ji, Xingyu Li, and Li Cheng. Generating diverse and natural 3d human motions from text. In *CVPR*, 2022.
- [15] Chuan Guo, Xinxin Zuo, Sen Wang, and Li Cheng. Tm2t: Stochastic and tokenized modeling for the reciprocal generation of 3d human motions and texts. In *ECCV*, 2022.
- [16] Wen Guo, Xiaoyu Bie, Xavier Alameda-Pineda, and Francesc Moreno-Noguer. Multi-person extreme motion prediction. In *CVPR*, 2022.
- [17] Yuwei Guo, Ceyuan Yang, Anyi Rao, Yaohui Wang, Yu Qiao, Dahua Lin, and Bo Dai. Animated-iff: Animate your personalized text-to-image diffusion models without specific tuning. *arXiv preprint arXiv:2307.04725*, 2023.
- [18] Ikhsanul Habibie, Mohamed Elgharib, Kripasindhu Sarkar, Ahsan Abdullah, Simbarashe Nyatsanga, Michael Neff, and Christian Theobalt. A motion matching-based framework for controllable gesture synthesis from speech. In *SIGGRAPH (Conference Paper Track)*, 2022.
- [19] Félix G Harvey, Mike Yurick, Derek Nowrouzezahrai, and Christopher Pal. Robust motion in-betweening. *ACM Transactions on Graphics (TOG)*, 2020.

- [20] Mohamed Hassan, Duygu Ceylan, Ruben Villegas, Jun Saito, Jimei Yang, Yi Zhou, and Michael J. Black. Stochastic scene-aware motion prediction. In *ICCV*, 2021.
- [21] Kaiming He, Xiangyu Zhang, Shaoqing Ren, and Jian Sun. Deep residual learning for image recognition. In *CVPR*, 2016.
- [22] Jonathan Ho and Tim Salimans. Classifier-free diffusion guidance. *arXiv preprint arXiv:2207.12598*, 2022.
- [23] Jonathan Ho, Ajay Jain, and Pieter Abbeel. Denoising diffusion probabilistic models. In *NeurIPS*, 2020.
- [24] Jonathan Ho, William Chan, Chitwan Saharia, Jay Whang, Ruiqi Gao, Alexey Gritsenko, Diederik P Kingma, Ben Poole, Mohammad Norouzi, David J Fleet, et al. Imagen video: High definition video generation with diffusion models. *arXiv preprint arXiv:2210.02303*, 2022.
- [25] Biao Jiang, Xin Chen, Wen Liu, Jingyi Yu, Gang Yu, and Tao Chen. Motiongpt: Human motion as a foreign language. *arXiv preprint arXiv:2306.14795*, 2023.
- [26] Nan Jiang, Tengyu Liu, Zhexuan Cao, Jieming Cui, Yixin Chen, He Wang, Yixin Zhu, and Siyuan Huang. Chairs: Towards full-body articulated human-object interaction. *arXiv preprint arXiv:2212.10621*, 2022.
- [27] Korrawe Karunratanakul, Konpat Preechakul, Supasorn Suwajanakorn, and Siyu Tang. Guided motion diffusion for controllable human motion synthesis. In *CVPR*, 2023.
- [28] Manuel Kaufmann, Emre Aksan, Jie Song, Fabrizio Pece, Remo Ziegler, and Otmar Hilliges. Convolutional autoencoders for human motion infilling. In *3DV*, 2020.
- [29] Jongmin Kim, Yeongho Seol, and Taesoo Kwon. Interactive multi-character motion retargeting. *Comput. Animat. Virtual Worlds*, 2021.
- [30] Jihoon Kim, Jiseob Kim, and Sungjoon Choi. FLAME: free-form language-based motion synthesis & editing. In *AAAI*, 2023.
- [31] Diederik P. Kingma and Max Welling. Auto-encoding variational bayes. In *ICLR*, 2014.
- [32] Zhifeng Kong, Wei Ping, Jiaji Huang, Kexin Zhao, and Bryan Catanzaro. Diffwave: A versatile diffusion model for audio synthesis. *arXiv preprint arXiv:2009.09761*, 2020.
- [33] Nilesh Kulkarni, Davis Rempe, Kyle Genova, Abhijit Kundu, Justin Johnson, David Fouhey, and Leonidas Guibas. Nifty: Neural object interaction fields for guided human motion synthesis. *arXiv preprint arXiv:2307.07511*, 2023.
- [34] Buyu Li, Yongchi Zhao, Shi Zhelun, and Lu Sheng. Danceformer: Music conditioned 3d dance generation with parametric motion transformer. In *AAAI*, 2022.
- [35] Ruilong Li, Shan Yang, David A Ross, and Angjoo Kanazawa. Ai choreographer: Music conditioned 3d dance generation with aist++. In *ICCV*, 2021.
- [36] Han Liang, Wenqian Zhang, Wenxuan Li, Jingyi Yu, and Lan Xu. Intergen: Diffusion-based multi-human motion generation under complex interactions. *arXiv preprint arXiv:2304.05684*, 2023.
- [37] Dong C. Liu and Jorge Nocedal. On the limited memory BFGS method for large scale optimization. *Math. Program.*, 1989.
- [38] Matthew Loper, Naureen Mahmood, Javier Romero, Gerard Pons-Moll, and Michael J. Black. SMPL: a skinned multi-person linear model. *ACM Trans. Graph.*, 2015.
- [39] Ilya Loshchilov and Frank Hutter. Decoupled weight decay regularization. In *ICLR (Poster)*, 2019.
- [40] Zhengyi Luo, Jinkun Cao, Alexander Winkler, Kris Kitani, and Weipeng Xu. Perpetual humanoid control for real-time simulated avatars. In *ICCV*, 2023.
- [41] Naureen Mahmood, Nima Ghorbani, Nikolaus F Troje, Gerard Pons-Moll, and Michael J Black. Amass: Archive of motion capture as surface shapes. In *ICCV*, 2019.
- [42] Dushyant Mehta, Oleksandr Sotnychenko, Franziska Mueller, Weipeng Xu, Srinath Sridhar, Gerard Pons-Moll, and Christian Theobalt. Single-shot multi-person 3d pose estimation from monocular RGB. In *3DV*, 2018.
- [43] OpenAI. GPT-4 technical report. *arXiv preprint arXiv:2303.08774*, 2023.

- [44] Georgios Pavlakos, Vasileios Choutas, Nima Ghorbani, Timo Bolkart, Ahmed A. A. Osman, Dimitrios Tzionas, and Michael J. Black. Expressive body capture: 3d hands, face, and body from a single image. In *CVPR*, 2019.
- [45] Mathis Petrovich, Michael J Black, and Gül Varol. Action-conditioned 3d human motion synthesis with transformer vae. In *ICCV*, 2021.
- [46] Mathis Petrovich, Michael J Black, and Gül Varol. Temos: Generating diverse human motions from textual descriptions. In *ECCV*, 2022.
- [47] Matthias Plappert, Christian Mandery, and Tamim Asfour. The KIT motion-language dataset. *Big Data*, 2016.
- [48] Alec Radford, Jong Wook Kim, Chris Hallacy, Aditya Ramesh, Gabriel Goh, Sandhini Agarwal, Girish Sastry, Amanda Askell, Pamela Mishkin, Jack Clark, Gretchen Krueger, and Ilya Sutskever. Learning transferable visual models from natural language supervision. In *ICML*, 2021.
- [49] Davis Rempe, Zhengyi Luo, Xue Bin Peng, Ye Yuan, Kris Kitani, Karsten Kreis, Sanja Fidler, and Or Litany. Trace and pace: Controllable pedestrian animation via guided trajectory diffusion. In *CVPR*, 2023.
- [50] Robin Rombach, Andreas Blattmann, Dominik Lorenz, Patrick Esser, and Björn Ommer. High-resolution image synthesis with latent diffusion models. In *CVPR*, 2022.
- [51] Yonatan Shafir, Guy Tevet, Roy Kapon, and Amit H Bermano. Human motion diffusion as a generative prior. *arXiv preprint arXiv:2303.01418*, 2023.
- [52] Jiaming Song, Qinsheng Zhang, Hongxu Yin, Morteza Mardani, Ming-Yu Liu, Jan Kautz, Yongxin Chen, and Arash Vahdat. Loss-guided diffusion models for plug-and-play controllable generation. In *ICML*, 2023.
- [53] Yang Song, Jascha Sohl-Dickstein, Diederik P. Kingma, Abhishek Kumar, Stefano Ermon, and Ben Poole. Score-based generative modeling through stochastic differential equations. In *ICLR*, 2021.
- [54] Sebastian Starke, He Zhang, Taku Komura, and Jun Saito. Neural state machine for character-scene interactions. *ACM Trans. Graph.*, 2019.
- [55] Guy Tevet, Sigal Raab, Brian Gordon, Yonatan Shafir, Daniel Cohen-Or, and Amit Haim Bermano. Human motion diffusion model. In *ICLR*, 2023.
- [56] Jonathan Tseng, Rodrigo Castellon, and C. Karen Liu. EDGE: editable dance generation from music. In *CVPR*, 2023.
- [57] Joris Vaillant, Karim Bouyarmane, and Abderrahmane Kheddar. Multi-character physical and behavioral interactions controller. *IEEE Trans. Vis. Comput. Graph.*, 2017.
- [58] Ashish Vaswani, Noam Shazeer, Niki Parmar, Jakob Uszkoreit, Llion Jones, Aidan N. Gomez, Lukasz Kaiser, and Illia Polosukhin. Attention is all you need. In *NIPS*, 2017.
- [59] Timo von Marcard, Roberto Henschel, Michael J. Black, Bodo Rosenhahn, and Gerard Pons-Moll. Recovering accurate 3d human pose in the wild using imus and a moving camera. In *ECCV*, 2018.
- [60] Jiashun Wang, Huazhe Xu, Medhini Narasimhan, and Xiaolong Wang. Multi-person 3d motion prediction with multi-range transformers. In *NeurIPS*, 2021.
- [61] Jiashun Wang, Huazhe Xu, Jingwei Xu, Sifei Liu, and Xiaolong Wang. Synthesizing long-term 3d human motion and interaction in 3d scenes. In *CVPR*, 2021.
- [62] Jingbo Wang, Sijie Yan, Bo Dai, and Dahua Lin. Scene-aware generative network for human motion synthesis. In *CVPR*, 2021.
- [63] Zan Wang, Yixin Chen, Tengyu Liu, Yixin Zhu, Wei Liang, and Siyuan Huang. HUMANISE: language-conditioned human motion generation in 3d scenes. In *NeurIPS*, 2022.
- [64] Zeqi Xiao, Tai Wang, Jingbo Wang, Jinkun Cao, Wenwei Zhang, Bo Dai, Dahua Lin, and Jiangmiao Pang. Unified human-scene interaction via prompted chain-of-contacts. *arXiv preprint arXiv:2309.07918*, 2023.
- [65] Yiming Xie, Varun Jampani, Lei Zhong, Deqing Sun, and Huaizu Jiang. Omnicontrol: Control any joint at any time for human motion generation. *arXiv preprint arXiv:2310.08580*, 2023.

- [66] Sirui Xu, Zhengyuan Li, Yu-Xiong Wang, and Liang-Yan Gui. Interdiff: Generating 3d human-object interactions with physics-informed diffusion. In *ICCV*, 2023.
- [67] Sirui Xu, Yu-Xiong Wang, and Liangyan Gui. Stochastic multi-person 3d motion forecasting. In *ICLR*, 2023.
- [68] Ye Yuan, Jiaming Song, Umar Iqbal, Arash Vahdat, and Jan Kautz. Physdiff: Physics-guided human motion diffusion model. In *ICCV*, 2023.
- [69] Jianrong Zhang, Yangsong Zhang, Xiaodong Cun, Yong Zhang, Hongwei Zhao, Hongtao Lu, Xi Shen, and Shan Ying. Generating human motion from textual descriptions with discrete representations. In *CVPR*, 2023.
- [70] Lvmin Zhang, Anyi Rao, and Maneesh Agrawala. Adding conditional control to text-to-image diffusion models. In *ICCV*, 2023.
- [71] Mingyuan Zhang, Zhongang Cai, Liang Pan, Fangzhou Hong, Xinying Guo, Lei Yang, and Ziwei Liu. Motiondiffuse: Text-driven human motion generation with diffusion model. *arXiv preprint arXiv:2208.15001*, 2022.
- [72] Yunbo Zhang, Deepak Gopinath, Yuting Ye, Jessica K. Hodgins, Greg Turk, and Jungdam Won. Simulation and retargeting of complex multi-character interactions. In *SIGGRAPH (Conference Paper Track)*, 2023.
- [73] Kaifeng Zhao, Yan Zhang, Shaofei Wang, Thabo Beeler, and Siyu Tang. Synthesizing diverse human motions in 3d indoor scenes. *arXiv preprint arXiv:2305.12411*, 2023.

Appendix

A More Details about InterControl

Algorithm 1 Two-people interaction model inference

Require: a Motion Diffusion Model M with parameter θ , a Motion ControlNet C with parameter ϕ , interaction prompts \mathbf{p}^{multi} , number of L-BFGS K , Forward Kinematics operation FK, masked selection operation S .

- 1: $\mathbf{x}_T^a, \mathbf{x}_T^b \sim \mathcal{N}(0, \mathbf{I})$
- 2: **for** t from T to 1 **do**
- 3: # LLM-Planner
- 4: $\mathbf{p}^a, \mathbf{p}^b, \text{mask} \leftarrow \text{LLM}(\mathbf{p}^{multi})$
- 5: # Copy Spatial Condition from Each Other
- 6: $\mathbf{c}^a \leftarrow S(\text{FK}(\mathbf{x}_t^b), \text{mask})$
- 7: $\mathbf{c}^b \leftarrow S(\text{FK}(\mathbf{x}_t^a), \text{mask})$
- 8: # Motion ControlNet
- 9: $\{\mathbf{f}\}^a \leftarrow C(\mathbf{x}_t^a, t, \mathbf{p}^a, \mathbf{c}^a; \phi)$
- 10: $\{\mathbf{f}\}^b \leftarrow C(\mathbf{x}_t^b, t, \mathbf{p}^b, \mathbf{c}^b; \phi)$
- 11: # Motion Diffusion Model
- 12: $\mathbf{x}_0^a \leftarrow M(\mathbf{x}_t^a, t, \mathbf{p}^a, \{\mathbf{f}\}^a; \theta)$
- 13: $\mathbf{x}_0^b \leftarrow M(\mathbf{x}_t^b, t, \mathbf{p}^b, \{\mathbf{f}\}^b; \theta)$
- 14: $\boldsymbol{\mu}_t^a, \Sigma_t \leftarrow \mu(\mathbf{x}_0^a, \mathbf{x}_t^a), \Sigma_t$ # Posterior
- 15: $\boldsymbol{\mu}_t^b, \Sigma_t \leftarrow \mu(\mathbf{x}_0^b, \mathbf{x}_t^b), \Sigma_t$ # Posterior
- 16: **for** k from 1 to K **do**
- 17: # IK guidance
- 18: $\boldsymbol{\mu}_t^a, \boldsymbol{\mu}_t^b \leftarrow \text{L-BFGS}(L(\boldsymbol{\mu}_t^a, \boldsymbol{\mu}_t^b))$
- 19: **end for**
- 20: $\mathbf{x}_{t-1}^a \sim \mathcal{N}(\boldsymbol{\mu}_t^a, \Sigma_t)$
- 21: $\mathbf{x}_{t-1}^b \sim \mathcal{N}(\boldsymbol{\mu}_t^b, \Sigma_t)$
- 22: **end for**
- 23: **return** $\mathbf{x}_0^a, \mathbf{x}_0^b$

A.1 Pseudo-code of IK guidance

Here we elaborate the details of IK guidance’s algorithm. As we mentioned in the main paper, IK guidance could be performed on predicted clean motion (i.e., \mathbf{x}_0) or posterior mean in denoising step t (i.e., $\boldsymbol{\mu}_t$). In practice, we find that \mathbf{x}_0 works well in root control, and it does not require IK guidance in training Motion ControlNet, leading to faster training speed. Besides, it also requires less times of L-BFGS [37], which means faster inference speed. $\boldsymbol{\mu}_t$ leads to better FID in controlling all joints, yet it requires more times of L-BFGS [37] and also need IK guidance in training Motion ControlNet. We show the pseudo-code of InterControl in interaction generation in Algorithm 1.

A.2 Details of Motion ControlNet

In this subsection, we elaborate the details of Motion ControlNet’s architecture. Motion ControlNet is designed to adaptively generate realistic and high-fidelity motion sequences based on condition \mathbf{c} . It is a trainable copy of MDM, and each transformer encoder layer of ControlNet and the original MDM is connected by a zero-initialized linear layer, as shown in Fig. 5. The parameters in the original MDM is pretrained and frozen in the entire training process. Thus, our framework in the finetuning process starts from the weights that is equivalent to a pretrained MDM due to the zero-initialized linear layers. ControlNet will learn a residual feature for spatial control signals \mathbf{c} in each transformer layer by the back-propagated gradients. Thus, our model is able to implicitly adjust model weights for all joints and frames based on a sparse spatial condition \mathbf{c} by learning the spatial-level conditional distribution in addition to the semantic-level distribution.

To process condition \mathbf{c} , the uncontrolled joints, frames and XYZ-dim are masked as 0. Then we use a linear layer to project the condition $\mathbf{c} \in \mathbb{R}^{N \times 3J}$ to the hidden dimension of transformer layers as $\mathbf{c}^H \in \mathbb{R}^{N \times D^H}$, and feed \mathbf{c}^H to transformer encoder layers in ControlNet. We use a zero-initialized linear layer to link the output of each layer in ControlNet to the transformer encoder layer of pretrained and frozen MDM via a residual connection [21]. We use extra information as condition for Motion

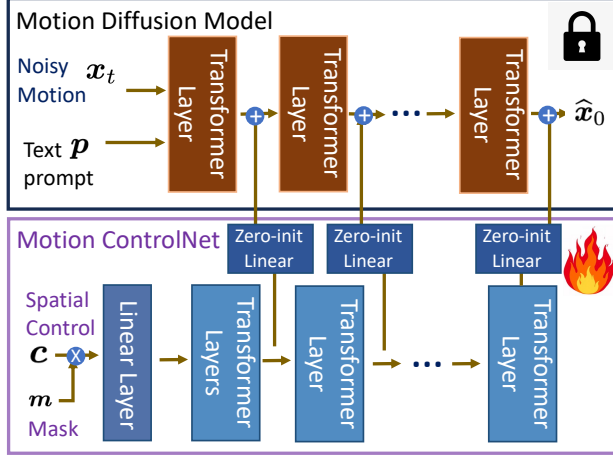


Figure 5: **Architecture of Motion ControlNet.**

ControlNet $c^{final} = \text{cat}(c', c'', n^s, n^h)$. The details of c^{final} has been explained in Sec 3.3 in our main paper.

A.3 LLM-Planner

In this section, we further elaborate the details of LLM Planner. Specifically, we collect 100 sentences describing human interactions with joint contacts from the description of InterHuman Dataset [36]. Then, we use a GPT-4 [43] with the prompt in Tab. 7 to let GPT-4 to produce joint-joint contact plans for us. For each collected sentence, we replace it as the *instruction* in the prompt, and LLM will generate 10 task plans for us, as shown in Tab. 8. We manually correct typos of task plans generated by LLM, such as typos of joint name, invalid joint name, or invalid start frame or end frame. It leads to 989 valid task plans. Finally, we write Python scripts to transform the natural language tasks plans to Python Json format, as shown in Tab. 9. We take single-person language prompts in task plans as texts for motion diffusion model, and transform information in 'steps' to joint contact masks in the spatial condition. Specifically, we update the other person's joint positions as the current person's spatial condition in each denoising step, and use the spatial condition to guide Motion ControlNet and IK guidance in the same way with single-person scenarios. We evaluate the quality of interactions by using metrics like trajectory error and average error proposed by GMD [27] in the same way with single-person scenarios. We only evaluate on joints and frames in the joint-joint contact pairs. The result on our collected 989 task plans is shown in Tab. 5 in the main paper.

B Additional Experiments

B.1 Implementation Details.

We initialize parameters of both original MDM and Motion ControlNet from pretrained MDM [55] weight and freeze the parameters of original MDM during training. Following MDM [55], we use CLIP [48] model to encode text prompts. We run L-BFGS [37] in IK guidance 5 times for the first 990 denoising steps and 10 times for the last 10 denoising steps on the posterior mean μ_t ; and once for the first 990 steps and 10 times for the last 10 steps on clean motion x_0 . We use IK guidance in training ControlNet when using it on μ_t . We set two types of mask $m \in \{0, 1\}^{N \times J \times 3}$: (1) Only keeps pelvis (root) joint for root control to fairly compare with previous methods; (2) Randomly keep one joint in each iteration to learn to control all joints for interaction generation. Each type of mask will be used in both training and inference for consistency. Thus, we get two model weights, where (1) could be fairly compared with previous methods and we use (2) for interaction generation. We use AdamW [39] optimizer and set the learning rate as $1e-5$.

B.2 Text-to-Motion Generation Results

To generally compare our InterControl with previous text-conditioned motion generation methods, we report the alignment quality of text and generated motions suggested by *Guo et. al.* [14] in Tab. 5.

Table 5: **Text-to-motion evaluation** on the (left) HumanML3D [14] and (right) KIT-ML [47] datasets. The right arrow \rightarrow means closer to real data is better. Methods in the upper part are unable to perform spatial control. \dagger means our implementation.

HumanML3D	FID \downarrow	R-precision \uparrow (Top-3)	Diversity \rightarrow	KIT-ML	FID \downarrow	R-precision \uparrow (Top-3)	Diversity \rightarrow
Real	0.002	0.797	9.503	Real	0.031	0.779	11.08
JL2P [2]	11.02	0.486	7.676	T2M [14]	3.022	0.681	10.72
Text2Gesture [4]	7.664	0.345	6.409	MotionDiffuse [71]	1.954	0.739	11.10
T2M [14]	1.067	0.740	9.188	MLD [6]	0.404	0.734	10.80
MotionDiffuse [71]	0.630	0.782	9.410	T2M-GPT [69]	0.514	0.745	<u>10.92</u>
MLD [6]	0.473	0.772	9.724	MotionGPT [25]	0.510	0.680	10.35
PhysDiff [68]	0.433	0.631	-	MDM [55]	<u>0.497</u>	0.396	10.84
T2M-GPT [69]	0.116	0.775	9.761	PriorMDM \dagger [51]	0.830	0.397	10.54
MotionGPT [25]	0.232	<u>0.778</u>	<u>9.528</u>	GMD \dagger [27]	1.537	0.385	9.78
MDM [55]	0.544	0.611	9.446	OmniControl [65]	0.702	0.397	10.93
PriorMDM [51]	0.540	0.640	9.160	Our InterControl	0.580	0.397	10.88
GMD [27]	0.212	0.670	9.440				
OmniControl [65]	0.218	0.687	9.422				
Our InterControl	<u>0.159</u>	0.671	9.482				

Method	Joint	FID \downarrow	R-precision \uparrow (Top-3)	Diversity \rightarrow	Foot skating ratio \downarrow	Traj. err. \downarrow (50 cm)	Loc. err. \downarrow (50 cm)	Avg. err. \downarrow (m)
Ours (all)	Root	0.184	0.672	9.315	0.1044	0.0317	0.0018	0.0693
Ours (all)	Left foot	0.242	0.664	9.184	0.1005	0.0696	0.0024	0.0671
Ours (all)	Right foot	0.236	0.669	9.201	0.0983	0.0798	0.0029	0.0680
Ours (all)	Head	0.172	0.678	9.359	0.0958	0.0523	0.0044	0.0846
Ours (all)	Left wrist	0.260	0.660	8.965	0.0915	0.0375	0.0012	0.0874
Ours (all)	Right wrist	0.284	0.655	9.003	0.0920	0.0364	0.0010	0.0872

Table 6: **Spatial control** results on the HumanML3D [14] dataset. *Ours (all)* means the model is trained on one randomly selected joint among all joints in each iteration.

Note that methods in the upper part of both tables are unable to perform spatial control, thus they are incapable of generating controllable motions and interactions even if they have lower FID or higher R-precision. For instance, T2M-GPT [69] and MotionGPT [25] tokenize human poses to discrete tokens and is unable to incorporate any spatial information. MLD [6] uses latent diffusion to accelerate denoising steps, yet performing spatial control needs to convert each step of latent feature back to motion representations. It leads to much more computation than MDM [55] and is opposite to MLD’s motivation of latent diffusion. Among methods that are suitable for spatial control [51, 27] in Tab. 5, InterControl achieves the best performance in most of semantic-level metrics, and is better than the recent work OmniControl [65] that focuses on single-person motion yet shares similar design of spatial controlling with us.

B.3 More Single-joint Control Results

In Tab. 1 of our main paper, we have shown the spatial control results with root joint and randomly selected one/two/three joints. Following the recent work [65], we also show the spatial control performance on specific joints in Tab. 6. We find that feet and hands are more difficult to control due to their flexibility, while root (pelvis) and head are more easier to follow, leading to better FID and R-precision.

B.4 Details of User Study

In the user study, our method generates 50 samples from the contact plans collected from LLM-planner. We also use the original interaction description to generate two-person interactions from ComMDM in PriorMDM [51]. In Fig. 6, we show our designed questionnaire’s evaluation instructions and the first question as an example. Each questionnaire has 19 single choice questions randomly sampled from all samples. In the folder named ‘user-study-videos’, we provide 25 videos sampled from our Intercontrol and PriorMDM for reference.

Evaluation of two-person motion interactions

This is a set of single-choice questions that will take approximately 5–6 minutes to complete. The questionnaire measures which set of interactions in paired motions better matches the language description and is more natural. The videos show skeleton representations similar to stick figures, with purple and yellow representing two individuals, and each video is about 5 seconds long. The selection priority is as follows: first, choose the interactive motion that more closely matches the language description; if they are equally matched, then choose the motion that is more natural. Naturalness includes whether the movement speed of the person's limbs is reasonable, whether the feet are suspended in the air, whether there is sliding between the feet and the ground, etc. Unreasonable parts are considered unnatural. The descriptions may include words such as swords, shields, mobile phones, and other items, but all the videos only show human skeletons, and the items are not displayed. You can consider whether the set of actions matches the description and is natural if the person is assumed to be holding these items in their hands.

*1. Which of the following sets of interactive motions between the stick figures appears more consistent with the description and more natural? Description: One person extends the right hand toward the other.



Figure 6: Example of the questionnaire of user-study.

B.5 Details of Evaluation Metrics

Here we select some descriptions for metrics used to evaluate controllable motion generation methods from HumanML3D [14] and GMD [27] to save reader’s time.

Semantic-level Evaluation Metrics from HumanML3D [14]: Fréchet Inception Distance (FID), diversity and multi-modality. For quantitative evaluation, a motion feature extractor and text feature extractor is trained under contrastive loss to produce geometrically close feature vectors for matched text-motion pairs, and vice versa. Further explanations of aforementioned metrics as well as the specific textual and motion feature extractor are relegated to the supplementary file due to space limit. In addition, the R-precision and MultiModal distance are proposed in this work as complementary metrics, as follows. Consider R-precision: for each generated motion, its ground-truth text description and 31 randomly selected mismatched descriptions from the test set form a description pool. This is followed by calculating and ranking the Euclidean distances between the motion feature and the text feature of each description in the pool. We then count the average accuracy at top-1, top-2 and top-3 places. The ground truth entry falling into the top-k candidates is treated as successful retrieval, otherwise it fails. Meanwhile, MultiModal distance is computed as the average Euclidean distance between the motion feature of each generated motion and the text feature of its corresponding description in test set.

Spatial-level Evaluation Metrics from GMD [27]: We use Trajectory diversity, Trajectory error, Location error, and Average error of keyframe locations. Trajectory diversity measures the root mean square distance of each location of each motion step from the average location of that motion step across multiple samples with the same settings. Trajectory error is the ratio of unsuccessful trajectories, defined as those with any keyframe location error exceeding a threshold. Location error

is the ratio of keyframe locations that are not reached within a threshold distance. Average error measures the mean distance between the generated motion locations and the keyframe locations measured at the keyframe motion steps.

Table 7: Detailed prompting example of the LLM Planner.

Input
<p>Instruction: two people greet each other with a handshake, while holding their cards in the left hand. Given the instruction, generate 10 task plans according to the following background information, rules, and examples. Each task plan should completely reflect an entire process of actions described in the instruction.</p> <p>[start of background Information [</p> <p>Human has JOINTS: ['pelvis', 'left_hip', 'right_hip', 'left_knee', 'right_knee', 'left_ankle', 'right_ankle', 'left_foot', 'right_foot', 'neck', 'left_collar', 'right_collar', 'head', 'left_shoulder', 'right_shoulder', 'left_elbow', 'right_elbow', 'left_wrist', 'right_wrist' [.</p> <p>The total number of TIME-STEPS of human motion is 99, the frame-per-second of motion is 20.</p> <p>The provided text instruction is describing two people performing some actions containing human joint contacts. The height of all people is 1.8 meters, the arm length is 0.6 meters, and the leg length is 0.9 meters.</p> <p>Two people are 2 meters away at the beginning (i.e., TIME-STEPS=0).</p> <p>[end of background Information]</p> <p>[start of rules]</p> <ol style="list-style-type: none"> 1. Each task plan should be composite into detailed steps. 2. Each step should contain meaningful joint-joint pairs. 3. Each joint-joint pair should be formatted into {JOINT, JOINT, TIME-STEP, TIME-STEP, CONTACT TYPE, DISTANCE}. JOINT should be replaced by JOINT in the background information. IMPORTANT: The first JOINT belongs to person 1, and the second JOINT belongs to person 2. Each joint-joint pair represents a contact of a joint of person 1 and a joint of person 2. The first TIME-STEP is the start frame number of contact, and the second TIME-STEP is the end frame number of contact. CONTACT TYPE should be selected from {contact, avoid}, DISTANCE should be a float number representing how many meters should be the distance of two joints in the joint-joint pair. For [CONTACT TYPE: contact], the distance of two joints should be SMALLER than the DISTANCE; for [CONTACT TYPE: avoid], the distance of two joints should be LARGER than the DISTANCE. IMPORTANT: Consider the transition of contact types, leave time-steps more than 20 frames without any joint-joint pair between different contact types. Use small DISTANCE variance between different contact types: for the joint-joint pairs that are with [CONTACT TYPE: contact], do NOT use DISTANCE larger than 0.5m in the following [CONTACT TYPE: avoid]; for the joint-joint pairs that are with [CONTACT TYPE: contact], use [CONTACT TYPE: avoid] after 20 frames; for the joint-joint pairs that are with [CONTACT TYPE: avoid], use NO joint pairs for 20 frames if the following CONTACT TYPE is contact. Try to not over-use [CONTACT TYPE: avoid]: if there is no explicit semantics of being far away, just do not use joint-joint pair in that frames; if there is explicit semantics of being far away, then use joint-joint pair with [CONTACT TYPE: avoid]. 4. Consider which JOINT will be interacted when two people perform the action described in the text instruction. Translate the text instruction to be steps of joint-joint pairs. Do not include extra joint-joint pairs that is unrelated to the text instruction. IMPORTANT: make joint-joint pairs in different task plans diverse in TIME-STEPS and JOINTs. Each joint-joint contact pairs should be lasting from 3 to 10 frames. 5. Be plausible. Do not generate uncommon interactions. Generate plausible interaction time-steps, and consider the velocity of human motions. 6. Use one sentence to describe what action should person 1 do and one sentence to describe what action should person 2 do according to the text instruction at the beginning of the task plan. IMPORTANT: the sentence starts from 'text 1:' describing the action of person 1 from the perspective of person 1 and the sentence starts from 'text 2:' describing the action of person 2 from the perspective of person 2. Sentences should NOT contain words like 'person 1' or 'person 2', use 'a person' to refer to himself in the sentence and 'others' to refer to others. 7. The steps in the task plan are for both two people. Use one set of steps to describe both two people. The first JOINT belongs to person 1, and the second JOINT belongs to person 2. 8. IMPORTANT: Do NOT add explanations for the steps in task plans. Each step only have one joint-joint pairs. <p>[end of rules]</p> <p>[start of an example]</p> <p>Instruction: two people greet each other with a handshake, while holding their cards in the left hand.</p> <p>[Start of Plan 1]</p> <p>Text 1: a person make a handshake with others using his right wrist, while holding his cards in the left wrist.</p> <p>Text 2: a person make a handshake with others using his right wrist, while holding his cards in the left wrist.</p> <p>Step 1: {right wrist, right wrist, 0, 10, avoid, 0.3}</p> <p>Step 2: {right wrist, right wrist, 50, 60, contact, 0.05}</p> <p>Step 3: {right wrist, right wrist, 90, 100, avoid, 0.3}</p> <p>[End of Plan 1]</p> <p>[end of an example]</p>

Table 8: Example of the LLM generated task plans.

LLM Generated Task Plans (only show 5 due to page limit)

Instructions: The first fencer lunges at the second, who parries the attack and counters with a successful strike to the head.

[Start of Plan 1]
Text 1: A person lunges towards another with his right foot.
Text 2: A person parries the lunged attack while preparing to counter.
Step 1: {right_foot, left_knee, 5, 10, contact, 0.3}
Step 2: {right_wrist, left_collar, 20, 30, avoid, 0.3}
Step 3: {left_elbow, head, 70, 80, contact, 0.05}
[End of Plan 1]

[Start of Plan 2]
Text 1: A person lunges at the other person with his right foot.
Text 2: A person blocks the lunged attack.
Step 1: {right_foot, left_ankle, 3, 10, contact, 0.2}
Step 2: {right_wrist, right_collar, 20, 30, avoid, 0.25}
Step 3: {left_wrist, head, 70, 79, contact, 0.02}
[End of Plan 2]

[Start of Plan 3]
Text 1: A person takes a lunge step towards another.
Text 2: A person parries the attack and counters.
Step 1: {right_foot, right_knee, 7, 14, contact, 0.3}
Step 2: {left_wrist, right_collar, 22, 30, avoid, 0.25}
Step 3: {right_wrist, head, 69, 77, contact, 0.03}
[End of Plan 3]

[Start of Plan 4]
Text 1: A person lunges northerly towards another with his left foot.
Text 2: A person parries the attack and prepares a counterattack.
Step 1: {left_foot, right_ankle, 6, 10, contact, 0.35}
Step 2: {left_wrist, left_collar, 22, 30, avoid, 0.28}
Step 3: {right_elbow, head, 71, 80, contact, 0.05}
[End of Plan 4]

[Start of Plan 5]
Text 1: A person lunges at another using his right foot.
Text 2: A person deflects the approaching lunge and immediately counters.
Step 1: {right_foot, left_knee, 4, 12, contact, 0.31}
Step 2: {left_wrist, right_shoulder, 20, 30, avoid, 0.3}
Step 3: {right_wrist, head, 73, 81, contact, 0.05}
[End of Plan 5]

Table 9: **Example of processed json file from task plans generated by LLM.**

Processed Json format, (only show 3 due to page limit)

Format of 'steps': [[index of contact joint of person 1, index of contact joint of person 2, start frame, end frame, contact type (contact = 1, avoidance = 0), desired distance (unit as meter)], ...,].

```
[
  {
    "text_person1": "A person lunges towards another with
his right foot.",
    "text_person2": "A person parries the lunged attack
while preparing to counter.",
    "steps": [
      [11, 4, 5, 10, 1, 0.3],
      [21, 13, 30, 40, 0, 0.3],
      [18, 15, 70, 80, 1, 0.05]
    ]
  },
  {
    "text_person1": "A person lunges at the other person
with his right foot.",
    "text_person2": "A person blocks the lunged attack.",
    "steps": [
      [11, 7, 3, 10, 1, 0.2],
      [21, 14, 30, 40, 0, 0.25],
      [20, 15, 70, 79, 1, 0.02]
    ]
  },
  {
    "text_person1": "A person takes a lunge step towards
another.",
    "text_person2": "A person parries the attack and coun-
ters.",
    "steps": [
      [11, 5, 7, 14, 1, 0.3],
      [20, 14, 34, 42, 0, 0.25],
      [21, 15, 69, 77, 1, 0.03]
    ]
  }
]
```

NeurIPS Paper Checklist

1. Claims

Question: Do the main claims made in the abstract and introduction accurately reflect the paper's contributions and scope?

Answer: [Yes]

Justification: We are the first method to perform zero-shot human interaction generation by leveraging only single-person motion generation model, which could be supported by abstract, introduction and method.

Guidelines:

- The answer NA means that the abstract and introduction do not include the claims made in the paper.
- The abstract and/or introduction should clearly state the claims made, including the contributions made in the paper and important assumptions and limitations. A No or NA answer to this question will not be perceived well by the reviewers.
- The claims made should match theoretical and experimental results, and reflect how much the results can be expected to generalize to other settings.
- It is fine to include aspirational goals as motivation as long as it is clear that these goals are not attained by the paper.

2. Limitations

Question: Does the paper discuss the limitations of the work performed by the authors?

Answer: [Yes]

Justification: We have discussed our limitation in Sec. Conclusion and Limitations. The main limitation is that we only investigated a certain form of interactions which could be quantitatively described by spatial relations.

Guidelines:

- The answer NA means that the paper has no limitation while the answer No means that the paper has limitations, but those are not discussed in the paper.
- The authors are encouraged to create a separate "Limitations" section in their paper.
- The paper should point out any strong assumptions and how robust the results are to violations of these assumptions (e.g., independence assumptions, noiseless settings, model well-specification, asymptotic approximations only holding locally). The authors should reflect on how these assumptions might be violated in practice and what the implications would be.
- The authors should reflect on the scope of the claims made, e.g., if the approach was only tested on a few datasets or with a few runs. In general, empirical results often depend on implicit assumptions, which should be articulated.
- The authors should reflect on the factors that influence the performance of the approach. For example, a facial recognition algorithm may perform poorly when image resolution is low or images are taken in low lighting. Or a speech-to-text system might not be used reliably to provide closed captions for online lectures because it fails to handle technical jargon.
- The authors should discuss the computational efficiency of the proposed algorithms and how they scale with dataset size.
- If applicable, the authors should discuss possible limitations of their approach to address problems of privacy and fairness.
- While the authors might fear that complete honesty about limitations might be used by reviewers as grounds for rejection, a worse outcome might be that reviewers discover limitations that aren't acknowledged in the paper. The authors should use their best judgment and recognize that individual actions in favor of transparency play an important role in developing norms that preserve the integrity of the community. Reviewers will be specifically instructed to not penalize honesty concerning limitations.

3. Theory Assumptions and Proofs

Question: For each theoretical result, does the paper provide the full set of assumptions and a complete (and correct) proof?

Answer: [NA]

Justification: We do not have theoretical result.

Guidelines:

- The answer NA means that the paper does not include theoretical results.
- All the theorems, formulas, and proofs in the paper should be numbered and cross-referenced.
- All assumptions should be clearly stated or referenced in the statement of any theorems.
- The proofs can either appear in the main paper or the supplemental material, but if they appear in the supplemental material, the authors are encouraged to provide a short proof sketch to provide intuition.
- Inversely, any informal proof provided in the core of the paper should be complemented by formal proofs provided in appendix or supplemental material.
- Theorems and Lemmas that the proof relies upon should be properly referenced.

4. Experimental Result Reproducibility

Question: Does the paper fully disclose all the information needed to reproduce the main experimental results of the paper to the extent that it affects the main claims and/or conclusions of the paper (regardless of whether the code and data are provided or not)?

Answer: [Yes]

Justification: We have included all the information to reproduce the main experimental results, and we also provide the code.

Guidelines:

- The answer NA means that the paper does not include experiments.
- If the paper includes experiments, a No answer to this question will not be perceived well by the reviewers: Making the paper reproducible is important, regardless of whether the code and data are provided or not.
- If the contribution is a dataset and/or model, the authors should describe the steps taken to make their results reproducible or verifiable.
- Depending on the contribution, reproducibility can be accomplished in various ways. For example, if the contribution is a novel architecture, describing the architecture fully might suffice, or if the contribution is a specific model and empirical evaluation, it may be necessary to either make it possible for others to replicate the model with the same dataset, or provide access to the model. In general, releasing code and data is often one good way to accomplish this, but reproducibility can also be provided via detailed instructions for how to replicate the results, access to a hosted model (e.g., in the case of a large language model), releasing of a model checkpoint, or other means that are appropriate to the research performed.
- While NeurIPS does not require releasing code, the conference does require all submissions to provide some reasonable avenue for reproducibility, which may depend on the nature of the contribution. For example
 - (a) If the contribution is primarily a new algorithm, the paper should make it clear how to reproduce that algorithm.
 - (b) If the contribution is primarily a new model architecture, the paper should describe the architecture clearly and fully.
 - (c) If the contribution is a new model (e.g., a large language model), then there should either be a way to access this model for reproducing the results or a way to reproduce the model (e.g., with an open-source dataset or instructions for how to construct the dataset).
 - (d) We recognize that reproducibility may be tricky in some cases, in which case authors are welcome to describe the particular way they provide for reproducibility. In the case of closed-source models, it may be that access to the model is limited in some way (e.g., to registered users), but it should be possible for other researchers to have some path to reproducing or verifying the results.

5. Open access to data and code

Question: Does the paper provide open access to the data and code, with sufficient instructions to faithfully reproduce the main experimental results, as described in supplemental material?

Answer: [Yes]

Justification: We have provided the code in the supplemental material and the website.

Guidelines:

- The answer NA means that paper does not include experiments requiring code.
- Please see the NeurIPS code and data submission guidelines (<https://nips.cc/public/guides/CodeSubmissionPolicy>) for more details.
- While we encourage the release of code and data, we understand that this might not be possible, so “No” is an acceptable answer. Papers cannot be rejected simply for not including code, unless this is central to the contribution (e.g., for a new open-source benchmark).
- The instructions should contain the exact command and environment needed to run to reproduce the results. See the NeurIPS code and data submission guidelines (<https://nips.cc/public/guides/CodeSubmissionPolicy>) for more details.
- The authors should provide instructions on data access and preparation, including how to access the raw data, preprocessed data, intermediate data, and generated data, etc.
- The authors should provide scripts to reproduce all experimental results for the new proposed method and baselines. If only a subset of experiments are reproducible, they should state which ones are omitted from the script and why.
- At submission time, to preserve anonymity, the authors should release anonymized versions (if applicable).
- Providing as much information as possible in supplemental material (appended to the paper) is recommended, but including URLs to data and code is permitted.

6. Experimental Setting/Details

Question: Does the paper specify all the training and test details (e.g., data splits, hyper-parameters, how they were chosen, type of optimizer, etc.) necessary to understand the results?

Answer: [Yes]

Justification: We include all training and test details in the appendix.

Guidelines:

- The answer NA means that the paper does not include experiments.
- The experimental setting should be presented in the core of the paper to a level of detail that is necessary to appreciate the results and make sense of them.
- The full details can be provided either with the code, in appendix, or as supplemental material.

7. Experiment Statistical Significance

Question: Does the paper report error bars suitably and correctly defined or other appropriate information about the statistical significance of the experiments?

Answer: [No]

Justification: It will be too computationally expensive.

Guidelines:

- The answer NA means that the paper does not include experiments.
- The authors should answer "Yes" if the results are accompanied by error bars, confidence intervals, or statistical significance tests, at least for the experiments that support the main claims of the paper.
- The factors of variability that the error bars are capturing should be clearly stated (for example, train/test split, initialization, random drawing of some parameter, or overall run with given experimental conditions).

- The method for calculating the error bars should be explained (closed form formula, call to a library function, bootstrap, etc.)
- The assumptions made should be given (e.g., Normally distributed errors).
- It should be clear whether the error bar is the standard deviation or the standard error of the mean.
- It is OK to report 1-sigma error bars, but one should state it. The authors should preferably report a 2-sigma error bar than state that they have a 96% CI, if the hypothesis of Normality of errors is not verified.
- For asymmetric distributions, the authors should be careful not to show in tables or figures symmetric error bars that would yield results that are out of range (e.g. negative error rates).
- If error bars are reported in tables or plots, The authors should explain in the text how they were calculated and reference the corresponding figures or tables in the text.

8. Experiments Compute Resources

Question: For each experiment, does the paper provide sufficient information on the computer resources (type of compute workers, memory, time of execution) needed to reproduce the experiments?

Answer: [Yes]

Justification: We include the information of computer resources in appendix.

Guidelines:

- The answer NA means that the paper does not include experiments.
- The paper should indicate the type of compute workers CPU or GPU, internal cluster, or cloud provider, including relevant memory and storage.
- The paper should provide the amount of compute required for each of the individual experimental runs as well as estimate the total compute.
- The paper should disclose whether the full research project required more compute than the experiments reported in the paper (e.g., preliminary or failed experiments that didn't make it into the paper).

9. Code Of Ethics

Question: Does the research conducted in the paper conform, in every respect, with the NeurIPS Code of Ethics <https://neurips.cc/public/EthicsGuidelines?>

Answer: [Yes]

Justification: Our paper follows the NeurIPS Code of Ethics.

Guidelines:

- The answer NA means that the authors have not reviewed the NeurIPS Code of Ethics.
- If the authors answer No, they should explain the special circumstances that require a deviation from the Code of Ethics.
- The authors should make sure to preserve anonymity (e.g., if there is a special consideration due to laws or regulations in their jurisdiction).

10. Broader Impacts

Question: Does the paper discuss both potential positive societal impacts and negative societal impacts of the work performed?

Answer: [NA]

Justification: We have carefully considered potential societal impacts and determined that our technical contribution of generating 3D skeletal animations poses minimal risks. Our method is designed for generating multi-people 3D skeletons, and these skeletal representations do not pose negative societal impacts.

Guidelines:

- The answer NA means that there is no societal impact of the work performed.
- If the authors answer NA or No, they should explain why their work has no societal impact or why the paper does not address societal impact.

- Examples of negative societal impacts include potential malicious or unintended uses (e.g., disinformation, generating fake profiles, surveillance), fairness considerations (e.g., deployment of technologies that could make decisions that unfairly impact specific groups), privacy considerations, and security considerations.
- The conference expects that many papers will be foundational research and not tied to particular applications, let alone deployments. However, if there is a direct path to any negative applications, the authors should point it out. For example, it is legitimate to point out that an improvement in the quality of generative models could be used to generate deepfakes for disinformation. On the other hand, it is not needed to point out that a generic algorithm for optimizing neural networks could enable people to train models that generate Deepfakes faster.
- The authors should consider possible harms that could arise when the technology is being used as intended and functioning correctly, harms that could arise when the technology is being used as intended but gives incorrect results, and harms following from (intentional or unintentional) misuse of the technology.
- If there are negative societal impacts, the authors could also discuss possible mitigation strategies (e.g., gated release of models, providing defenses in addition to attacks, mechanisms for monitoring misuse, mechanisms to monitor how a system learns from feedback over time, improving the efficiency and accessibility of ML).

11. Safeguards

Question: Does the paper describe safeguards that have been put in place for responsible release of data or models that have a high risk for misuse (e.g., pretrained language models, image generators, or scraped datasets)?

Answer: [NA]

Justification: Our work does not pose risks requiring such safeguards.

Guidelines:

- The answer NA means that the paper poses no such risks.
- Released models that have a high risk for misuse or dual-use should be released with necessary safeguards to allow for controlled use of the model, for example by requiring that users adhere to usage guidelines or restrictions to access the model or implementing safety filters.
- Datasets that have been scraped from the Internet could pose safety risks. The authors should describe how they avoided releasing unsafe images.
- We recognize that providing effective safeguards is challenging, and many papers do not require this, but we encourage authors to take this into account and make a best faith effort.

12. Licenses for existing assets

Question: Are the creators or original owners of assets (e.g., code, data, models), used in the paper, properly credited and are the license and terms of use explicitly mentioned and properly respected?

Answer: [Yes]

Justification: We have cited the used code, data and models.

Guidelines:

- The answer NA means that the paper does not use existing assets.
- The authors should cite the original paper that produced the code package or dataset.
- The authors should state which version of the asset is used and, if possible, include a URL.
- The name of the license (e.g., CC-BY 4.0) should be included for each asset.
- For scraped data from a particular source (e.g., website), the copyright and terms of service of that source should be provided.
- If assets are released, the license, copyright information, and terms of use in the package should be provided. For popular datasets, paperswithcode.com/datasets has curated licenses for some datasets. Their licensing guide can help determine the license of a dataset.

- For existing datasets that are re-packaged, both the original license and the license of the derived asset (if it has changed) should be provided.
- If this information is not available online, the authors are encouraged to reach out to the asset’s creators.

13. **New Assets**

Question: Are new assets introduced in the paper well documented and is the documentation provided alongside the assets?

Answer: [Yes]

Justification: We have included the documentation of our code in the supplementary materials.

Guidelines:

- The answer NA means that the paper does not release new assets.
- Researchers should communicate the details of the dataset/code/model as part of their submissions via structured templates. This includes details about training, license, limitations, etc.
- The paper should discuss whether and how consent was obtained from people whose asset is used.
- At submission time, remember to anonymize your assets (if applicable). You can either create an anonymized URL or include an anonymized zip file.

14. **Crowdsourcing and Research with Human Subjects**

Question: For crowdsourcing experiments and research with human subjects, does the paper include the full text of instructions given to participants and screenshots, if applicable, as well as details about compensation (if any)?

Answer: [NA]

Justification: This paper does not involve crowdsourcing nor research with human subjects.

Guidelines:

- The answer NA means that the paper does not involve crowdsourcing nor research with human subjects.
- Including this information in the supplemental material is fine, but if the main contribution of the paper involves human subjects, then as much detail as possible should be included in the main paper.
- According to the NeurIPS Code of Ethics, workers involved in data collection, curation, or other labor should be paid at least the minimum wage in the country of the data collector.

15. **Institutional Review Board (IRB) Approvals or Equivalent for Research with Human Subjects**

Question: Does the paper describe potential risks incurred by study participants, whether such risks were disclosed to the subjects, and whether Institutional Review Board (IRB) approvals (or an equivalent approval/review based on the requirements of your country or institution) were obtained?

Answer: [NA]

Justification: This paper does not involve crowdsourcing nor research with human subjects.

Guidelines:

- The answer NA means that the paper does not involve crowdsourcing nor research with human subjects.
- Depending on the country in which research is conducted, IRB approval (or equivalent) may be required for any human subjects research. If you obtained IRB approval, you should clearly state this in the paper.
- We recognize that the procedures for this may vary significantly between institutions and locations, and we expect authors to adhere to the NeurIPS Code of Ethics and the guidelines for their institution.
- For initial submissions, do not include any information that would break anonymity (if applicable), such as the institution conducting the review.