

New insights into the doubly charmed exotic mesons

Di Guo^{1,2,3}, Qin-He Yang^{1,2}, Ling-Yun Dai^{1,2,*} and A. P. Szczepaniak^{4,5,6†}

¹ School of Physics and Electronics, Hunan University, Changsha 410082, China

² Hunan Provincial Key Laboratory of High-Energy Scale Physics and Applications, Hunan University, Changsha 410082, China

³ Department of Physics, Tianjin Renai College, Tianjin 301636, China

⁴ Center for Exploration of Energy and Matter, Indiana University, Bloomington, IN 47403, USA

⁵ Physics Department, Indiana University, Bloomington, IN 47405, USA and

⁶ Thomas Jefferson National Accelerator Facility, Newport News, VA 23606, USA

(Dated: December 30, 2024)

Using effective Lagrangians constrained by the heavy quark spin symmetry and chiral symmetry, for the light quarks, we analyze the $D^0 D^0 \pi^+$, $\bar{D}^0 D^0 \pi^0$ and $D^0 \bar{D}^{*0}$ invariant mass spectra. Performing a simultaneous analysis of the doubly charmed and charm-anti-charm states gives further insights into the nature of the T_{cc}^+ and $\chi_{c1}^0(3872)$, exotic hadrons. It is confirmed that both states should lie below their respective $DD^*/D\bar{D}^*$ thresholds. Also, the contributions of the triangle and box diagrams are negligible.

Introduction.— Determination of hadron structure is essential for our understanding of strong interactions. The time-honored constituent quark model associates meson resonances with quark-antiquark bound states, but this picture has difficulty explaining many of the states recently discovered in the spectrum of hadrons containing heavy quarks, *e.g.* the $\chi_{c1}(3872)/X(3872)$ [1], $Z_c(3900)$ [2]. Recently another state, referred to as T_{cc}^+ was found by the LHCb collaboration in the invariant mass spectrum of $D^0 D^0 \pi^+$ [3, 4]. Considering the valence quark components of these final states, it must contain at least four quarks *i.e.* at minimum $|T_{cc}\rangle = |\bar{u}d cc\rangle$.

It is possible that the T_{cc}^+ has connection to the $\chi_{c1}(3872)$, which was first found by Belle [5] in the $J/\psi \pi^+ \pi^-$ spectrum and soon after confirmed by CDF [1], D0 [6], and BaBar [7]. Recently, the $\chi_{c1}(3872)$ was seen directly in the invariant mass spectra of $\bar{D}^0 D^0 \pi^0$ by BESIII [8] and in $\bar{D}^0 D^{*0}$ by Belle [9], where similarity to the T_{cc} is more apparent. The $\chi_{c1}(3872)$ is also close to the open charm $D\bar{D}^*$ threshold, however, the mass difference, $\Delta M = M_{\chi_{c1}^0} - (m_{D^0} + m_{\bar{D}^{*0}}) = -35 \pm 60$ keV, is much smaller than that of the T_{cc} [10–12]. Because these states can, in principle, have both tetraquark and molecular components, they have attracted significant theoretical interest, see *e.g.* Refs. [12–30] and for some recent reviews, we refer to Refs. [31–34].

Based on effective field theory (EFT) arguments, the heavy quarks, *i.e.* the two charm quarks in the T_{cc} and the charm-anti-charm pair in the $\chi_{c1}(3872)$ can be taken as non-relativistic [35]. It then permits to classify the interactions between the doubly charmed resonances and the light pseudoscalar mesons using the heavy quark spin symmetry (HQSS), $U(2N_f)$ [36–38], current algebra [39–42], and chiral perturbation theory [43]. This allows one to study the resonance line shape in the $DD\pi/(D\bar{D}\pi)$ and $D^0 \bar{D}^{*0}$ invariant mass spectra. Besides, the isospin $SU(2)$ symmetry of the light quarks can be used to construct the triplet of the T_{cc} and χ_{c1} states and predict the decay rates for the accompanying charge partners if

they exist, $T_{cc}^{+,+0}$ of the T_{cc}^+ and χ_{c1}^\pm of the χ_{c1}^0 states.

The Effective Interactions.— In the adiabatic approximation, the cc pair in the T_{cc}^+ can be treated as a static, anti-triplet, spin-1 color source. The light quark component, often referred to as ‘brown muck’, includes the valence $\bar{u}d$ quarks and the sea of $q\bar{q}$ pairs and gluons. For both T_{cc}^+ and χ_{c1}^0 , they can be either isoscalars or isovectors. For the isoscalar case, the interaction Lagrangians involving the T_{cc}^+ are,

$$\begin{aligned} \mathcal{L}_{T_{cc}}^{\text{isoscalar}} &= ig_1 \epsilon^{ab} \epsilon_{\mu\nu\alpha\beta} v^\alpha T^\beta \langle \frac{1+\not{\psi}}{2} \bar{\mathcal{H}}_a \gamma^\nu \bar{\mathcal{H}}_b^C \frac{1-\not{\psi}}{2} \gamma^\mu C \rangle \\ &+ g_2 \epsilon^{ab} T^\mu \langle \Gamma_1 \frac{1+\not{\psi}}{2} \bar{\mathcal{H}}_a \rangle \langle \Gamma_2 \frac{1+\not{\psi}}{2} \bar{\mathcal{H}}_b \rangle + h.c. \end{aligned} \quad (1)$$

where the subscripts a, b refer to the isospin. The superscript ‘ C ’ refers to the charge conjugation, *i.e.* for Dirac matrices $\Gamma^C = C^{-1} \Gamma^T C$, with ‘ T ’ the transpose. ‘ $\langle \rangle$ ’ stands for the trace. It is not difficult to verify that the Lagrangian is invariant under charge conjugation and parity transformation. Note that $\Gamma_{1,2}$ can be either $\gamma_{5,\mu}$ or $\gamma_{\mu,5}$, respectively. In the effective theory with non-relativistic heavy quarks the two charmed, isospin doublets (\mathcal{H}) are composed of the D and D^* fields representing the lightest open-charm meson flavor doublet, [44]:

$$\begin{aligned} \mathcal{H} &= (P_\mu^* \gamma^\mu - P \gamma_5), \\ \bar{\mathcal{H}} &= \gamma_0 \mathcal{H}^\dagger \gamma_0 = (P_\mu^{*\dagger} \gamma^\mu + P^\dagger \gamma_5), \end{aligned} \quad (2)$$

with P, P^* denoting the spin-0, 1 iso-doublets $P^{(*)} = (D^{(*)0}, D^{(*)+})$ and $\bar{P}^{(*)} = (\bar{D}^{(*)0}, D^{(*)-})$, respectively, transforming as $P^{(*)} \rightarrow P^{(*)} U^\dagger$ and $\bar{P}^{(*)} \rightarrow U \bar{P}^{(*)}$. The interaction Lagrangian between the D mesons and pions can be found in Ref. [44]. The Dirac algebra in the two terms in the Eq. (1) suggests that these two Lagrangians can be loosely associated with the coupling of the T_{cc} ’s tetraquark and the molecular components to the open channel, respectively. Unfortunately they both yield identical matrix elements between T_{cc} and

the DD^* states thus the individual couplings cannot be determined but only the dimensionless combination $g_x = 4\sqrt{2}(g_1 + g_2)f_\pi/\sqrt{m_{T_{cc}}}$.

Similarly, one can write the effective interaction Lagrangians for the $\chi_{c1}(3872)$ coupling with the DD^* and $\bar{D}\bar{D}^*$ states as

$$\begin{aligned} \mathcal{L}_{\chi_{c1}}^{\text{isovector}} &= i \tilde{g}_1 \epsilon_{\mu\nu\alpha\beta} v^\alpha \chi_{c1}^\beta \langle \gamma^\nu \bar{\mathcal{H}}_a \frac{1-\not{\psi}}{2} \gamma^\mu \frac{1+\not{\psi}}{2} \mathcal{H}_a \rangle \\ &+ \tilde{g}_2 \left(\langle \mathcal{H}_a \Gamma_1 \frac{1+\not{\psi}}{2} \rangle \langle \Gamma_2 \bar{\mathcal{H}}_a \frac{1-\not{\psi}}{2} \rangle \chi_{c1}^\mu \right. \\ &\left. - \langle \Gamma_1 \bar{\mathcal{H}}_a \frac{1+\not{\psi}}{2} \rangle \langle \mathcal{H}_a \Gamma_2 \frac{1-\not{\psi}}{2} \rangle \chi_{c1}^\mu \right). \end{aligned} \quad (3)$$

with sensitivity only to the combination $\tilde{g}_x = 2\sqrt{2}(\tilde{g}_1 + \tilde{g}_2)f_\pi/\sqrt{m_{\chi_{c1}}}$.

The $\chi_{c1}(3872)$ can also be isovector as the non-ignorable decay channels observed by experiment, $\text{Br}[\chi_{c1}^0(\rightarrow J/\psi\rho) \rightarrow J/\psi\pi\pi] = 3.8 \pm 1.2\%$ and $\text{Br}[\chi_{c1}^0 \rightarrow \chi_{c1}\pi^0] = 3.4 \pm 1.6\%$ [45]. For the isovector assumption, the $\bar{u}\bar{d}$ flavor structure of the T_{cc}^+ indicates that there may be two charge partners, a neutral T_{cc}^0 with the $cc\bar{u}\bar{u}$ flavor content and a doubly charged, T_{cc}^{++} containing $cc\bar{d}\bar{d}$ quarks. The color triplet ‘brown muck’, in the T_{cc} ground state, is expected to have one unit of total angular momentum so that the T_{cc} has spin-1 and positive parity. The three charged vector fields form an isovector $V^{i,\mu}$, ($i = 1, 2, 3$) which can be conveniently written as a 2×2 matrix

$$T_{ab}^\mu = \sum_j \frac{[(-i\sigma_2)\sigma^j]_{ab}}{\sqrt{2}} V^{j,\mu} \equiv \begin{pmatrix} T_{cc}^{0,\mu} & -\frac{T_{cc}^{+,\mu}}{\sqrt{2}} \\ -\frac{T_{cc}^{+,\mu}}{\sqrt{2}} & T_{cc}^{++,\mu} \end{pmatrix}_{ab}. \quad (4)$$

where the $V^{j,\mu}$'s have the isospin composition, $V^1 = (\bar{u}\bar{u} - \bar{d}\bar{d})/\sqrt{2}$, $V^2 = -i(\bar{u}\bar{u} + \bar{d}\bar{d})/\sqrt{2}$, and $V^3 = (\bar{u}\bar{d} + \bar{d}\bar{u})/\sqrt{2}$, respectively. Under flavor $SU(2)$ it transforms as $T^\mu \rightarrow T^\mu U^\dagger U^\dagger$. The interaction Lagrangians describing the T_{cc} coupling to the DD^* are

$$\begin{aligned} \mathcal{L}_{T_{cc}}^{\text{isovector}} &= i g_1 \epsilon_{\mu\nu\alpha\beta} v^\alpha T_{ab}^\beta \langle \frac{1+\not{\psi}}{2} \bar{\mathcal{H}}_b \gamma^\nu \bar{\mathcal{H}}_a^C \frac{1-\not{\psi}}{2} \gamma^\mu C \rangle \\ &+ g_2 T_{ab}^\mu \langle \Gamma_1 \frac{1+\not{\psi}}{2} \bar{\mathcal{H}}_a \rangle \langle \Gamma_2 \frac{1+\not{\psi}}{2} \bar{\mathcal{H}}_b \rangle + h.c., \end{aligned} \quad (5)$$

In this assumption, it has two charge partners,

$$\chi_{c1ab}^\mu = \begin{pmatrix} \frac{\chi_{c1}^{0,\mu}}{\sqrt{2}} & \chi_{c1}^{+,\mu} \\ \chi_{c1}^{-,\mu} & -\frac{\chi_{c1}^{0,\mu}}{\sqrt{2}} \end{pmatrix}, \quad (6)$$

The effective interaction of the χ_{c1} with the DD^* and $\bar{D}\bar{D}^*$ states is given as

$$\begin{aligned} \mathcal{L}_{\chi_{c1}}^{\text{isovector}} &= i \tilde{g}_1 \epsilon_{\mu\nu\alpha\beta} v^\mu \chi_{c1ab}^\nu \langle \gamma^\nu \bar{\mathcal{H}}_a \frac{1-\not{\psi}}{2} \gamma^\mu \frac{1+\not{\psi}}{2} \mathcal{H}_b \rangle \\ &+ \tilde{g}_2 \left(\langle \mathcal{H}_a \Gamma_1 \frac{1+\not{\psi}}{2} \rangle \langle \Gamma_2 \bar{\mathcal{H}}_b \frac{1-\not{\psi}}{2} \rangle \chi_{c1ab}^\mu \right. \end{aligned}$$

$$\left. - \langle \Gamma_1 \bar{\mathcal{H}}_a \frac{1+\not{\psi}}{2} \rangle \langle \mathcal{H}_b \Gamma_2 \frac{1-\not{\psi}}{2} \rangle \chi_{c1ba}^\mu \right). \quad (7)$$

The interaction lagrangians of D , D^* and light pseudoscalar meson are given in Ref. [44]

$$\begin{aligned} \mathcal{L}_{DD} &= i \langle H_b v^\mu D_{\mu ba} \bar{H}_a \rangle + ig \langle H_b \gamma_\mu \gamma_5 \mathcal{A}_{ba}^\mu \bar{H}_a \rangle \\ &+ \frac{f_\pi^2}{4} \partial_\mu \Sigma_{ab} \partial^\mu \Sigma_{ba}^\dagger. \end{aligned} \quad (8)$$

Is χ_{c1}^0 below the threshold?– Whether the $\chi_{c1}^0(3872)$ lies below the $D^0\bar{D}^{*0}$ threshold is a long time question [31]. The Feynman diagrams for the two-body decay, $\chi_{c1}^0 \rightarrow D^0\bar{D}^{*0}$, are given in Fig. 1, and the ones for the three-body decay, $\chi_{c1}^0 \rightarrow D^0\bar{D}^0\pi^0$, are shown in Fig. 2. The two-body decay width is given as [45]:

$$\Gamma(Q) = \int \frac{1}{32\pi^2} |\mathcal{M}(\chi_{c1}^0 \rightarrow D^0\bar{D}^{*0})|^2 \frac{|\vec{p}_1|}{Q^2} d\Omega, \quad (9)$$

where $|\vec{p}_1|$ is the breakup momentum and Q is the invariant mass of $D^0\bar{D}^{*0}$. The three-body decay width is given in Eq. (10) below.

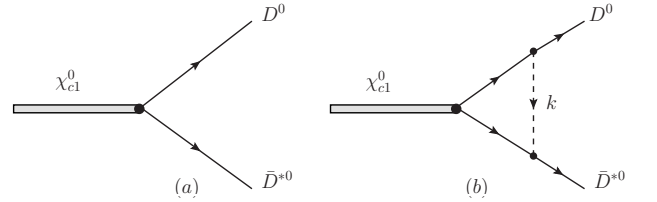


FIG. 1. Feynman diagrams of $\chi_{c1}^0 \rightarrow D^0\bar{D}^{*0}$.

The branching ratio of $\chi_{c1}^0 \rightarrow D^0\bar{D}^{*0}$ should be part of the branching ratio of $\chi_{c1}^0 \rightarrow D^0\bar{D}^0\pi^0$, since \bar{D}^{*0} is not an asymptotic state as it decays to $\bar{D}^0\pi^0$ by roughly two thirds. We find that the three-body decay width $\Gamma(\chi_{c1}^0 \rightarrow D^0\bar{D}^0\pi^0) = 0.58 \pm 0.23$ MeV [45] requires \tilde{g}_x to be in order one. Correspondingly, if $M_{\chi_{c1}^0}$ is above the threshold, one finds that the two-body decay width of $\Gamma(\chi_{c1}^0 \rightarrow D^0\bar{D}^{*0})$ is too large, specifically, contradicting the expectation that $\Gamma(\chi_{c1}^0 \rightarrow D^0\bar{D}^0\pi^0)$ should be no less than $\Gamma(\chi_{c1}^0 \rightarrow D^0\bar{D}^{*0}) * \text{Br}[\bar{D}^{*0} \rightarrow \bar{D}^0\pi^0]$.

For example, assuming $\tilde{g}_x = 2.535$ and $M_{\chi_{c1}^0} = 3871.700$ (10 keV above the threshold), one finds $\Gamma(\chi_{c1}^0 \rightarrow D^0\bar{D}^0\pi^0) = 0.777$ MeV, which is compatible with experimental value but then $\Gamma(\chi_{c1}^0 \rightarrow D^0\bar{D}^{*0}) = 380$ MeV, which is even much larger than total width of the χ_{c1}^0 , 1.19 ± 0.21 MeV. Therefore, one concludes that the mass of the χ_{c1}^0 should be below the $D^0\bar{D}^{*0}$ threshold to reduce the $D^0\bar{D}^{*0}$ decay probability. A more careful analysis of this problem will be discussed in the next sections.

Reaction Amplitudes and Observables.– The Feynman diagrams for the amplitudes, $\mathcal{M}^{(j)}$ for T_{cc}^+/χ_{c1}^0 decaying to a specific final state j that contains $DD\pi/\bar{D}\bar{D}\pi$

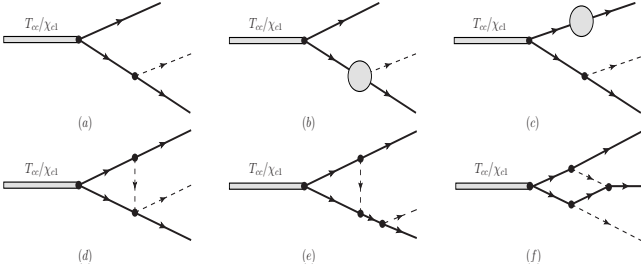


FIG. 2. Feynman diagrams for the decays of T_{cc}^+ and χ_{c1}^0 . The solid lines represent heavy mesons, the dashed lines are the pions, and the shadow bubble represents one-loop loop corrections caused by a pion internal line.

mesons are shown in Fig. 2. Note that the bottom diagrams of Fig. 2, e.g. the triangle diagrams, have been partly studied in Ref.[30, 38] in X-EFT. Similar diagrams can be drawn for representative decays of the charge partners, $T_{cc}^{++} \rightarrow D^+D^+\pi^0$, $D^+D^0\pi^+$, $T_{cc}^0 \rightarrow D^0D^0\pi^0$, $D^0D^+\pi^-$, and $\chi_{c1}^\pm \rightarrow D^\pm\bar{D}^0(D^0)\pi^0$, $D^\pm D^\mp\pi^\pm$, $\bar{D}^0D^0\pi^\pm$. The three-body decay widths of T_{cc} and χ_{c1} , to the specific final states, j , are given by integrating over the two Dalitz-plot variables (s, t) [45]:

$$\Gamma^{(j)}(Q) = \int_{\gamma(Q)} ds dt \frac{|\mathcal{M}^{(j)}|^2}{32Q^3}, \quad (10)$$

where $\gamma(Q)$ denotes the boundary of the Dalitz plot at fixed three-body invariant mass Q . For both $T_{cc}^{+,0,++}$ and $\chi_{c1}^{0,\pm}$, we assume that the total width is saturated by the sum of three-body decay widths,

$$\Gamma^{tot}(Q) = \sum_j \Gamma^{(j)}(Q). \quad (11)$$

For χ_{c1}^0 , the branching ratio of $D^0\bar{D}^0\pi^0$ are given by PDG [45], so the total width is defined as $\Gamma_{\chi_{c1}^0 \rightarrow D^0\bar{D}^0\pi^0}(Q)$ divided by its branching ratio,

$$\Gamma_{\chi_{c1}^0}^{tot}(Q) = \frac{\Gamma^{(D^0\bar{D}^0\pi^0)}(Q)}{\text{BR}(\chi_{c1}^0 \rightarrow D^0\bar{D}^0\pi^0)}. \quad (12)$$

As a function of the three-body mass Q the experimentally measured line shape in $Y^{(j)}(Q)$ is given by

$$\frac{dY_{T_{cc},\chi_{c1}}^{(j)}}{dQ} = N^{(j)} \left[\frac{\Gamma^{(j)}(Q)}{(Q^2 - M^2)^2 + [M\Gamma_{tot}(Q)]^2} \right], \quad (13)$$

where $N^{(j)}$ is an arbitrary normalization constant and M is a parameter related to the pole mass of the $T_{cc}^{+,0,++}$ or $\chi_{c1}^{0,\pm}$ resonance. To be more specific, this is the Breit-Wigner mass of the resonance, but given that the width is narrow, it is not much different from the pole masses. Indeed, the pole location of T_{cc}^+ found in [24], $3874.74^{+0.11}_{-0.04} - i 0.30^{+0.05}_{-0.09}$ MeV, and the masses of the ones from Refs.[27, 28, 30], are compatible with

$3874.758 \pm 0.055 - i 0.271 \pm 0.024$ MeV obtained in the present work. Besides three-body, for χ_{c1}^0 , there is also a measurement on the invariant mass spectrum of $D^0\bar{D}^{*0}$ [9], which we also include in the fit. In this case, the invariant mass spectrum is described by Eq. (13), but with $\Gamma^{(j)}(Q)$ replaced by $\Gamma_{\chi_{c1}^0 \rightarrow D^0\bar{D}^{*0}}(Q)$, as given by Eq. (9).

Results and analyses.— For the T_{cc} , we fit our amplitudes to the $D^0D^0\pi^+$ spectrum measured by LHCb [3, 4], and for the χ_{c1} , we fit the spectrum of $D^0\bar{D}^0\pi^0$ measured by BESIII [8] and that of $D^0\bar{D}^{*0}$ measured by the Belle [9], up to 3880 MeV. Besides the overall normalization, the remaining fit parameters are the two couplings, g_x and \tilde{g}_x , the masses of the resonances, and the coefficients of the background in the $D^0\bar{D}^{*0}$ invariant mass spectra of χ_{c1}^0 . Consequently, one gives predictions on the decay widths of the T_{cc}^+ and χ_{c1}^0 , as well as that of the charge partners, $T_{cc}^{+,0}$ and χ_{c1}^\pm .

The fit results of the isoscalar case are summarized in Table I, and those of the isovector case are almost the same. See discussions below. The fit uncertainties were obtained using bootstrap [46] *i.e.* by averaging over multiple fits obtained by randomly sampling the experimental data within its uncertainty. Interestingly, the g_x and \tilde{g}_x are of the same order of magnitude.

Parameters(isoscalar)	T_{cc}^+	χ_{c1}^0
M (MeV)	3874.758 ± 0.055	3871.620 ± 0.021
Γ_{tot} (MeV)	0.541 ± 0.047	1.496 ± 0.084
g_x	2.12 ± 0.12	...
\tilde{g}_x	...	2.47 ± 0.75
$b_2(D\bar{D}^*)(\text{GeV}^{-3})$...	619175 ± 145204
$b_3(D\bar{D}^*)(\text{GeV}^{-3})$...	175960 ± 73583
$\chi_{d.o.f}^2$	1.19	0.81

TABLE I. Fit results correspond to χ^2 per degree of freedom of 1.19 for the T_{cc}^+ and 0.81 for the χ_{c1}^0 .

For T_{cc} , the comparison of our fit to the invariant mass spectra is shown in Fig.3. In the right panel, the energy

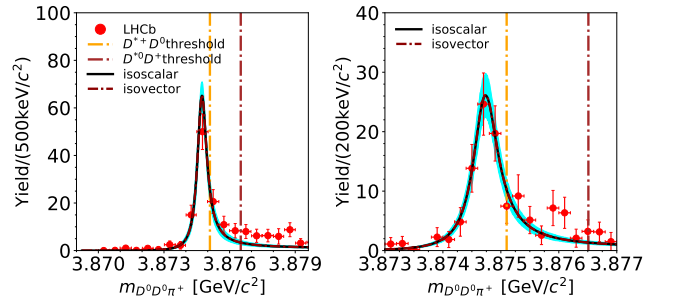


FIG. 3. Our solution fits to the $D^0D^0\pi^+$ invariant mass spectra of the T_{cc}^+ . The data is taken from Refs. [3, 4]. The cyan bands are the uncertainties taken from the bootstrap method within 2σ .

region around T_{cc}^+ is magnified. We find that the tree

diagram, as shown in Fig. 2 (a), dominates the $T_{cc}^+ \rightarrow D^0 D^0 \pi^+$ spectrum, while the triangle/box diagrams, the diagrams at the bottom of Fig. 2, are suppressed by three to four orders of magnitude. Especially, the interaction Lagrangian for four bosons is given as $DD\pi v \cdot \partial\pi$ in the heavy quark limit, for which the process in Fig. 2 (d) vanishes to leading order. This finding suggests that the T_{cc}^+ is not a kinematical effect due to the triangle/box singularity. Our fit gives that $M_{T_{cc}^+} = 3874.758 \pm 0.055$ MeV and $\Gamma_{T_{cc}^+} = 0.541 \pm 0.047$ MeV, which are close to those given by experiment [3, 4]. The mass is below the $D^0 D^{*+}$ threshold (3875.10 MeV), with $\Delta M = -342 \pm 55$ keV.

The comparison of our results to the data for the χ_{c1}^0 are shown in Fig. 4, with the top-left panel corresponding to $D^0 \bar{D}^0 \pi^0$ and the two bottom panels to the $D^0 \bar{D}^{*0}$. Notice that the two-body results for isoscalars and isovectors are the same. In the top-right panel, we compare the

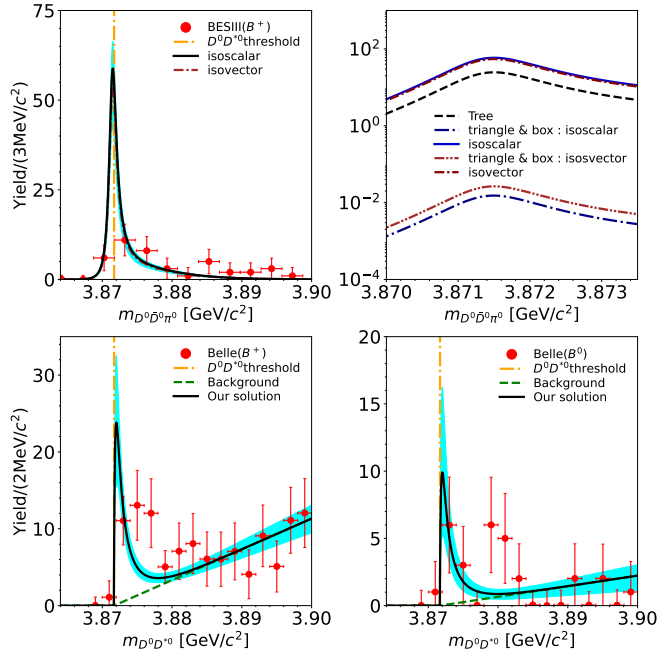


FIG. 4. Our fit to the invariant mass spectra of $D^0 \bar{D}^0 \pi^0$ from [8, 29] and $D^0 \bar{D}^{*0}$ from [9]. The cyan bands correspond to a 2σ bootstrap. For the spectrum of χ_{c1}^0 decaying into $D\bar{D}^*$, we add a coherent $b.g. = b(Q - m_{D^0} - m_{D^{*0}})$ to account for the rise of the data outside the signal region.

total $\bar{D}^0 D^0 \pi^0$ intensity and the contribution from the triangle and box diagrams. We find that the tree diagrams dominate over the triangle/box diagrams, as in the case of the T_{cc}^+ . Notice that the invariant mass spectrum of $D^0 \bar{D}^0 \pi^0$ from [8, 29] is from ‘ $D^{*0} \bar{D}^0$ ’, as the $M(D\pi)$ is in the D^* window, and the non-resonance contribution is small. Indeed, this is consistent with our model. The Feynman diagrams of Figs.4 (a,b,c) indicates the contributions where the $\pi^0 D$ are from D^{*0} , while the other Feynman diagrams, which can be recognized as the non-resonance contribution, have much fewer contributions.

See discussions below.

The fit to the $D^0 \bar{D}^{*0}$ spectrum from B^+ decays (bottom-left panel) shows a discrepancy between ours and the data in the energy region of [3874-3876] MeV. However, our results are still compatible with the full dataset, also the shape is compatible with that of $D^0 \bar{D}^0 \pi^0$ and the $D^0 \bar{D}^{*0}$ data from $B^0 \rightarrow D^0 \bar{D}^{*0} + K^0$. A combined analysis of $D^0 \bar{D}^0 \pi^0$ and $D^0 \bar{D}^{*0}$ data gives better constraints to refine the solution.

We have also used Eq. (13) to estimate the invariant mass spectra of $J/\psi \pi^+ \pi^-$ [8], where the $\Gamma[\chi_{c1}^0 \rightarrow J/\psi \pi^+ \pi^-](Q)$ is calculated with an effective Lagrangian. It is found that our solution fits the data fairly well. This confirms the reliability of our analysis. The decay width of $\Gamma(\chi_{c1}^0 \rightarrow J/\psi \pi \pi)$ is calculated from the effective Lagrangian $\mathcal{L}_{\chi_{c1}^0} = i \frac{g_J}{f_\pi} \epsilon^{\alpha\beta\mu\nu} \psi_\nu \chi_{c1}^0 (\partial_\beta \pi^- \partial_\alpha \pi^+ - \partial_\alpha \pi^- \partial_\beta \pi^+)$. Notice that in the combined analysis of the experiment [29], their total width, $\Gamma_{\chi_{c1}^0} = 2.67 \pm 1.77$ MeV is much larger than ours. That is why our line is a bit narrower than the data. Nevertheless, our results reasonably describe the $J/\psi \pi \pi$ data. These indicate that our uncertainties are reliable.

Ours gives $M_{\chi_{c1}^0} = 3871.620 \pm 0.021$ MeV and $\Gamma_{\chi_{c1}^0} = 1.496 \pm 0.084$ MeV, which are close to those of PDG [45]. Our mass does lie below the $D^0 \bar{D}^{*0}$ threshold (3871.690 MeV), $\Delta M = -70 \pm 21$ keV. This finding helps address the long-time puzzle of whether the mass of the χ_{c1}^0 is below or above the $D\bar{D}^*$ threshold. Indeed, if we set the mass of the χ_{c1}^0 above the threshold, we can not simultaneously describe the invariant mass spectra of $D^0 \bar{D}^0 \pi^0$ and $D^0 \bar{D}^{*0}$.

Our width of the χ_{c1}^0 reconciles the discrepancy between experiments; the $D^0 \bar{D}^{*0}$ invariant mass spectra from Belle [9] gives the total decay width of χ_{c1}^0 as 5.2 ± 0.4 MeV, roughly four times as larger as that of PDG [45]. For the three-body partial decay widths, we find $\Gamma(\chi_{c1}^0 \rightarrow D^0 \bar{D}^0 \pi^0) = 0.75 \pm 0.14$ MeV, which is compatible with that of PDG.

Indeed, we applied the K-matrix method to fit the solutions here and extracted the poles. See Ref. [24] for formalism. The pole location is $3871.605 \pm 0.013 - i0.426 \pm 0.004$ MeV in RS-II. It is close to that of the present analysis. For T_{cc}^+ , our fit result is quite close to that of Ref. [24], so the pole information would be similar, i.e., $3874.74_{-0.04}^{+0.11} - i0.30_{-0.03}^{+0.05}$ MeV in RS-II. Obviously, all the masses of these poles are still below the relevant thresholds.

Assuming that the T_{cc}^+ and χ_{c1}^0 are isovectors, we obtain similar results. The fit results are summarized in Table II. One still has $\Delta M = -69 \pm 34$ keV for χ_{c1}^0 and $\Delta M = -342 \pm 85$ keV for T_{cc}^+ , and the box and triangle diagrams are found to be small compared with the tree diagrams. We also give predictions for the decay widths of the possible charge partners of T_{cc}^+ and χ_{c1}^0 . See Fig. 5. Notice that the partners of χ_{c1}^0 (T_{cc}^+) do not decay into

Parameters(isovector)	T_{cc}^+	χ_{c1}^0
M (MeV)	3874.758 ± 0.085	3871.619 ± 0.034
Γ_{tot} (MeV)	0.541 ± 0.064	1.496 ± 0.121
g_x	2.85 ± 0.270	...
\tilde{g}_x	...	2.53 ± 0.276
$b_2(DD^*)(\text{GeV}^{-3})$...	604167 ± 181372
$b_3(DD^*)(\text{GeV}^{-3})$...	172027 ± 161120
$\chi_{d.o.f}^2$	1.21	0.81

TABLE II. Fit results correspond to χ^2 per degree of freedom of 1.21 for the T_{cc}^+ and 0.81 for the χ_{c1}^0 .

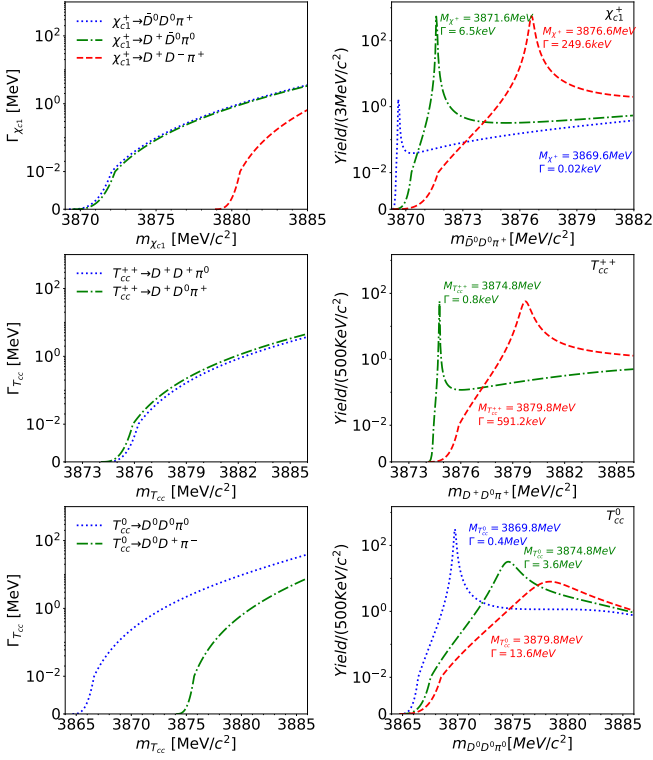


FIG. 5. The prediction of decay widths of $T_{cc}^{+,0}$ and χ_{c1}^{\pm} under the running of their masses.

DD^* or $D^*\bar{D}^*$ (DD or D^*D^*) states. This is required by the conservation of parity and can be checked by expanding the Lagrangians given in Eqs. (5,7). For instance, χ_{c1}^0 has a quantum number 1^{++} , but the final states $D^0\bar{D}^0$ would have a negative parity. From Fig.5, it can be found that the most likely decaying modes to search for the partners are $T_{cc}^{++} \rightarrow D^0 D^+ \pi^+$, $T_{cc}^0 \rightarrow D^0 D^0 \pi^0$, and $\chi_{c1}^{\pm} \rightarrow D^0 \bar{D}^0 \pi^{\pm}$. We compute the invariant mass spectra of these most likely channels, as shown in the bottom of Fig. 5. The normalization factors are set to be the same as those used in the fits. When the masses of the partners are close to the χ_{c1}^0 or T_{cc}^+ , their widths are rather small, requiring a high resolution for the experiment of LHCb, BESIII and Belle II. For instance, when $M_{\chi_{c1}^{\pm}} = 3871.6$ MeV, its width is only 6.5keV. In contrast, if the masses of these resonances are much larger

than the original ones, the widths are larger, but the line shapes are more flat. One needs high statistics to find them and, if they exist, this could be the reason why they have not been found yet.

Summary.– In this paper, the effective interaction Lagrangians of doubly charmed mesons and D/D^* mesons are constructed according to heavy quark spin symmetry and $SU(2)$ chiral symmetry. The masses and widths of the T_{cc}^+ and χ_{c1}^0 are extracted, $M_{T_{cc}^+} = 3874.758 \pm 0.055$ MeV, $\Gamma_{T_{cc}^+} = 0.541 \pm 0.047$ MeV, $M_{\chi_{c1}^0} = 3871.620 \pm 0.021$ MeV and $\Gamma_{\chi_{c1}^0} = 1.496 \pm 0.084$ MeV. Their masses do lie below the DD^* or DD^* thresholds. Especially, the mass difference of the T_{cc}^+ is $\Delta M = M_{T_{cc}^+} - (m_{D^0} + m_{D^{*+}}) = -342 \pm 55$ keV, and that of the χ_{c1}^0 is

$$\Delta M = M_{\chi_{c1}^0} - (m_{D^0} + m_{\bar{D}^{*0}}) = -70 \pm 21 \text{ keV}.$$

Besides, the contributions of the triangle and box diagrams are almost three to four orders smaller than those of the tree diagrams, no matter whether the T_{cc}^+ and χ_{c1}^0 are isoscalars or isovectors. We also predict three-body decay modes of the accompanying partners if the T_{cc}^+ and χ_{c1}^0 are isovectors, $T_{cc}^{0,++}$ and χ_{c1}^{\pm} , as shown in Fig. 5. These can be tested by future experiments.

Acknowledgements.– We thank Professors C. Meng, A. Pilloni, and S.-L. Zhang for helpful discussions. This work is supported by the National Natural Science Foundation of China with Grants No.12322502, 12335002, U1932110, and 11675051, Fundamental Research Funds for the central universities of China, and U.S. Department of Energy Grants No. DE-AC05-06OR23177 and No. DE-FG02- 87ER40365.

* dailingyun@hnu.edu.cn

† aszczepa@indiana.edu

- [1] D. Acosta *et al.* (CDF), *Phys. Rev. Lett.* **93**, 072001 (2004).
- [2] M. Ablikim *et al.* (BESIII), *Phys. Rev. Lett.* **110**, 252001 (2013).
- [3] R. Aaij *et al.* (LHCb), *Nature Phys.* **18**, 751 (2021).
- [4] R. Aaij *et al.* (LHCb), *Nature Commun.* **13**, 3351 (2021).
- [5] S. K. Choi *et al.* (Belle), *Phys. Rev. Lett.* **91**, 262001 (2003).
- [6] V. M. Abazov *et al.* (D0), *Phys. Rev. Lett.* **93**, 162002 (2004).
- [7] B. Aubert *et al.* (BaBar), *Phys. Rev. D* **73**, 011101 (2006).
- [8] M. Ablikim *et al.* (BESIII), *Phys. Rev. Lett.* **124**, 242001 (2020).
- [9] H. Hirata *et al.* (Belle), *Phys. Rev. D* **107**, 112011 (2023).
- [10] C. Hanhart, Y. S. Kalashnikova, A. E. Kudryavtsev, and A. V. Nefediev, *Phys. Rev. D* **76**, 034007 (2007).
- [11] P. Artoisenet, E. Braaten, and D. Kang, *Phys. Rev. D* **82**, 014013 (2010).
- [12] F.-K. Guo, *Phys. Rev. Lett.* **122**, 202002 (2019).

- [13] E. Braaten and M. Lu, *Phys. Rev. D* **76**, 094028 (2007).
- [14] X. Liu, Z.-G. Luo, Y.-R. Liu, and S.-L. Zhu, *Eur. Phys. J. C* **61**, 411 (2009).
- [15] O. Zhang, C. Meng, and H. Q. Zheng, *Phys. Lett. B* **680**, 453 (2009).
- [16] F.-K. Guo, C. Hanhart, U.-G. Meißner, Q. Wang, and Q. Zhao, *Phys. Lett. B* **725**, 127 (2013).
- [17] A. P. Szczepaniak, *Phys. Lett. B* **747**, 410 (2015).
- [18] Z.-H. Guo, *Phys. Rev. D* **96**, 074004 (2017).
- [19] M.-Z. Liu, T.-W. Wu, M. Pavon Valderrama, J.-J. Xie, and L.-S. Geng, *Phys. Rev. D* **99**, 094018 (2019).
- [20] R. Molina and E. Oset, *Eur. Phys. J. C* **80**, 451 (2020).
- [21] Z.-H. Zhang and F.-K. Guo, *Phys. Rev. Lett.* **127**, 012002 (2021).
- [22] C.-Y. Wang, C. Meng, Y.-Q. Ma, and K.-T. Chao, *Phys. Rev. D* **99**, 014018 (2019).
- [23] T.-W. Wu, Y.-W. Pan, M.-Z. Liu, S.-Q. Luo, X. Liu, and L.-S. Geng, *Phys. Rev. D* **105**, L031505 (2021).
- [24] L.-Y. Dai, X. Sun, X.-W. Kang, A. P. Szczepaniak, and J.-S. Yu, *Phys. Rev. D* **105**, L051507 (2021).
- [25] Q. Xin and Z.-G. Wang, *Eur. Phys. J. A* **58**, 110 (2022), [arXiv:2108.12597 \[hep-ph\]](https://arxiv.org/abs/2108.12597).
- [26] G.-J. Wang, Z. Yang, J.-J. Wu, M. Oka, and S.-L. Zhu, (2023), [arXiv:2306.12406 \[hep-ph\]](https://arxiv.org/abs/2306.12406).
- [27] M. Albaladejo, *Phys. Lett. B* **829**, 137052 (2022).
- [28] M.-L. Du, V. Baru, X.-K. Dong, A. Filin, F.-K. Guo, C. Hanhart, A. Nefediev, J. Nieves, and Q. Wang, *Phys. Rev. D* **105**, 014024 (2022).
- [29] M. Ablikim *et al.* (BESIII), *Phys. Rev. Lett.* **132**, 151903 (2024), [arXiv:2309.01502 \[hep-ex\]](https://arxiv.org/abs/2309.01502).
- [30] L. Dai, S. Fleming, R. Hodges, and T. Mehen, *Phys. Rev. D* **107**, 076001 (2023).
- [31] F.-K. Guo, C. Hanhart, U.-G. Meißner, Q. Wang, Q. Zhao, and B.-S. Zou, *Rev. Mod. Phys.* **90**, 015004 (2018), [Erratum: *Rev. Mod. Phys.* 94, 029901 (2022)].
- [32] N. Brambilla, S. Eidelman, C. Hanhart, A. Nefediev, C.-P. Shen, C. E. Thomas, A. Vairo, and C.-Z. Yuan, *Phys. Rept.* **873**, 1 (2020).
- [33] D.-L. Yao, L.-Y. Dai, H.-Q. Zheng, and Z.-Y. Zhou, *Rept. Prog. Phys.* **84**, 076201 (2021).
- [34] H.-X. Chen, W. Chen, X. Liu, Y.-R. Liu, and S.-L. Zhu, *Rept. Prog. Phys.* **86**, 026201 (2022).
- [35] We are aware that in Refs.[47, 48], an application of OPE within the heavy diquark effective theory has been performed on beauty-charmed baryons Ξ_{bc} .
- [36] A. F. Falk, *Nucl. Phys. B* **378**, 79 (1992).
- [37] A. V. Manohar and M. B. Wise, *Heavy quark physics*, 10 (Cambridge university press, 2000).
- [38] S. Fleming, M. Kusunoki, T. Mehen, and U. van Kolck, *Phys. Rev. D* **76**, 034006 (2007).
- [39] I. S. Gerstein and H. J. Schnitzer, *Phys. Rev.* **170**, 1638 (1968).
- [40] D. A. Nutbrown, *Phys. Rev. D* **1**, 2328 (1970).
- [41] M. Jamin and V. Mateu, *JHEP* **04**, 040 (2008).
- [42] L.-Y. Dai, J. Fuentes-Martín, and J. Portolés, *Phys. Rev. D* **99**, 114015 (2019).
- [43] J. Gasser and H. Leutwyler, *Annals Phys.* **158**, 142 (1984).
- [44] R. Casalbuoni, A. Deandrea, N. Di Bartolomeo, R. Gatto, F. Feruglio, and G. Nardulli, *Phys. Rept.* **281**, 145 (1997).
- [45] R. L. Workman *et al.* (Particle Data Group), *PTEP* **2022**, 083C01 (2022).
- [46] B. Efron, *Annals Statist.* **7**, 1 (1979).
- [47] Y.-J. Shi, W. Wang, Z.-X. Zhao, and U.-G. Meißner, *Eur. Phys. J. C* **80**, 398 (2020).
- [48] Q. Qin, Y.-J. Shi, W. Wang, G.-H. Yang, F.-S. Yu, and R. Zhu, *Phys. Rev. D* **105**, L031902 (2022).