

A proposal to characterize and quantify superoscillations

Yu Li,^{1,2,*} José Polo-Gómez,^{1,2,3,†} and Eduardo Martín-Martínez^{1,2,3,‡}

¹*Department of Applied Mathematics, University of Waterloo, Waterloo, Ontario, N2L 3G1, Canada*

²*Institute for Quantum Computing, University of Waterloo, Waterloo, Ontario, N2L 3G1, Canada*

³*Perimeter Institute for Theoretical Physics, Waterloo, Ontario, N2L 2Y5, Canada*

We present a formal definition of superoscillating function. We discuss the limitations of previously proposed definitions and illustrate that they do not cover the full gamut of superoscillatory behaviours. We demonstrate the suitability of the new proposal with several examples of well-known superoscillating functions that were not encompassed by previous definitions.

I. INTRODUCTION

The concept of superoscillations originated in [1] (although it was anticipated in [2–5]), and its mathematical foundations were first laid out in [6]. A great part of their appeal resides on their paradoxical nature: a bandlimited function (i.e., a function with a bounded Fourier spectrum) can, in a bounded interval, oscillate faster than its fastest Fourier component. Even more strikingly, this “superoscillatory behaviour” can be arbitrarily fast, and the intervals over which this phenomenon happens can be arbitrarily long (see, e.g., [7]).

Besides the perplexity that the notion induces on those who nowadays confront it for the first time, and despite the relative youth of the field, superoscillations have already had an impact across multiple areas of physics, ranging from the foundations of quantum mechanics [1, 8–21] to classical and quantum information [22–30]. They have also sparked remarkable technical applications, such as a way of working around the diffraction limit to improve optical imaging and focusing [31–47], and developing ultrafast optics [48–51], among many others.

The properties of superoscillations have been the object of extensive study, both from a mathematical [52–63] and a physical [64–77] perspective. However, even with all the progress that has been made so far, a clear-cut, rigorous definition of what it means for a function to display superoscillations is still arguably missing. One research line that has approached the problem of studying the mathematical properties of superoscillations (in a systematic, mathematically rigorous way) resorts to defining the concept of superoscillating sequences (see, e.g., [54, 78]), rather than defining what it means for a given, single function to display superoscillations. However, we will argue that this way of approaching superoscillations can be too restrictive. Most of the other lines of study, as far as we are aware of, have traditionally either used the most compelling and graphically self-evident examples as guiding principles (such as [13, 56, 69]), or used a notion of ‘local wavenumber’

that leads to a definition [52, 53, 67] that suffers from limitations and ambiguities, and does not identify superoscillations in some simple examples, as we will see in this paper.

Here, we propose a formal definition of what it means for a real-valued bandlimited function to display superoscillatory behaviour in a particular interval. This definition can be applied unambiguously to decide if any given function is superoscillating in any specified interval. We will also argue that the definition we introduce captures the physically relevant notion of superoscillations.

The paper is organized as follows: in Sec. II, we review the two main descriptions of superoscillations that have been previously used in the literature, and discuss the problems they exhibit. In Sec. III, we present two criteria to identify superoscillations, and we then use them to formulate a rigorous definition of superoscillating function in an interval. Sec. IV is dedicated to illustrating how the proposed definition identifies and quantifies superoscillations by testing it against several examples. Finally, we present our conclusions in Sec. V.

II. THE CHALLENGE OF DEFINING SUPEROSCILLATIONS

Perhaps surprisingly, after over 30 years of study, there is still no consensus on a rigorous definition of superoscillating function. In fact, the concept of superoscillations is usually introduced in the literature in a predominantly qualitative way. The reason for this is probably that it is actually very easy to provide an intuitive notion of superoscillation: a superoscillating function is a bandlimited function (i.e., with bounded Fourier transform) that exhibits a region (the superoscillating interval or set) where it oscillates with a frequency outside of its bandwidth. More colloquially, we would say that there are intervals in the graph of the function where it oscillates “faster than its fastest Fourier component” [7]. This intuitive notion is often complemented with the most preminent example of superoscillating function [1, 7, 66]:

$$g(x, a, N) := \left[\cos\left(\frac{x}{N}\right) + ia \sin\left(\frac{x}{N}\right) \right]^N \quad (1)$$

$$= \sum_{j=0}^N \frac{1}{2^N} \binom{N}{j} (1+a)^{N-j} (1-a)^j e^{i(1-2j/N)x}. \quad (2)$$

* yu.li@uwaterloo.ca

† jpologomez@uwaterloo.ca

‡ emartinmartinez@uwaterloo.ca

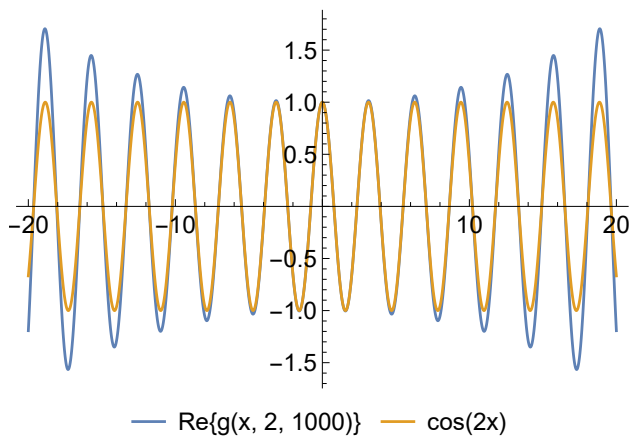


FIG. 1. Comparison between the real part of $g(x, 2, 1000)$ and $\cos(2x)$, showing superoscillations around $x = 0$.

As can be seen explicitly from Eq. (2), g is bandlimited to the interval $[-1, 1]$. However, from Eq. (1) it is also easy to see that near the origin $g(x, a, N) \approx e^{iax}$. Thus, for $|a| > 1$, f will exhibit superoscillations in a neighbourhood of $x = 0$, which is usually estimated to be the region $|x| < \sqrt{N}$ (see, e.g., [7, 66]). The superoscillatory behaviour of this family of functions is illustrated in Fig. 1, where $\text{Re}\{g(x, 2, 1000)\}$ and $\cos(2x)$ are shown to oscillate synchronically around $x = 0$.

One particular feature of the family of examples given by $g(x, a, N)$ is the fact that

$$\lim_{N \rightarrow \infty} g(x, a, N) = e^{iax}, \quad \forall x \in \mathbb{R}. \quad (3)$$

This convergence is, of course, pointwise in the whole real line, but it is also uniform when we restrict ourselves to a fixed compact interval. This property motivated the introduction of the concept of superoscillating sequence, which paved the way for a significant amount of the past and ongoing investigation of superoscillations from the mathematical point of view (see, e.g., [54, 78] for reviews): following [78], a generalized Fourier sequence $\{Y_n\}$ is a sequence of functions of the form

$$Y_n(x, a) = \sum_{j=0}^n C_j(n, a) e^{ik_j(n)x}, \quad (4)$$

where $n \in \mathbb{N}$, $x \in \mathbb{R}$, $a \in \mathbb{R}^+$, and C_j and k_j are real-valued functions, respectively. Such a sequence is then considered a *superoscillating sequence* in a compact set $K \subset \mathbb{R}$ if

$$\lim_{n \rightarrow \infty} Y_n(x, a) = e^{ig(a)x} \quad (5)$$

uniformly in K , with $|g(a)| > \sup_{j,n} |k_j(n)|$.

This definition, while formal, is still not a definition of superoscillating function. It defines specific classes of functions with a special property, rather than a property that a given function may or may not have. Furthermore,

even within the study of sequences of functions, the condition given by Eq. (5) is somewhat restrictive¹, since it does not allow the sequence to converge to any oscillating function, but specifically a monochromatic one. This, as we will see, excludes from the definition some functions that are arguably superoscillating from the qualitative point of view.

On the other hand, a popular attempt to characterize superoscillations for a generic function that relies on the qualitative notion of superoscillations was first considered in [6], and has been further used either as a definition or as a measure in later references, such as, e.g., [52, 53, 66, 67, 74]: in these references, a complex function u is defined to be superoscillating if its *local gradient*, or *local wavenumber*,

$$k(x) = \partial_x \arg u(x) = \text{Im} \frac{\partial_x u(x)}{u(x)}, \quad (6)$$

is higher than the frequency of its fastest Fourier component. $|k(x)|$ is then suggested as a measure of the degree of superoscillatory behaviour: the larger $|k(x)|$, the more significant the superoscillation. This definition has the clear advantage of its simplicity, and that it may, at first sight, seem to capture the intuition of what superoscillations ought to look like.

However, this definition has three critical issues. The first issue is that the local wavenumber defined in Eq. (6) is identically zero when evaluated for real-valued functions, regardless of their behaviour. Yet, we should be able to talk about a real-valued function being superoscillating, just in the same way we say that the real part of $g(x, a, N)$ is superoscillating (cf. Fig. 1). For physical superoscillations in, e.g., optics, the definition has been used by expressing the oscillating function as the real part of a complex-valued function, and then applying this definition to the latter (see, e.g., [67]). However, this procedure is ambiguous, since a real-valued function can have more than one complex-valued function of which it is the real part, and each of these complex functions can yield a different value of the local wavenumber: consider, for example [56],

$$h(x, m, n) = \cos(mx) \cos(nx), \quad (7)$$

for $m, n \in \mathbb{Z}$. Then, we have that

$$u_1(x, m, n) = \frac{e^{i(m+n)x} + e^{i(m-n)x}}{2} \quad (8)$$

and

$$u_2(x, m, n) = \frac{e^{i(m+n)x} + e^{-i(m-n)x}}{2} \quad (9)$$

¹ Although this definition of superoscillating sequence can be generalized [58, 60] to allow convergence to non-monochromatic functions, it is still limited to sequences of functions. Additionally, the generalization seems to be less practical: the (monochromatic-convergent) version presented here is by far the most widely used in the literature, even by the same authors of [58, 60].

satisfy that

$$h(x, m, n) = \text{Re}\{u_1(x, m, n)\} = \text{Re}\{u_2(x, m, n)\}. \quad (10)$$

However, for $n \neq m$,

$$k_1(x) = \text{Im} \frac{\partial_x u_1}{u_1} = m \neq n = \text{Im} \frac{\partial_x u_2}{u_2} = k_2(x). \quad (11)$$

This illustrates the ambiguity of this way of defining the local wavenumber for real-valued functions (and therefore of this definition of superoscillatory behaviour), also casting doubts on the ability to use $|k(x)|$ as a measure of the degree of superoscillation.

The previous issue could still be addressed by fixing a specific method to construct a complex-valued function from the real signal: for instance, it is standard in signal theory to obtain the local phase of a real function using the Hilbert transform [79]. Specifically, given an analytic real function $v(x)$, we can prescribe the complex-valued function u associated with v to be

$$u(x) = v(x) + i\text{H}[v](x), \quad (12)$$

where $\text{H}[v]$ denotes the Hilbert transform² of v . This particular choice has indeed been used in the context of superoscillations (see, e.g., [82]). However, even if we use this method, there is a second issue that this definition does not address: it still does not capture some superoscillatory behaviours. To illustrate this, consider once more the function in Eq. (7), in the particular case when $m = 1$ and $n = 2$. From Eq. (12), we find that the complex-valued function associated with $h(x, 1, 2)$ according to the Hilbert transform method is the one given precisely by Eq. (9), i.e., $u_2(x, 1, 2)$. Eq. (11) then yields a constant local wavenumber, $k(x) = 2$, while $h(x, 1, 2)$ is easily seen to be bandlimited to the interval $[-3, 3]$. This means that the definition of superoscillations in terms of the local wavenumber would not classify it as a superoscillating function. However, in Fig. 2 we can see that $h(x, 1, 2)$ oscillates almost synchronically with a function proportional³ to $\sin(4x)$, whose frequency is outside of the Fourier spectrum of $h(x, 1, 2)$, around $x = \pi/2$. This leads to the conclusion that $h(x, 1, 2)$ is indeed a superoscillating function, and yet its superoscillatory behaviour is not captured by the local wavenumber. To reinforce this point, consider also the square of a shifted

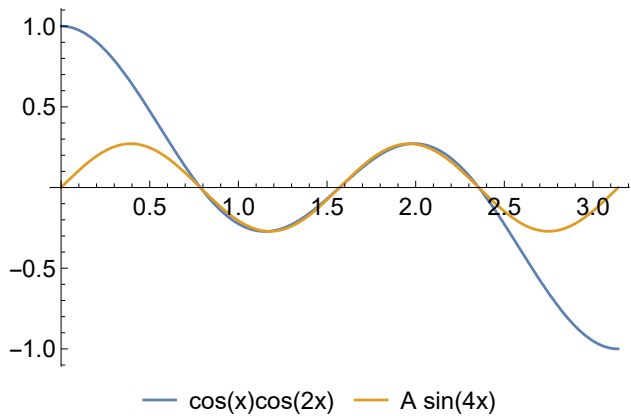


FIG. 2. Comparison between $h(x, 1, 2)$ and a function proportional to $\sin(4x)$ in the interval $[0, \pi]$. The plot suggests that $h(x, 1, 2)$ is superoscillating around $x = \pi/2$.

cosine, which was given as an example of superoscillating function (around $x = 0$) in [7, 46, 83]:

$$h_s(x, m) = [\cos(mx) - s]^2, \quad (15)$$

for some $0 < s < 1$. We can write

$$h_s(x, m) = \text{Re} \left\{ \frac{1}{2} e^{2imx} - 2s e^{imx} + \frac{1}{2} + s^2 \right\}, \quad (16)$$

where the complex-valued function inside the real part was obtained using the Hilbert transform method in Eq. (12). Using this prescription to evaluate the local wavenumber, it can be shown that

$$k(x) \leq m, \quad (17)$$

for all $x \in \mathbb{R}$. This means again that with this definition of superoscillations we could end up classifying this widely-accepted superoscillating function as non-superoscillating.

The third problem of the definition of superoscillations based on the local wavenumber is precisely its local nature, which implies that it can generally apply to superoscillating intervals that are “too short”, in the sense that the function oscillates much less than half a cycle. For instance, it was shown in [52] that one-dimensional monochromatic waves can exhibit superoscillations according to this definition, but these happen very briefly in the neighbourhood of points where the function is close to zero. Arguably, we should not expect to be able to use this kind of extremely brief superoscillation in practical applications, such as, e.g., encoding information [22, 24], or superresolution [32, 43]. Intuitively, the reason for this is that, even though it is not impossible that some of these functions are used to, e.g., encode *some* messages—in the same way a string of zeros can encode *one* message—it seems reasonable to expect that to be able to encode an alphabet in a wave with a certain rate, one needs at least half-wave oscillations within the

² The Hilbert transform of a function v is defined as [80]

$$\text{H}[v](x) = \frac{1}{\pi} \text{PV} \int_{-\infty}^{\infty} dt \frac{v(t)}{x-t} = \frac{1}{\pi} \lim_{\epsilon \rightarrow 0^+} \int_{|x-t| > \epsilon} dt \frac{v(t)}{x-t}, \quad (13)$$

and its Fourier transform satisfies [81]

$$\mathcal{F}\{\text{H}[v]\}(\omega) = -i \text{sgn } \omega \mathcal{F}\{v\}(\omega). \quad (14)$$

³ The proportionality constant is simply picked to match the amplitude of $h(x, 1, 2)$ around the superoscillating interval.

distance between one sample and the next one, otherwise an encoding scheme that uses superoscillations can hardly take advantage of them to increase the information density. This is even more so for optical applications of superoscillations such as superresolution, where overcoming the diffraction limit relies on having shorter but full wavelengths for some period of time. Because of this, we argue that those functions displaying a superoscillatory behaviour that is not long-lived enough should not be considered superoscillating functions for practical purposes.

This analysis reveals that there is room to propose a new definition that can be universally applied to any given function. This is the problem that we address in the following section.

III. IDENTIFYING SUPEROSCILLATIONS

In this section, we introduce a formal definition of superoscillatory behaviour that does not exhibit the problems of previous proposals. First, we will introduce the two criteria on which the definition relies. As we will see, these two criteria allow us to discriminate whether a given real-valued one-dimensional function is superoscillating or not in certain intervals. The definition then generalizes this to arbitrary intervals.

The first criterion is designed to capture superoscillations around a specific horizontal reference line, $y = c$.

Criterion 1 (Sine criterion for $y = c$). *Given a real-valued one-dimensional function f which is bandlimited to $[-\pi W, \pi W] \subset \mathbb{R}$, and given $b_1, b_2 \in \mathbb{R}$ such that $b_1 < b_2$ and $f(b_1) = f(b_2) = c$, let*

$$a_k = \int_{b_1}^{b_2} dx [f(x) - c] \sin\left(\frac{\pi k(x - b_1)}{b_2 - b_1}\right), \quad (18)$$

for each $k \in \mathbb{N}$, be the Fourier sine coefficients over the interval $[b_1, b_2]$ around the horizontal line $y = c$. If we denote with $k_0 \in \mathbb{N}$ the smallest natural number that satisfies $k_0 > W(b_2 - b_1)$, we define

$$Q_{\text{sin}} := \sqrt{\frac{\sum_{k=k_0}^{\infty} |a_k|^2}{\sum_{k=1}^{\infty} |a_k|^2}}. \quad (19)$$

Then, we say that f is superoscillating around $y = c$ in the interval $[b_1, b_2]$ if $Q_{\text{sin}} > 1/2$.

Notice that the Fourier sine coefficients evaluated according to Eq. (18) are exactly the Fourier coefficients of a periodic function with period (at most) $2(b_2 - b_1)$ that is odd with respect to the vertical line $x = b_1$. In a way, we are evaluating a ‘‘local Fourier spectrum’’⁴ of

⁴ By *local Fourier spectrum* we mean that this is the Fourier spectrum of the periodic (odd with respect to $x = b_1$) extension of the function f in the interval $[b_1, b_2]$, as opposed to the (in general continuous) Fourier spectrum of the whole function f in \mathbb{R} .

the function with the information available in the interval $[b_1, b_2]$. Thus, the quantity Q_{sin} is simply the ratio between two quantities: i) the (2-norm⁵) weight of the local Fourier sine coefficients associated with frequencies outside the total Fourier spectrum of the function f , and ii) the weight of all the local Fourier sine coefficients together. The criterion then establishes that if the superoscillating contributions (i.e., the ones with a frequency beyond the bandlimit) stand for more than half the weight of the contributions of all the Fourier sine coefficients, then the function should be considered to display a superoscillatory behaviour around $y = c$ in the interval $[b_1, b_2]$.

It is worth remarking that this criterion cannot be applied to just any interval, but specifically, those for which the function has value c at its endpoints. Thus, the sine criterion alone might not be enough to characterize superoscillations when there is not a specific horizontal line of reference around which the function oscillates. That is why we introduce a second criterion, designed to capture superoscillations precisely in such scenarios.

Criterion 2 (Cosine criterion). *Given a real-valued one-dimensional function f which is bandlimited to $[-\pi W, \pi W] \subset \mathbb{R}$, and given $b_1, b_2 \in \mathbb{R}$ such that $b_1 < b_2$ and $f'(b_1) = f'(b_2) = 0$, let*

$$a_k = \int_{b_1}^{b_2} dx f(x) \cos\left(\frac{\pi k(x - b_1)}{b_2 - b_1}\right), \quad (20)$$

for each $k \in \mathbb{N}$, be the Fourier cosine coefficients over the interval $[b_1, b_2]$. If we denote with $k_0 \in \mathbb{N}$ the smallest natural number that satisfies $k_0 > W(b_2 - b_1)$, we define

$$Q_{\text{cos}} := \sqrt{\frac{\sum_{k=k_0}^{\infty} |a_k|^2}{\sum_{k=1}^{\infty} |a_k|^2}}. \quad (21)$$

Then, we say that f is superoscillating in the interval $[b_1, b_2]$ if $Q_{\text{cos}} > 1/2$.

Here, the Fourier cosine coefficients evaluated according to Eq. (20) are exactly the Fourier coefficients of a periodic function with period (at most) $2(b_2 - b_1)$ that is even with respect to the vertical line $x = b_1$. In a way, we are again evaluating a ‘‘local Fourier spectrum’’⁶ of the function with the information available in the interval $[b_1, b_2]$. The quantity Q_{cos} is, in a completely analogous fashion, a ratio between the weight of the Fourier

⁵ The choice of the 2-norm to measure the ‘weight’ of each contribution is based on the fact that it is invariant under Fourier transform. This is also the reason why we use $1/2$ as the threshold for superoscillatory behaviour, i.e., when more than half the weight of the Fourier spectrum is outside the bandlimit. Nevertheless, if a particular problem demands the use of a different norm or threshold, the sine criterion (as well as the upcoming cosine criterion) can be trivially modified to adapt to these different choices.

⁶ Now considering the periodic (even with respect to $x = b_1$) extension of the function f in the interval $[b_1, b_2]$.

coefficients associated with superoscillating modes and the total weight of all the coefficients together except for the zero mode (which accounts for the possible vertical translation of the function, without altering its spectrum elsewhere). Then, we consider the function to be superoscillating in the interval if the superoscillating modes have more overall weight in the local Fourier decomposition than the ones within the bandlimited Fourier spectrum of the function. This criterion, which can only be applied to intervals whose endpoints are local extrema of the function, seems intuitively less restrictive than the sine criterion. The sine criterion is indeed tailored for those situations in which the *only* oscillations of interest are about a particular horizontal line, while the cosine criterion allows for oscillations that do not necessarily have a prespecified horizontal line they oscillate about. Nevertheless, the cosine and the sine criteria are generally applied to different intervals, and therefore it is not possible in principle to prove an inequality that establishes a hierarchy between them.

Once we have introduced the sine and cosine criteria, we can give the following definitions of superoscillating function.

Definition (Superoscillating function in an interval). *A real-valued one-dimensional bandlimited function f is considered to display superoscillations around $y = c$ in an interval I if there exist intervals I_1 and I_2 such that $I_1 \subseteq I \subseteq I_2$, and the sine criterion for $y = c$ is satisfied for both I_1 and I_2 . Alternatively, f is considered to display superoscillations in I if there exist intervals I_1 and I_2 such that $I_1 \subseteq I \subseteq I_2$, and the cosine criterion is satisfied for both I_1 and I_2 .*

As a remark, note that the inclusions $I_1 \subseteq I \subseteq I_2$ are not necessarily strict, and therefore if I is an interval that satisfies one of the two criteria, then the definition is automatically satisfied by choosing $I_1 = I_2 = I$.

This definition addresses at first glance some of the issues of the traditional criteria, since 1) it is well defined for any given real-valued one-dimensional bandlimited function, and 2) they can only answer affirmatively the question of whether a function is superoscillating or not in intervals that are long enough to capture at least half a (super)oscillation. This property rules out by fiat those functions that display superoscillations that are too short-lived to be of practical use. Moreover, in the next section we will see that this definition identifies superoscillatory behaviours that the other definitions do not capture. We will also see that, since Q_{\sin} and Q_{\cos} represent overall contributions of the superoscillating modes (and in particular they are exactly zero for sines and cosines), these values can be used as measures of the degree of superoscillatory behaviour displayed by the function of interest.

Notice that this definition is intended to capture superoscillations about horizontal lines (whether specified, as in the sine criterion, or unspecified, as in the cosine one). However, it is possible to readily generalize the defini-

tion to account for superoscillations about sloped lines, or even around an arbitrary polynomial $p(x)$ by virtue of applying the criteria on the function $\tilde{f}(x) = f(x) - p(x)$.

IV. EXAMPLES

In this section, we apply the definition of superoscillating function given in Sec. III to a variety of examples, both superoscillating and non-superoscillating, to check how it correctly captures the qualitative description of whether a function has superoscillations or not in a particular interval. For greater clarity, we will discuss the sine and cosine criteria separately.

For the sake of simplicity, here we only consider examples in which the oscillation happens about $y = 0$. Also for convenience, we will analyze functions that are odd using the sine criterion and those that are even using the cosine criterion.

A. Sine criterion

The first example that we consider here is the imaginary part of $g(x, a, N)$, as defined in Eq. (1). In particular, we will examine the cases $N = 10$ and $N = 20$, for $a = 2$, which are represented in Figs. 3a and 4a. These functions are bandlimited to $[-1, 1]$, but they are known to display superoscillations around $x = 0$, as the figures illustrate. For these functions, we evaluated Q_{\sin} in intervals of the form $[0, b]$, for several consecutive zeros $b > 0$ as right endpoints. Notice that since these functions are odd, the value of Q_{\sin} in the intervals $[0, b]$ and $[-b, b]$ is the same. The results for Q_{\sin} are plotted in Figs. 3b and 4b, and support that the functions are superoscillating around $x = 0$. Notice that even though the deviation of these functions from the monochromatic $\sin(2x)$ is evident relatively soon (after the first or second zero), the value of Q_{\sin} witnesses superoscillatory behaviour for much longer than this. The reason is that even if these functions stop resembling a monochromatic function relatively close to the origin, they superoscillate (i.e., locally oscillate faster than the fastest Fourier component) for longer than this. This behaviour is captured as superoscillating by the definition we propose here, but is missed by the definition based on superoscillating sequences, which estimates the superoscillating behaviour to happen only where the function is approximately monochromatic (i.e., the region which is called in [66] of ‘fast superoscillations’, corresponding here to $|x| < \sqrt{N}$).

An even better example of how the definition based on superoscillating sequences could not capture general enough superoscillatory behaviours is the family of functions given by the sum $g(x, 2, N) + g(x, 3, N)$, which is bandlimited to $[-1, 1]$, and whose imaginary part for the case $N = 20$ is represented in Fig. 5a. Clearly,

$$\lim_{N \rightarrow \infty} g(x, 2, N) + g(x, 3, N) = e^{2ix} + e^{3ix}, \quad (22)$$

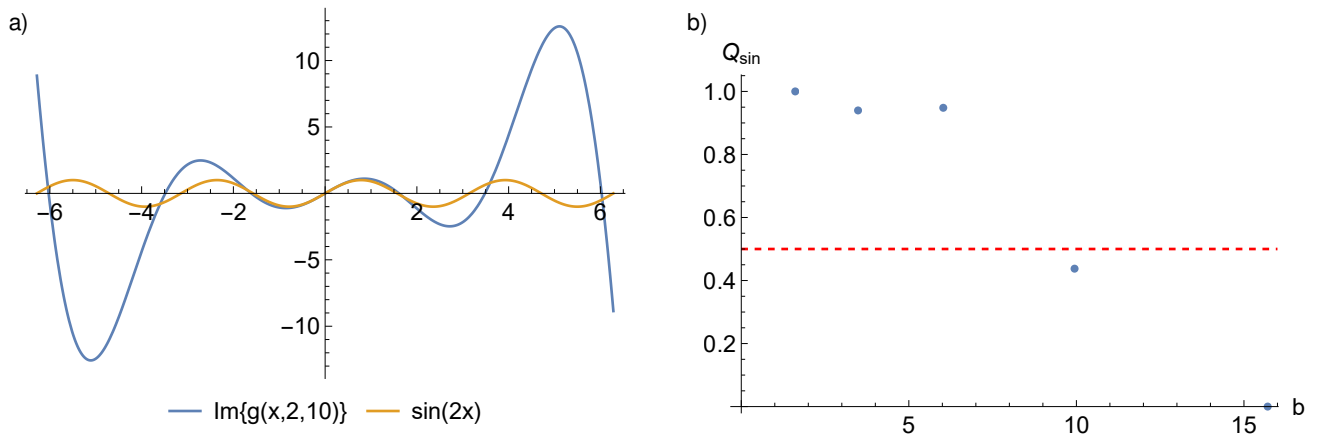


FIG. 3. a) Comparison between the imaginary part of $g(x,2,10)$ and $\sin(2x)$ in the interval $[-2\pi, 2\pi]$, showing that $\text{Im}\{g(x,2,10)\}$ is superoscillating around $x = 0$. b) Values of Q_{sin} for intervals of the form $[0, b]$, as a function of the right endpoint $b > 0$. The value of Q_{sin} was plotted for consecutive zeros, until two points were reached for which $Q_{\text{sin}} < 1/2$, indicating the end of the superoscillating interval.

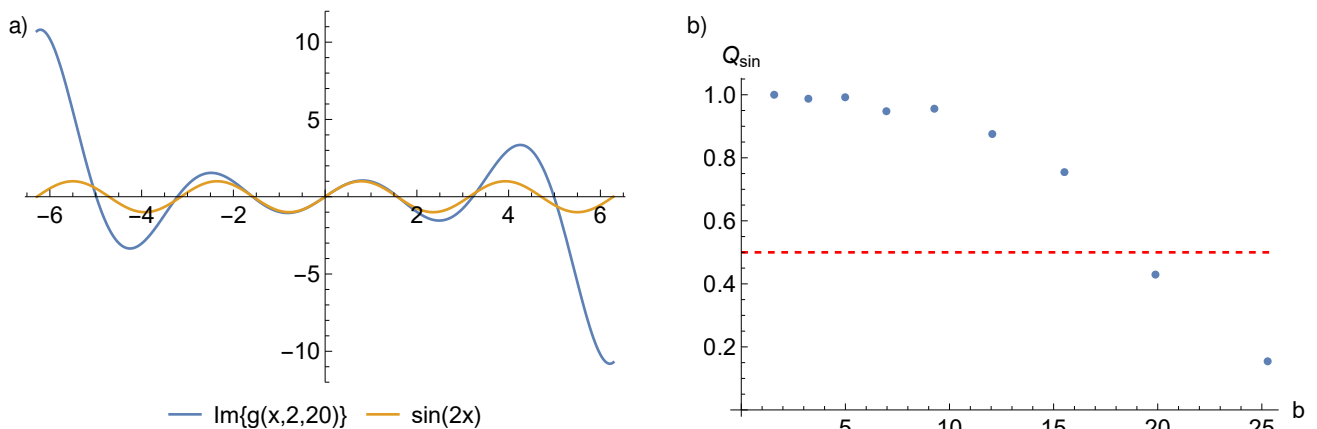


FIG. 4. a) Comparison between the imaginary part of $g(x,2,20)$ and $\sin(2x)$ in the interval $[-2\pi, 2\pi]$, showing that $\text{Im}\{g(x,2,20)\}$ is superoscillating around $x = 0$. b) Values of Q_{sin} for intervals of the form $[0, b]$, as a function of the right endpoint $b > 0$. The value of Q_{sin} was plotted for consecutive zeros, until two points were reached for which $Q_{\text{sin}} < 1/2$, indicating the end of the superoscillating interval.

which is not a monochromatic function. Yet, Fig. 5a shows that $\text{Im}\{g(x,2,N) + g(x,3,N)\}$ oscillates synchronically with $2\sin(5x/2)$ around $x = 0$, and this superoscillatory behaviour is corroborated by the values of Q_{sin} plotted in Fig. 5b. Notice that, near $x = 0$,

$$\text{Im}\{g(x,2,N) + g(x,3,N)\} \approx 2\sin\frac{5x}{2}\cos\frac{x}{2}. \quad (23)$$

Thus, close enough to the origin the cosine factor is approximately 1, and the function can be approximated just by the sine. This explains the synchronic oscillation of the function and $2\sin(5x/2)$, but also makes it clear that, even if it is small, the cosine factor prevents the sequence $g(x,2,N) + g(x,3,N)$ from converging to $2\sin(5x/2)$ in any compact interval containing $x = 0$, even though it resembles to it.

The next example we consider is $\text{Im}\{F(x,1,0.2)\}$,

where,

$$F(x, A, \delta) = \frac{\text{erf}\left(\frac{iA+2i\delta^2x+2}{\delta\sqrt{2+2i\delta^2x}}\right) + \text{erf}\left(\frac{-iA+2i\delta^2x+2}{\delta\sqrt{2+2i\delta^2x}}\right)}{2\sqrt{1+i\delta^2x}} \times \exp\left(\frac{ix(A^2+2i\delta^2x+2)}{2(1+i\delta^2x)}\right). \quad (24)$$

F is shown to be bandlimited in $[-1, 1]$ in [6], and it is argued to superoscillate around $x = 0$, as its graph in Fig. 6a illustrates. The evaluation of Q_{sin} yields the results plotted in Fig. 6b, which again successfully characterizes the superoscillatory behaviour.

One more example we use to test the criterion is

$$G(x, s, D) = \frac{3\sqrt{3}}{2} \left(\frac{x^3}{s^3} - \frac{x}{s} \right) \text{sinc}^4(t/4D). \quad (25)$$

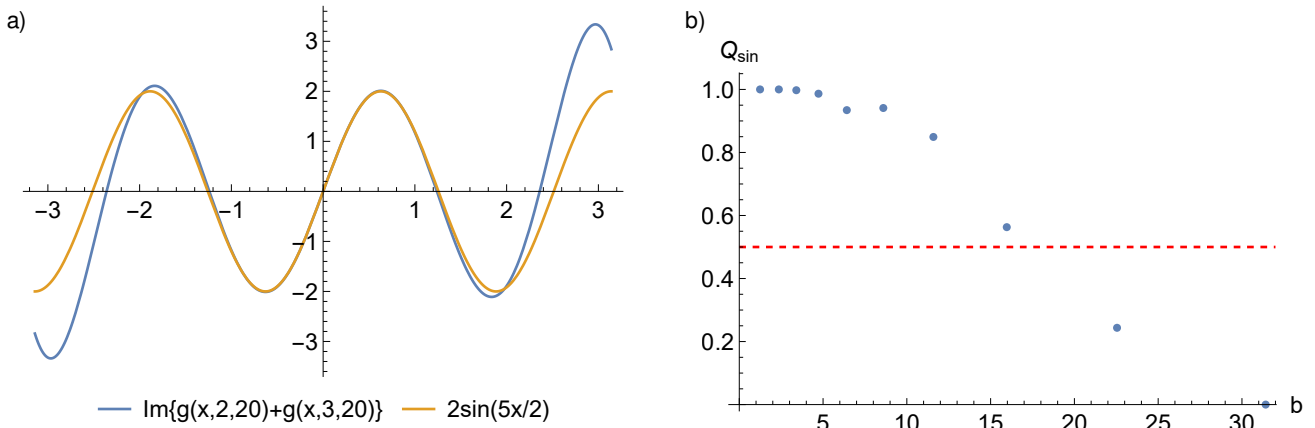


FIG. 5. a) Comparison between the imaginary part of $g(x, 2, 20) + g(x, 3, 20)$ and $2\sin(5x/2)$ in the interval $[-\pi, \pi]$, showing that $\text{Im}\{g(x, 2, 20) + g(x, 3, 20)\}$ is superoscillating around $x = 0$. b) Values of Q_{sin} for intervals of the form $[0, b]$, as a function of the right endpoint $b > 0$. The value of Q_{sin} was plotted for consecutive zeros, until two points were reached for which $Q_{\text{sin}} < 1/2$, indicating the end of the superoscillating interval.

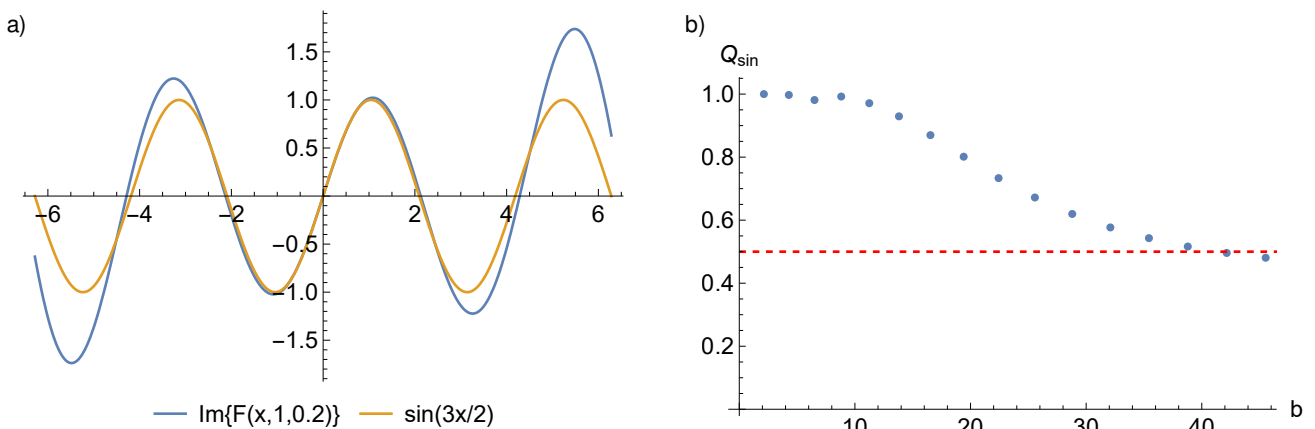


FIG. 6. a) Comparison between the imaginary part of $F(x, 1, 0.2)$ and $\sin(3x/2)$ in the interval $[-2\pi, 2\pi]$, showing that $\text{Im}\{F(x, 1, 0.2)\}$ is superoscillating around $x = 0$. b) Values of Q_{sin} for intervals of the form $[0, b]$, as a function of the right endpoint $b > 0$. The value of Q_{sin} was plotted for consecutive zeros, until two points were reached for which $Q_{\text{sin}} < 1/2$, indicating the end of the superoscillating interval.

The particular case $G(x, 1, 1)$ is represented in Fig. 7a. In [84], G was shown to be bandlimited to $[-1, 1]$, and argued to be superoscillating around $x = 0$, for $D \geq 1$ and $s \leq 1$. This superoscillatory behaviour is indeed witnessed by the Q_{sin} values plotted in Fig. 7b.

Finally, we can revisit $h(x, 1, 2)$, which was given in Eq. (7) and represented in Fig. 2, and which we showed in Sec. II that the local wavenumber definition fails to identify as superoscillating. Looking at its graph, the function clearly displays a superoscillatory behaviour around $x = \pi/2$. Since the function is odd with respect to this point, we evaluate Q_{sin} for intervals $[\pi/2, b]$, for consecutive zeros of the function $b > \pi/2$. The results are plotted in Fig. 8, showing that the sine criterion does identify the superoscillatory behaviour of this function around $x = \pi/2$.

B. Cosine criterion

The first example that we consider here is $\text{Re}\{g(x, a, N)\}$. In particular, we study the cases $N = 10$ and $N = 20$, for $a = 2$, i.e., the real counterparts of the functions we examined in Sec. IV A, which are represented in Figs. 9a and 10a, respectively. For these functions, we evaluated Q_{cos} in intervals of the form $[0, b]$, for several consecutive extremum points $b > 0$ as right endpoints. Notice that, since these functions are even, the value of Q_{cos} for the intervals $[0, b]$ and $[-b, b]$ are the same. The values of Q_{cos} are plotted in Figs. 9b and 10b, showing that the cosine criterion correctly identifies the superoscillatory behaviour around $x = 0$.

The next example we consider here is $\text{Re}\{F(x, 1, 0.2)\}$, once more the real part of a function whose imaginary part we analyzed in Sec. IV A, with $F(x, A, \delta)$ being de-

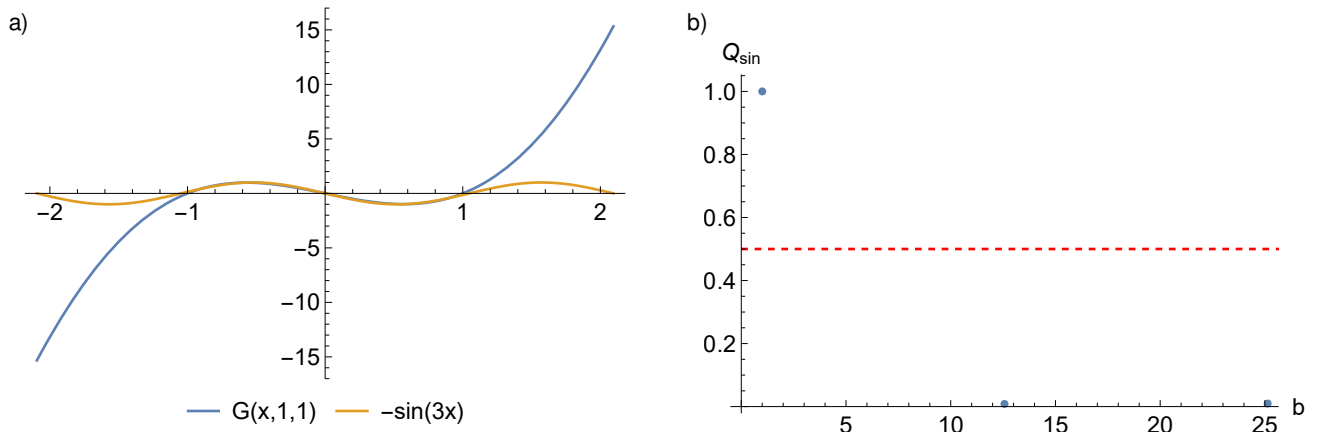


FIG. 7. a) Comparison between $G(x, 1, 1)$ and $-\sin(3x)$ in the interval $[-2\pi/3, 2\pi/3]$, showing that $G(x, 1, 1)$ is superoscillating around $x = 0$. b) Values of Q_{\sin} for intervals of the form $[0, b]$, as a function of the right endpoint $b > 0$. The value of Q_{\sin} was plotted for consecutive zeros, until two points were reached for which $Q_{\sin} < 1/2$, indicating the end of the superoscillating interval.

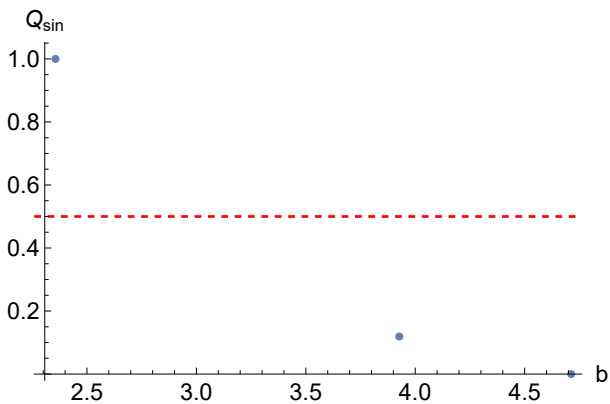


FIG. 8. Values of Q_{\sin} for $h(x, 1, 2)$ in intervals of the form $[\pi/2, b]$, as a function of the right endpoint $b > \pi/2$. The value of Q_{\sin} was plotted for consecutive zeros, until two points were reached for which $Q_{\sin} < 1/2$, indicating the end of the superoscillating interval.

finied in Eq. (24). Like its imaginary counterpart, this function is bandlimited to $[-1, 1]$ and superoscillating around $x = 0$, as its graph in Fig. 11a illustrates. The values of Q_{\cos} , which are plotted in Fig. 11b, indeed report this superoscillatory behaviour.

As our last example, we can revisit the square of the shifted cosine, which we denoted as $h_s(x, m)$ in Eq. (15). This function, represented in Fig. 12a for the particular case $m = 1$ and $s = 1/2$, was used in Sec. II as another example of superoscillation that is not captured by the definition based on the local wavenumber. The results of Q_{\cos} , plotted in Fig. 12b, show that the definition proposed here captures the superoscillatory behaviour of the function around $x = 0$. The value of Q_{\cos} drops when evaluated with the second extremum point as right endpoint. This indicates that the superoscillation is short-lived, in agreement with the graphical estimates in [7, 83]. It is also easy to observe in Fig. 12b that there is a no-

ticeable increase of Q_{\cos} for the third and fifth extremum points ($b = 5\pi/3$ and $7\pi/3$). This is due to the onset of a new superoscillating interval around $x = 2\pi$. While the function $h_{1/2}(x, 1)$ is not superoscillating in the whole interval $[0, 5\pi/3]$, or in the whole interval $[0, 7\pi/3]$, one can see how Q_{\cos} still captures this onset. This reinforces the idea that it can be used not only as a witness, but also as a measure of the degree of superoscillatory behaviour.

Finally, to further support the adequacy of the proposed definition of superoscillations, it is worth confronting our criteria against examples of non-superoscillating functions, to make sure they do not produce false positives. First, we can consider the case of $(\cos x)^2$, for which the value of Q_{\cos} can be easily calculated. Specifically, for intervals of the form $[0, b]$, where $b = \alpha\pi/2$ with $\alpha \in \mathbb{N}$,

$$a_k = \int_0^{\alpha\pi/2} dx (\cos x)^2 \cos\left(\frac{2kx}{\alpha}\right) = \begin{cases} \alpha\pi/4 & \text{if } k = 0 \\ \alpha\pi/8 & \text{if } k = \alpha \\ 0 & \text{otherwise} \end{cases}. \quad (26)$$

Since $(\cos x)^2$ is bandlimited to $[-2, 2]$ (i.e., $W = 2/\pi$), the smallest natural number greater than $Wb = \alpha$ is $k_0 = \alpha + 1$, and thus $Q_{\cos} = 0$ for intervals of the form $[0, b]$, with the right endpoint b being an extremum point, as the application of the cosine criterion requires.

We can also check that the cosine criterion does not identify any superoscillatory behaviour around $x = 0$ for the functions $\text{sinc } x$ and $(\text{sinc } x)^2$, which are bandlimited to $[-1, 1]$ and $[-2, 2]$, respectively. Their graphical representations in Figs. 13a and 14a show that these functions do not superoscillate, and their respective results for Q_{\cos} plotted in Figs. 13b and 14b are in agreement with this qualitative judgement.

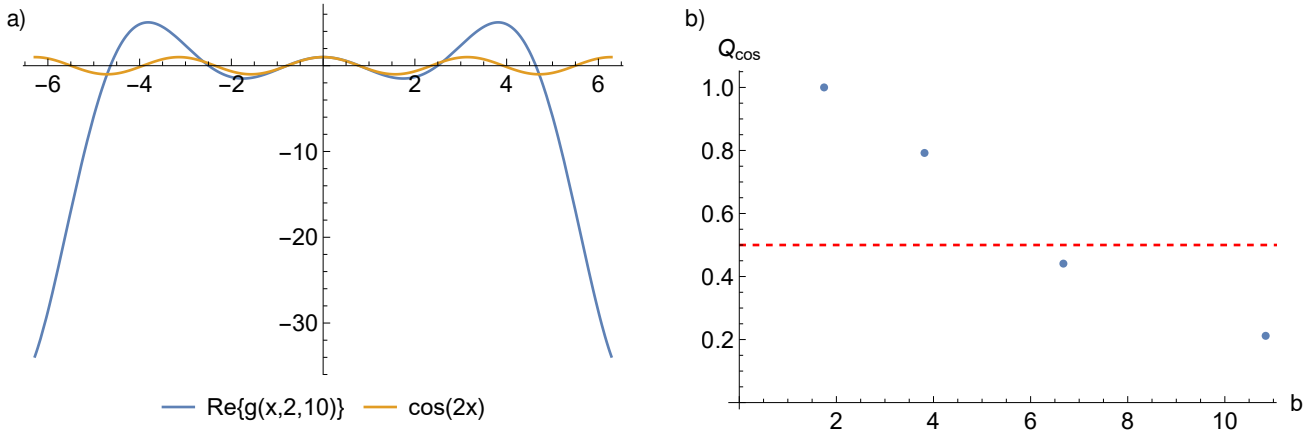


FIG. 9. a) Comparison between the real part of $g(x, 2, 10)$ and $\cos(2x)$ in the interval $[-2\pi, 2\pi]$, showing that $\text{Re}\{g(x, 2, 10)\}$ is superoscillating around $x = 0$. b) Values of Q_{\cos} for intervals of the form $[0, b]$, as a function of the right endpoint $b > 0$. The value of Q_{\cos} was plotted for consecutive extremum points, until two points were reached for which $Q_{\cos} < 1/2$, indicating the end of the superoscillating interval.

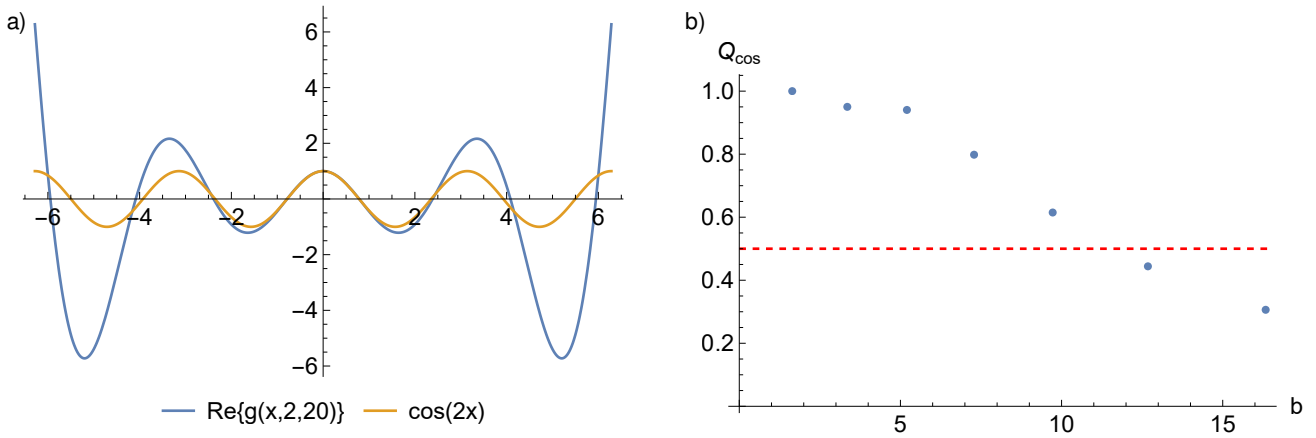


FIG. 10. a) Comparison between the real part of $g(x, 2, 20)$ and $\cos(2x)$ in the interval $[-2\pi, 2\pi]$, showing that $\text{Re}\{g(x, 2, 20)\}$ is superoscillating around $x = 0$. b) Values of Q_{\cos} for intervals of the form $[0, b]$, as a function of the right endpoint $b > 0$. The value of Q_{\cos} was plotted for consecutive extremum points, until two points were reached for which $Q_{\cos} < 1/2$, indicating the end of the superoscillating interval.

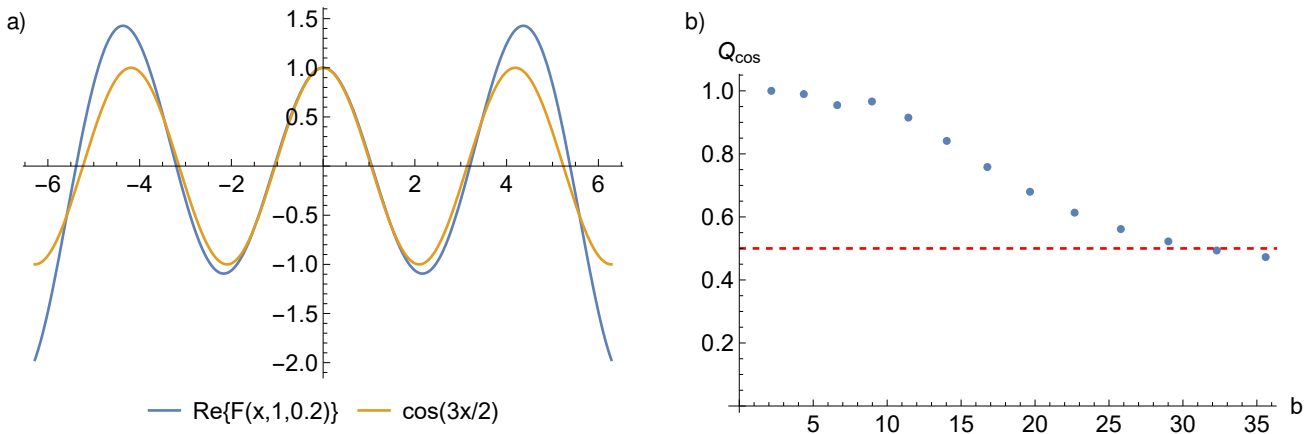


FIG. 11. a) Comparison between the real part of $F(x, 1, 0.2)$ and $\cos(3x/2)$ in the interval $[-2\pi, 2\pi]$, showing that $\text{Re}\{F(x, 1, 0.2)\}$ is superoscillating around $x = 0$. b) Values of Q_{\cos} for intervals of the form $[0, b]$, as a function of the right endpoint $b > 0$. The value of Q_{\cos} was plotted for consecutive extremum points, until two points were reached for which $Q_{\cos} < 1/2$, indicating the end of the superoscillating interval.

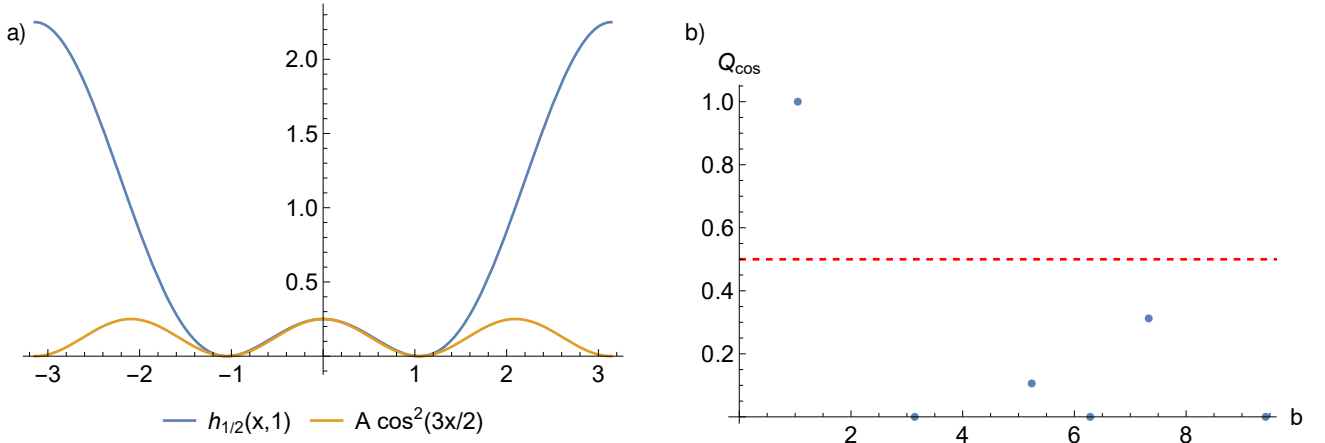


FIG. 12. a) Comparison between $h_{1/2}(x,1)$ and a function proportional to $\cos^2(3x/2)$ in the interval $[-\pi, \pi]$, showing that $h_{1/2}(x,1)$ is superoscillating around $x = 0$. b) Values of Q_{\cos} for intervals of the form $[0, b]$, as a function of the right endpoint $b > 0$. The value of Q_{\cos} was plotted for consecutive extremum points until past the centre of the next superoscillation (around $x = 2\pi$), in order to show how this reflects on the value of Q_{\cos} as an increase.

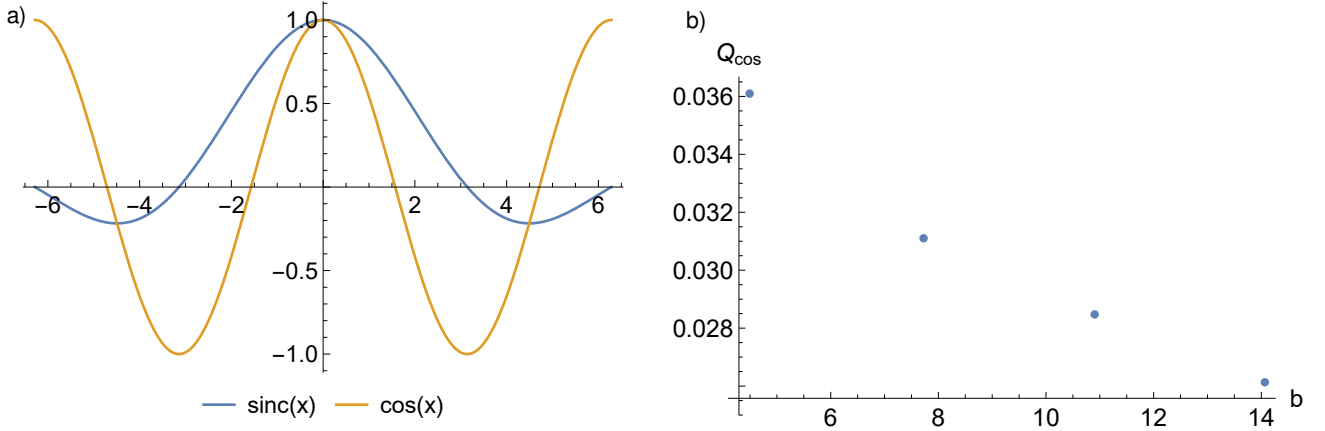


FIG. 13. a) Comparison between $\text{sinc } x$ and $\cos x$ in the interval $[-2\pi, 2\pi]$, showing that $\text{sinc } x$ is not superoscillating around $x = 0$. b) Values of Q_{\cos} for intervals of the form $[0, b]$, as a function of the right endpoint $b > 0$. The values of Q_{\cos} were plotted for four consecutive extremum points, showing that all of them (easily) satisfy $Q_{\cos} < 1/2$.

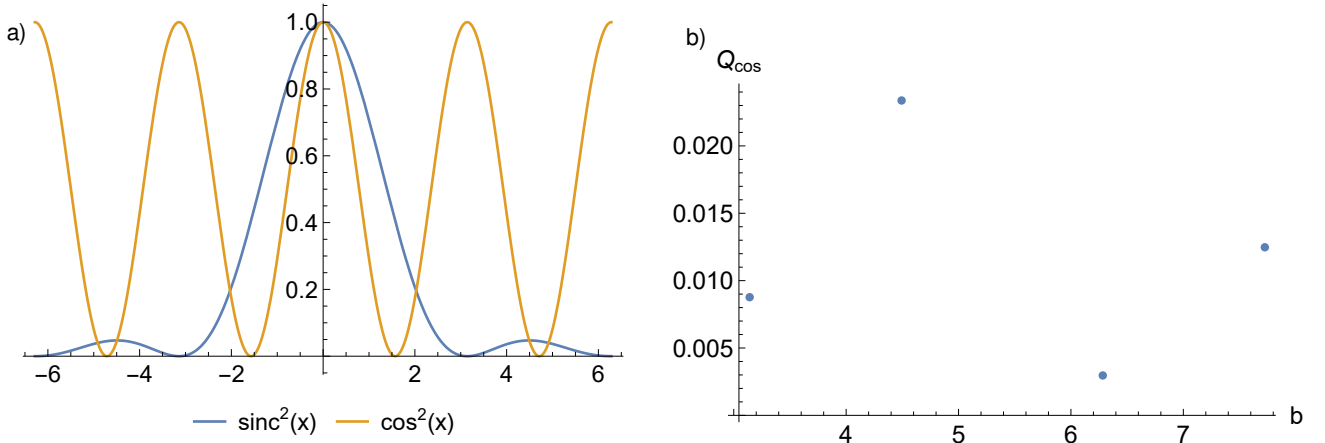


FIG. 14. a) Comparison between $(\text{sinc } x)^2$ and $(\cos x)^2$ in the interval $[-2\pi, 2\pi]$, showing that $(\text{sinc } x)^2$ is not superoscillating around $x = 0$. b) Values of Q_{\cos} for intervals of the form $[0, b]$, as a function of the right endpoint $b > 0$. The values of Q_{\cos} were plotted for four consecutive extremum points, showing that all of them (easily) satisfy $Q_{\cos} < 1/2$.

V. CONCLUSION AND OUTLOOK

We proposed a rigorous definition of superoscillating function in an interval that also allows us to quantify the degree of such superoscillation. We illustrated through several examples that the definition captures the superoscillatory behaviour of functions that are widely accepted in the literature as superoscillating, and classifies as non-superoscillating other functions that should not be identified as such. Moreover, it does not suffer from any of the issues that we argue are exhibited by previous proposals.

Having a quantifier of superoscillations that is connected to their potential physical relevance can open new avenues for the formal study of superoscillations, as well as for the discovery of new superoscillating functions and methods to generate them. There is also plenty of room for generalizations, including, e.g., the prospect that the phenomenon of superoscillations can manifest

itself—albeit in an approximate way—outside the realm of bandlimited functions [85].

ACKNOWLEDGMENTS

The authors would like to thank Achim Kempf for helpful discussions and feedback on the manuscript. YL acknowledges the support of the Undergraduate Research Award from the Institute for Quantum Computing. JPG acknowledges the support of a Mike and Ophelia Lazaridis Fellowship, as well as the support of a fellowship from “La Caixa” Foundation (ID 100010434, code LCF/BQ/AA20/11820043). EMM acknowledges support through the Discovery Grant Program of the Natural Sciences and Engineering Research Council of Canada (NSERC). EMM also acknowledges support of his Ontario Early Researcher award.

-
- [1] Y. Aharonov, S. Popescu, and D. Rohrlich, How can an infra-red photon behave as a gamma ray? (1991), Tel-Aviv University Preprint TAUP.
- [2] H. Wolter, Zur Frage des Lichtweges bei Totalreflexion, *Z. Naturforsch. A* **5**, 276 (1950).
- [3] H. Wolter, Concerning the path of light upon total reflection, *J. Opt. A: Pure Appl. Opt.* **11**, 090401 (2009).
- [4] G. T. Di Francia, Super-gain antennas and optical resolving power, *Nuovo Cimento* **9**, 426 (1952).
- [5] J. F. Nye and M. V. Berry, Dislocations in wave trains, *Proc. R. Soc. Lond. A* **336**, 165 (1974).
- [6] M. V. Berry, Faster than Fourier, in *Quantum Coherence and Reality*, edited by J. S. Anandan and J. L. Safko (1995).
- [7] M. Berry, N. Zheludev, Y. Aharonov, F. Colombo, I. Sabadini, D. C. Struppa, J. Tollaksen, E. T. F. Rogers, F. Qin, M. Hong, X. Luo, R. Remez, A. Arie, J. B. Götte, M. R. Dennis, A. M. H. Wong, G. V. Eleftheriades, Y. Eliezer, A. Bahabad, G. Chen, Z. Wen, G. Liang, C. Hao, C.-W. Qiu, A. Kempf, E. Katzav, and M. Schwartz, Roadmap on superoscillations, *J. Opt.* **21**, 053002 (2019).
- [8] Y. Aharonov, D. Z. Albert, and L. Vaidman, How the result of a measurement of a component of the spin of a spin-1/2 particle can turn out to be 100, *Phys. Rev. Lett.* **60**, 1351 (1988).
- [9] Y. Aharonov, S. Popescu, D. Rohrlich, and L. Vaidman, Measurements, errors, and negative kinetic energy, *Phys. Rev. A* **48**, 4084 (1993).
- [10] M. V. Berry, Evanescent and real waves in quantum billiards and Gaussian beams, *J. Phys. A: Math. Gen.* **27**, L391 (1994).
- [11] Y. Aharonov, N. Erez, and B. Reznik, Superoscillations and tunneling times, *Phys. Rev. A* **65**, 052124 (2002).
- [12] Y. Aharonov, N. Erez, and B. Reznik, Superluminal tunnelling times as weak values, *J. Mod. Opt.* **50**, 1139 (2003).
- [13] M. V. Berry and S. Fishman, Escaping superoscillations, *J. Phys. A: Math. Theor.* **51**, 025205 (2017).
- [14] Y. Aharonov, S. Popescu, and D. Rohrlich, On conservation laws in quantum mechanics, *Proc. Natl. Acad. Sci. U.S.A.* **118**, 1 (2020).
- [15] Y. Aharonov, S. Popescu, and D. Rohrlich, Conservation laws and the foundations of quantum mechanics, *Proc. Natl. Acad. Sci. U.S.A.* **120**, 41 (2023).
- [16] M. V. Berry and P. Shukla, Typical weak and superweak values, *J. Phys. A: Math. Theor.* **43**, 354024 (2010).
- [17] M. V. Berry, M. R. Dennis, B. McRoberts, and P. Shukla, Weak value distributions for spin 1/2, *J. Phys. A: Math. Theor.* **44**, 205301 (2011).
- [18] M. V. Berry and P. Shukla, Pointer supershifts and superoscillations in weak measurements, *J. Phys. A: Math. Theor.* **45**, 015301 (2011).
- [19] G. H. Yuan, S. Vezzoli, C. Altuzarra, E. T. Rogers, C. Coureau, C. Soci, and N. I. Zheludev, Quantum superoscillation of a single photon, *Light Sci. Appl.* **5**, e16127 (2016).
- [20] A. Kempf and P. J. S. G. Ferreira, Unusual properties of superoscillating particles, *J. Phys. A: Math. Theor.* **37**, 12067 (2004).
- [21] A. Kempf and A. Prain, Driving quantum systems with superoscillations, *J. Math. Phys.* **58**, 082101 (2017).
- [22] A. Kempf, Black holes, bandwidths and Beethoven, *J. Math. Phys.* **41**, 2360 (2000).
- [23] B. Reznik, A. Retzker, and J. Silman, Violating Bell’s inequalities in vacuum, *Phys. Rev. A* **71**, 042104 (2005).
- [24] P. J. S. G. Ferreira and A. Kempf, Superoscillations: Faster Than the Nyquist Rate, *IEEE Trans. Signal Process.* **54**, 3732 (2006).
- [25] P. J. S. G. Ferreira, A. Kempf, and M. J. C. S. Reis, Construction of Aharonov–Berry’s superoscillations, *J. Phys. A: Math. Theor.* **40**, 5141 (2007).
- [26] Y. Hao and A. Kempf, On the stability of a generalized Shannon sampling theorem, in *2008 International Symposium on Information Theory and Its Applications* (IEEE, 2008).
- [27] J. Pye, W. Donnelly, and A. Kempf, Locality and entanglement in bandlimited quantum field theory, *Phys. Rev.*

- D **92**, 105022 (2015).
- [28] R. Ber, O. Kenneth, and B. Reznik, Superoscillations underlying remote state preparation for relativistic fields, *Phys. Rev. A* **91**, 052312 (2015).
- [29] E. Tang, L. Garg, and A. Kempf, Scaling properties of superoscillations and the extension to periodic signals, *J. Phys. A: Math. Theor.* **49**, 335202 (2016).
- [30] A. Kempf, Four aspects of superoscillations, *Quantum Stud.: Math. Found.* **5**, 477 (2018).
- [31] F. M. Huang, T. S. Kao, V. A. Fedotov, Y. Chen, and N. I. Zheludev, Nanohole Array as a Lens, *Nano Lett.* **8**, 2469 (2008).
- [32] N. I. Zheludev, What diffraction limit?, *Nat. Mater.* **7**, 420 (2008).
- [33] F. M. Huang and N. I. Zheludev, Super-Resolution without Evanescent Waves, *Nano Lett.* **9**, 1249 (2009).
- [34] M. V. Berry, Exact nonparaxial transmission of subwavelength detail using superoscillations, *J. Phys. A: Math. Theor.* **46**, 205203 (2013).
- [35] Q. Wang, E. T. F. Rogers, B. Gholipour, C.-M. Wang, G. Yuan, J. Teng, and N. I. Zheludev, Optically reconfigurable metasurfaces and photonic devices based on phase change materials, *Nat. Photonics* **10**, 60 (2015).
- [36] F. Qin, K. Huang, J. Wu, J. Teng, C. Qiu, and M. Hong, A Supercritical Lens Optical Label-Free Microscopy: Sub-Diffraction Resolution and Ultra-Long Working Distance, *Adv. Mater.* **29**, 1602721 (2016).
- [37] G. H. Yuan, E. T. Rogers, and N. I. Zheludev, Achromatic super-oscillatory lenses with sub-wavelength focusing, *Light: Sci. Appl.* **6**, e17036 (2017).
- [38] Z. Li, T. Zhang, Y. Wang, W. Kong, J. Zhang, Y. Huang, C. Wang, X. Li, M. Pu, and X. Luo, Achromatic Broadband Super-Resolution Imaging by Super-Oscillatory Metasurface, *Laser Photonics Rev.* **12**, 1800064 (2018).
- [39] X. Luo, Subwavelength Optical Engineering with Metasurface Waves, *Adv. Opt. Mater.* **6**, 1701201 (2018).
- [40] G. Yuan, E. T. F. Rogers, and N. I. Zheludev, “Plasmonics” in free space: observation of giant wavevectors, vortices, and energy backflow in superoscillatory optical fields, *Light Sci. Appl.* **8**, 2 (2019).
- [41] J. Baumgartl, S. Kosmeier, M. Mazilu, E. T. F. Rogers, N. I. Zheludev, and K. Dholakia, Far field subwavelength focusing using optical eigenmodes, *Appl. Phys. Lett.* **98**, 181109 (2011).
- [42] J. Lindberg, Mathematical concepts of optical superresolution, *J. Opt.* **14**, 083001 (2012).
- [43] E. T. F. Rogers and N. I. Zheludev, Optical superoscillations: sub-wavelength light focusing and super-resolution imaging, *J. Opt.* **15**, 094008 (2013).
- [44] E. T. F. Rogers, S. Savo, J. Lindberg, T. Roy, M. R. Dennis, and N. I. Zheludev, Super-oscillatory optical needle, *Appl. Phys. Lett.* **102**, 031108 (2013).
- [45] X. H. Dong, A. M. H. Wong, M. Kim, and G. V. Eleftheriades, Superresolution far-field imaging of complex objects using reduced superoscillating ripples, *Optica* **4**, 1126 (2017).
- [46] K. S. Rogers and E. T. F. Rogers, Realising superoscillations: A review of mathematical tools and their application, *J. Phys. Photonics* **2**, 042004 (2020).
- [47] N. I. Zheludev and G. Yuan, Optical superoscillation technologies beyond the diffraction limit, *Nat. Rev. Phys.* **4**, 16 (2021).
- [48] Y. Eliezer and A. Bahabad, Super-transmission: the delivery of superoscillations through the absorbing resonance of a dielectric medium, *Opt. Express* **22**, 31212 (2014).
- [49] C. Manzoni, O. D. Mücke, G. Cirimi, S. Fang, J. Moses, S.-W. Huang, K.-H. Hong, G. Cerullo, and F. X. Kärtner, Coherent pulse synthesis: towards sub-cycle optical waveforms: Coherent pulse synthesis: towards sub-cycle optical waveforms, *Laser Photonics Rev.* **9**, 129 (2015).
- [50] Y. Eliezer, L. Hareli, L. Lobachinsky, S. Froim, and A. Bahabad, Breaking the temporal resolution limit by superoscillating optical beats, *Phys. Rev. Lett.* **119**, 043903 (2017).
- [51] Y. Eliezer, B. K. Singh, L. Hareli, A. Bahabad, and A. Arie, Experimental realization of structured superoscillatory pulses, *Opt. Express* **26**, 4933 (2018).
- [52] M. V. Berry and M. R. Dennis, Natural superoscillations in monochromatic waves in D dimensions, *J. Phys. A: Math. Theor.* **42**, 022003 (2008).
- [53] M. R. Dennis and J. Lindberg, Natural superoscillation of random functions in one and more dimensions, in *Plasmonics: Metallic Nanostructures and Their Optical Properties VII*, edited by M. I. Stockman (SPIE, 2009).
- [54] Y. Aharonov, F. Colombo, I. Sabadini, D. C. Struppa, and J. Tollaksen, Some mathematical properties of superoscillations, *J. Phys. A: Math. Theor.* **44**, 365304 (2011).
- [55] Y. Aharonov, F. Colombo, S. Nussinov, I. Sabadini, D. C. Struppa, and J. Tollaksen, Superoscillation phenomena in SO(3), *Proc. R. Soc. A* **468**, 3587 (2012).
- [56] L. Chojnacki and A. Kempf, New methods for creating superoscillations, *J. Phys. A: Math. Theor.* **49**, 505203 (2016).
- [57] T. Aoki, F. Colombo, I. Sabadini, and D. C. Struppa, Continuity theorems for a class of convolution operators and applications to superoscillations, *Ann. Mat. Pura Appl.* **197**, 1533 (2018).
- [58] F. Colombo, D. C. Struppa, and A. Yger, Superoscillating Sequences Towards Approximation in S or S'-Type Spaces and Extrapolation, *J. Fourier Anal. Appl.* **25**, 242 (2018).
- [59] Y. Aharonov, I. Sabadini, J. Tollaksen, and A. Yger, Classes of superoscillating functions, *Quantum Stud.: Math. Found.* **5**, 439 (2018).
- [60] F. Colombo, I. Sabadini, D. C. Struppa, and A. Yger, Superoscillating Sequences and Supershifts for Families of Generalized Functions, *Complex Anal. Oper. Theory* **16**, 34 (2022).
- [61] Y. Aharonov, F. Colombo, I. Sabadini, T. Shushi, D. C. Struppa, and J. Tollaksen, A new method to generate superoscillating functions and supershifts, *Proc. R. Soc. A* **477**, 20210020 (2021).
- [62] F. Colombo, R. Krausshar, I. Sabadini, and Y. Simsek, On the generating functions and special functions associated with superoscillations, *Discret. Appl. Math.* **340**, 215 (2023).
- [63] F. Colombo, S. Pinton, I. Sabadini, and D. C. Struppa, The General Theory of Superoscillations and Supershifts in Several Variables, *J. Fourier Anal. Appl.* **29**, 66 (2023).
- [64] P. J. S. G. Ferreira and A. Kempf, The energy expense of superoscillations, in *2002 11th European Signal Processing Conference* (2002) pp. 1–4.
- [65] M. S. Calder and A. Kempf, Analysis of superoscillatory wave functions, *J. Math. Phys.* **46**, 012101 (2004).
- [66] M. V. Berry and S. Popescu, Evolution of quantum superoscillations and optical superresolution without evanescent waves, *J. Phys. A: Math. Theor.* **39**, 6965

- (2006).
- [67] M. R. Dennis, A. C. Hamilton, and J. Courtial, Superoscillation in speckle patterns, *Opt. Lett.* **33**, 2976 (2008).
- [68] M. V. Berry, Five momenta, *Eur. J. Phys.* **34**, 1337 (2013).
- [69] E. Katzav and M. Schwartz, Yield-Optimized Superoscillations, *IEEE Trans. Signal Process.* **61**, 3113 (2013).
- [70] Y. Aharonov, F. Colombo, I. Sabadini, D. Struppa, and J. Tollaksen, On the Cauchy problem for the Schrödinger equation with superoscillatory initial data, *J. Math. Pures Appl.* **99**, 165 (2013).
- [71] D. G. Lee and P. J. S. G. Ferreira, Superoscillations of Prescribed Amplitude and Derivative, *IEEE Trans. Signal Process.* **62**, 3371 (2014).
- [72] R. V. Buniy, F. Colombo, I. Sabadini, and D. C. Struppa, Quantum harmonic oscillator with superoscillating initial datum, *J. Math. Phys.* **55**, 113511 (2014).
- [73] Y. Aharonov, F. Colombo, I. Sabadini, D. Struppa, and J. Tollaksen, Superoscillating sequences as solutions of generalized Schrödinger equations, *J. Math. Pures Appl.* **103**, 522 (2015).
- [74] M. V. Berry, Suppression of superoscillations by noise, *J. Phys. A: Math. Theor.* **50**, 025003 (2016).
- [75] B. Šoda and A. Kempf, Efficient method to create superoscillations with generic target behavior, *Quantum Stud.: Math. Found.* **7**, 347 (2020).
- [76] Y. Aharonov, F. Colombo, I. Sabadini, D. C. Struppa, and J. Tollaksen, Evolution of Superoscillations in the Klein-Gordon Field, *Milan J. Math.* **88**, 171 (2020).
- [77] Y. Aharonov, J. Behrndt, F. Colombo, and P. Schlosser, A unified approach to Schrödinger evolution of superoscillations and supershifts, *J. Evol. Equ.* **22**, 26 (2022).
- [78] Y. Aharonov, F. Colombo, I. Sabadini, D. Struppa, and J. Tollaksen, The Mathematics of Superoscillations, *Mem. Amer. Math. Soc.* **247**, 1174 (2017).
- [79] F. W. King, The Hilbert transform of waveforms and signal processing, in *Hilbert Transforms*, Vol. 2 (Cambridge University Press, 2009) pp. 119–181.
- [80] F. W. King, Derivation of the Hilbert transform relations, in *Hilbert Transforms*, Vol. 1 (Cambridge University Press, 2009) pp. 83–144.
- [81] F. W. King, Relationship between the Hilbert transform and some common transforms, in *Hilbert Transforms*, Vol. 1 (Cambridge University Press, 2009) pp. 252–287.
- [82] G. McCaul, P. Peng, M. O. Martinez, D. Lindberg, D. Talbayev, and D. I. Bondar, Superoscillations Made Super Simple (2018), [arXiv:1810.03607 \[physics.optics\]](https://arxiv.org/abs/1810.03607).
- [83] R. Remez and A. Arie, Super-narrow frequency conversion, *Optica* **2**, 472 (2015).
- [84] I. Chremmos and G. Fikioris, Superoscillations with arbitrary polynomial shape, *J. Phys. A: Math. Theor.* **48**, 265204 (2015).
- [85] Y. Li, J. Polo-Gómez, and E. Martín-Martínez, in preparation.