

Almost Dominance: Inference and Application*

Xiaojun Song[†]

Zhenting Sun[‡]

December 6, 2023

Abstract

This paper proposes a general framework for inference on three types of almost dominances: Almost Lorenz dominance, almost inverse stochastic dominance, and almost stochastic dominance. We first generalize almost Lorenz dominance to almost upward and downward Lorenz dominances. We then provide a bootstrap inference procedure for the Lorenz dominance coefficients, which measure the degrees of almost Lorenz dominances. Furthermore, we propose almost upward and downward inverse stochastic dominances and provide inference on the inverse stochastic dominance coefficients. We also show that our results can easily be extended to almost stochastic dominance. Simulation studies demonstrate the finite sample properties of the proposed estimators and the bootstrap confidence intervals. We apply our methods to the inequality growth in the United Kingdom and find evidence for almost upward inverse stochastic dominance.

KEYWORDS: Almost Lorenz dominance, almost inverse stochastic dominance, almost stochastic dominance, estimation and inference, bootstrap confidence intervals

*The authors are grateful to all the seminar and conference participants for their insightful comments.

[†]Guanghua School of Management and Center for Statistical Science, Peking University, Email: sxj@gsm.pku.edu.cn. This work was supported by the National Natural Science Foundation of China [Grant Numbers 71973005, 72373007].

[‡]China Center for Economic Research, National School of Development, Peking University, Email: zhentingsun@nsd.pku.edu.cn. This work was supported by the National Natural Science Foundation of China [Grant Number 72103004].

1 Introduction

Suppose that there are two arbitrary cumulative distribution functions (CDFs) $F_1 : [0, \infty) \rightarrow [0, 1]$ and $F_2 : [0, \infty) \rightarrow [0, 1]$ of two income (or wealth, etc.) distributions in two populations. As introduced in [Atkinson \(1970\)](#), a Lorenz curve is a function that graphs the cumulative proportion of total income received by the bottom population. The distribution F_1 (weakly) Lorenz dominates F_2 if the Lorenz curve L_1 associated with F_1 is everywhere above the Lorenz curve L_2 associated with F_2 . Such Lorenz dominance implies that the wealth is distributed more equally in population F_1 compared to F_2 . Statistical tests of Lorenz dominance can be found in, for example, [McFadden \(1989\)](#), [Bishop et al. \(1991a\)](#), [Bishop et al. \(1991b\)](#), [Dardanoni and Forcina \(1999\)](#), [Davidson and Duclos \(2000\)](#), [Barrett and Donald \(2003\)](#), [Barrett et al. \(2014\)](#), and [Sun and Beare \(2021\)](#).

[Zheng \(2018\)](#) introduces the notion of *almost Lorenz dominance*: When two Lorenz curves cross, F_1 almost Lorenz dominates F_2 if L_1 is above L_2 almost everywhere. The degree of almost Lorenz dominance can be measured by a coefficient, *Lorenz dominance coefficient* (LDC). The LDC was first proposed in [Zheng \(2018, Section 2.3\)](#),¹ which is similar to the violation ratio in [Huang et al. \(2021\)](#). [Zheng \(2018\)](#) shows that almost Lorenz dominance is highly related to Gini-type measures. Based on the seminal work of [Aaberge \(2009\)](#), we generalize almost Lorenz dominance to *almost upward Lorenz dominance* and *almost downward Lorenz dominance*. We relate the generalized LDCs to a class of inequality measures. It is straightforward to show that the smaller LDCs are, the more inequality measures demonstrate higher distribution equality in the dominant population. Thus, LDCs are of interest to us when we compare distributions in terms of distribution inequality. We then provide estimators for LDCs and establish the asymptotic properties of the estimators.² Based on the asymptotic distributions, we construct bootstrap confidence intervals (CIs) for LDCs. LDCs are nonlinear transformations of the difference functions

¹The original definition of LDC in [Zheng \(2018\)](#) is slightly different from the proposed one in this paper.

²The proposed estimators are also different from that proposed by [Zheng \(2018\)](#) since the definitions of the proposed LDCs are different.

of two Lorenz curves. We show that this map is Hadamard directionally differentiable, and then we apply the bootstrap method of [Fang and Santos \(2019\)](#) to approximate the asymptotic distributions of the estimators and obtain the confidence intervals.³

The second degree inverse stochastic dominance ([Atkinson, 1970](#)), also known as the generalized Lorenz dominance, is widely used for ranking distribution functions according to social welfare. However, as pointed out by [Aaberge et al. \(2021\)](#), when the distribution functions intersect, the second degree inverse dominance criterion may have limitations to attain an unambiguous ranking ([Davies and Hoy, 1995](#); [Atkinson, 2008](#)). [Aaberge et al. \(2021\)](#) propose an approach for comparing intersecting distribution functions based on high-degree upward and downward inverse stochastic dominance criteria. They provide equivalence results between inverse stochastic dominance and the ranks of social welfare functions. Based on the framework of [Aaberge et al. \(2021\)](#), we introduce the notions of *almost upward inverse stochastic dominance* and *almost downward inverse stochastic dominance*. We then show that these types of almost dominances are also related to the ranks of social welfare functions. Similar to LDCs, the degree of almost inverse stochastic dominance can be measured by the *inverse stochastic dominance coefficients* (ISDCs). The smaller ISDCs are, the more social planner preference functions show higher social welfare for the dominant distribution. We provide inference and construct bootstrap confidence intervals for ISDCs.

Almost Lorenz dominance can be viewed as a special but nontrivial case of almost stochastic dominance which was first introduced by [Leshno and Levy \(2002\)](#). Almost stochastic dominance has been extensively studied by [Guo et al. \(2013\)](#), [Tzeng et al. \(2013\)](#), [Denuit et al. \(2014\)](#), [Guo et al. \(2014\)](#), [Tsetlin et al. \(2015\)](#), [Guo et al. \(2016\)](#), and [Huang et al. \(2021\)](#).⁴ We show that our method on almost Lorenz dominance can

³For more discussions on Hadamard directional differentiability and its applications, see [Dümbgen \(1993\)](#), [Andrews \(2000\)](#), [Bickel et al. \(2012\)](#), [Hirano and Porter \(2012\)](#), [Beare and Moon \(2015\)](#), [Beare and Fang \(2017\)](#), [Hansen \(2017\)](#), [Seo \(2018\)](#), [Beare and Shi \(2019\)](#), [Chen and Fang \(2019\)](#), [Sun and Beare \(2021\)](#), and [Sun \(2023\)](#).

⁴See a comprehensive review on stochastic dominance in [Whang \(2019\)](#).

easily be generalized to almost stochastic dominance and provide bootstrap confidence intervals for the *stochastic dominance coefficients* (SDCs).

We study the inequality growth in the United Kingdom as an empirical example in the paper. We find that the estimated upward inverse stochastic dominance coefficients are small and the bootstrap confidence intervals are narrow, which implies that there may exist almost inverse stochastic dominance between the years considered in this example.

For simplicity of exposition, we focus on the almost Lorenz dominances in the main text. The results for other types of almost dominances are provided in the supplementary appendix. The organization of the paper is as follows. Section 2 introduces the notions of Lorenz dominance coefficients, provides the properties of these coefficients, and relates them to measures of inequality. Section 2.3 proposes estimators for LDCs and establishes the asymptotic distributions of the estimators. We then construct the confidence intervals for LDCs based on these asymptotic distributions. Section 3 provides simulation evidence for the finite sample properties of the proposed method. In Section 4, we apply our methods to the empirical application. In the supplementary appendix, Sections A and B extend the results to almost inverse stochastic dominance and almost stochastic dominance. Section C provides additional simulation results. Section D contains the proofs of the results in the paper.

Notation (Sun and Beare, 2021): Throughout the paper, all the random elements are defined on a probability space $(\Omega, \mathcal{A}, \mathbb{P})$. For an arbitrary set A , let $\ell^\infty(A)$ be the set of bounded real-valued functions on A equipped with the supremum norm $\|\cdot\|_\infty$ such that $\|f\|_\infty = \sup_{x \in A} |f(x)|$ for every $f \in \ell^\infty(A)$. For a subset B of a metric space, let $C(B)$ be the set of continuous real-valued functions on B . Let \rightsquigarrow denote the weak convergence defined in van der Vaart and Wellner (1996, p. 4). We follow the convention in Folland (1999, p. 45) and define

$$0 \cdot \infty = 0. \tag{1.1}$$

2 Almost Lorenz Dominance

We suppose that the CDFs F_1 and F_2 satisfy the following regularity conditions which guarantee the weak convergence of the estimated quantile functions (Kaji, 2019; Sun and Beare, 2021).

Assumption 2.1 For $j = 1, 2$, $F_j(0) = 0$ and F_j is continuously differentiable on the interior of its support with $F_j'(x) > 0$ for all $x \in (0, \infty)$. In addition, F_j has finite $(2 + \epsilon)$ th absolute moment for some $\epsilon > 0$.

With Assumption 2.1, we introduce the Lorenz curves. Let Q_1 and Q_2 denote the quantile functions corresponding to F_1 and F_2 , respectively, that is,

$$Q_j(p) = \inf \{x \in [0, \infty) : F_j(x) \geq p\}, \quad p \in [0, 1]. \quad (2.1)$$

When F_j has finite first moment μ_j as implied by Assumption 2.1, the quantile function Q_j is integrable with $\int_0^1 Q_j(p) dp = \mu_j$. Under Assumption 2.1 with $\mu_j > 0$, the Lorenz curve L_j corresponding to F_j can then be defined as

$$L_j(p) = \frac{1}{\mu_j} \int_0^p Q_j(t) dt, \quad p \in [0, 1]. \quad (2.2)$$

We say F_1 (weakly) Lorenz dominates F_2 if $L_1(p) \geq L_2(p)$ for all $p \in [0, 1]$. We now follow Zheng (2018) and introduce the notion of almost Lorenz dominance. For all arbitrary CDFs $F_1 : [0, \infty) \rightarrow [0, 1]$ and $F_2 : [0, \infty) \rightarrow [0, 1]$ such that the corresponding Lorenz curves exist, define

$$S(F_1, F_2) = \{p \in [0, 1] : L_1(p) < L_2(p)\}.$$

Definition 2.1 For every $\epsilon \in [0, 1/2)$, the CDF F_1 ϵ -almost Lorenz dominates the CDF F_2

$(F_1 \varepsilon\text{-ALD } F_2)$, if

$$\int_{S(F_1, F_2)} (L_2(p) - L_1(p)) dp \leq \varepsilon \int_0^1 |L_2(p) - L_1(p)| dp. \quad (2.3)$$

Remark 2.1 *Zheng (2018) defines the almost Lorenz dominance for all $\varepsilon \in (0, 1/2)$, while we allow $\varepsilon = 0$. The inequality (2.3) holds with $\varepsilon = 0$ if and only if F_1 Lorenz dominates F_2 . Thus, by Definition 2.1, almost Lorenz dominance is a weaker and generalized version of Lorenz dominance.*

Lemma 2.1 *For every $\varepsilon \in [0, 1/2)$, $F_1 \varepsilon\text{-ALD } F_2$ if and only if there is $c \in [0, \varepsilon]$ such that*

$$\int_{S(F_1, F_2)} (L_2(p) - L_1(p)) dp = c \int_0^1 |L_2(p) - L_1(p)| dp. \quad (2.4)$$

We define the distance function of the two Lorenz curves by

$$\phi(p) = L_2(p) - L_1(p), \quad p \in [0, 1]. \quad (2.5)$$

Based on the equality in (2.4), we follow [Zheng \(2018\)](#) and define the $F_1\text{-}F_2$ Lorenz Dominance Coefficient as follows.⁵

Definition 2.2 *Suppose that there are two Lorenz curves L_1 and L_2 corresponding to the CDFs F_1 and F_2 , respectively. The $F_1\text{-}F_2$ Lorenz dominance coefficient ($F_1\text{-}F_2$ LDC), denoted by $c(L_1, L_2)$, is defined as*

$$c(L_1, L_2) = \inf \left\{ \varepsilon \in [0, 1] : \int_{S(F_1, F_2)} (L_2(p) - L_1(p)) dp \leq \varepsilon \int_0^1 |L_2(p) - L_1(p)| dp \right\}. \quad (2.6)$$

The following lemma summarizes the properties of the LDC $c(L_1, L_2)$.

⁵In Section 2.3 of [Zheng \(2018\)](#), the Lorenz dominance coefficient is defined in a slightly different way.

Lemma 2.2 *The LDC $c(L_1, L_2)$ is the smallest ε in $[0, 1]$ such that (2.3) holds, $c(L_1, L_2) = 0$ if and only if F_1 Lorenz dominates F_2 , and $c(L_1, L_2) = 1$ implies that F_2 Lorenz dominates F_1 . With (1.1), it follows that*

$$c(L_1, L_2) = \frac{\int_{S(F_1, F_2)} (L_2(p) - L_1(p)) dp}{\int_0^1 |L_2(p) - L_1(p)| dp} = \frac{\int_0^1 \max\{\phi(p), 0\} dp}{\int_0^1 \max\{\phi(p), 0\} dp + \int_0^1 \max\{-\phi(p), 0\} dp}. \quad (2.7)$$

In addition, if $c(L_1, L_2) \in (0, 1]$, then $c(L_2, L_1) = 1 - c(L_1, L_2)$.

According to Lemma 2.2, F_1 ε -ALD F_2 for all $\varepsilon \in [c(L_1, L_2), 1/2)$ if $c(L_1, L_2) < 1/2$. On the other hand, $c(L_1, L_2) > 1/2$ implies that F_2 ε -ALD F_1 for all $\varepsilon \in [1 - c(L_1, L_2), 1/2)$. Thus, $c(L_1, L_2)$ presents the almost Lorenz dominance relationship between F_1 and F_2 , and provides all ε for which ε -ALD holds.

When L_1 and L_2 cross, given some $\varepsilon \in (0, 1/2)$, one interesting hypothesis is

$$H_0 : \int_{S(F_1, F_2)} (L_2(p) - L_1(p)) dp \leq \varepsilon \int_0^1 |L_2(p) - L_1(p)| dp.$$

Lemma 2.2 shows that it is equivalent to test the following hypothesis on $c(L_1, L_2)$:

$$H_0 : c(L_1, L_2) \leq \varepsilon.$$

The LDC provided in Definition 2.2 is closely related to Gini-type measures that are weighted averages of the area between the diagonal line and Lorenz curves. Following Shorrocks and Slottje (2002), for every possible weighting function θ , a Gini-type measure for distribution F can be defined as

$$I(F, \theta) = \frac{\int_0^1 [p - L_F(p)]\theta(p) dp}{\int_0^1 p\theta(p) dp}, \quad p \in [0, 1], \quad (2.8)$$

where L_F denotes the Lorenz curve associated with the distribution F .

We follow [Zheng \(2018\)](#) and denote \mathcal{B} the set of all Gini-type measures for all possible weighting functions θ . Define

$$\tilde{\theta}(p) = \theta(p) / \int_0^1 p\theta(p) dp$$

for every possible weighting function θ . It then follows that

$$I(F, \theta) = \int_0^1 [p - L_F(p)] \tilde{\theta}(p) dp.$$

For every $0 < \varepsilon < 1/2$, we define

$$\mathcal{B}^*(\varepsilon) = \left\{ I(\cdot, \theta) : \tilde{\theta} > 0 \text{ and } \sup_{p \in [0,1]} \{ \tilde{\theta}(p) \} \leq \inf_{p \in [0,1]} \{ \tilde{\theta}(p) \} \cdot \left(\frac{1}{\varepsilon} - 1 \right) \right\}. \quad (2.9)$$

As discussed in [Zheng \(2018\)](#), the condition in (2.9) basically requires that the largest weight in weighting the distance $p - L_F(p)$ can not be larger than $1/\varepsilon - 1$ times the smallest weight.

Proposition 1 of [Zheng \(2018\)](#) shows that for every $\varepsilon \in (0, 1/2)$, $F \varepsilon$ -ALD G if and only if $I(F, \theta) \leq I(G, \theta)$ for all $I(\cdot, \theta) \in \mathcal{B}^*(\varepsilon)$. According to Lemma 2.2, for every $\varepsilon \geq c(L_1, L_2)$ with $c(L_1, L_2) \in (0, 1/2)$, $F \varepsilon$ -ALD G and thus $I(F, \theta) \leq I(G, \theta)$ for all $I(\cdot, \theta) \in \mathcal{B}^*(\varepsilon)$. Therefore, we have the following proposition.

Proposition 2.1 *If $c(L_1, L_2) \in (0, 1/2)$, it follows that $I(F_1, \theta) \leq I(F_2, \theta)$ for all $I(\cdot, \theta) \in \cup_{\varepsilon \in [c(L_1, L_2), 1/2)} \mathcal{B}^*(\varepsilon)$.⁶ If $c(L_1, L_2) = 0$, it follows that $I(F_1, \theta) \leq I(F_2, \theta)$ for all $I(\cdot, \theta) \in \cup_{\varepsilon \in (0, 1/2)} \mathcal{B}^*(\varepsilon)$.*

Proposition 2.1 shows the importance of LDC concerning Gini-type measures. The smaller the LDC $c(L_1, L_2)$ is, the more Gini-type measures show higher equality in the distribution F_1 compared to F_2 . With the knowledge of $c(L_1, L_2)$, we can infer the relationship between F_1 and F_2 based on a class of Gini-type measures.

⁶Note that $\cup_{\varepsilon \in [c(L_1, L_2), 1/2)} \mathcal{B}^*(\varepsilon) = \mathcal{B}^*(c(L_1, L_2))$ by definition.

Following [Aaberge \(2009\)](#), we introduce the family of rank-dependent measures of inequality:

$$J_P(L_j) = 1 - \int_0^1 P'(t) dL_j(t) = 1 - \frac{1}{\mu_j} \int_0^1 P'(t) Q_j(t) dt, \quad (2.10)$$

where L_j is the Lorenz curve of the distribution F_j with mean μ_j and the weighting function P' is the derivative of a continuous, differentiable, and concave function $P : [0, 1] \rightarrow [0, 1]$ such that $P(0) = 0$, $P(1) = 1$, and $P'(1) = 0$. As demonstrated by [Yaari \(1988\)](#) and [Aaberge \(2001\)](#), P can be interpreted as a preference function of a social decision maker, which assigns weights to the incomes of individuals in accordance with their rank in the income distribution, and $J_P(L)$ measures the extent of inequality in an income distribution with Lorenz curve L . We formally define the set \mathcal{P} of preference functions by

$$\mathcal{P} = \left\{ \begin{array}{l} P \in C([0, 1]) : P(0) = 0, P(1) = 1, P'(1) = 0, \\ P'(t) > 0 \text{ and } P^{(2)}(t) < 0 \text{ for all } t \in (0, 1) \end{array} \right\}.$$

2.1 Almost Upward Lorenz Dominance and Inequality Measure

To unify notation, we let $L_j^1 = L_j$ for $j = 1, 2$. For $m \geq 2$, define function

$$L_j^m(p) = \int_0^p L_j^{m-1}(t) dt, \quad p \in [0, 1].$$

[Aaberge \(2009\)](#) introduces the m th-degree upward Lorenz dominance for $m \geq 2$ as illustrated in the following.

Definition 2.3 *A distribution F_1 m th-degree upward Lorenz dominates a distribution F_2 if $L_1^m(p) \geq L_2^m(p)$ for all $p \in [0, 1]$.*

We generalize upward Lorenz dominance in [Aaberge \(2009\)](#) to almost upward Lorenz dominance.

Definition 2.4 For every $\varepsilon_m \in [0, 1/2)$, the CDF F_1 ε_m -almost m th-degree upward Lorenz dominates the CDF F_2 (F_1 ε_m -AmULD F_2), if

$$\int_0^1 \max(L_2^m(p) - L_1^m(p), 0) dp \leq \varepsilon_m \int_0^1 |L_2^m(p) - L_1^m(p)| dp. \quad (2.11)$$

Remark 2.2 In Definition 2.4, if $\varepsilon_m = 0$, then F_1 m th-degree upward Lorenz dominates F_2 .

For every $\varepsilon_m \in (0, 1/2)$, we define two sets of preference functions

$$P_m(\varepsilon_m) = \left\{ \begin{array}{l} P \in \mathcal{P} : (-1)^m P^{(m+1)} \geq 0, P^{(j)}(1) = 0 \text{ for } j \in \{2, \dots, m\}, \\ \sup_t \{(-1)^m P^{(m+1)}(t)\} \leq \inf_t \{(-1)^m P^{(m+1)}(t)\} \cdot \left(\frac{1}{\varepsilon_m} - 1\right) \end{array} \right\}$$

and

$$P'_m(\varepsilon_m) = \left\{ \begin{array}{l} P \in \mathcal{P} : (-1)^m P^{(m+1)} \geq 0, (-1)^{j-1} P^{(j)}(1) \geq 0 \text{ for } j \in \{2, \dots, m\}, \\ \sup_t \{(-1)^m P^{(m+1)}(t)\} \leq \inf_t \{(-1)^m P^{(m+1)}(t)\} \cdot \left(\frac{1}{\varepsilon_m} - 1\right) \end{array} \right\}.$$

The following proposition relates almost upward Lorenz dominance to the inequality measures J_P in (2.10).

Proposition 2.2 For every $\varepsilon_m \in (0, 1/2)$, if F_1 ε_m -AmULD F_2 , then $J_P(L_1) \leq J_P(L_2)$ for every $P \in P_m(\varepsilon_m)$. If F_1 ε_m -AmULD F_2 and $L_1^j(1) \geq L_2^j(1)$ for all $j \in \{2, \dots, m\}$, then $J_P(L_1) \leq J_P(L_2)$ for every $P \in P'_m(\varepsilon_m)$.

For $m \geq 2$, following Lemma 2.1, it is straightforward to show that F_1 ε_m -AmULD F_2 if and only if there is $c_m \in [0, \varepsilon_m]$ such that

$$\int_0^1 \max(L_2^m(p) - L_1^m(p), 0) dp = c_m \int_0^1 |L_2^m(p) - L_1^m(p)| dp.$$

Similar to (2.6), we define the m th-degree upward Lorenz dominance coefficient $c_m^u(L_1, L_2)$, where the superscript “ u ” represents “upward”.

Definition 2.5 For $m \geq 2$, the F_1 - F_2 m th-degree upward Lorenz dominance coefficient (F_1 - F_2 m ULDC) $c_m^u(L_1, L_2)$ is defined as

$$c_m^u(L_1, L_2) = \inf \left\{ \varepsilon_m \in [0, 1] : \int_0^1 \max(L_2^m(p) - L_1^m(p), 0) dp \leq \varepsilon_m \int_0^1 |L_2^m(p) - L_1^m(p)| dp \right\}. \quad (2.12)$$

For $m \geq 2$, define the difference function

$$\phi_m^u(p) = L_2^m(p) - L_1^m(p), \quad p \in [0, 1].$$

The following lemma summarizes the properties of the m ULDC $c_m^u(L_1, L_2)$.

Lemma 2.3 The m ULDC $c_m^u(L_1, L_2)$ is the smallest ε_m in $[0, 1]$ such that (2.11) holds. With (1.1), it follows that

$$\begin{aligned} c_m^u(L_1, L_2) &= \frac{\int_0^1 \max(L_2^m(p) - L_1^m(p), 0) dp}{\int_0^1 |L_2^m(p) - L_1^m(p)| dp} \\ &= \frac{\int_0^1 \max\{\phi_m^u(p), 0\} dp}{\int_0^1 \max\{\phi_m^u(p), 0\} dp + \int_0^1 \max\{-\phi_m^u(p), 0\} dp}. \end{aligned} \quad (2.13)$$

In addition, if $c_m^u(L_1, L_2) \in (0, 1]$, then $c_m^u(L_2, L_1) = 1 - c_m^u(L_1, L_2)$.

According to Lemma 2.3, F_1 ε_m -AmULD F_2 for all $\varepsilon_m \in [c_m^u(L_1, L_2), 1/2)$ if $c_m^u(L_1, L_2) < 1/2$. On the other hand, $c_m^u(L_1, L_2) > 1/2$ implies that F_2 ε_m -AmULD F_1 for all $\varepsilon_m \in [1 - c_m^u(L_1, L_2), 1/2)$. Thus, $c_m^u(L_1, L_2)$ presents the degree of almost upward Lorenz dominance relationship between F_1 and F_2 , and provides all ε_m such that the ε_m -AmULD holds.

Proposition 2.3 If $c_m^u(L_1, L_2) \in (0, 1/2)$, it then follows that $J_P(L_1) \leq J_P(L_2)$ for all $P \in \cup_{\varepsilon_m \in [c_m^u(L_1, L_2), 1/2)} \mathbf{P}_m(\varepsilon_m)$. If, in addition, $L_1^j(1) \geq L_2^j(1)$ for all $j \in \{2, \dots, m\}$, then $J_P(L_1) \leq J_P(L_2)$ for all $P \in \cup_{\varepsilon_m \in [c_m^u(L_1, L_2), 1/2)} \mathbf{P}'_m(\varepsilon_m)$.

Similar to Proposition 2.1, Proposition 2.3 shows the importance of ULDC concerning inequality measures J_P . The smaller the ULDC $c_m^u(L_1, L_2)$ is, the more inequality measures show higher equality in the distribution F_1 compared to F_2 . With the knowledge of $c_m^u(L_1, L_2)$, we can infer the relationship between F_1 and F_2 based on a class of inequality measures.

2.2 Almost Downward Lorenz Dominance and Inequality Measure

Define function

$$\tilde{L}_j^2(p) = \int_p^1 (1 - L_j(t)) dt = \frac{1}{\mu_j} \int_p^1 (t - p) Q_j(t) dt, \quad p \in [0, 1],$$

and for $m \geq 3$,

$$\tilde{L}_j^m(p) = \int_p^1 \tilde{L}_j^{m-1}(t) dt, \quad p \in [0, 1].$$

Aaberge (2009) introduces the m th-degree downward Lorenz dominance for $m \geq 2$ as illustrated in the following.

Definition 2.6 A distribution F_1 m th-degree downward Lorenz dominates a distribution F_2 if $\tilde{L}_1^m(p) \leq \tilde{L}_2^m(p)$ for all $p \in [0, 1]$.

We generalize downward Lorenz dominance in Aaberge (2009) to almost downward Lorenz dominance.

Definition 2.7 For every $\varepsilon_m \in [0, 1/2)$, the CDF F_1 ε_m -almost m th-degree downward Lorenz dominates the CDF F_2 (F_1 ε_m -AmDLD F_2), if

$$\int_0^1 \max\left(\tilde{L}_1^m(p) - \tilde{L}_2^m(p), 0\right) dp \leq \varepsilon_m \int_0^1 \left|\tilde{L}_1^m(p) - \tilde{L}_2^m(p)\right| dp. \quad (2.14)$$

Remark 2.3 In Definition 2.7, if $\varepsilon_m = 0$, then F_1 m th-degree downward Lorenz dominates F_2 .

For every $\varepsilon_m \in (0, 1/2)$, we define

$$\tilde{P}_m(\varepsilon_m) = \left\{ P \in \mathcal{P} : P^{(m+1)} \leq 0, P^{(j)}(0) = 0 \text{ for } j \in \{2, \dots, m\}, \right. \\ \left. \sup_t \{-P^{(m+1)}(t)\} \leq \inf_t \{-P^{(m+1)}(t)\} \cdot \left(\frac{1}{\varepsilon_m} - 1\right) \right\}$$

and

$$\tilde{P}'_m(\varepsilon_m) = \left\{ P \in \mathcal{P} : P^{(m+1)} \leq 0, P^{(j)}(0) \leq 0 \text{ for } j \in \{2, \dots, m\}, \right. \\ \left. \sup_t \{-P^{(m+1)}(t)\} \leq \inf_t \{-P^{(m+1)}(t)\} \cdot \left(\frac{1}{\varepsilon_m} - 1\right) \right\}.$$

The following proposition relates almost downward Lorenz dominance to the inequality measures J_P in (2.10).

Proposition 2.4 *For every $\varepsilon_m \in (0, 1/2)$, if $F_1 \varepsilon_m$ -AmDLD F_2 , then $J_P(L_1) \leq J_P(L_2)$ for every $P \in \tilde{P}_m(\varepsilon_m)$. If $F_1 \varepsilon_m$ -AmDLD F_2 and $\tilde{L}_1^j(0) \leq \tilde{L}_2^j(0)$ for all $j \in \{2, \dots, m\}$, then $J_P(L_1) \leq J_P(L_2)$ for every $P \in \tilde{P}'_m(\varepsilon_m)$.*

For $m \geq 2$, following Lemma 2.1, it is straightforward to show that $F_1 \varepsilon_m$ -AmDLD F_2 if and only if there is $c_m \in [0, \varepsilon_m]$ such that

$$\int_0^1 \max\left(\tilde{L}_1^m(p) - \tilde{L}_2^m(p), 0\right) dp = c_m \int_0^1 \left|\tilde{L}_1^m(p) - \tilde{L}_2^m(p)\right| dp.$$

Similar to (2.6), we now define the m th-degree downward Lorenz dominance coefficient $c_m^d(L_1, L_2)$, where the superscript “ d ” represents “downward”.

Definition 2.8 *For $m \geq 2$, the F_1 - F_2 m th-degree downward Lorenz dominance coefficient (F_1 - F_2 m DLDC) $c_m^d(L_1, L_2)$ is defined as*

$$c_m^d(L_1, L_2) = \\ \inf \left\{ \varepsilon_m \in [0, 1] : \int_0^1 \max\left(\tilde{L}_1^m(p) - \tilde{L}_2^m(p), 0\right) dp \leq \varepsilon_m \int_0^1 \left|\tilde{L}_1^m(p) - \tilde{L}_2^m(p)\right| dp \right\}. \quad (2.15)$$

For $m \geq 2$, we define the difference function

$$\phi_m^d(p) = \tilde{L}_1^m(p) - \tilde{L}_2^m(p), \quad p \in [0, 1].$$

The following lemma summarizes the properties of the m DLDC $c_m^d(L_1, L_2)$.

Lemma 2.4 *The m DLDC $c_m^d(L_1, L_2)$ is the smallest ε_m in $[0, 1]$ such that (2.14) holds. With (1.1), it follows that*

$$\begin{aligned} c_m^d(L_1, L_2) &= \frac{\int_0^1 \max\left(\tilde{L}_1^m(p) - \tilde{L}_2^m(p), 0\right) dp}{\int_0^1 \left|\tilde{L}_1^m(p) - \tilde{L}_2^m(p)\right| dp} \\ &= \frac{\int_0^1 \max\{\phi_m^d(p), 0\} dp}{\int_0^1 \max\{\phi_m^d(p), 0\} dp + \int_0^1 \max\{-\phi_m^d(p), 0\} dp}. \end{aligned} \quad (2.16)$$

In addition, if $c_m^d(L_1, L_2) \in (0, 1]$, then $c_m^d(L_2, L_1) = 1 - c_m^d(L_1, L_2)$.

According to Lemma 2.4, $F_1 \varepsilon_m$ -AmDLD F_2 for all $\varepsilon_m \in [c_m^d(L_1, L_2), 1/2)$ if $c_m^d(L_1, L_2) < 1/2$. On the other hand, $c_m^d(L_1, L_2) > 1/2$ implies that $F_2 \varepsilon_m$ -AmDLD F_1 for all $\varepsilon_m \in [1 - c_m^d(L_1, L_2), 1/2)$. Thus, $c_m^d(L_1, L_2)$ presents the degree of almost downward Lorenz dominance relationship between F_1 and F_2 , and provides all ε_m such that the ε_m -AmDLD holds.

Proposition 2.5 *If $c_m^d(L_1, L_2) \in (0, 1/2)$, it then follows that $J_P(L_1) \leq J_P(L_2)$ for all $P \in \cup_{\varepsilon_m \in [c_m^d(L_1, L_2), 1/2)} \tilde{P}_m(\varepsilon_m)$. If, in addition, $\tilde{L}_1^j(0) \leq \tilde{L}_2^j(0)$ for all $j \in \{2, \dots, m\}$, then $J_P(L_1) \leq J_P(L_2)$ for all $P \in \cup_{\varepsilon_m \in [c_m^d(L_1, L_2), 1/2)} \tilde{P}'_m(\varepsilon_m)$.*

Similar to Proposition 2.1, Proposition 2.5 shows the importance of DLDC concerning inequality measures J_P . The smaller the DLDC $c_m^d(L_1, L_2)$ is, the more inequality measures show higher equality in the distribution F_1 compared to F_2 . With the knowledge of $c_m^d(L_1, L_2)$, we can infer the relationship between F_1 and F_2 based on a class of inequality measures.

2.3 Estimation and Inference

As discussed in the previous sections, LDCs play an important role in comparing the equality of income (or wealth) distributions in two populations. In this section, we consider the estimation and the inference of LDCs.

2.3.1 Sampling Frameworks

Following [Barrett et al. \(2014\)](#) and [Sun and Beare \(2021\)](#), we consider two alternative frameworks for sampling from F_1 and F_2 . From F_1 and F_2 , we draw identically and independently distributed (iid) samples $\{X_i^j\}_{i=1}^{n_j}$ ($j = 1, 2$) that satisfy the following assumption.

Assumption 2.2 ([Barrett et al., 2014](#); [Sun and Beare, 2021](#)) *The iid samples $\{X_i^1\}_{i=1}^{n_1}$ and $\{X_i^2\}_{i=1}^{n_2}$ drawn from F_1 and F_2 satisfy one of the following conditions.*

- (i) Independent samples: $\{X_i^1\}_{i=1}^{n_1}$ and $\{X_i^2\}_{i=1}^{n_2}$ are mutually independent, and the sample sizes n_1 and n_2 are treated as functions of an underlying index $n \in \mathbb{N}$ such that as $n \rightarrow \infty$,

$$\frac{n_1 n_2}{n_1 + n_2} \rightarrow \infty \quad \text{and} \quad \frac{n_1}{n_1 + n_2} \rightarrow \lambda \in [0, 1]. \quad (2.17)$$

- (ii) Matched pairs: The sample sizes n_1 and n_2 satisfy $n_1 = n_2 = n$, the pairs $\{(X_i^1, X_i^2)\}_{i=1}^n$ are iid, and the bivariate copula for those pairs has maximal correlation strictly less than one (see, e.g., [Beare, 2010](#), Definition 3.2).

2.3.2 Construction of Estimator

We define maps $\mathcal{F}_1 : \ell^\infty([0, 1]) \rightarrow \mathbb{R}$, $\mathcal{F}_2 : \ell^\infty([0, 1]) \rightarrow \mathbb{R}$, and $\mathcal{F} : \ell^\infty([0, 1]) \rightarrow \mathbb{R}$ by

$$\begin{aligned} \mathcal{F}_1(\psi) &= \int_0^1 \max\{\psi(p), 0\} dp, & \mathcal{F}_2(\psi) &= \int_0^1 \max\{-\psi(p), 0\} dp, \\ \text{and } \mathcal{F}(\psi) &= \frac{\mathcal{F}_1(\psi)}{\mathcal{F}_1(\psi) + \mathcal{F}_2(\psi)}, & \psi &\in \ell^\infty([0, 1]). \end{aligned} \quad (2.18)$$

To unify notation, for $w \in \{u, d\}$, we let $\phi_1^w = \phi$ and $c_1^w(L_1, L_2) = c(L_1, L_2)$ defined in (2.5) and (2.6), respectively. Clearly, for $m \geq 1$, we have $c_m^w(L_1, L_2) = \mathcal{F}(\phi_m^w)$ by (2.7), (2.13), and (2.16). Following Barrett et al. (2014) and Sun and Beare (2021), for $j = 1, 2$, define the empirical CDF

$$\hat{F}_j(x) = \frac{1}{n_j} \sum_{i=1}^{n_j} 1(X_i^j \leq x), \quad x \in [0, \infty), \quad (2.19)$$

the empirical quantile function

$$\hat{Q}_j(p) = \inf\{x \in [0, \infty) : \hat{F}_j(x) \geq p\}, \quad p \in [0, 1], \quad (2.20)$$

and the empirical Lorenz curve

$$\hat{L}_j(p) = \frac{1}{\hat{\mu}_j} \int_0^p \hat{Q}_j(t) dt, \quad p \in [0, 1],$$

where $\hat{\mu}_j = n_j^{-1} \sum_{i=1}^{n_j} X_i^j$ is the sample mean of $\{X_i^j\}_{i=1}^{n_j}$. Let $\hat{L}_j^1 = \hat{L}_j$. For $m \geq 2$, define

$$\hat{L}_j^m(p) = \int_0^p \hat{L}_j^{m-1}(t) dt, \quad p \in [0, 1].$$

Define

$$\hat{L}_j^2(p) = \int_p^1 (1 - \hat{L}_j(t)) dt \text{ and for } m \geq 3, \hat{L}_j^m(p) = \int_p^1 \hat{L}_j^{m-1}(t) dt, \quad p \in [0, 1].$$

The difference function between empirical Lorenz curves is defined by

$$\hat{\phi}(p) = \hat{L}_2(p) - \hat{L}_1(p), \quad p \in [0, 1].$$

For $w \in \{u, d\}$, let $\hat{\phi}_1^w = \hat{\phi}$ for unified notation. For $m \geq 2$, define

$$\hat{\phi}_m^u(p) = \hat{L}_2^m(p) - \hat{L}_1^m(p) \quad \text{and} \quad \hat{\phi}_m^d(p) = \hat{\tilde{L}}_1^m(p) - \hat{\tilde{L}}_2^m(p), \quad p \in [0, 1].$$

The estimator of $c_m^w(L_1, L_2)$ is given by $\hat{c}_m^w(L_1, L_2) = \mathcal{F}(\hat{\phi}_m^w)$.

2.3.3 Asymptotic Analysis

We now establish the consistency of $\hat{c}_m^w(L_1, L_2)$ and derive the asymptotic distribution of

$$\sqrt{T_n}(\hat{c}_m^w(L_1, L_2) - c_m^w(L_1, L_2)) = \sqrt{T_n}(\mathcal{F}(\hat{\phi}_m^w) - \mathcal{F}(\phi_m^w)) \quad (2.21)$$

for all $m \geq 1$ and $w \in \{u, d\}$, where $T_n = n_1 n_2 / (n_1 + n_2)$. We follow [Fang and Santos \(2019\)](#) and introduce the following definition of Hadamard directional differentiability.

Definition 2.9 *Let \mathbb{D} and \mathbb{E} be normed spaces. A map $\mathcal{G} : \mathbb{D} \rightarrow \mathbb{E}$ is said to be Hadamard directionally differentiable at $\psi \in \mathbb{D}$ tangentially to $\mathbb{D}_0 \subset \mathbb{D}$ if there is a continuous map $\mathcal{G}'_\psi : \mathbb{D}_0 \rightarrow \mathbb{E}$ such that*

$$\lim_{n \rightarrow \infty} \left\| \frac{\mathcal{G}(\psi + t_n h_n) - \mathcal{G}(\psi)}{t_n} - \mathcal{G}'_\psi(h) \right\|_{\mathbb{E}} = 0, \quad (2.22)$$

for all sequences $\{h_n\} \subset \mathbb{D}$ and $\{t_n\} \subset \mathbb{R}_+$ such that $t_n \downarrow 0$ and $h_n \rightarrow h \in \mathbb{D}_0$.

For every $\psi \in \ell^\infty([0, 1])$, define

$$B_0(\psi) = \{p \in [0, 1] : \psi(p) = 0\} \quad \text{and} \quad B_+(\psi) = \{p \in [0, 1] : \psi(p) > 0\}. \quad (2.23)$$

Here, $B_0(\phi_m^w)$ is the contact set we need to estimate later. For more discussions on the estimation of contact sets, see, for example, [Linton et al. \(2010\)](#) for an improved bootstrap test of stochastic dominance and [Lee et al. \(2018\)](#) for testing functional inequalities. By Lemma S.4.5 of [Fang and Santos \(2019\)](#), we have that \mathcal{F}_1 and \mathcal{F}_2 are both Hadamard directionally differentiable at ϕ_m^w tangentially to $\ell^\infty([0, 1])$ with

$$\mathcal{F}'_{1\phi_m^w}(h) = \int_{B_+(\phi_m^w)} h(p) dp + \int_{B_0(\phi_m^w)} \max\{h(p), 0\} dp$$

and

$$\mathcal{F}'_{2\phi_m^w}(h) = \int_{B_+(-\phi_m^w)} -h(p) dp + \int_{B_0(\phi_m^w)} \max\{-h(p), 0\} dp$$

for all $h \in \ell^\infty([0, 1])$.

Following [Sun and Beare \(2021\)](#), we let \mathcal{B} be a centered Gaussian random element in $C([0, 1]^2)$ with covariance kernel

$$\text{Cov}(\mathcal{B}(u, v), \mathcal{B}(u', v')) = \mathbf{C}(u \wedge u', v \wedge v') - \mathbf{C}(u, v) \mathbf{C}(u', v'),$$

where $\mathbf{C}(u, v) = uv$ under Assumption 2.2(i) and \mathbf{C} is the unique copula function for the pair (X_i^1, X_i^2) under Assumption 2.2(ii). Let \mathcal{B}_1 and \mathcal{B}_2 be the centered Gaussian random elements in $C([0, 1])$ such that $\mathcal{B}_1(u) = \mathcal{B}(u, 1)$ and $\mathcal{B}_2(v) = \mathcal{B}(1, v)$. Under Assumptions 2.1 and 2.2, [Sun and Beare \(2021\)](#) show that

$$\sqrt{T_n}(\hat{\phi} - \phi) \rightsquigarrow \mathbb{G} \tag{2.24}$$

in $C([0, 1])$ for some random element $\mathbb{G} = \lambda^{1/2} \mathcal{L}_2 - (1 - \lambda)^{1/2} \mathcal{L}_1$, where \mathcal{L}_j is a centered random element of $C([0, 1])$ given by

$$\mathcal{L}_j(p) = - \int_0^p L_j''(t) \mathcal{B}_j(t) dt + L_j(p) \int_0^1 L_j''(t) \mathcal{B}_j(t) dt, \quad p \in [0, 1]. \tag{2.25}$$

Sun and Beare (2021, Proposition 3.1) show that

$$\text{Var}(\mathbb{G}(p)) = \text{Var} \left(\frac{(1-\lambda)^{1/2}}{\mu_1} (L_1(p)X_i^1 - Q_1(p) \wedge X_i^1) - \frac{\lambda^{1/2}}{\mu_2} (L_2(p)X_i^2 - Q_2(p) \wedge X_i^2) \right) \quad (2.26)$$

for every $p \in [0, 1]$. We follow Sun and Beare (2021) and provide the following lemma.

Lemma 2.5 *For all $p, p' \in [0, 1]$, it follows that*

$$\begin{aligned} E[\mathbb{G}(p)\mathbb{G}(p')] &= \lambda E[\mathcal{L}_2(p)\mathcal{L}_2(p')] - \lambda^{1/2}(1-\lambda)^{1/2} E[\mathcal{L}_2(p)\mathcal{L}_1(p')] \\ &\quad - \lambda^{1/2}(1-\lambda)^{1/2} E[\mathcal{L}_1(p)\mathcal{L}_2(p')] + (1-\lambda) E[\mathcal{L}_1(p)\mathcal{L}_1(p')], \end{aligned}$$

where for $j, j' \in \{1, 2\}$ and $p, p' \in [0, 1]$,

$$\begin{aligned} E[\mathcal{L}_j(p)\mathcal{L}_{j'}(p')] &= \\ \text{Cov} \left(\frac{1}{\mu_j} \{L_j(p)X_i^j - Q_j(p) \wedge X_i^j\}, \frac{1}{\mu_{j'}} \{L_{j'}(p')X_i^{j'} - Q_{j'}(p') \wedge X_i^{j'}\} \right). \end{aligned}$$

For $m \geq 2$ and $w \in \{u, d\}$, define $\mathcal{I}_m^w : \ell^\infty([0, 1]) \rightarrow \ell^\infty([0, 1])$ such that

$$\begin{aligned} \mathcal{I}_m^u(f)(p) &= \int_0^p \cdots \int_0^{t_3} \int_0^{t_2} f(t_1) dt_1 dt_2 \cdots dt_{m-1} \text{ and} \\ \mathcal{I}_m^d(f)(p) &= \int_p^1 \cdots \int_{t_3}^1 \int_{t_2}^1 f(t_1) dt_1 dt_2 \cdots dt_{m-1}, \quad p \in [0, 1]. \end{aligned}$$

To unify notation, we let $\mathcal{I}_1^w : \ell^\infty([0, 1]) \rightarrow \ell^\infty([0, 1])$ such that $\mathcal{I}_1^w(f) = f$ for $w \in \{u, d\}$.

Then we obtain the following lemma.

Lemma 2.6 *For $m \geq 1$ and $w \in \{u, d\}$, under Assumptions 2.1 and 2.2, it follows that*

$$\sqrt{T_n}(\hat{\phi}_m^w - \phi_m^w) = \mathcal{I}_m^w \left(\sqrt{T_n}(\hat{\phi} - \phi) \right) \rightsquigarrow \mathcal{I}_m^w(\mathbb{G}) \quad (2.27)$$

with

$$\begin{aligned} \text{Var}(\mathcal{I}_m^u(\mathbb{G})(p)) = \\ \int_0^p \cdots \int_0^{t'_3} \int_0^{t'_2} \left(\int_0^p \cdots \int_0^{t_3} \int_0^{t_2} E[\mathbb{G}(t_1)\mathbb{G}(t'_1)] dt_1 dt_2 \cdots dt_{m-1} \right) dt'_1 dt'_2 \cdots dt'_{m-1} \end{aligned} \quad (2.28)$$

and

$$\begin{aligned} \text{Var}(\mathcal{I}_m^d(\mathbb{G})(p)) = \\ \int_p^1 \cdots \int_{t'_3}^1 \int_{t'_2}^1 \left(\int_p^1 \cdots \int_{t_3}^1 \int_{t_2}^1 E[\mathbb{G}(t_1)\mathbb{G}(t'_1)] dt_1 dt_2 \cdots dt_{m-1} \right) dt'_1 dt'_2 \cdots dt'_{m-1} \end{aligned} \quad (2.29)$$

for every $p \in [0, 1]$.

We then introduce the following proposition for the asymptotic properties of the estimator $\hat{c}_m^w(L_1, L_2)$. Recall that for $w \in \{u, d\}$, $\phi_1^w = L_2 - L_1$; for all $m \geq 2$, $\phi_m^u = L_2^m - L_1^m$ and $\phi_m^d = \tilde{L}_1^m - \tilde{L}_2^m$.

Proposition 2.6 *Suppose that Assumptions 2.1 and 2.2 hold. For $m \geq 1$ and $w \in \{u, d\}$, if $\phi_m^w(p) \neq 0$ for some $p \in [0, 1]$, then $\hat{c}_m^w(L_1, L_2) \rightarrow c_m^w(L_1, L_2)$ almost surely (a.s.), and*

$$\sqrt{T_n}(\hat{c}_m^w(L_1, L_2) - c_m^w(L_1, L_2)) = \sqrt{T_n}(\mathcal{F}(\hat{\phi}_m^w) - \mathcal{F}(\phi_m^w)) \rightsquigarrow \mathcal{F}'_{\phi_m^w}(\mathcal{I}_m^w(\mathbb{G})), \quad (2.30)$$

where for every $h \in \ell^\infty([0, 1])$,

$$\mathcal{F}'_{\phi_m^w}(h) = \frac{\mathcal{F}'_{1\phi_m^w}(h) \mathcal{F}_2(\phi_m^w) - \mathcal{F}_1(\phi_m^w) \mathcal{F}'_{2\phi_m^w}(h)}{(\mathcal{F}_1(\phi_m^w) + \mathcal{F}_2(\phi_m^w))^2}.$$

Proposition 2.6 provides the asymptotic distribution of $\hat{c}_m^w(L_1, L_2)$ when $\phi_m^w(p) \neq 0$ for some $p \in [0, 1]$. We next construct a bootstrap confidence interval for $c_m^w(L_1, L_2)$ based on this asymptotic distribution.

2.3.4 Bootstrap Confidence Interval

Since the distribution of $\mathcal{F}'_{\phi_m^w}(\mathcal{I}_m^w(\mathbb{G}))$ in (2.30) is unknown and depends on the underlying DGPs, we use the bootstrap method to approximate this distribution. Because $\mathcal{F}'_{\phi_m^w}$ is nonlinear, the standard bootstrap method may not consistently approximate the distribution of $\mathcal{F}'_{\phi_m^w}(\mathcal{I}_m^w(\mathbb{G}))$ (Andrews, 2000; Bickel et al., 2012; Fang and Santos, 2019). We next employ the bootstrap method of Fang and Santos (2019) to obtain a consistent approximation of the asymptotic distribution and construct valid critical values. By Lemma 2.5, for $j, j' \in \{1, 2\}$ and $p, p' \in [0, 1]$, the estimator for $E[\mathcal{L}_j(p) \mathcal{L}_{j'}(p')]$, denoted by $\hat{E}[\mathcal{L}_j(p) \mathcal{L}_{j'}(p')]$, is defined as the sample covariance of the two samples

$$\left\{ \frac{1}{\hat{\mu}_j} \left(\hat{L}_j(p) X_i^j - \hat{Q}_j(p) \wedge X_i^j \right) \right\}_{i=1}^{n_j} \quad \text{and} \quad \left\{ \frac{1}{\hat{\mu}_{j'}} \left(\hat{L}_{j'}(p') X_i^{j'} - \hat{Q}_{j'}(p') \wedge X_i^{j'} \right) \right\}_{i=1}^{n_{j'}}.$$

Let $\hat{\lambda} = n_1/(n_1 + n_2)$. By Lemma 2.5, for independent samples, we estimate $E[\mathbb{G}(p) \mathbb{G}(p')]$ by

$$\hat{E}[\mathbb{G}(p) \mathbb{G}(p')] = (1 - \hat{\lambda}) \hat{E}[\mathcal{L}_1(p) \mathcal{L}_1(p')] + \hat{\lambda} \hat{E}[\mathcal{L}_2(p) \mathcal{L}_2(p')], \quad (2.31)$$

and for matched pairs, we estimate $E[\mathbb{G}(p) \mathbb{G}(p')]$ by

$$\begin{aligned} \hat{E}[\mathbb{G}(p) \mathbb{G}(p')] &= (1 - \hat{\lambda}) \hat{E}[\mathcal{L}_1(p) \mathcal{L}_1(p')] - \sqrt{\hat{\lambda}(1 - \hat{\lambda})} \hat{E}[\mathcal{L}_1(p) \mathcal{L}_2(p')] \\ &\quad - \sqrt{\hat{\lambda}(1 - \hat{\lambda})} \hat{E}[\mathcal{L}_2(p) \mathcal{L}_1(p')] + \hat{\lambda} \hat{E}[\mathcal{L}_2(p) \mathcal{L}_2(p')]. \end{aligned} \quad (2.32)$$

We let $\hat{\sigma}(p)^2 = \hat{E}[\mathbb{G}(p)^2]$ for all $p \in [0, 1]$, and for $w \in \{u, d\}$, we let $\hat{\sigma}_1^w = \hat{\sigma}$. Based on (2.28) and (2.29) with the estimates in (2.31) and (2.32), for $m \geq 2$, we estimate

$Var(\mathcal{I}_m^u(\mathbb{G})(p))$ and $Var(\mathcal{I}_m^d(\mathbb{G})(p))$ by

$$\hat{\sigma}_m^u(p)^2 = \int_0^p \cdots \int_0^{t'_3} \int_0^{t'_2} \left(\int_0^p \cdots \int_0^{t_3} \int_0^{t_2} \hat{E} [\mathbb{G}(t_1)\mathbb{G}(t'_1)] dt_1 dt_2 \cdots dt_{m-1} \right) dt'_1 dt'_2 \cdots dt'_{m-1} \quad (2.33)$$

and

$$\hat{\sigma}_m^d(p)^2 = \int_p^1 \cdots \int_{t'_3}^1 \int_{t'_2}^1 \left(\int_p^1 \cdots \int_{t_3}^1 \int_{t_2}^1 \hat{E} [\mathbb{G}(t_1)\mathbb{G}(t'_1)] dt_1 dt_2 \cdots dt_{m-1} \right) dt'_1 dt'_2 \cdots dt'_{m-1}, \quad (2.34)$$

respectively. Following [Sun and Beare \(2021\)](#), we construct the estimators of $B_+(\phi_m^w)$, $B_+(-\phi_m^w)$, and $B_0(\phi_m^w)$ by

$$\widehat{B_+(\phi_m^w)} = \left\{ p \in [0, 1] : \frac{\sqrt{T_n} \hat{\phi}_m^w(p)}{\xi_0 \vee \hat{\sigma}_m^w(p)} > t_n \right\}, \quad \widehat{B_+(-\phi_m^w)} = \left\{ p \in [0, 1] : \frac{\sqrt{T_n} \hat{\phi}_m^w(p)}{\xi_0 \vee \hat{\sigma}_m^w(p)} < -t_n \right\},$$

and $\widehat{B_0(\phi_m^w)} = \left\{ p \in [0, 1] : \left| \frac{\sqrt{T_n} \hat{\phi}_m^w(p)}{\xi_0 \vee \hat{\sigma}_m^w(p)} \right| \leq t_n \right\},$

where t_n is some tuning parameter such that $t_n \rightarrow \infty$ and $t_n/\sqrt{T_n} \rightarrow 0$ as $n \rightarrow \infty$ and ξ_0 is a small trimming parameter that bounds $\hat{\sigma}_m^w$ away from zero. In our simulations and application, ξ_0 is set to 0.001. We then construct the estimators of $\mathcal{F}'_{1\phi_m^w}$ and $\mathcal{F}'_{2\phi_m^w}$ by

$$\hat{\mathcal{F}}'_{1\phi_m^w}(h) = \int_{\widehat{B_+(\phi_m^w)}} h(p) dp + \int_{\widehat{B_0(\phi_m^w)}} \max\{h(p), 0\} dp$$

and $\hat{\mathcal{F}}'_{2\phi_m^w}(h) = \int_{\widehat{B_+(-\phi_m^w)}} -h(p) dp + \int_{\widehat{B_0(\phi_m^w)}} \max\{-h(p), 0\} dp$

for every $h \in \ell^\infty([0, 1])$. The estimator of $\mathcal{F}'_{\phi_m^w}$ is defined by

$$\hat{\mathcal{F}}'_{\phi_m^w}(h) = \frac{\hat{\mathcal{F}}'_{1\phi_m^w}(h) \mathcal{F}_2(\hat{\phi}_m^w) - \mathcal{F}_1(\hat{\phi}_m^w) \hat{\mathcal{F}}'_{2\phi_m^w}(h)}{\left(\mathcal{F}_1(\hat{\phi}_m^w) + \mathcal{F}_2(\hat{\phi}_m^w) \right)^2}$$

for every $h \in \ell^\infty([0, 1])$.

For independent samples, we draw bootstrap samples $\{\hat{X}_i^j\}_{i=1}^{n_j}$ independently with replacement from $\{X_i^j\}_{i=1}^{n_j}$ for $j = 1, 2$, and $\{\hat{X}_i^1\}_{i=1}^{n_1}$ is jointly independent of $\{\hat{X}_i^2\}_{i=1}^{n_2}$. For matched pairs, we draw a bootstrap sample $\{(\hat{X}_i^1, \hat{X}_i^2)\}_{i=1}^{n_1}$ independently with replacement from $\{(X_i^1, X_i^2)\}_{i=1}^{n_1}$. Then following [Barrett et al. \(2014\)](#) and [Sun and Beare \(2021\)](#), for $j = 1, 2$, we define the bootstrap empirical CDF

$$\hat{F}_j^*(x) = \frac{1}{n_j} \sum_{i=1}^{n_j} 1(\hat{X}_i^j \leq x), \quad x \in [0, \infty),$$

the bootstrap empirical quantile function

$$\hat{Q}_j^*(p) = \inf\{x \in [0, \infty) : \hat{F}_j^*(x) \geq p\}, \quad p \in [0, 1], \quad (2.35)$$

and the bootstrap empirical Lorenz curve

$$\hat{L}_j^*(p) = \frac{1}{\hat{\mu}_j^*} \int_0^p \hat{Q}_j^*(t) dt, \quad p \in [0, 1],$$

where $\hat{\mu}_j^*$ is the sample mean of $\{\hat{X}_i^j\}_{i=1}^{n_j}$. Let $\hat{L}_j^{1*} = \hat{L}_j^*$. For $m \geq 2$, define

$$\hat{L}_j^{m*}(p) = \int_0^p \hat{L}_j^{m-1*}(t) dt, \quad p \in [0, 1].$$

Define

$$\hat{\tilde{L}}_j^{2*}(p) = \int_p^1 (1 - \hat{L}_j^*(t)) dt, \quad p \in [0, 1],$$

and for $m \geq 3$,

$$\hat{\tilde{L}}_j^{m*}(p) = \int_p^1 \hat{\tilde{L}}_j^{m-1*}(t) dt, \quad p \in [0, 1].$$

The bootstrap approximation of ϕ is defined by

$$\hat{\phi}^*(p) = \hat{L}_2^*(p) - \hat{L}_1^*(p), \quad p \in [0, 1].$$

For $w \in \{u, d\}$, let $\hat{\phi}_1^{w*} = \hat{\phi}^*$. For $m \geq 2$, define

$$\hat{\phi}_m^{u*}(p) = \hat{L}_2^{m*}(p) - \hat{L}_1^{m*}(p) \quad \text{and} \quad \hat{\phi}_m^{d*}(p) = \hat{L}_1^{m*}(p) - \hat{L}_2^{m*}(p), \quad p \in [0, 1].$$

We define the bootstrap approximation of $c_m^w(L_1, L_2)$ by

$$\hat{c}_m^{w*}(L_1, L_2) = \mathcal{F}'_{\hat{\phi}_m^w}(\sqrt{T_n}(\hat{\phi}_m^{w*} - \hat{\phi}_m^w)). \quad (2.36)$$

For every $\beta \in (0, 1)$, let $c_{m,\beta}^w$ denote the β quantile of the distribution of $\mathcal{F}'_{\hat{\phi}_m^w}(\mathcal{I}_m^w(\mathbb{G}))$. We construct the bootstrap approximation of $c_{m,\beta}^w$ by

$$\hat{c}_{m,\beta}^w = \inf \left\{ c : \mathbb{P} \left(\hat{c}_m^{w*}(L_1, L_2) \leq c \mid \{X_i^1\}_{i=1}^{n_1}, \{X_i^2\}_{i=1}^{n_2} \right) \geq \beta \right\}. \quad (2.37)$$

In practice, we approximate $\hat{c}_{m,\beta}^w$ by computing the β quantile of the n_B independently generated $\hat{c}_m^{w*}(L_1, L_2)$, where n_B is chosen as large as is computationally convenient.

For a nominal significance level $\alpha \in (0, 1/2)$, we construct the $1-\alpha$ bootstrap confidence interval of $c_m^w(L_1, L_2)$ by

$$\text{CI}_{m,1-\alpha}^w = [\hat{c}_m^w(L_1, L_2) - T_n^{-1/2} \hat{c}_{m,1-\alpha/2}^w, \hat{c}_m^w(L_1, L_2) - T_n^{-1/2} \hat{c}_{m,\alpha/2}^w]. \quad (2.38)$$

Proposition 2.7 *Suppose that Assumptions 2.1 and 2.2 hold. For $m \geq 1$ and $w \in \{u, d\}$, if $c_m^w(L_1, L_2) \in (0, 1)$ and the CDF of $\mathcal{F}'_{\hat{\phi}_m^w}(\mathcal{I}_m^w(\mathbb{G}))$ is continuous and increasing at $c_{m,\alpha/2}^w$ and $c_{m,1-\alpha/2}^w$ then it follows that*

$$\lim_{n \rightarrow \infty} \mathbb{P}(c_m^w(L_1, L_2) \in \text{CI}_{m,1-\alpha}^w) = 1 - \alpha. \quad (2.39)$$

Proposition 2.7 provides the two-sided confidence interval for $c_m^w(L_1, L_2)$. It is straightforward to extend the result to one-sided confidence intervals.

3 Simulation Evidence

We run Monte Carlo simulations to provide evidence for the finite sample properties of the estimators and the bootstrap confidence intervals. In this section, we focus on the Lorenz dominance coefficient. Additional simulations are provided in Section C in the appendix. The number of bootstrap samples n_B is 1000. The number of Monte Carlo iterations is 1000. The nominal significance level is set to 0.05. We present the mean (Mean), the bias (Bias), the standard error (SE), and the root mean square error (RMSE) of the estimators, and present the coverage rate (CR) of the bootstrap confidence intervals in 1000 iterations.

As discussed in Sun and Beare (2021), Reed (2001, 2003) and Toda (2012) show that income distributions can be well approximated by members of the double Pareto parametric family. We use distributions from this family to construct the simulations. The density function for the double Pareto family is

$$f(x) = \begin{cases} \frac{\alpha\beta}{\alpha+\beta} M^\alpha x^{-\alpha-1} & x \geq M, \\ \frac{\alpha\beta}{\alpha+\beta} M^{-\beta} x^{\beta-1} & 0 \leq x < M, \end{cases}$$

where $M > 0$ is a scale parameter. For $\alpha, \beta > 0$, we write $X \sim \text{dP}(\alpha, \beta)$ to denote that the random variable X has the double Pareto distribution with M normalized to one and shape parameters α, β . Assumption 2.1 is satisfied when $\alpha > 2$. We let $X^1 \sim \text{dP}(3, 1.5)$ and $X_{(\beta)}^2 \sim \text{dP}(2.1, \beta)$ with $\beta \in \{2, 3, 4, 5\}$. Figure 3.1 displays the Lorenz curves L_1 and $L_{2(\beta)}$ corresponding to the above DGPs. The LDC $c(L_1, L_2) = 0.04703, 0.31489, 0.45198,$ and 0.51960 , respectively, for $\beta = 2, 3, 4,$ and 5 . We choose the tuning parameter from $t_n \in (0, 20]$. In Section C.3, we show how to choose t_n empirically to construct the bootstrap

confidence intervals. For independent samples, we let

$$(n_1, n_2) \in \{(200, 200), (200, 500), (200, 1000), (1000, 2000), (10000, 10000)\}.$$

For matched pairs, we let

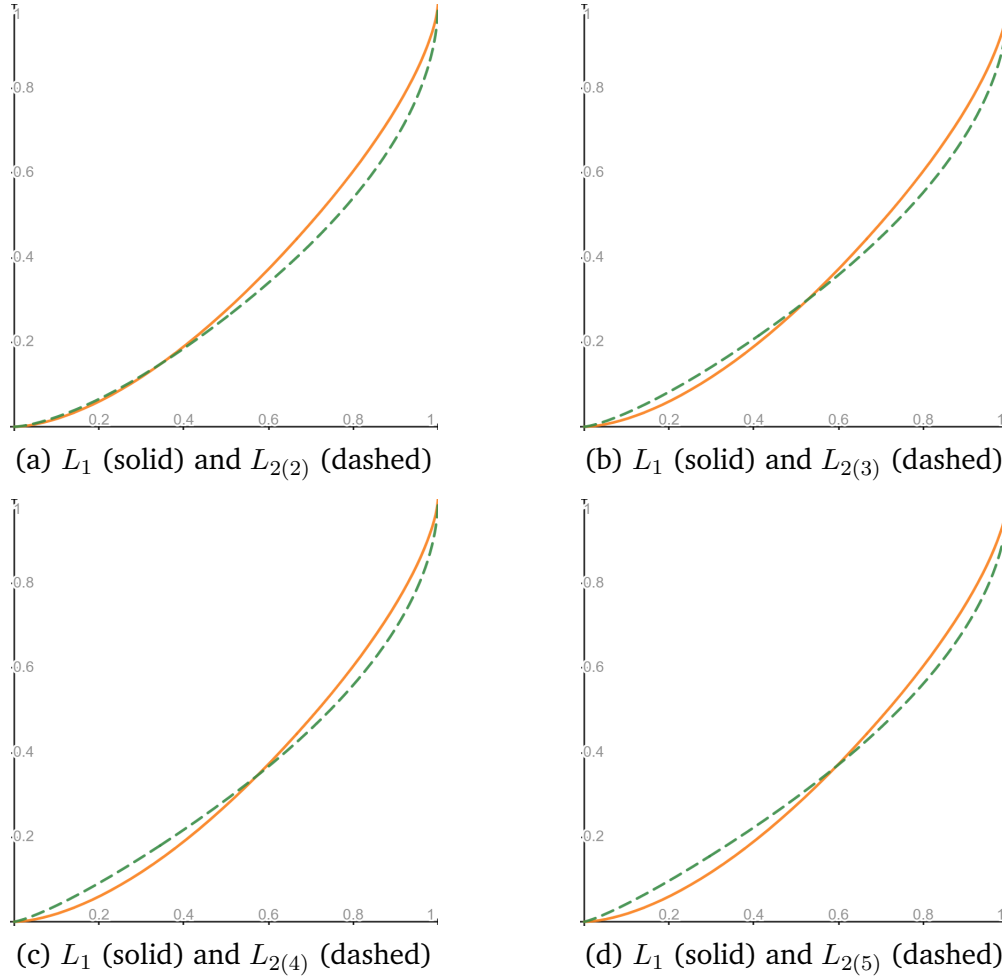
$$(n_1, n_2) \in \{(200, 200), (500, 500), (1000, 1000), (2000, 2000), (10000, 10000)\}.$$

Tables 3.1 and 3.2 show the simulation results for independent samples and matched pairs. For all the DGPs, as n_1 and n_2 increase, Mean gets close to $c(L_1, L_2)$, Bias decreases to 0, and both SE and RMSE decrease; under appropriate choices of t_n , CR approaches to 95%.

Table 3.1: Estimations and Coverage Rates for LDC (Independent Samples)

DGP	$c(L_1, L_2)$	n_1	n_2	Mean	Bias	SE	RMSE	t_n	CR
(a)	0.04703	200	200	0.2305	0.1834	0.3088	0.3592	0.001	0.7040
		200	500	0.1529	0.1058	0.2420	0.2641	0.001	0.7270
		200	1000	0.1258	0.0788	0.2144	0.2284	0.001	0.7200
		1000	2000	0.0733	0.0263	0.0754	0.0798	0.001	0.8630
		10000	10000	0.0523	0.0053	0.0233	0.0239	0.001	0.9330
(b)	0.31489	200	200	0.4753	0.1604	0.3341	0.3706	0.001	0.6970
		200	500	0.3986	0.0837	0.2865	0.2985	0.001	0.7840
		200	1000	0.3695	0.0546	0.2650	0.2706	0.001	0.7900
		1000	2000	0.3515	0.0366	0.1612	0.1653	0.001	0.9140
		10000	10000	0.3260	0.0111	0.0718	0.0727	0.001	0.9330
(c)	0.45198	200	200	0.5680	0.1160	0.3182	0.3387	0.001	0.6720
		200	500	0.5056	0.0537	0.2770	0.2821	0.001	0.7800
		200	1000	0.4811	0.0292	0.2574	0.2590	0.001	0.7940
		1000	2000	0.4804	0.0284	0.1678	0.1702	0.001	0.9100
		10000	10000	0.4619	0.0099	0.0799	0.0805	0.001	0.9260
(d)	0.51960	200	200	0.6114	0.0918	0.3060	0.3195	0.001	0.6690
		200	500	0.5575	0.0379	0.2674	0.2701	0.001	0.7740
		200	1000	0.5360	0.0164	0.2484	0.2489	0.001	0.7850
		1000	2000	0.5427	0.0231	0.1655	0.1671	0.001	0.9030
		10000	10000	0.5283	0.0087	0.0806	0.0811	0.001	0.9280

Figure 3.1: Lorenz Curves for Four DGPs



4 Empirical Application

In this section, we revisit the example of [Aaberge et al. \(2021\)](#) about the inequality growth in the United Kingdom over the past few decades which may be related to the business cycle ([Blundell and Etheridge, 2010](#)). We use the replication data of [Aaberge et al. \(2021\)](#), which originally came from the European Community Household Panel (ECHP) for 1995–2001, and from the European Union Statistics on Income and Living Conditions (EU-SILC) for 2005–2010. In each year, the sample was restricted to households with a male aged 25–64. We follow [Aaberge et al. \(2021\)](#) and focus on the distribution of individual equivalent income adjusted for inflation and differences in household size and

Table 3.2: Estimations and Coverage Rates for LDC (Matched Pairs)

DGP	$c(L_1, L_2)$	n_1	n_2	Mean	Bias	SE	RMSE	t_n	CR
(a)	0.04703	200	200	0.1733	0.1262	0.2616	0.2904	0.001	0.7330
		500	500	0.1173	0.0703	0.1783	0.1917	0.001	0.8280
		1000	1000	0.0914	0.0444	0.1004	0.1097	0.001	0.9010
		2000	2000	0.0692	0.0222	0.0585	0.0626	0.001	0.9070
		10000	10000	0.0491	0.0021	0.0179	0.0181	1.0	0.9380
(b)	0.31489	200	200	0.4158	0.1009	0.3068	0.3230	0.001	0.7560
		500	500	0.4162	0.1013	0.2334	0.2544	0.001	0.8590
		1000	1000	0.3907	0.0758	0.1808	0.1961	0.001	0.9060
		2000	2000	0.3568	0.0419	0.1434	0.1494	0.001	0.9170
		10000	10000	0.3196	0.0047	0.0602	0.0604	7.7	0.9500
(c)	0.45198	200	200	0.5185	0.0665	0.2986	0.3059	0.001	0.7560
		500	500	0.5473	0.0953	0.2249	0.2443	0.001	0.8590
		1000	1000	0.5168	0.0648	0.1811	0.1923	0.001	0.9060
		2000	2000	0.4903	0.0383	0.1546	0.1593	0.001	0.9170
		10000	10000	0.4561	0.0041	0.0686	0.0687	4.4	0.9500
(d)	0.51960	200	200	0.5682	0.0486	0.2898	0.2938	0.001	0.7520
		500	500	0.6094	0.0898	0.2144	0.2325	0.001	0.8510
		1000	1000	0.5752	0.0556	0.1760	0.1845	0.001	0.9000
		2000	2000	0.5547	0.0351	0.1549	0.1589	0.001	0.9060
		10000	10000	0.5232	0.0036	0.0700	0.0701	3.5	0.9500

composition.

Tables 3 and 4 of [Aaberge et al. \(2021\)](#) report the successful rankings based on the 3rd-degree upward and downward inverse stochastic dominances. They show that the 3rd-degree upward inverse stochastic dominance does not provide a complete ranking for several years. We apply the proposed method to estimate the upward inverse stochastic dominance coefficients (UISDCs) and construct the confidence intervals of these coefficients for some of these years.⁷ We compare the latter years (F_1) with the former years (F_2) shown in Table 4.1, and find that all the estimated UISDCs are small. Furthermore, the bootstrap confidence intervals are narrow. These facts provide evidence that the income distributions of the latter years may almost upward inverse stochastically dominate the income distributions of the former years, which complements the results of [Aaberge et al. \(2021\)](#).

⁷See theoretical and simulation results for upward and downward inverse stochastic dominance coefficients in Sections A and C in the appendix.

Table 4.1: Inequality Growth in the United Kingdom

Year	UISDC	CI	Year	UISDC	CI
94–98	3.2067e-08	[0, 3.0653e-07]	96–98	2.9089e-06	[0, 1.6521e-05]
94–99	1.287e-07	[0, 8.9855e-07]	96–99	5.9121e-06	[0, 3.0879e-05]
94–00	3.0482e-07	[0, 1.7727e-06]	96–00	3.8907e-06	[0, 1.6773e-05]
94–01	3.9715e-07	[0, 2.5549e-06]	96–01	1.2211e-05	[0, 5.0282e-05]
95–98	1.0184e-07	[0, 8.0492e-07]	97–98	0.0063743	[0, 0.056701]
95–99	3.6099e-07	[0, 2.5261e-06]	97–99	0.0091885	[0, 0.069839]
95–00	6.5108e-07	[0, 3.5034e-06]	97–00	8.1315e-05	[0, 0.0004528]
95–01	1.7317e-06	[0, 9.5748e-06]	97–01	0.00027027	[0, 0.0011134]

References

- Aaberge, R. (2001). Axiomatic characterization of the Gini coefficient and Lorenz curve orderings. *Journal of Economic Theory*, 101(1):115–132.
- Aaberge, R. (2009). Ranking intersecting Lorenz curves. *Social Choice and Welfare*, 33(2):235–259.
- Aaberge, R., Havnes, T., and Mogstad, M. (2021). Ranking intersecting distribution functions. *Journal of Applied Econometrics*, 36(6):639–662.
- Andrews, D. W. (2000). Inconsistency of the bootstrap when a parameter is on the boundary of the parameter space. *Econometrica*, 68(2):399–405.
- Atkinson, A. B. (1970). On the measurement of inequality. *Journal of Economic Theory*, 2(3):244–263.
- Atkinson, A. B. (2008). More on the measurement of inequality. *Journal of Economic Inequality*, 6(3).
- Barrett, G. F. and Donald, S. G. (2003). Consistent tests for stochastic dominance. *Econometrica*, 71(1):71–104.
- Barrett, G. F., Donald, S. G., and Bhattacharya, D. (2014). Consistent nonparametric tests for Lorenz dominance. *Journal of Business & Economic Statistics*, 32(1):1–13.

- Beare, B. K. (2010). Copulas and temporal dependence. *Econometrica*, 78(1):395–410.
- Beare, B. K. and Fang, Z. (2017). Weak convergence of the least concave majorant of estimators for a concave distribution function. *Electronic Journal of Statistics*, 11(2):3841–3870.
- Beare, B. K. and Moon, J.-M. (2015). Nonparametric tests of density ratio ordering. *Econometric Theory*, 31(3):471–492.
- Beare, B. K. and Shi, X. (2019). An improved bootstrap test of density ratio ordering. *Econometrics and Statistics*, 10:9–26.
- Bickel, P. J., Götze, F., and van Zwet, W. R. (2012). Resampling fewer than n observations: Gains, losses, and remedies for losses. In *Selected works of Willem van Zwet*, pages 267–297. Springer.
- Bishop, J. A., Formby, J. P., and Smith, W. J. (1991a). International comparisons of income inequality: Tests for Lorenz dominance across nine countries. *Economica*, 58(232):461–477.
- Bishop, J. A., Formby, J. P., and Smith, W. J. (1991b). Lorenz dominance and welfare: Changes in the US distribution of income, 1967-1986. *The Review of Economics and Statistics*, 73(1):134–139.
- Blundell, R. and Etheridge, B. (2010). Consumption, income and earnings inequality in Britain. *Review of Economic Dynamics*, 13(1):76–102.
- Chen, Q. and Fang, Z. (2019). Improved inference on the rank of a matrix. *Quantitative Economics*, 10(4):1787–1824.
- Dardanoni, V. and Forcina, A. (1999). Inference for Lorenz curve orderings. *The Econometrics Journal*, 2(1):49–75.

- Davidson, R. and Duclos, J.-Y. (2000). Statistical inference for stochastic dominance and for the measurement of poverty and inequality. *Econometrica*, 68(6):1435–1464.
- Davies, J. and Hoy, M. (1995). Making inequality comparisons when Lorenz curves intersect. *The American Economic Review*, pages 980–986.
- Denuit, M. M., Huang, R. J., Tzeng, L. Y., and Wang, C. W. (2014). Almost marginal conditional stochastic dominance. *Journal of Banking & Finance*, 41:57–66.
- Dümbgen, L. (1993). On nondifferentiable functions and the bootstrap. *Probability Theory and Related Fields*, 95(1):125–140.
- Fang, Z. and Santos, A. (2019). Inference on directionally differentiable functions. *The Review of Economic Studies*, 86(1):377–412.
- Folland, G. B. (1999). *Real Analysis: Modern Techniques and Their Applications*. John Wiley & Sons.
- Guo, X., Post, T., Wong, W.-K., and Zhu, L. (2014). Moment conditions for almost stochastic dominance. *Economics Letters*, 124(2):163–167.
- Guo, X., Wong, W.-K., and Zhu, L. (2016). Almost stochastic dominance for risk averters and risk seeker. *Finance Research Letters*, 19:15–21.
- Guo, X., Zhu, X., Wong, W.-K., and Zhu, L. (2013). A note on almost stochastic dominance. *Economics Letters*, 121(2):252–256.
- Hansen, B. E. (2017). Regression kink with an unknown threshold. *Journal of Business & Economic Statistics*, 35(2):228–240.
- Hirano, K. and Porter, J. R. (2012). Impossibility results for nondifferentiable functionals. *Econometrica*, 80(4):1769–1790.

- Huang, Y.-C., Kan, K., Tzeng, L. Y., and Wang, K. C. (2021). Estimating the critical parameter in almost stochastic dominance from insurance deductibles. *Management Science*, 67(8):4742–4755.
- Kaji, T. (2019). Asymptotic theory of L -statistics and integrable empirical processes. arXiv:1910.07572.
- Lee, S., Song, K., and Whang, Y.-J. (2018). Testing for a general class of functional inequalities. *Econometric Theory*, 34(5):1018–1064.
- Leshno, M. and Levy, H. (2002). Preferred by “all” and preferred by “most” decision makers: Almost stochastic dominance. *Management Science*, 48(8):1074–1085.
- Linton, O., Song, K., and Whang, Y.-J. (2010). An improved bootstrap test of stochastic dominance. *Journal of Econometrics*, 154(2):186–202.
- McFadden, D. (1989). Testing for stochastic dominance. In *Studies in the Economics of Uncertainty*, pages 113–134. Springer.
- Reed, W. J. (2001). The Pareto, Zipf and other power laws. *Economics Letters*, 74(1):15–19.
- Reed, W. J. (2003). The Pareto law of incomes—An explanation and an extension. *Physica A: Statistical Mechanics and Its Applications*, 319:469–486.
- Seo, J. (2018). Tests of stochastic monotonicity with improved power. *Journal of Econometrics*, 207(1):53–70.
- Shorrocks, A. and Slottje, D. (2002). Approximating unanimity orderings: An application to Lorenz dominance. *Journal of Economics*, 77(1):91–117.
- Sun, Z. (2023). Instrument validity for heterogeneous causal effects. *Journal of Econometrics*, 237(2, Part A):105523.

- Sun, Z. and Beare, B. K. (2021). Improved nonparametric bootstrap tests of Lorenz dominance. *Journal of Business & Economic Statistics*, 39(1):189–199.
- Toda, A. A. (2012). The double power law in income distribution: Explanations and evidence. *Journal of Economic Behavior & Organization*, 84(1):364–381.
- Tsetlin, I., Winkler, R. L., Huang, R. J., and Tzeng, L. Y. (2015). Generalized almost stochastic dominance. *Operations Research*, 63(2):363–377.
- Tzeng, L. Y., Huang, R. J., and Shih, P.-T. (2013). Revisiting almost second-degree stochastic dominance. *Management Science*, 59(5):1250–1254.
- van der Vaart, A. W. and Wellner, J. A. (1996). *Weak Convergence and Empirical Processes*. Springer.
- Whang, Y.-J. (2019). *Econometric analysis of stochastic dominance: Concepts, methods, tools, and applications*. Cambridge University Press.
- Yaari, M. E. (1988). A controversial proposal concerning inequality measurement. *Journal of Economic Theory*, 44(2):381–397.
- Zheng, B. (2018). Almost Lorenz dominance. *Social Choice and Welfare*, 51(1):51–63.

Almost Dominance: Inference and Application

Online Supplementary Appendix

Xiaojun Song Zhenting Sun

A Almost Inverse Stochastic Dominance	1
A.1 Almost Upward Inverse Stochastic Dominance and Social Welfare	3
A.2 Almost Downward Inverse Stochastic Dominance and Social Welfare	5
A.3 Estimation and Inference	8
B Almost Stochastic Dominance	14
B.1 Estimation and Inference	17
C Additional Simulation Evidence	22
C.1 Inverse Stochastic Dominance Coefficient	22
C.2 Stochastic Dominance Coefficient	23
C.3 Tuning Parameter Selection	25
D Proofs	26
D.1 Proofs for Section 2	26
D.2 Proofs for Section A	41
D.3 Proofs for Section B	42

A Almost Inverse Stochastic Dominance

Following [Leshno and Levy \(2002\)](#), [Zheng \(2018\)](#), and [Aaberge et al. \(2021\)](#), in this section, we propose *almost inverse stochastic dominances*, define the *inverse stochastic dominance coefficients*, and establish an inference procedure for these coefficients. Let F_1 and

F_2 be two distributions that satisfy Assumption 2.1. Define

$$\Lambda_j^2(p) = \int_0^p F_j^{-1}(t) dt, \quad p \in [0, 1].$$

Let P denote the social planner's preference function. As pointed out by Yaari (1988) and Aaberge et al. (2021), the social welfare functions are consistent with the condition of second-degree stochastic dominance if and only if $P' > 0$ and $P^{(2)} < 0$. We follow Aaberge et al. (2021) and define the set of social planner's preference functions

$$\mathcal{P} = \left\{ \begin{array}{l} P \in C([0, 1]) : P(0) = 0, P(1) = 1, P'(1) = 0, \\ P'(t) > 0 \text{ and } P^{(2)}(t) < 0 \text{ for all } t \in (0, 1) \end{array} \right\}.$$

We then define the welfare functions W_P such that for every $P \in \mathcal{P}$ and every CDF F ,

$$W_P(F) = \int_0^1 P'(t) F^{-1}(t) dt.$$

Theorem 1 of Aaberge (2001) demonstrates that a person who supports Axioms 1–4 in Aaberge (2001) ranks Lorenz curves according to the criterion W_P .

Remark A.1 Aaberge et al. (2021) discuss the relationship between the inequality measure J_P defined in (2.10) and the social welfare measure W_P . Ebert (1987) shows that for every preference function $P \in \mathcal{P}$ and every distribution function F that satisfies Assumption 2.1, $W_P(F) = \mu_F(1 - J_P(L_F))$, where μ_F denotes the population mean for F and L_F denotes the Lorenz curve corresponding to F . As pointed out by Aaberge et al. (2021), the product $\mu_F J_P(L_F)$ presents the loss in social welfare due to inequality in the distribution.

A.1 Almost Upward Inverse Stochastic Dominance and Social Welfare

For $m \geq 3$, define

$$\begin{aligned}\Lambda_j^m(p) &= \int_0^p \Lambda_j^{m-1}(t) dt = \int_0^p \cdots \int_0^{t_3} \int_0^{t_2} F_j^{-1}(t_1) dt_1 dt_2 \cdots dt_{m-1} \\ &= \frac{1}{(m-2)!} \int_0^p (p-t)^{m-2} F^{-1}(t) dt, \quad p \in [0, 1].\end{aligned}$$

[Aaberge et al. \(2021\)](#) introduce the m th-degree upward inverse stochastic dominance for $m \geq 3$.

Definition A.1 *A distribution F_1 m th-degree upward inverse stochastically dominates a distribution F_2 if $\Lambda_1^m(p) \geq \Lambda_2^m(p)$ for all $p \in [0, 1]$.*

When $m = 2$, the upward inverse stochastic dominance is the generalized Lorenz dominance. We generalize the upward inverse stochastic dominance in [Aaberge et al. \(2021\)](#) to almost upward inverse stochastic dominance.

Definition A.2 *For every $\varepsilon_m \in [0, 1/2)$, the CDF F_1 ε_m -almost m th-degree upward inverse stochastically dominates the CDF F_2 (F_1 ε_m -AmUISD F_2), if*

$$\int_0^1 \max(\Lambda_2^m(p) - \Lambda_1^m(p), 0) dp \leq \varepsilon_m \int_0^1 |\Lambda_2^m(p) - \Lambda_1^m(p)| dp. \quad (\text{A.1})$$

For every $\varepsilon_m \in (0, 1/2)$, we define

$$\mathcal{P}_m(\varepsilon_m) = \left\{ \begin{array}{l} P \in \mathcal{P} : (-1)^{m-1} P^{(m)} \geq 0, P^{(j)}(1) = 0 \text{ for } j \in \{2, \dots, m-1\}, \\ \sup_t \{(-1)^{m-1} P^{(m)}(t)\} \leq \inf_t \{(-1)^{m-1} P^{(m)}(t)\} \cdot \left(\frac{1}{\varepsilon_m} - 1\right) \end{array} \right\}$$

and

$$\mathcal{P}'_m(\varepsilon_m) = \left\{ \begin{array}{l} P \in \mathcal{P} : (-1)^{m-1} P^{(m)} \geq 0, (-1)^{j-1} P^{(j)}(1) \geq 0 \text{ for } j \in \{2, \dots, m-1\}, \\ \sup_t \{(-1)^{m-1} P^{(m)}(t)\} \leq \inf_t \{(-1)^{m-1} P^{(m)}(t)\} \cdot \left(\frac{1}{\varepsilon_m} - 1\right) \end{array} \right\}.$$

Then the following proposition links AmUI SD to the social welfare function W_P with P from $\mathcal{P}_m(\varepsilon_m)$ and $\mathcal{P}'_m(\varepsilon_m)$.

Proposition A.1 *For every $\varepsilon_m \in (0, 1/2)$, if F_1 ε_m -AmUI SD F_2 , then $W_P(F_1) \geq W_P(F_2)$ for every $P \in \mathcal{P}_m(\varepsilon_m)$. If F_1 ε_m -AmUI SD F_2 and $\Lambda_1^j(1) \geq \Lambda_2^j(1)$ for all $j \in \{3, \dots, m\}$, then $W_P(F_1) \geq W_P(F_2)$ for every $P \in \mathcal{P}'_m(\varepsilon_m)$.*

For $m \geq 3$, following Lemma 2.1, it is straightforward to show that F_1 ε_m -AmUI SD F_2 if and only if there is $c_m \in [0, \varepsilon_m]$ such that

$$\int_0^1 \max(\Lambda_2^m(p) - \Lambda_1^m(p), 0) dp = c_m \int_0^1 |\Lambda_2^m(p) - \Lambda_1^m(p)| dp.$$

We now define the upward inverse stochastic dominance coefficient as follows.

Definition A.3 *For $m \geq 3$, the F_1 - F_2 m th-degree upward inverse stochastic dominance coefficient (F_1 - F_2 m UISDC), denoted by $c_m^u(F_1, F_2)$, is defined as*

$$c_m^u(F_1, F_2) = \inf \left\{ \varepsilon_m \in [0, 1] : \int_0^1 \max(\Lambda_2^m(p) - \Lambda_1^m(p), 0) dp \leq \varepsilon_m \int_0^1 |\Lambda_2^m(p) - \Lambda_1^m(p)| dp \right\}. \quad (\text{A.2})$$

We define the difference function

$$\phi_m^u(p) = \Lambda_2^m(p) - \Lambda_1^m(p), \quad p \in [0, 1]. \quad (\text{A.3})$$

The following lemma summarizes the properties of the m UISDC $c_m^u(F_1, F_2)$.

Lemma A.1 *The m UISDC $c_m^u(F_1, F_2)$ is the smallest ε_m in $[0, 1]$ such that (A.1) holds. With*

(1.1), it follows that

$$\begin{aligned} c_m^u(F_1, F_2) &= \frac{\int_0^1 \max(\Lambda_2^m(p) - \Lambda_1^m(p), 0) dp}{\int_0^1 |\Lambda_1^m(p) - \Lambda_2^m(p)| dp} \\ &= \frac{\int_0^1 \max\{\phi_m^u(p), 0\} dp}{\int_0^1 \max\{\phi_m^u(p), 0\} dp + \int_0^1 \max\{-\phi_m^u(p), 0\} dp}. \end{aligned} \quad (\text{A.4})$$

In addition, if $c_m^u(F_1, F_2) \in (0, 1]$, then $c_m^u(F_2, F_1) = 1 - c_m^u(F_1, F_2)$.

According to Lemma A.1, F_1 ε_m -AmUISD F_2 for all $\varepsilon_m \in [c_m^u(F_1, F_2), 1/2]$ if $c_m^u(F_1, F_2) < 1/2$. On the other hand, $c_m^u(F_1, F_2) > 1/2$ implies that F_2 ε_m -AmUISD F_1 for all $\varepsilon_m \in [1 - c_m^u(F_1, F_2), 1/2]$. Thus, $c_m^u(F_1, F_2)$ presents the degree of almost upward inverse stochastic dominance relationship between F_1 and F_2 , and provides all ε_m such that the ε_m -AmUISD holds.

Proposition A.2 *If $c_m^u(F_1, F_2) \in (0, 1/2)$, it then follows that $W_P(F_1) \geq W_P(F_2)$ for all $P \in \cup_{\varepsilon_m \in [c_m^u(F_1, F_2), 1/2]} \mathcal{P}_m(\varepsilon_m)$. If, in addition, $\Lambda_1^j(1) \geq \Lambda_2^j(1)$ for all $j \in \{3, \dots, m\}$, it follows that $W_P(F_1) \geq W_P(F_2)$ for every $P \in \cup_{\varepsilon_m \in [c_m^u(F_1, F_2), 1/2]} \mathcal{P}'_m(\varepsilon_m)$.*

Similar to Proposition 2.1, Proposition A.2 shows the importance of UISDC concerning welfare functions W_P . The smaller the UISDC $c_m^u(F_1, F_2)$ is, the more welfare functions show higher welfare for the distribution F_1 compared to F_2 . With the knowledge of $c_m^u(F_1, F_2)$, we can infer the relationship between F_1 and F_2 based on a class of welfare functions.

A.2 Almost Downward Inverse Stochastic Dominance and Social Welfare

Aaberge et al. (2021) introduce the m th-degree downward inverse stochastic dominance

for $m \geq 3$. For $j = 1, 2$, define

$$\begin{aligned}\tilde{\Lambda}_j^3(p) &= \int_p^1 \Lambda_j^2(t) dt = \int_0^1 \Lambda_j^2(t) dt - \Lambda_j^3(p) \\ &= (1-p) \int_0^1 F_j^{-1}(t) dt - \int_p^1 (t-p) F_j^{-1}(t) dt, \quad p \in [0, 1].\end{aligned}$$

For $m \geq 4$, define

$$\begin{aligned}\tilde{\Lambda}_j^m(p) &= \int_p^1 \tilde{\Lambda}_j^{m-1}(t) dt = \int_p^1 \cdots \int_{t_3}^1 \int_0^{t_2} F_j^{-1}(t_1) dt_1 dt_2 \cdots dt_{m-1} \\ &= \frac{1}{(m-2)!} \left[(1-p)^{m-2} \int_0^1 F^{-1}(t) dt - \int_p^1 (t-p)^{m-2} F^{-1}(t) dt \right], \quad p \in [0, 1].\end{aligned}$$

Definition A.4 A distribution F_1 m th-degree downward inverse stochastically dominates a distribution F_2 if $\tilde{\Lambda}_1^m(p) \geq \tilde{\Lambda}_2^m(p)$ for all $p \in [0, 1]$.

We generalize the downward inverse stochastic dominance in [Aaberge et al. \(2021\)](#) to almost downward inverse stochastic dominance.

Definition A.5 For every $\varepsilon_m \in [0, 1/2)$, the CDF F_1 ε_m -almost m th-degree downward inverse stochastically dominates the CDF F_2 (F_1 ε_m -AmDISD F_2), if

$$\int_0^1 \max\left(\tilde{\Lambda}_2^m(p) - \tilde{\Lambda}_1^m(p), 0\right) dp \leq \varepsilon_m \int_0^1 \left|\tilde{\Lambda}_2^m(p) - \tilde{\Lambda}_1^m(p)\right| dp.$$

For every $\varepsilon_m \in (0, 1/2)$, we define

$$\tilde{\mathcal{P}}_m(\varepsilon_m) = \left\{ P \in \mathcal{P} : P^{(m)} \leq 0, P^{(j)}(0) = 0 \text{ for } j \in \{2, \dots, m-1\}, \right. \\ \left. \sup_t \{-P^{(m)}(t)\} \leq \inf_t \{-P^{(m)}(t)\} \cdot \left(\frac{1}{\varepsilon_m} - 1\right) \right\}$$

and

$$\tilde{\mathcal{P}}'_m(\varepsilon_m) = \left\{ P \in \mathcal{P} : P^{(m)} \leq 0, P^{(j)}(0) \leq 0 \text{ for } j \in \{2, \dots, m-1\}, \right. \\ \left. \sup_t \{-P^{(m)}(t)\} \leq \inf_t \{-P^{(m)}(t)\} \cdot \left(\frac{1}{\varepsilon_m} - 1\right) \right\}.$$

Then the following proposition links AmDISD to the social welfare function W_P with P from $\tilde{\mathcal{P}}_m(\varepsilon_m)$ and $\tilde{\mathcal{P}}'_m(\varepsilon_m)$.

Proposition A.3 *For every $\varepsilon_m \in (0, 1/2)$, if F_1 ε_m -AmDISD F_2 , then $W_P(F_1) \geq W_P(F_2)$ for every $P \in \tilde{\mathcal{P}}_m(\varepsilon_m)$. If F_1 ε_m -AmDISD F_2 and $\tilde{\Lambda}_1^j(0) \geq \tilde{\Lambda}_2^j(0)$ for all $j \in \{3, \dots, m\}$, then $W_P(F_1) \geq W_P(F_2)$ for every $P \in \tilde{\mathcal{P}}'_m(\varepsilon_m)$.*

For $m \geq 3$, following Lemma 2.1, it is straightforward to show that F_1 ε_m -AmDISD F_2 if and only if there is $c_m \in [0, \varepsilon_m]$ such that

$$\int_0^1 \max\left(\tilde{\Lambda}_2^m(p) - \tilde{\Lambda}_1^m(p), 0\right) dp = c_m \int_0^1 \left|\tilde{\Lambda}_2^m(p) - \tilde{\Lambda}_1^m(p)\right| dp.$$

We now define the downward inverse stochastic dominance coefficient as follows.

Definition A.6 *For $m \geq 3$, the F_1 - F_2 m th-degree downward inverse stochastic dominance coefficient (F_1 - F_2 m DISDC), denoted by $c_m^d(F_1, F_2)$, is defined as*

$$c_m^d(F_1, F_2) = \inf \left\{ \varepsilon_m \in [0, 1] : \int_0^1 \max\left(\tilde{\Lambda}_2^m(p) - \tilde{\Lambda}_1^m(p), 0\right) dp \leq \varepsilon_m \int_0^1 \left|\tilde{\Lambda}_2^m(p) - \tilde{\Lambda}_1^m(p)\right| dp \right\}. \quad (\text{A.5})$$

We define the difference function

$$\phi_m^d(p) = \tilde{\Lambda}_2^m(p) - \tilde{\Lambda}_1^m(p), \quad p \in [0, 1]. \quad (\text{A.6})$$

The following lemma summarizes the properties of the m DISDC $c_m^d(F_1, F_2)$.

Lemma A.2 *The m DISDC $c_m^d(F_1, F_2)$ is the smallest ε_m in $[0, 1]$ such that (A.5) holds. With*

(1.1), it follows that

$$\begin{aligned}
c_m^d(F_1, F_2) &= \frac{\int_0^1 \max\left(\tilde{\Lambda}_2^m(p) - \tilde{\Lambda}_1^m(p), 0\right) dp}{\int_0^1 \left|\tilde{\Lambda}_1^m(p) - \tilde{\Lambda}_2^m(p)\right| dp} \\
&= \frac{\int_0^1 \max\{\phi_m^d(p), 0\} dp}{\int_0^1 \max\{\phi_m^d(p), 0\} dp + \int_0^1 \max\{-\phi_m^d(p), 0\} dp}. \tag{A.7}
\end{aligned}$$

In addition, if $c_m^d(F_1, F_2) \in (0, 1]$, then $c_m^d(F_2, F_1) = 1 - c_m^d(F_1, F_2)$.

According to Lemma A.2, F_1 ε_m -AmDISD F_2 for all $\varepsilon_m \in [c_m^d(F_1, F_2), 1/2]$ if $c_m^d(F_1, F_2) < 1/2$. On the other hand, $c_m^d(F_1, F_2) > 1/2$ implies that F_2 ε_m -AmDISD F_1 for all $\varepsilon_m \in [1 - c_m^d(F_1, F_2), 1/2]$. Thus, $c_m^d(F_1, F_2)$ presents the degree of almost downward inverse stochastic dominance relationship between F_1 and F_2 , and provides all ε_m such that the ε_m -AmDISD holds.

Proposition A.4 *If $c_m^d(F_1, F_2) \in (0, 1/2)$, it then follows that $W_P(F_1) \geq W_P(F_2)$ for all $P \in \cup_{\varepsilon_m \in [c_m^d(F_1, F_2), 1/2]} \tilde{\mathcal{P}}_m(\varepsilon_m)$. If, in addition, $\tilde{\Lambda}_1^j(0) \geq \tilde{\Lambda}_2^j(0)$ for all $j \in \{3, \dots, m\}$, then $W_P(F_1) \geq W_P(F_2)$ for every $P \in \cup_{\varepsilon_m \in [c_m^d(F_1, F_2), 1/2]} \tilde{\mathcal{P}}'_m(\varepsilon_m)$.*

Similar to Proposition 2.1, Proposition A.4 shows the importance of DISDC concerning welfare functions W_P . The smaller the DISDC $c_m^d(F_1, F_2)$ is, the more welfare functions show higher welfare for the distribution F_1 compared to F_2 . With the knowledge of $c_m^d(F_1, F_2)$, we can infer the relationship between F_1 and F_2 based on a class of welfare functions.

A.3 Estimation and Inference

Let \mathcal{F} , \hat{F}_j , and \hat{Q}_j be defined as in (2.18), (2.19), and (2.20). Let \mathcal{B}_1 and \mathcal{B}_2 be the centered Gaussian random elements in $C([0, 1])$ defined in Section 2.3.3. It is straightforward to

show that (see the proof of Lemma B.2)

$$\begin{pmatrix} n_1^{1/2} (\hat{F}_1 - F_1) \\ n_2^{1/2} (\hat{F}_2 - F_2) \end{pmatrix} \rightsquigarrow \begin{pmatrix} \mathcal{B}_1 \circ F_1 \\ \mathcal{B}_2 \circ F_2 \end{pmatrix}$$

in $\ell^\infty([0, \infty)) \times \ell^\infty([0, \infty))$. Sun and Beare (2021) show that under Assumptions 2.1 and 2.2, we can apply the results of Kaji (2019) and obtain

$$\begin{pmatrix} n_1^{1/2} (\hat{Q}_1 - Q_1) \\ n_2^{1/2} (\hat{Q}_2 - Q_2) \end{pmatrix} \rightsquigarrow \begin{pmatrix} -Q'_1 \cdot \mathcal{B}_1 \\ -Q'_2 \cdot \mathcal{B}_2 \end{pmatrix}$$

in $L^1([0, 1]) \times L^1([0, 1])$. Recall that for all $p \in [0, 1]$, $\Lambda_j^2(p) = \int_0^p Q_j(t) dt$ and we estimate $\Lambda_j^2(p)$ by $\hat{\Lambda}_j^2(p) = \int_0^p \hat{Q}_j(t) dt$. As shown in Jiang et al. (2023), by continuous mapping theorem,

$$\begin{pmatrix} n_1^{1/2} (\hat{\Lambda}_1^2 - \Lambda_1^2) \\ n_2^{1/2} (\hat{\Lambda}_2^2 - \Lambda_2^2) \end{pmatrix} \rightsquigarrow \begin{pmatrix} \mathcal{V}_1 \\ \mathcal{V}_2 \end{pmatrix}, \quad (\text{A.8})$$

where $\mathcal{V}_j = \int_0^p -Q'_j(t) \mathcal{B}_j(t) dt$. By continuous mapping theorem again, it follows that

$$\sqrt{T_n} \left\{ (\hat{\Lambda}_2^2 - \hat{\Lambda}_1^2) - (\Lambda_2^2 - \Lambda_1^2) \right\} \rightsquigarrow \mathbb{G}_\Lambda,$$

where $\mathbb{G}_\Lambda = \sqrt{\lambda} \mathcal{V}_2 - \sqrt{1 - \lambda} \mathcal{V}_1$ and for all $p, p' \in [0, 1]$,

$$\begin{aligned} E[\mathbb{G}_\Lambda(p) \mathbb{G}_\Lambda(p')] &= (1 - \lambda) E[\mathcal{V}_1(p) \mathcal{V}_1(p')] - \sqrt{\lambda(1 - \lambda)} E[\mathcal{V}_1(p) \mathcal{V}_2(p')] \\ &\quad - \sqrt{\lambda(1 - \lambda)} E[\mathcal{V}_2(p) \mathcal{V}_1(p')] + \lambda E[\mathcal{V}_2(p) \mathcal{V}_2(p')]. \end{aligned}$$

By Lemma 3.1 of [Jiang et al. \(2023\)](#), for $j, j' \in \{1, 2\}$ and $p, p' \in [0, 1]$, we have that

$$E[\mathcal{V}_j(p) \mathcal{V}_{j'}(p')] = Cov\left(Q_j(p) \wedge X_i^j, Q_{j'}(p') \wedge X_i^{j'}\right). \quad (\text{A.9})$$

For $j = 1, 2$, $m \geq 3$, and $p \in [0, 1]$, define

$$\hat{\Lambda}_j^m(p) = \int_0^p \cdots \int_0^{t_3} \int_0^{t_2} \hat{Q}_j(t_1) dt_1 dt_2 \cdots dt_{m-1} = \int_0^p \cdots \int_0^{t_3} \hat{\Lambda}_j^2(t_2) dt_2 \cdots dt_{m-1}$$

and

$$\hat{\tilde{\Lambda}}_j^m(p) = \int_p^1 \cdots \int_{t_3}^1 \int_0^{t_2} \hat{Q}_j(t_1) dt_1 dt_2 \cdots dt_{m-1} = \int_p^1 \cdots \int_{t_3}^1 \hat{\Lambda}_j^2(t_2) dt_2 \cdots dt_{m-1}.$$

For $m \geq 3$, define the empirical difference functions

$$\hat{\phi}_m^u(p) = \hat{\Lambda}_2^m(p) - \hat{\Lambda}_1^m(p) \quad \text{and} \quad \hat{\phi}_m^d(p) = \hat{\tilde{\Lambda}}_2^m(p) - \hat{\tilde{\Lambda}}_1^m(p), \quad p \in [0, 1].$$

The estimator for $c_m^w(F_1, F_2)$ can be constructed by

$$\hat{c}_m^w(F_1, F_2) = \frac{\mathcal{F}_1(\hat{\phi}_m^w)}{\mathcal{F}_1(\hat{\phi}_m^w) + \mathcal{F}_2(\hat{\phi}_m^w)} = \mathcal{F}(\hat{\phi}_m^w).$$

Similar to Proposition 2.6, we can show that \mathcal{F} is Hadamard directionally differentiable at ϕ_m^w defined in (A.3) and (A.6) such that for every $h \in \ell^\infty([0, 1])$,

$$\mathcal{F}'_{\phi_m^w}(h) = \frac{\mathcal{F}'_{1\phi_m^w}(h) \mathcal{F}_2(\phi_m^w) - \mathcal{F}_1(\phi_m^w) \mathcal{F}'_{2\phi_m^w}(h)}{(\mathcal{F}_1(\phi_m^w) + \mathcal{F}_2(\phi_m^w))^2},$$

where

$$\mathcal{F}'_{1\phi_m^w}(h) = \int_{B_+(\phi_m^w)} h(p) dp + \int_{B_0(\phi_m^w)} \max\{h(p), 0\} dp$$

and

$$\mathcal{F}'_{2\phi_m^w}(h) = \int_{B_+(-\phi_m^w)} -h(p) dp + \int_{B_0(\phi_m^w)} \max\{-h(p), 0\} dp$$

with B_0 and B_+ defined in (2.23).

Proposition A.5 *Under Assumptions 2.1 and 2.2, for $m \geq 3$ and $w \in \{u, d\}$, it follows that*

$$\sqrt{T_n}(\hat{\phi}_m^w - \phi_m^w) \rightsquigarrow \mathbb{G}_m^w$$

for some random element \mathbb{G}_m^w with

$$\text{Var}(\mathbb{G}_m^u(p)) = \int_0^p \cdots \int_0^{t'_3} \left(\int_0^p \cdots \int_0^{t_3} E[\mathbb{G}_\Lambda(t_2)\mathbb{G}_\Lambda(t'_2)] dt_2 \cdots dt_{m-1} \right) dt'_2 \cdots dt'_{m-1}$$

and

$$\text{Var}(\mathbb{G}_m^d(p)) = \int_p^1 \cdots \int_{t'_3}^1 \left(\int_p^1 \cdots \int_{t_3}^1 E[\mathbb{G}_\Lambda(t_2)\mathbb{G}_\Lambda(t'_2)] dt_2 \cdots dt_{m-1} \right) dt'_2 \cdots dt'_{m-1}$$

for every $p \in [0, 1]$. Moreover, we have that

$$\sqrt{T_n} \{ \hat{c}_m^w(F_1, F_2) - c_m^w(F_1, F_2) \} \rightsquigarrow \mathcal{F}'_{\phi_m^w}(\mathbb{G}_m^w).$$

Let $\hat{\lambda} = n_1/(n_1 + n_2)$. For $j, j' \in \{1, 2\}$ and $p, p' \in [0, 1]$, by (A.9), we estimate $E[\mathcal{V}_j(p)\mathcal{V}_{j'}(p')]$ by $\hat{E}[\mathcal{V}_j(p)\mathcal{V}_{j'}(p')]$ which is defined as the sample covariance of the two samples

$$\left\{ \hat{Q}_j(p) \wedge X_i^j \right\}_{i=1}^{n_j} \quad \text{and} \quad \left\{ \hat{Q}_{j'}(p') \wedge X_i^{j'} \right\}_{i=1}^{n_{j'}}.$$

For independent samples, we estimate $E[\mathbb{G}_\Lambda(p)\mathbb{G}_\Lambda(p')]$ by

$$\hat{E}[\mathbb{G}_\Lambda(p)\mathbb{G}_\Lambda(p')] = (1 - \hat{\lambda})\hat{E}[\mathcal{V}_1(p)\mathcal{V}_1(p')] + \hat{\lambda}\hat{E}[\mathcal{V}_2(p)\mathcal{V}_2(p')].$$

For matched pairs,

$$\begin{aligned} \hat{E} [\mathbb{G}_\Lambda(p) \mathbb{G}_\Lambda(p')] &= (1 - \hat{\lambda}) \hat{E} [\mathcal{V}_1(p) \mathcal{V}_1(p')] - \sqrt{\hat{\lambda}(1 - \hat{\lambda})} \hat{E} [\mathcal{V}_1(p) \mathcal{V}_2(p')] \\ &\quad - \sqrt{\hat{\lambda}(1 - \hat{\lambda})} \hat{E} [\mathcal{V}_2(p) \mathcal{V}_1(p')] + \hat{\lambda} \hat{E} [\mathcal{V}_2(p) \mathcal{V}_2(p')]. \end{aligned}$$

We then estimate the variance $Var(\mathbb{G}_m^w(p))$ by

$$\hat{\sigma}_m^u(p)^2 = \int_0^p \cdots \int_0^{t'_3} \left(\int_0^p \cdots \int_0^{t_3} \hat{E} [\mathbb{G}_\Lambda(t_2) \mathbb{G}_\Lambda(t'_2)] dt_2 \cdots dt_{m-1} \right) dt'_2 \cdots dt'_{m-1}$$

and

$$\hat{\sigma}_m^d(p)^2 = \int_p^1 \cdots \int_{t'_3}^1 \left(\int_p^1 \cdots \int_{t_3}^1 \hat{E} [\mathbb{G}_\Lambda(t_2) \mathbb{G}_\Lambda(t'_2)] dt_2 \cdots dt_{m-1} \right) dt'_2 \cdots dt'_{m-1}$$

for $p \in [0, 1]$.

A.3.1 Bootstrap Confidence Intervals for UISDC and DISDC

Similar to Section 2.3.4, for $m \geq 3$ and $w \in \{u, d\}$, we construct the estimators of $B_+(\phi_m^w)$,

$B_+(-\phi_m^w)$, and $B_0(\phi_m^w)$ by

$$\begin{aligned} \widehat{B_+(\phi_m^w)} &= \left\{ p \in [0, 1] : \frac{\sqrt{T_n} \hat{\phi}_m^w(p)}{\xi_0 \vee \hat{\sigma}_m^w(p)} > t_n \right\}, \quad \widehat{B_+(-\phi_m^w)} = \left\{ p \in [0, 1] : \frac{\sqrt{T_n} \hat{\phi}_m^w(p)}{\xi_0 \vee \hat{\sigma}_m^w(p)} < -t_n \right\}, \\ \text{and } \widehat{B_0(\phi_m^w)} &= \left\{ p \in [0, 1] : \left| \frac{\sqrt{T_n} \hat{\phi}_m^w(p)}{\xi_0 \vee \hat{\sigma}_m^w(p)} \right| \leq t_n \right\}, \end{aligned}$$

where $t_n \rightarrow \infty$ and $t_n/\sqrt{T_n} \rightarrow 0$ as $n \rightarrow \infty$. We then construct the estimator of $\mathcal{F}'_{1\phi_m^w}$ and

$\mathcal{F}'_{2\phi_m^w}$ by

$$\begin{aligned} \hat{\mathcal{F}}'_{1\phi_m^w}(h) &= \int_{\widehat{B_+(\phi_m^w)}} h(p) dp + \int_{\widehat{B_0(\phi_m^w)}} \max\{h(p), 0\} dp \\ \text{and } \hat{\mathcal{F}}'_{2\phi_m^w}(h) &= \int_{\widehat{B_+(-\phi_m^w)}} -h(p) dp + \int_{\widehat{B_0(\phi_m^w)}} \max\{-h(p), 0\} dp \end{aligned}$$

for every $h \in \ell^\infty([0, 1])$. The estimator of $\mathcal{F}'_{\phi_m^w}$ is defined by

$$\hat{\mathcal{F}}'_{\phi_m^w}(h) = \frac{\hat{\mathcal{F}}'_{1\phi_m^w}(h) \mathcal{F}_2(\hat{\phi}_m^w) - \mathcal{F}_1(\hat{\phi}_m^w) \hat{\mathcal{F}}'_{2\phi_m^w}(h)}{\left(\mathcal{F}_1(\hat{\phi}_m^w) + \mathcal{F}_2(\hat{\phi}_m^w)\right)^2}$$

for every $h \in \ell^\infty([0, 1])$.

As discussed in Section 2.3.4, for independent samples, we draw bootstrap samples $\{\hat{X}_i^j\}_{i=1}^{n_j}$ identically and independently from $\{X_i^j\}_{i=1}^{n_j}$ for $j = 1, 2$, where $\{\hat{X}_i^1\}_{i=1}^{n_1}$ is jointly independent of $\{\hat{X}_i^2\}_{i=1}^{n_2}$. For matched pairs, we draw a bootstrap sample $\{(\hat{X}_i^1, \hat{X}_i^2)\}_{i=1}^n$ identically and independently from $\{(X_i^1, X_i^2)\}_{i=1}^n$. Let \hat{Q}_j^* be defined as in (2.35). For $j = 1, 2$, $m \geq 4$, and $p \in [0, 1]$, define

$$\hat{\Lambda}_j^{m*}(p) = \int_0^p \cdots \int_0^{t_3} \int_0^{t_2} \hat{Q}_j^*(t_1) dt_1 dt_2 \cdots dt_{m-1} = \frac{1}{(m-2)!} \int_0^p (p-t)^{m-2} \hat{Q}_j^*(t) dt$$

and

$$\begin{aligned} \hat{\Lambda}_j^{m*}(p) &= \int_p^1 \cdots \int_{t_3}^1 \int_0^{t_2} \hat{Q}_j^*(t_1) dt_1 dt_2 \cdots dt_{m-1} \\ &= \frac{1}{(m-2)!} \left[(1-p)^{m-2} \int_0^1 \hat{Q}_j^*(t) dt - \int_p^1 (t-p)^{m-2} \hat{Q}_j^*(t) dt \right]. \end{aligned}$$

Define the bootstrap difference functions

$$\hat{\phi}_m^{u*}(p) = \hat{\Lambda}_2^{m*}(p) - \hat{\Lambda}_1^{m*}(p) \quad \text{and} \quad \hat{\phi}_m^{d*}(p) = \hat{\Lambda}_2^{m*}(p) - \hat{\Lambda}_1^{m*}(p), \quad p \in [0, 1].$$

For $w \in \{u, d\}$, we define the bootstrap estimation of $c_m^w(F_1, F_2)$ by

$$\hat{c}_m^{w*}(F_1, F_2) = \hat{\mathcal{F}}'_{\phi_m^w}(\sqrt{T_n}(\hat{\phi}_m^{w*} - \hat{\phi}_m^w)). \quad (\text{A.10})$$

For every $\beta \in (0, 1)$, let $c_{m,\beta}^w$ denote the β quantile of the distribution of $\mathcal{F}'_{\phi_m^w}(\mathbb{G}_m^w)$. We

construct the bootstrap approximation of $c_{m,\beta}^w$ by

$$\hat{c}_{m,\beta}^w = \inf \left\{ c : \mathbb{P} \left(\hat{c}_m^{w*}(F_1, F_2) \leq c \mid \{X_i^1\}_{i=1}^{n_1}, \{X_i^2\}_{i=1}^{n_2} \right) \geq \beta \right\}. \quad (\text{A.11})$$

Empirically, we approximate $\hat{c}_{m,\beta}^w$ by computing the β quantile of the n_B independently generated $\hat{c}_m^{w*}(F_1, F_2)$, where n_B is chosen as large as is computationally convenient.

For a nominal significance level $\alpha \in (0, 1/2)$, we construct the $1 - \alpha$ confidence interval by

$$\text{CI}_{m,1-\alpha}^w = [\hat{c}_m^w(F_1, F_2) - T_n^{-1/2} \hat{c}_{m,1-\alpha/2}^w, \hat{c}_m^w(F_1, F_2) + T_n^{-1/2} \hat{c}_{m,\alpha/2}^w]. \quad (\text{A.12})$$

Proposition A.6 *Suppose that Assumptions 2.1 and 2.2 hold. For $m \geq 3$ and $w \in \{u, d\}$, if $c_m^w(F_1, F_2) \in (0, 1)$ and the CDF of $\mathcal{F}'_{\phi_m^w}(\mathbb{G}_m^w)$ is continuous and increasing at $c_{m,\alpha}^w$ and $c_{m,1-\alpha}^w$, then it follows that*

$$\lim_{n \rightarrow \infty} \mathbb{P}(c_m^w(F_1, F_2) \in \text{CI}_{m,1-\alpha}^w) = 1 - \alpha. \quad (\text{A.13})$$

B Almost Stochastic Dominance

In this section, we extend our results to almost stochastic dominance. We follow [Tsetlin et al. \(2015\)](#) and let u be a decision maker's utility function and $u^{(k)}$ the k th derivative of u . Let F_1 and F_2 be CDFs that are restricted on the support $[a, b]$ such that $F_1(a) = F_2(a) = 0$ and $F_1(b) = F_2(b) = 1$. For $j = 1, 2$ and $k \geq 2$, we define

$$F_j^{(k)}(x) = \int_a^x F_j^{(k-1)}(t) dt, \quad x \in [a, b],$$

with $F_j^{(1)}(x) = F_j(x)$ for all $x \in [a, b]$. To fix the idea, we first consider almost first-degree stochastic dominance. Define

$$S_1(F_1, F_2) = \{x \in [a, b] : F_1(x) > F_2(x)\}.$$

The original definition of *almost first-degree stochastic dominance* provided by [Leshno and Levy \(2002\)](#) is as follows.

Definition B.1 For every $\varepsilon_1 \in [0, 1/2)$, F_1 ε_1 -almost first-degree stochastically dominates F_2 (F_1 ε_1 -AFSD F_2) if

$$\int_{S_1(F_1, F_2)} (F_1(x) - F_2(x)) dx \leq \varepsilon_1 \int_a^b |F_1(x) - F_2(x)| dx. \quad (\text{B.1})$$

For every $\varepsilon_1 \in (0, 1)$, define the utility function class

$$U_1(\varepsilon_1) = \left\{ u : u^{(1)} > 0, \sup_x \{u^{(1)}(x)\} \leq \inf_x \{u^{(1)}(x)\} \left(\frac{1}{\varepsilon_1} - 1 \right) \right\}.$$

[Leshno and Levy \(2002, Theorem 1\)](#) associate ε_1 -AFSD with the class $U_1(\varepsilon_1)$ by showing that for every $\varepsilon_1 \in (0, 1/2)$, F_1 ε_1 -AFSD F_2 if and only if $E_{F_1}[u(X)] \geq E_{F_2}[u(X)]$ for all $u \in U(\varepsilon_1)$, where E_F denotes the expectation for $X \sim F$. As pointed out by [Tsetlin et al. \(2015\)](#), ε_1 -AFSD is a weaker version of first-degree stochastic dominance (FSD): ε_1 -AFSD requires that the ratio of the area between F_1 and F_2 for which $F_1 \geq F_2$ (i.e., $\int_{S_1(F_1, F_2)} (F_1(x) - F_2(x)) dx$) to the total area between F_1 and F_2 (i.e., $\int_a^b |F_1(x) - F_2(x)| dx$) is less than or equal to ε_1 ; FSD requires that this ratio is zero, i.e., $\int_{S_1(F_1, F_2)} (F_1(x) - F_2(x)) dx = 0$. It is interesting to figure out the smallest value of ε_1 such that (B.1) holds. If we denote this value by c_1 , then it is easy to show (by proof similar to that of [Lemma 2.2](#)) that $E_{F_1}[u(X)] \geq E_{F_2}[u(X)]$ for all $u \in \cup_{\varepsilon_1 \in [c_1, 1/2)} U_1(\varepsilon_1)$. We now consider general

ε_m -almost m th-degree stochastic dominance. We follow [Tsetlin et al. \(2015\)](#) and define

$$S_m(F_1, F_2) = \left\{ x \in [a, b] : F_1^{(m)}(x) > F_2^{(m)}(x) \right\}.$$

Definition B.2 For every $\varepsilon_m \in [0, 1/2)$, F_1 ε_m -almost m th-degree stochastically dominates F_2 (F_1 ε_m -AmSD F_2) if

$$\int_{S_m(F_1, F_2)} \left(F_1^{(m)}(x) - F_2^{(m)}(x) \right) dx \leq \varepsilon_m \int_a^b \left| F_1^{(m)}(x) - F_2^{(m)}(x) \right| dx. \quad (\text{B.2})$$

For every $\varepsilon_m \in (0, 1)$, define the utility function class

$$U_m(\varepsilon_m) = \left\{ \begin{array}{l} u : (-1)^{k+1} u^{(k)} > 0, k \in \{1, \dots, m\}, \\ \sup_x \{(-1)^{m+1} u^{(m)}(x)\} \leq \inf_x \{(-1)^{m+1} u^{(m)}(x)\} \left(\frac{1}{\varepsilon_m} - 1 \right) \end{array} \right\}.$$

Theorem 4 of [Tsetlin et al. \(2015\)](#) shows that $E_{F_1}[u(X)] \geq E_{F_2}[u(X)]$ for all $u \in U_m(\varepsilon_m)$ if and only if F_1 ε_m -AmSD F_2 and $F_1^{(k)}(b) \leq F_2^{(k)}(b)$ for all $k \in \{2, \dots, m\}$. Similarly, we are interested in finding the smallest ε_m such that (B.2) holds. We propose the m th-degree stochastic dominance coefficient as follows for all $m \geq 1$.

Definition B.3 The F_1 - F_2 m th-degree stochastic dominance coefficient (F_1 - F_2 m SDC), denoted by $c_m(F_1, F_2)$, is defined as

$$c_m(F_1, F_2) = \inf \left\{ \varepsilon_m \in [0, 1] : \int_{S_m(F_1, F_2)} \left(F_1^{(m)}(x) - F_2^{(m)}(x) \right) dx \leq \varepsilon_m \int_a^b \left| F_1^{(m)}(x) - F_2^{(m)}(x) \right| dx \right\}. \quad (\text{B.3})$$

We define the difference function

$$\phi_m(x) = F_1^{(m)}(x) - F_2^{(m)}(x), \quad x \in [a, b].$$

The following lemma summarizes the properties of the SDC $c_m(F_1, F_2)$.

Lemma B.1 *The SDC $c_m(F_1, F_2)$ is the smallest ε_m in $[0, 1]$ such that (B.2) holds. With (1.1), it follows that*

$$\begin{aligned} c_m(F_1, F_2) &= \frac{\int_{S_m(F_1, F_2)} \left(F_1^{(m)}(x) - F_2^{(m)}(x) \right) dx}{\int_a^b \left| F_1^{(m)}(x) - F_2^{(m)}(x) \right| dx} \\ &= \frac{\int_a^b \max\{\phi_m(x), 0\} dx}{\int_a^b \max\{\phi_m(x), 0\} dx + \int_a^b \max\{-\phi_m(x), 0\} dx}. \end{aligned} \quad (\text{B.4})$$

In addition, if $c_m(F_1, F_2) \in (0, 1]$, then $c_m(F_2, F_1) = 1 - c_m(F_1, F_2)$.

According to Lemma B.1, F_1 ε_m -AmSD F_2 for all $\varepsilon_m \in [c_m(F_1, F_2), 1/2)$ if $c_m(F_1, F_2) < 1/2$. On the other hand, $c_m(F_1, F_2) > 1/2$ implies that F_2 ε_m -AmSD F_1 for all $\varepsilon_m \in [1 - c_m(F_1, F_2), 1/2)$. Thus, $c_m(F_1, F_2)$ presents the degree of almost stochastic dominance relationship between F_1 and F_2 , and provides all ε_m such that the ε_m -AmSD holds.

Proposition B.1 *If $c_m(F_1, F_2) \in (0, 1/2)$ and $F_1^{(k)}(b) \leq F_2^{(k)}(b)$ for all $k \in \{2, \dots, m\}$, it then follows that $E_{F_1}[u(X)] \geq E_{F_2}[u(X)]$ for all $u \in \cup_{\varepsilon_m \in [c_m(F_1, F_2), 1/2)} U_m(\varepsilon_m)$.*

Similar to Proposition 2.1, Proposition B.1 shows the importance of SDC concerning utility functions. The smaller the SDC $c_m(F_1, F_2)$ is, the more utility functions show higher expected utility for the distribution F_1 compared to F_2 . With the knowledge of $c_m(F_1, F_2)$, we can infer the relationship between F_1 and F_2 based on a class of utility functions.

B.1 Estimation and Inference

Next, we provide an approach of estimating $c_m(F_1, F_2)$ and conducting inference on it.

Assumption B.1 *Let random variables X^1 and X^2 have the joint CDF F_{12} with marginal CDFs F_1 and F_2 , respectively. The mean vector $E[(X^1, X^2)]$ is finite and (X^1, X^2) has a finite covariance matrix.*

Similar to Sections 2 and A, we define maps $\mathcal{F}_1 : \ell^\infty([a, b]) \rightarrow \mathbb{R}$, $\mathcal{F}_2 : \ell^\infty([a, b]) \rightarrow \mathbb{R}$, and $\mathcal{F} : \ell^\infty([a, b]) \rightarrow \mathbb{R}$ by

$$\begin{aligned} \mathcal{F}_1(\psi) &= \int_a^b \max\{\psi(x), 0\} dx, & \mathcal{F}_2(\psi) &= \int_a^b \max\{-\psi(x), 0\} dx, \\ \text{and } \mathcal{F}(\psi) &= \frac{\mathcal{F}_1(\psi)}{\mathcal{F}_1(\psi) + \mathcal{F}_2(\psi)}, & \psi &\in \ell^\infty([a, b]). \end{aligned} \quad (\text{B.5})$$

Given the sample as in Assumption 2.2, let \hat{F}_j ($j = 1, 2$) be defined as in (2.19) for $x \in [a, b]$. For matched pairs, define the empirical joint CDF

$$\hat{F}_{12}(x, x') = \frac{1}{n} \sum_{i=1}^n 1(X_i^1 \leq x, X_i^2 \leq x'), \quad x, x' \in [a, b]. \quad (\text{B.6})$$

For $j = 1, 2$, define

$$\hat{F}_j^{(m)}(x) = \int_a^x \hat{F}_j^{(m-1)}(t) dt = \int_a^x \cdots \int_a^{t_3} \int_a^{t_2} \hat{F}_j(t_1) dt_1 dt_2 \cdots dt_{m-1}, \quad m \geq 2,$$

with $\hat{F}_j^{(1)}(x) = \hat{F}_j(x)$ for all $x \in [a, b]$. Define

$$\mathcal{I}_1(f) = f \text{ and for } m \geq 2, \mathcal{I}_m(f)(x) = \int_a^x \cdots \int_a^{t_3} \int_a^{t_2} f(t_1) dt_1 dt_2 \cdots dt_{m-1}, \quad x \in [a, b], \quad (\text{B.7})$$

for every measurable function f . For $m \geq 1$, define the empirical version of ϕ_m by

$$\hat{\phi}_m(x) = \hat{F}_1^{(m)}(x) - \hat{F}_2^{(m)}(x), \quad x \in [a, b].$$

The estimator for $c_m(F_1, F_2)$ can be constructed by

$$\hat{c}_m(F_1, F_2) = \frac{\mathcal{F}_1(\hat{\phi}_m)}{\mathcal{F}_1(\hat{\phi}_m) + \mathcal{F}_2(\hat{\phi}_m)} = \mathcal{F}(\hat{\phi}_m).$$

For every $\psi \in \ell^\infty([a, b])$, define

$$C_0(\psi) = \{x \in [a, b] : \psi(x) = 0\} \text{ and } C_+(\psi) = \{x \in [a, b] : \psi(x) > 0\}.$$

Lemma B.2 Under Assumptions 2.2 and B.1,

$$\sqrt{T_n} \left\{ (\hat{F}_1 - \hat{F}_2) - (F_1 - F_2) \right\} \rightsquigarrow \mathbb{G}_F, \quad (\text{B.8})$$

for some random element \mathbb{G}_F such that for all $x, x' \in [a, b]$,

$$\begin{aligned} & E[\mathbb{G}_F(x) \mathbb{G}_F(x')] \\ &= (1 - \lambda) F_1(x \wedge x') - (1 - \lambda) F_1(x) F_1(x') + \lambda F_2(x \wedge x') - \lambda F_2(x) F_2(x') \\ &\quad - \sqrt{\lambda(1 - \lambda)} F_{12}(x, x') + \sqrt{\lambda(1 - \lambda)} F_1(x) F_2(x') \\ &\quad - \sqrt{\lambda(1 - \lambda)} F_{12}(x', x) + \sqrt{\lambda(1 - \lambda)} F_1(x') F_2(x). \end{aligned} \quad (\text{B.9})$$

Proposition B.2 Under Assumptions 2.2 and B.1, it follows that

$$\sqrt{T_n}(\hat{\phi}_m - \phi_m) \rightsquigarrow \mathbb{G}_m$$

for some random element \mathbb{G}_m with

$$\begin{aligned} & \text{Var}(\mathbb{G}_m(x)) = \\ & \int_a^x \cdots \int_a^{t'_3} \int_a^{t'_2} \left(\int_a^x \cdots \int_a^{t_3} \int_a^{t_2} E[\mathbb{G}_F(t_1) \mathbb{G}_F(t'_1)] dt_1 dt_2 \cdots dt_{m-1} \right) dt'_1 dt'_2 \cdots dt'_{m-1} \end{aligned}$$

for every $x \in [a, b]$. Moreover, it follows that

$$\sqrt{T_n} \left\{ \hat{c}_m(F_1, F_2) - c_m(F_1, F_2) \right\} \rightsquigarrow \mathcal{F}'_{\phi_m}(\mathbb{G}_m),$$

where for every $h \in \ell^\infty([a, b])$,

$$\mathcal{F}'_{\phi_m}(h) = \frac{\mathcal{F}'_{1\phi_m}(h) \mathcal{F}_2(\phi_m) - \mathcal{F}_1(\phi_m) \mathcal{F}'_{2\phi_m}(h)}{(\mathcal{F}_1(\phi_m) + \mathcal{F}_2(\phi_m))^2},$$

$$\mathcal{F}'_{1\phi_m}(h) = \int_{C_+(\phi_m)} h(x) dx + \int_{C_0(\phi_m)} \max\{h(x), 0\} dx,$$

and

$$\mathcal{F}'_{2\phi_m}(h) = \int_{C_+(-\phi_m)} -h(x) dx + \int_{C_0(\phi_m)} \max\{-h(x), 0\} dx.$$

Let $\hat{\lambda} = n_1/(n_1+n_2)$. With (B.9), for independent samples, we estimate $E[\mathbb{G}_F(x)\mathbb{G}_F(x')]$

by

$$\begin{aligned} \hat{E}[\mathbb{G}_F(x)\mathbb{G}_F(x')] &= (1 - \hat{\lambda})\hat{F}_1(x \wedge x') - (1 - \hat{\lambda})\hat{F}_1(x)\hat{F}_1(x') \\ &\quad + \hat{\lambda}\hat{F}_2(x \wedge x') - \hat{\lambda}\hat{F}_2(x)\hat{F}_2(x') \end{aligned}$$

for all $x, x' \in [a, b]$. For matched pairs, we estimate $E[\mathbb{G}_F(x)\mathbb{G}_F(x')]$ by

$$\begin{aligned} &\hat{E}[\mathbb{G}_F(x)\mathbb{G}_F(x')] \\ &= (1 - \hat{\lambda})\hat{F}_1(x \wedge x') - (1 - \hat{\lambda})\hat{F}_1(x)\hat{F}_1(x') + \hat{\lambda}\hat{F}_2(x \wedge x') - \hat{\lambda}\hat{F}_2(x)\hat{F}_2(x') \\ &\quad - \sqrt{\hat{\lambda}(1 - \hat{\lambda})}\hat{F}_{12}(x, x') + \sqrt{\hat{\lambda}(1 - \hat{\lambda})}\hat{F}_1(x)\hat{F}_2(x') \\ &\quad - \sqrt{\hat{\lambda}(1 - \hat{\lambda})}\hat{F}_{12}(x', x) + \sqrt{\hat{\lambda}(1 - \hat{\lambda})}\hat{F}_1(x')\hat{F}_2(x) \end{aligned}$$

for all $x, x' \in [a, b]$. We then estimate the variance $Var(\mathbb{G}_m(x))$ by

$$\hat{\sigma}_1(x)^2 = \hat{E}[\mathbb{G}_F(x)^2] \text{ for every } x \in [a, b], \text{ and for } m \geq 2,$$

$$\begin{aligned} \hat{\sigma}_m(x)^2 &= \\ &\int_a^x \cdots \int_a^{t'_3} \int_a^{t'_2} \left(\int_a^x \cdots \int_a^{t_3} \int_a^{t_2} \hat{E}[\mathbb{G}_F(t_1)\mathbb{G}_F(t'_1)] dt_1 dt_2 \cdots dt_{m-1} \right) dt'_1 dt'_2 \cdots dt'_{m-1}, \end{aligned}$$

for every $x \in [a, b]$.

B.1.1 Bootstrap Confidence Interval

Following Section 2.3.4, we construct the estimators of $C_+(\phi_m)$, $C_+(-\phi_m)$, and $C_0(\phi_m)$ by

$$\widehat{C_+(\phi_m)} = \left\{ x \in [a, b] : \frac{\sqrt{T_n} \hat{\phi}_m(x)}{\xi_0 \vee \hat{\sigma}_m(x)} > t_n \right\}, \widehat{C_+(-\phi_m)} = \left\{ x \in [a, b] : \frac{\sqrt{T_n} \hat{\phi}_m(x)}{\xi_0 \vee \hat{\sigma}_m(x)} < -t_n \right\},$$

$$\text{and } \widehat{C_0(\phi_m)} = \left\{ x \in [a, b] : \left| \frac{\sqrt{T_n} \hat{\phi}_m(x)}{\xi_0 \vee \hat{\sigma}_m(x)} \right| \leq t_n \right\},$$

where $t_n \rightarrow \infty$ and $t_n/\sqrt{T_n} \rightarrow 0$ as $n \rightarrow \infty$. We then construct the estimator of $\mathcal{F}'_{1\phi_m}$ and $\mathcal{F}'_{2\phi_m}$ by

$$\hat{\mathcal{F}}'_{1\phi_m}(h) = \int_{\widehat{C_+(\phi_m)}} h(p) dp + \int_{\widehat{C_0(\phi_m)}} \max\{h(p), 0\} dp$$

$$\text{and } \hat{\mathcal{F}}'_{2\phi_m}(h) = \int_{\widehat{C_+(-\phi_m)}} -h(p) dp + \int_{\widehat{C_0(\phi_m)}} \max\{-h(p), 0\} dp$$

for every $h \in \ell^\infty([0, 1])$. The estimator of \mathcal{F}'_{ϕ_m} is defined by

$$\hat{\mathcal{F}}'_{\phi_m}(h) = \frac{\hat{\mathcal{F}}'_{1\phi_m}(h) \mathcal{F}_2(\hat{\phi}_m) - \mathcal{F}_1(\hat{\phi}_m) \hat{\mathcal{F}}'_{2\phi_m}(h)}{\left(\mathcal{F}_1(\hat{\phi}_m) + \mathcal{F}_2(\hat{\phi}_m) \right)^2}$$

for every $h \in \ell^\infty([0, 1])$.

As discussed in Section 2.3.4, for independent samples, we draw bootstrap samples $\{\hat{X}_i^j\}_{i=1}^{n_j}$ identically and independently from $\{X_i^j\}_{i=1}^{n_j}$ for $j = 1, 2$, where $\{\hat{X}_i^1\}_{i=1}^{n_1}$ is jointly independent of $\{\hat{X}_i^2\}_{i=1}^{n_2}$. For matched pairs, we draw a bootstrap sample $\{(\hat{X}_i^1, \hat{X}_i^2)\}_{i=1}^n$ identically and independently from $\{(X_i^1, X_i^2)\}_{i=1}^n$. Let \hat{F}_j^* be defined as in Section 2.3.4 for $x \in [a, b]$. Then we define the bootstrap version of ϕ_m by

$$\hat{\phi}_m^*(x) = \mathcal{I}_m(\hat{F}_1^* - \hat{F}_2^*)(x), \quad x \in [a, b].$$

We define the bootstrap approximation of $c_m(F_1, F_2)$ by

$$\hat{c}_m^*(F_1, F_2) = \hat{\mathcal{F}}'_{\hat{\phi}_m}(\sqrt{T_n}(\hat{\phi}_m^* - \hat{\phi}_m)). \quad (\text{B.10})$$

For every $\beta \in (0, 1)$, let $c_{m,\beta}$ denote the β quantile of the distribution of $\mathcal{F}'_{\phi_m}(\mathbb{G}_m)$. We construct the bootstrap approximation of $c_{m,\beta}$ by

$$\hat{c}_{m,\beta} = \inf \left\{ c : \mathbb{P} \left(\hat{c}_m^*(F_1, F_2) \leq c \mid \{X_i^1\}_{i=1}^{n_1}, \{X_i^2\}_{i=1}^{n_2} \right) \geq \beta \right\}. \quad (\text{B.11})$$

Empirically, we approximate $\hat{c}_{m,\beta}$ by computing the β quantile of the n_B independently generated $\hat{c}_m^*(F_1, F_2)$, where n_B is chosen as large as is computationally convenient.

For a nominal significance level $\alpha \in (0, 1/2)$, we construct the $1 - \alpha$ confidence interval by

$$\text{CI}_{m,1-\alpha} = [\hat{c}_m(F_1, F_2) - T_n^{-1/2}\hat{c}_{m,1-\alpha/2}, \hat{c}_m(F_1, F_2) + T_n^{-1/2}\hat{c}_{m,\alpha/2}]. \quad (\text{B.12})$$

Proposition B.3 *Suppose that Assumption 2.2 holds. If $c_m(F_1, F_2) \in (0, 1)$ and the CDF of $\mathcal{F}'_{\phi_m}(\mathbb{G}_m)$ is continuous and increasing at c_α and $c_{1-\alpha}$, then it follows that*

$$\lim_{n \rightarrow \infty} \mathbb{P}(c_m(F_1, F_2) \in \text{CI}_{m,1-\alpha}) = 1 - \alpha. \quad (\text{B.13})$$

C Additional Simulation Evidence

In this section, we provide additional simulation results for ISDCs and SDCs.

C.1 Inverse Stochastic Dominance Coefficient

We consider simulations for 3UISDC. In each iteration of the simulations for 3UISDC, the data $\{X_i^1\}_{i=1}^{n_1}$ are generated independently from $\text{dP}(2.1, 1.5)$, and the data $\{X_i^2\}_{i=1}^{n_2}$ are

generated independently from $dP(200, \beta)$, whose law is parametrized by β . We let $\beta \in \{2.2, 2.3, 2.4, 2.5\}$. Figure C.1 displays the curves Λ_1^3 and $\Lambda_{2(\beta)}^3$ corresponding to the above DGPs. The 3UISDC $c_3^u(F_1, F_2) = 0.06229, 0.14052, 0.26581, \text{ and } 0.42840$, respectively, for $\beta = 2.2, 2.3, 2.4, \text{ and } 2.5$. We choose the tuning parameter from $t_n \in (0, 20]$. For independent samples, we let

$$(n_1, n_2) \in \{(200, 200), (200, 500), (200, 1000), (1000, 2000), (10000, 10000)\}.$$

For matched pairs, we let

$$(n_1, n_2) \in \{(200, 200), (500, 500), (1000, 1000), (2000, 2000), (10000, 10000)\}.$$

Tables C.1 and C.2 show the simulation results for independent samples and matched pairs. For all the DGPs, as n_1 and n_2 increase, Mean gets close to $c_3^u(F_1, F_2)$, Bias decreases to 0, and both SE and RMSE decrease; under appropriate choices of t_n , CR approaches to 95%.

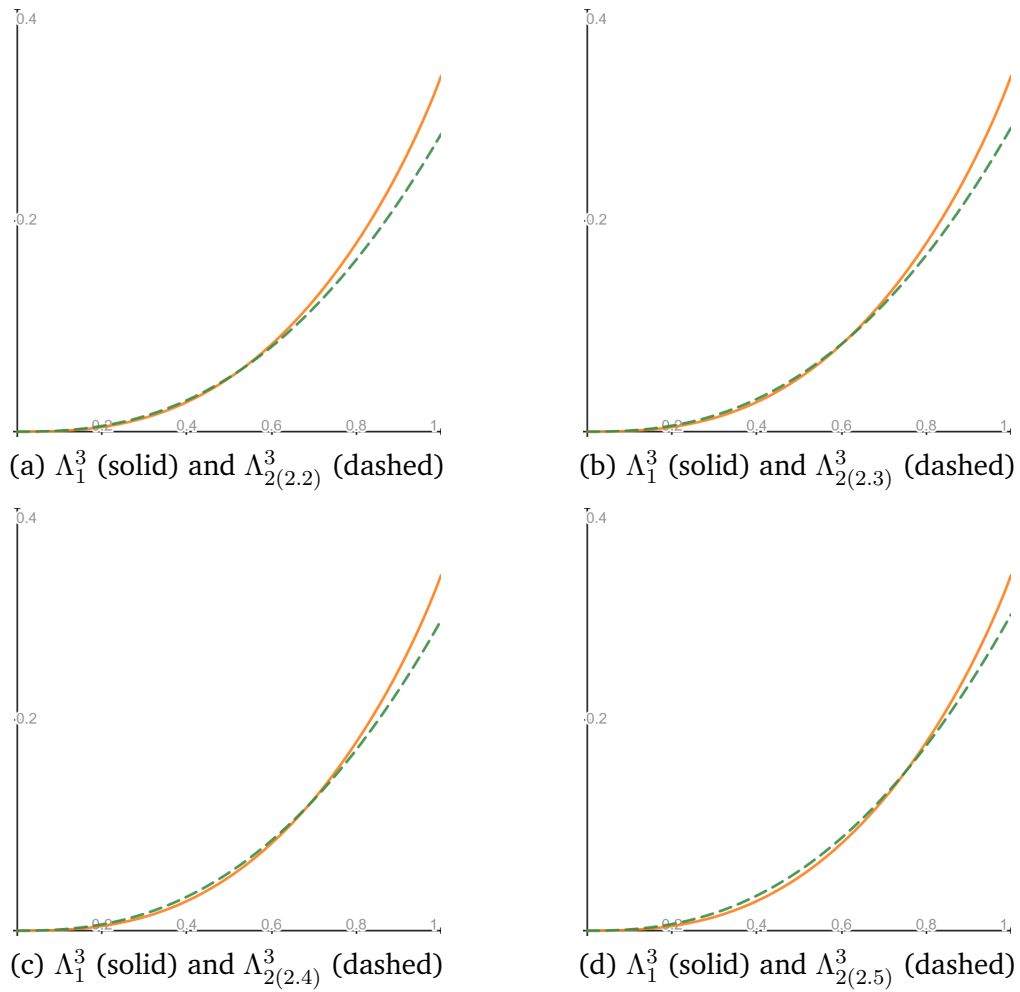
C.2 Stochastic Dominance Coefficient

We let X^1 and X^2 be random variables such that

$$X^1 = \begin{cases} 0.25 & \text{with probability } 1/\beta, \\ 1 & \text{with probability } 1 - 1/\beta, \end{cases} \quad \text{and } X^2 = \begin{cases} 0.5 & \text{with probability } 2/3, \\ 0.75 & \text{with probability } 1/3, \end{cases}$$

with $\beta \in \{2, 4, 6, 8\}$. Figure C.2 displays the CDF curves $F_{1(\beta)}$ and F_2 corresponding to the above DGPs. The SDC $c_1(F_1, F_2) = 0.081081, 0.111111, 0.17647, \text{ and } 0.42857$, respectively for $\beta = 8, 6, 4, \text{ and } 2$. We choose the tuning parameter from $t_n \in (0, 20]$. For independent

Figure C.1: Λ_j^3 Curves for Four DGPs



samples, we let

$$(n_1, n_2) \in \{(100, 100), (100, 200), (100, 500), (200, 500), (1000, 1000)\}.$$

For matched pairs, we let

$$(n_1, n_2) \in \{(100, 100), (200, 200), (300, 300), (500, 500), (1000, 1000)\}.$$

Tables C.3 and C.4 show the simulation results for independent samples and matched pairs which are similar to those in Tables 3.1 and 3.2. For all DGPs, as n_1 and n_2 increase,

Table C.1: Estimations and Coverage Rates for 3UISDC (Independent Samples)

DGP	$c_3^u(F_1, F_2)$	n_1	n_2	Mean	Bias	SE	RMSE	t_n	CR
(a)	0.06229	200	200	0.1736	0.1113	0.2474	0.2713	0.001	0.6980
		200	500	0.1339	0.0716	0.2040	0.2162	0.001	0.7190
		200	1000	0.1127	0.0504	0.1797	0.1866	0.001	0.6960
		1000	2000	0.0777	0.0154	0.0762	0.0778	0.001	0.8430
		10000	10000	0.0633	0.0010	0.0219	0.0219	0.001	0.9220
(b)	0.14052	200	200	0.2546	0.1141	0.2916	0.3131	0.001	0.6850
		200	500	0.2130	0.0725	0.2566	0.2666	0.001	0.7210
		200	1000	0.1882	0.0476	0.2351	0.2398	0.001	0.7080
		1000	2000	0.1577	0.0172	0.1206	0.1218	0.001	0.8510
		10000	10000	0.1404	-0.0001	0.0406	0.0406	0.001	0.9190
(c)	0.26581	200	200	0.3461	0.0803	0.3231	0.3329	0.001	0.6680
		200	500	0.3077	0.0419	0.2961	0.2990	0.001	0.7140
		200	1000	0.2819	0.0161	0.2801	0.2806	0.001	0.7030
		1000	2000	0.2735	0.0076	0.1630	0.1631	0.001	0.8620
		10000	10000	0.2617	-0.0041	0.0616	0.0618	0.001	0.9200
(d)	0.42840	200	200	0.4418	0.0134	0.3389	0.3392	0.001	0.6690
		200	500	0.4117	-0.0167	0.3174	0.3178	0.001	0.7010
		200	1000	0.3868	-0.0416	0.3086	0.3114	0.001	0.6970
		1000	2000	0.4139	-0.0145	0.1899	0.1905	0.001	0.8660
		10000	10000	0.4177	-0.0107	0.0761	0.0768	0.001	0.9210

Mean gets close to $c_1(F_1, F_2)$, Bias decreases to 0, and both SE and RMSE decrease; under appropriate choices of t_n , CR approaches to 95%.

C.3 Tuning Parameter Selection

In the above simulations, we compute the confidence intervals for all t_n from some prespecified set and display the values that yield the best results. We now propose an empirical way of selecting t_n in practice. Let t_n be selected from a set S_t which is sufficiently large. Suppose that we observe the data $\{X_i^1\}_{i=1}^{n_1}$ and $\{X_i^2\}_{i=1}^{n_2}$. We then take the empirical distributions of $\{X_i^1\}_{i=1}^{n_1}$ and $\{X_i^2\}_{i=1}^{n_2}$ as the DGP to generate the data in the simulations and compute the dominance coefficient c based on the empirical distributions of $\{X_i^1\}_{i=1}^{n_1}$ and $\{X_i^2\}_{i=1}^{n_2}$. We take this c as the true value of the coefficient we are interested in. Then we follow the previous simulation procedure to compute the bootstrap confidence intervals for every value of t_n . Finally, we pick the value t_n which yields the coverage rate that is

Table C.2: Estimations and Coverage Rates for 3UISDC (Matched Pairs)

DGP	$c_3^u(F_1, F_2)$	n_1	n_2	Mean	Bias	SE	RMSE	t_n	CR
(a)	0.06229	200	200	0.1212	0.0589	0.1711	0.1809	0.001	0.7690
		500	500	0.1386	0.0764	0.1308	0.1515	0.001	0.9320
		1000	1000	0.0912	0.0289	0.0732	0.0787	0.001	0.9430
		2000	2000	0.0709	0.0086	0.0422	0.0431	0.001	0.9350
		10000	10000	0.0642	0.0019	0.0166	0.0167	2.4	0.9510
(b)	0.14052	200	200	0.1998	0.0593	0.2236	0.2313	0.001	0.7930
		500	500	0.2453	0.1048	0.1785	0.2070	0.001	0.9400
		1000	1000	0.1863	0.0458	0.1180	0.1266	0.001	0.9490
		2000	2000	0.1519	0.0114	0.0729	0.0738	0.001	0.9510
		10000	10000	0.1423	0.0018	0.0305	0.0306	3.7	0.9510
(c)	0.26581	200	200	0.2972	0.0314	0.2656	0.2674	0.001	0.8020
		500	500	0.3783	0.1125	0.2106	0.2388	0.001	0.9180
		1000	1000	0.3221	0.0563	0.1576	0.1674	0.001	0.9480
		2000	2000	0.2756	0.0098	0.1046	0.1050	1	0.9380
		10000	10000	0.2655	-0.0004	0.0462	0.0462	6.7	0.9500
(d)	0.42840	200	200	0.4061	-0.0223	0.2900	0.2909	0.001	0.8030
		500	500	0.5203	0.0919	0.2186	0.2371	0.001	0.8990
		1000	1000	0.4810	0.0526	0.1761	0.1838	0.001	0.9320
		2000	2000	0.4305	0.0021	0.1244	0.1244	1.5	0.9500
		10000	10000	0.4236	-0.0048	0.0567	0.0569	15.6	0.9550

closest to $1 - \alpha$, and use this value to construct the bootstrap confidence intervals in the application.

D Proofs


D.1 Proofs for Section 2

Proof of Lemma 2.1. If (2.4) holds with some $c \in [0, \varepsilon]$ for some $\varepsilon \in [0, 1/2)$, then clearly F_1 ε -ALD F_2 by definition. If F_1 ε -ALD F_2 for some $\varepsilon \in [0, 1/2)$, then we can find

$$c = \frac{\int_{S(F_1, F_2)} (L_2(p) - L_1(p)) dp}{\int_0^1 |L_2(p) - L_1(p)| dp}$$

that satisfies (2.4). ■

Figure C.2: Distribution Curves for Four DGPs



Proof of Lemma 2.2. Suppose that

$$\int_{S(F_1, F_2)} (L_2(p) - L_1(p)) dp > c(L_1, L_2) \int_0^1 |L_2(p) - L_1(p)| dp,$$

then there is some $\delta > 0$ such that

$$\int_{S(F_1, F_2)} (L_2(p) - L_1(p)) dp = \{c(L_1, L_2) + \delta\} \int_0^1 |L_2(p) - L_1(p)| dp.$$

Table C.3: Estimations and Coverage Rates for SDC (Independent Samples)

DGP	$c_1(F_1, F_2)$	n_1	n_2	Mean	Bias	SE	RMSE	t_n	CR
(a)	0.08108	100	100	0.0826	0.0016	0.0241	0.0241	0.001	0.9380
		100	200	0.0823	0.0012	0.0236	0.0236	0.001	0.9350
		100	500	0.0812	0.0002	0.0229	0.0229	0.001	0.9330
		200	500	0.0819	0.0009	0.0171	0.0171	0.001	0.9270
		1000	1000	0.0812	0.0001	0.0073	0.0073	0.001	0.9490
(b)	0.11111	100	100	0.1130	0.0019	0.0290	0.0290	0.001	0.9410
		100	200	0.1114	0.0003	0.0276	0.0276	0.001	0.9450
		100	500	0.1119	0.0008	0.0269	0.0269	0.001	0.9540
		200	500	0.1115	0.0004	0.0196	0.0196	0.001	0.9440
		1000	1000	0.1111	0.0000	0.0086	0.0086	0.001	0.9500
(c)	0.17647	100	100	0.1804	0.0039	0.0386	0.0388	2.7	0.9470
		100	200	0.1781	0.0016	0.0370	0.0371	3.0	0.9390
		100	500	0.1766	0.0001	0.0361	0.0361	3.9	0.9490
		200	500	0.1774	0.0010	0.0251	0.0251	5.8	0.9510
		1000	1000	0.1767	0.0002	0.0113	0.0113	12.0	0.9510
(d)	0.42857	100	100	0.4326	0.0040	0.0652	0.0653	0.001	0.9470
		100	200	0.4355	0.0069	0.0657	0.0660	0.001	0.9390
		100	500	0.4317	0.0032	0.0634	0.0635	0.001	0.9410
		200	500	0.4302	0.0016	0.0443	0.0443	0.001	0.9450
		1000	1000	0.4284	-0.0002	0.0209	0.0209	5.0	0.9500

For all $\varepsilon \in [0, 1]$ with

$$\int_{S(F_1, F_2)} (L_2(p) - L_1(p)) dp \leq \int_0^1 |L_2(p) - L_1(p)| dp,$$

we have that $\varepsilon \geq c(L_1, L_2) + \delta$. It then follows that

$$c(L_1, L_2) < c(L_1, L_2) + \frac{\delta}{2} < \varepsilon$$

for all ε such that $\int_{S(F_1, F_2)} (L_2(p) - L_1(p)) dp \leq \varepsilon \int_0^1 |L_2(p) - L_1(p)| dp$, which contradicts the definition of $c(L_1, L_2)$. Thus, we have

$$\int_{S(F_1, F_2)} (L_2(p) - L_1(p)) dp \leq c(L_1, L_2) \int_0^1 |L_2(p) - L_1(p)| dp.$$

Table C.4: Estimations and Coverage Rates for SDC (Matched Pairs)

DGP	$c_1(F_1, F_2)$	n_1	n_2	Mean	Bias	SE	RMSE	t_n	CR
(a)	0.08108	100	100	0.0824	0.0013	0.0233	0.0234	0.001	0.9450
		200	200	0.0817	0.0006	0.0164	0.0164	0.001	0.9450
		300	300	0.0816	0.0006	0.0138	0.0138	0.001	0.9410
		500	500	0.0815	0.0004	0.0101	0.0101	7.3	0.9520
		1000	1000	0.0815	0.0004	0.0077	0.0077	7.3	0.9390
(b)	0.11111	100	100	0.1126	0.0015	0.0278	0.0278	3.3	0.9530
		200	200	0.1113	0.0002	0.0190	0.0190	3.3	0.9470
		300	300	0.1111	0.0000	0.0158	0.0158	6.4	0.9510
		500	500	0.1116	0.0005	0.0114	0.0115	9.0	0.9510
		1000	1000	0.1117	0.0006	0.0089	0.0089	9.0	0.9490
(c)	0.17647	100	100	0.1796	0.0031	0.0359	0.0361	4.6	0.9480
		200	200	0.1768	0.0003	0.0248	0.0248	6.9	0.9490
		300	300	0.1766	0.0001	0.0203	0.0203	8.7	0.9530
		500	500	0.1768	0.0003	0.0152	0.0152	11.7	0.9510
		1000	1000	0.1769	0.0004	0.0110	0.0110	16.9	0.9500
(d)	0.42857	100	100	0.4298	0.0012	0.0519	0.0519	4.9	0.9490
		200	200	0.4299	0.0013	0.0371	0.0371	6.5	0.9550
		300	300	0.4294	0.0009	0.0292	0.0292	7.9	0.9460
		500	500	0.4289	0.0004	0.0229	0.0229	10.0	0.9480
		1000	1000	0.4299	0.0014	0.0156	0.0157	13.9	0.9510

If there is some other c such that $c < c(L_1, L_2)$ and

$$\int_{S(F_1, F_2)} (L_2(p) - L_1(p)) dp \leq c \int_0^1 |L_2(p) - L_1(p)| dp,$$

then the definition of $c(L_1, L_2)$ is contradicted. Thus, $c(L_1, L_2)$ is the smallest ε such that (2.3) holds. If $c(L_1, L_2) = 0$, then $\int_{S(F_1, F_2)} (L_2(p) - L_1(p)) dp = 0$. By (1.1), (2.7) holds. If $c(L_1, L_2) \neq 0$, then $\int_{S(F_1, F_2)} (L_2(p) - L_1(p)) dp \neq 0$ and clearly $\int_0^1 |L_2(p) - L_1(p)| dp \neq 0$. Then (2.7) holds since $c(L_1, L_2)$ is the smallest ε such that (2.3) holds.

If $c(L_1, L_2) = 0$, then $\int_{S(F_1, F_2)} (L_2(p) - L_1(p)) dp = 0$ which implies that F_1 Lorenz dominates F_2 . If F_1 Lorenz dominates F_2 , then $\int_{S(F_1, F_2)} (L_2(p) - L_1(p)) dp = 0$ and thus $c(L_1, L_2) = 0$. If $c(L_1, L_2) = 1$, then $\int_{S(F_2, F_1)} (L_1(p) - L_2(p)) dp = 0$ which implies that F_2 Lorenz dominates F_1 .

It is clear that

$$\begin{aligned} \int_0^1 |L_2(p) - L_1(p)| dp &= \int_0^1 \phi(p) 1_{\{\phi(p) \geq 0\}} dp + \int_0^1 -\phi(p) 1_{\{\phi(p) < 0\}} dp \\ &= \int_0^1 \max\{\phi(p), 0\} dp + \int_0^1 \max\{-\phi(p), 0\} dp. \end{aligned}$$

So by (1.1), (2.7) holds. If $c(L_1, L_2) \in (0, 1]$, then by (2.7),

$$c(L_2, L_1) = \frac{\int_0^1 \max\{-\phi(p), 0\} dp}{\int_0^1 \max\{\phi(p), 0\} dp + \int_0^1 \max\{-\phi(p), 0\} dp} = 1 - c(L_1, L_2).$$

■

Proof of Proposition 2.1. For every $c(L_1, L_2) \in (0, 1/2)$, by Lemma 2.2 and Proposition 1 of Zheng (2018), F_1 ε -ALD F_2 for every $\varepsilon \in [c(L_1, L_2), 1/2)$ and $I(F_1, \theta) \leq I(F_2, \theta)$ for all $I(\cdot, \theta) \in \mathcal{B}^*(\varepsilon)$. If $c(L_1, L_2) = 0$, then by Lemma 2.2, F_1 Lorenz dominates F_2 and the claim is clearly true. ■

Proof of Proposition 2.2. The proof closely follows the strategies of the proofs of Theorem 1 of Leshno and Levy (2002) and Theorem 3.1A of Aaberge (2009). Using integration by parts, we can show that for every $P \in \mathcal{P}$,

$$\begin{aligned} J_P(L_2) - J_P(L_1) &= \int_0^1 P'(t) dL_1(t) - \int_0^1 P'(t) dL_2(t) \\ &= - \int_0^1 P^{(2)}(t) dL_1^2(t) + \int_0^1 P^{(2)}(t) dL_2^2(t) \\ &= - P^{(2)}(t) L_1^2(t) \Big|_0^1 + P^{(2)}(t) L_2^2(t) \Big|_0^1 + \int_0^1 P^{(3)}(t) dL_1^3(t) - \int_0^1 P^{(3)}(t) dL_2^3(t) \\ &= \sum_{j=2}^m (-1)^{j-1} P^{(j)}(1) (L_1^j(1) - L_2^j(1)) + \int_0^1 (-1)^m P^{(m+1)}(t) (L_1^m(t) - L_2^m(t)) dt. \end{aligned}$$

If $P \in \mathcal{P}_m(\varepsilon_m)$, then $\sum_{j=2}^m (-1)^{j-1} P^{(j)}(1) (L_1^j(1) - L_2^j(1)) = 0$. For every $m \geq 2$, let $r_U = \sup_t \{(-1)^m P^{(m+1)}(t)\}$ and $r_L = \inf_t \{(-1)^m P^{(m+1)}(t)\}$. Also, let $S = \{t \in [0, 1] :$

$L_1^m(t) - L_2^m(t) < 0$. It then follows that

$$\begin{aligned}
& \int_0^1 (-1)^m P^{(m+1)}(t) (L_1^m(t) - L_2^m(t)) dt \\
& \geq r_U \int_S (L_1^m(t) - L_2^m(t)) dt + r_L \int_{S^c} (L_1^m(t) - L_2^m(t)) dt \\
& = r_U \int_S (L_1^m(t) - L_2^m(t)) dt - r_L \int_S (L_1^m(t) - L_2^m(t)) dt \\
& \quad + r_L \int_S (L_1^m(t) - L_2^m(t)) dt + r_L \int_{S^c} (L_1^m(t) - L_2^m(t)) dt \\
& = (r_U + r_L) \int_S (L_1^m(t) - L_2^m(t)) dt + r_L \int_0^1 |L_1^m(t) - L_2^m(t)| dt \\
& = -(r_U + r_L) \int_0^1 \max(L_2^m(t) - L_1^m(t), 0) dt + r_L \int_0^1 |L_1^m(t) - L_2^m(t)| dt \\
& \geq -(r_U + r_L) \varepsilon_m \int_0^1 |L_1^m(t) - L_2^m(t)| dt + r_L \int_0^1 |L_1^m(t) - L_2^m(t)| dt.
\end{aligned}$$

With $P \in P_m(\varepsilon_m)$, we have

$$r_U \leq r_L \left(\frac{1}{\varepsilon_m} - 1 \right) \Leftrightarrow (r_U + r_L) \varepsilon_m \leq r_L,$$

which implies $J_P(L_2) - J_P(L_1) \geq 0$.

If $L_1^j(1) - L_2^j(1) \geq 0$ for all $j \leq m$, then for every $P \in P'_m(\varepsilon_m)$, we have that $\sum_{j=2}^m (-1)^{j-1} P^{(j)}(1) (L_1^j(1) - L_2^j(1)) \geq 0$ and the result follows. ■

Proof of Lemma 2.3. The proof is similar to that of Lemma 2.2. ■

Proof of Proposition 2.3. The results directly follow from Lemma 2.3 and Proposition 2.2. ■

Proof of Proposition 2.4. The proof closely follows the strategies of the proofs of Theorem 1 of [Leshno and Levy \(2002\)](#) and Theorem 3.1B of [Aaberge \(2009\)](#). Clearly, for $m \geq 3$, we have that $d\tilde{L}_j^m(p)/dp = -\tilde{L}_j^{m-1}(p)$. Also,

$$\tilde{L}_j^2(p) = \int_p^1 (1 - L_j(t)) dt = (1 - p) - \int_0^1 L_j(t) dt + L_j^2(p),$$

and it follows that $d\tilde{L}_j^2(p)/dp = -1 + dL_j^2(p)/dp$. Then we have that for every $P \in \mathcal{P}$,

$$\begin{aligned}
J_P(L_2) - J_P(L_1) &= \int_0^1 P'(t) dL_1(t) - \int_0^1 P'(t) dL_2(t) \\
&= - \int_0^1 P^{(2)}(t) dL_1^2(t) + \int_0^1 P^{(2)}(t) dL_2^2(t) = - \int_0^1 P^{(2)}(t) d\tilde{L}_1^2(t) + \int_0^1 P^{(2)}(t) d\tilde{L}_2^2(t) \\
&= - P^{(2)}(t) \tilde{L}_1^2(t) \Big|_0^1 + P^{(2)}(t) \tilde{L}_2^2(t) \Big|_0^1 - \int_0^1 P^{(3)}(t) d\tilde{L}_1^3(t) + \int_0^1 P^{(3)}(t) d\tilde{L}_2^3(t) \\
&= \sum_{j=2}^m P^{(j)}(0) \left(\tilde{L}_1^j(0) - \tilde{L}_2^j(0) \right) + \int_0^1 -P^{(m+1)}(t) \left(\tilde{L}_2^m(t) - \tilde{L}_1^m(t) \right) dt.
\end{aligned}$$

If $P \in \tilde{\mathcal{P}}_m(\varepsilon_m)$, then $\sum_{j=2}^m P^{(j)}(0) (\tilde{L}_1^j(0) - \tilde{L}_2^j(0)) = 0$. Let $r_U = \sup_t \{-P^{(m+1)}(t)\}$ and $r_L = \inf_t \{-P^{(m+1)}(t)\}$. Also, let $S = \{t \in [0, 1] : \tilde{L}_1^m(t) - \tilde{L}_2^m(t) > 0\}$. It then follows that

$$\begin{aligned}
&\int_0^1 -P^{(m+1)}(t) \left(\tilde{L}_2^m(t) - \tilde{L}_1^m(t) \right) dt \\
&\geq r_U \int_S \left(\tilde{L}_2^m(t) - \tilde{L}_1^m(t) \right) dt + r_L \int_{S^c} \left(\tilde{L}_2^m(t) - \tilde{L}_1^m(t) \right) dt \\
&= r_U \int_S \left(\tilde{L}_2^m(t) - \tilde{L}_1^m(t) \right) dt - r_L \int_S \left(\tilde{L}_2^m(t) - \tilde{L}_1^m(t) \right) dt \\
&\quad + r_L \int_S \left(\tilde{L}_2^m(t) - \tilde{L}_1^m(t) \right) dt + r_L \int_{S^c} \left(\tilde{L}_2^m(t) - \tilde{L}_1^m(t) \right) dt \\
&= (r_U + r_L) \int_S \left(\tilde{L}_2^m(t) - \tilde{L}_1^m(t) \right) dt + r_L \int_0^1 \left| \tilde{L}_1^m(t) - \tilde{L}_2^m(t) \right| dt \\
&= - (r_U + r_L) \int_0^1 \max \left(\tilde{L}_1^m(t) - \tilde{L}_2^m(t), 0 \right) dt + r_L \int_0^1 \left| \tilde{L}_1^m(t) - \tilde{L}_2^m(t) \right| dt \\
&\geq - (r_U + r_L) \varepsilon_m \int_0^1 \left| \tilde{L}_1^m(t) - \tilde{L}_2^m(t) \right| dt + r_L \int_0^1 \left| \tilde{L}_1^m(t) - \tilde{L}_2^m(t) \right| dt.
\end{aligned}$$

With $P \in \tilde{\mathcal{P}}_m(\varepsilon_m)$, we have

$$r_U \leq r_L \left(\frac{1}{\varepsilon_m} - 1 \right) \Leftrightarrow (r_U + r_L) \varepsilon_m \leq r_L,$$

which implies $J_P(L_2) - J_P(L_1) \geq 0$.

If $\tilde{L}_1^j(0) - \tilde{L}_2^j(0) \leq 0$ for all $j \leq m$, then for every $P \in \tilde{\mathcal{P}}'_m(\varepsilon_m)$, $\sum_{j=2}^m P^{(j)}(0) (\tilde{L}_1^j(0) - \tilde{L}_2^j(0)) \geq 0$ and the result follows. ■

Proof of Lemma 2.4. The proof is similar to that of Lemma 2.2. ■

Proof of Proposition 2.5. The results directly follow from Proposition 2.4. ■

Lemma D.1 Let \mathbb{D} be a normed space. Suppose that $\mathcal{F}_1 : \mathbb{D} \rightarrow \mathbb{R}$ and $\mathcal{F}_2 : \mathbb{D} \rightarrow \mathbb{R}$ such that \mathcal{F}_1 and \mathcal{F}_2 are both Hadamard directionally differentiable at ϕ tangentially to some $\mathbb{D}_0 \subset \mathbb{D}$ with the derivatives $\mathcal{F}'_{1\phi}$ and $\mathcal{F}'_{2\phi}$. Then we have the following results:

(i) The summation $\mathcal{F}_1 + \mathcal{F}_2$ is Hadamard directionally differentiable at ϕ such that

$$(\mathcal{F}_1 + \mathcal{F}_2)'_{\phi}(h) = \mathcal{F}'_{1\phi}(h) + \mathcal{F}'_{2\phi}(h), \quad h \in \mathbb{D}_0.$$

(ii) The multiplication $\mathcal{F}_1\mathcal{F}_2$ is Hadamard directionally differentiable at ϕ such that

$$(\mathcal{F}_1\mathcal{F}_2)'_{\phi}(h) = \mathcal{F}'_{1\phi}(h)\mathcal{F}_2(\phi) + \mathcal{F}_1(\phi)\mathcal{F}'_{2\phi}(h), \quad h \in \mathbb{D}_0.$$

(iii) If $\mathcal{F}_1(\phi) \neq 0$, then the inverse $1/\mathcal{F}_1$ is Hadamard directionally differentiable at ϕ such that

$$\left(\frac{1}{\mathcal{F}_1}\right)'_{\phi}(h) = -\frac{\mathcal{F}'_{1\phi}(h)}{\mathcal{F}_1(\phi)^2}, \quad h \in \mathbb{D}_0.$$

Proof of Lemma D.1. Let $t_n \downarrow 0$ and $h_n \rightarrow h \in \mathbb{D}_0$ such that $\phi + t_n h_n \in \mathbb{D}$.

(i). By definition, it is easy to show that

$$\frac{\mathcal{F}_1(\phi + t_n h_n) + \mathcal{F}_2(\phi + t_n h_n) - \mathcal{F}_1(\phi) - \mathcal{F}_2(\phi)}{t_n} - \mathcal{F}'_{1\phi}(h) - \mathcal{F}'_{2\phi}(h) \rightarrow 0.$$

(ii). First, we have that

$$\begin{aligned} & \frac{\mathcal{F}_1(\phi + t_n h_n)\mathcal{F}_2(\phi + t_n h_n) - \mathcal{F}_1(\phi)\mathcal{F}_2(\phi)}{t_n} \\ &= \frac{\mathcal{F}_1(\phi + t_n h_n)\mathcal{F}_2(\phi + t_n h_n) - \mathcal{F}_1(\phi)\mathcal{F}_2(\phi + t_n h_n)}{t_n} \\ & \quad + \frac{\mathcal{F}_1(\phi)\mathcal{F}_2(\phi + t_n h_n) - \mathcal{F}_1(\phi)\mathcal{F}_2(\phi)}{t_n}. \end{aligned}$$

Then, by the continuity of \mathcal{F}_2 (\mathcal{F}_2 is directionally differentiable), we can show that

$$\begin{aligned} & \frac{\mathcal{F}_1(\phi + t_n h_n) \mathcal{F}_2(\phi + t_n h_n) - \mathcal{F}_1(\phi) \mathcal{F}_2(\phi + t_n h_n)}{t_n} - \mathcal{F}'_{1\phi}(h) \mathcal{F}_2(\phi + t_n h_n) \\ & + \mathcal{F}'_{1\phi}(h) \mathcal{F}_2(\phi + t_n h_n) - \mathcal{F}'_{1\phi}(h) \mathcal{F}_2(\phi) \rightarrow 0 \end{aligned}$$

and

$$\frac{\mathcal{F}_1(\phi) \mathcal{F}_2(\phi + t_n h_n) - \mathcal{F}_1(\phi) \mathcal{F}_2(\phi)}{t_n} - \mathcal{F}_1(\phi) \mathcal{F}'_{2\phi}(h) \rightarrow 0.$$

(iii). We first write

$$\frac{1/\mathcal{F}_1(\phi + t_n h_n) - 1/\mathcal{F}_1(\phi)}{t_n} = \frac{1}{t_n} \frac{\mathcal{F}_1(\phi) - \mathcal{F}_1(\phi + t_n h_n)}{\mathcal{F}_1(\phi + t_n h_n) \mathcal{F}_1(\phi)}.$$

Then, by the continuity of \mathcal{F}_1 (\mathcal{F}_1 is directionally differentiable), we can show that

$$\begin{aligned} & \frac{1}{t_n} \frac{\mathcal{F}_1(\phi) - \mathcal{F}_1(\phi + t_n h_n)}{\mathcal{F}_1(\phi + t_n h_n) \mathcal{F}_1(\phi)} - \left(-\frac{\mathcal{F}'_{1\phi}(h)}{\mathcal{F}_1(\phi + t_n h_n) \mathcal{F}_1(\phi)} \right) \\ & - \frac{\mathcal{F}'_{1\phi}(h)}{\mathcal{F}_1(\phi + t_n h_n) \mathcal{F}_1(\phi)} - \left(-\frac{\mathcal{F}'_{1\phi}(h)}{\mathcal{F}_1(\phi)^2} \right) \rightarrow 0. \end{aligned}$$

■

Proof of Lemma 2.5. We closely follow the proofs of Lemma A.1 of [Sun and Beare \(2021\)](#) and Lemma 3.1 of [Jiang et al. \(2023\)](#). First, we have that

$$\begin{aligned} E[\mathbb{G}(p) \mathbb{G}(p')] &= E \left[\left(\lambda^{1/2} \mathcal{L}_2(p) - (1 - \lambda)^{1/2} \mathcal{L}_1(p) \right) \left(\lambda^{1/2} \mathcal{L}_2(p') - (1 - \lambda)^{1/2} \mathcal{L}_1(p') \right) \right] \\ &= \lambda E[\mathcal{L}_2(p) \mathcal{L}_2(p')] - \lambda^{1/2} (1 - \lambda)^{1/2} E[\mathcal{L}_2(p) \mathcal{L}_1(p')] - \lambda^{1/2} (1 - \lambda)^{1/2} E[\mathcal{L}_1(p) \mathcal{L}_2(p')] \\ &+ (1 - \lambda) E[\mathcal{L}_1(p) \mathcal{L}_1(p')]. \end{aligned}$$

For $j = 1, 2$, $p \in [0, 1]$, and $t \in [0, 1]$, define

$$h_{j,p}(t) = \frac{1}{\mu_j} \{L_j(p) - 1(t \leq p)\} Q'_j(t).$$

Note that the almost sure integrability of $h_{j,p}\mathcal{B}_j$ follows from the weak convergence of $n_j^{1/2}(\hat{Q}_j - Q_j) \rightsquigarrow -Q'_j\mathcal{B}_j$ in $L^1([0, 1])$ established by [Kaji \(2019\)](#). Then we can show that \mathcal{L}_j defined in (2.25) satisfies that

$$\mathcal{L}_j(p) = \int_0^1 h_{j,p}(t) \mathcal{B}_j(t) dt, \quad p \in [0, 1].$$

Define

$$H_{j,p}(u) = \int_0^u h_{j,p}(t) dt, \quad p \in [0, 1].$$

For $j, j' \in \{1, 2\}$ and $p, p' \in [0, 1]$, by Fubini's theorem,

$$\text{Cov}(\mathcal{L}_j(p), \mathcal{L}_{j'}(p')) = \int_0^1 \int_0^1 h_{j,p}(t_1) h_{j',p'}(t_2) E[\mathcal{B}_j(t_1) \mathcal{B}_{j'}(t_2)] dt_1 dt_2.$$

Let (U, V) be a pair of random variables with joint CDF given by the copula \mathbf{C} in Assumption 2.2(ii). For $j = 1$ and $j' = 2$, $E[\mathcal{B}_1(t_1) \mathcal{B}_2(t_2)] = \mathbf{C}(t_1, t_2) - t_1 t_2$. By Theorem 3.1 of [Lo \(2017\)](#) (see also [Cuadras \(2002\)](#) and [Beare \(2009\)](#)),

$$\text{Cov}(H_{j,p}(U), H_{j',p'}(V)) = \int_0^1 \int_0^1 h_{j,p}(t_1) h_{j',p'}(t_2) (\mathbf{C}(t_1, t_2) - t_1 t_2) dt_1 dt_2.$$

Then it follows that

$$\begin{aligned} E[\mathcal{L}_1(p) \mathcal{L}_2(p')] &= \text{Cov}(\mathcal{L}_1(p), \mathcal{L}_2(p')) = \text{Cov}(H_{1,p}(F_1(X_i^1)), H_{2,p'}(F_2(X_i^2))) \\ &= \text{Cov}\left(\frac{1}{\mu_1} \{L_1(p) X_i^1 - Q_1(p) \wedge X_i^1\}, \frac{1}{\mu_2} \{L_2(p') X_i^2 - Q_2(p') \wedge X_i^2\}\right). \end{aligned}$$

For $j = j'$, $E[\mathcal{B}_j(t_1) \mathcal{B}_j(t_2)] = t_1 \wedge t_2 - t_1 t_2$. By Theorem 3.1 of [Lo \(2017\)](#) again,

$$\text{Cov}(H_{j,p}(U), H_{j,p'}(U)) = \int_0^1 \int_0^1 h_{j,p}(t_1) h_{j,p'}(t_2) (t_1 \wedge t_2 - t_1 t_2) dt_1 dt_2.$$

Then it follows that

$$\begin{aligned} E[\mathcal{L}_j(p) \mathcal{L}_j(p')] &= Cov(\mathcal{L}_j(p), \mathcal{L}_j(p')) = Cov(H_{j,p}(F_j(X_i^j)), H_{j,p'}(F_j(X_i^j))) \\ &= Cov\left(\frac{1}{\mu_j} \{L_j(p) X_i^j - Q_j(p) \wedge X_i^j\}, \frac{1}{\mu_j} \{L_j(p') X_i^j - Q_j(p') \wedge X_i^j\}\right). \end{aligned}$$

■

Proof of Lemma 2.6. The results follow from the continuous mapping theorem and Fubini's theorem (see, for example, Theorem 2.37 of [Folland \(1999\)](#)). ■

Proof of Proposition 2.6. For simplicity of notation, we focus on the case where $m = 1$. The proof of general results for $m \geq 2$ and $w \in \{u, d\}$ is similar. We first show the Hadamard differentiability of \mathcal{F} . Because L_1 and L_2 are continuous in p , if $L_1(p) \neq L_2(p)$ for some $p \in [0, 1]$, then $\mathcal{F}_1(\phi) + \mathcal{F}_2(\phi) > 0$. By Lemma [D.1](#), we have that

$$\begin{aligned} \mathcal{F}'_\phi(h) &= \left(\frac{\mathcal{F}_1}{\mathcal{F}_1 + \mathcal{F}_2}\right)'_\phi(h) = \frac{\mathcal{F}'_{1\phi}(h)}{\mathcal{F}_1(\phi) + \mathcal{F}_2(\phi)} - \mathcal{F}_1(\phi) \frac{\mathcal{F}'_{1\phi}(h) + \mathcal{F}'_{2\phi}(h)}{(\mathcal{F}_1(\phi) + \mathcal{F}_2(\phi))^2} \\ &= \frac{\mathcal{F}'_{1\phi}(h) [\mathcal{F}_1(\phi) + \mathcal{F}_2(\phi)] - \mathcal{F}_1(\phi) [\mathcal{F}'_{1\phi}(h) + \mathcal{F}'_{2\phi}(h)]}{(\mathcal{F}_1(\phi) + \mathcal{F}_2(\phi))^2} = \frac{\mathcal{F}'_{1\phi}(h) \mathcal{F}_2(\phi) - \mathcal{F}_1(\phi) \mathcal{F}'_{2\phi}(h)}{(\mathcal{F}_1(\phi) + \mathcal{F}_2(\phi))^2}. \end{aligned} \tag{D.1}$$

This implies the continuity of \mathcal{F} . By Lemma 3 of [Barrett et al. \(2014\)](#), we have $\hat{c}(L_1, L_2) \rightarrow c(L_1, L_2)$ a.s. With [\(2.24\)](#) and [\(D.1\)](#), by Theorem 2.1 of [Fang and Santos \(2019\)](#), [\(2.30\)](#) holds. ■

Proof of Proposition 2.7. For simplicity of notation, we focus on the case where $m = 1$. The proof of general results for $m \geq 2$ and $w \in \{u, d\}$ is similar. Since $c(L_1, L_2) \neq 0$, $L_1 \neq L_2$ and $\mathcal{F}_1(\phi) + \mathcal{F}_2(\phi) > 0$. Let $\varepsilon > 0$ and μ denote the Lebesgue measure in the

following. First, we have that

$$\begin{aligned} & \mathbb{P} \left(\mu \left(\widehat{B_+}(\hat{\phi}) \setminus B_+(\phi) \right) > \varepsilon \right) \leq \mathbb{P} \left(\widehat{B_+}(\hat{\phi}) \setminus B_+(\phi) \neq \emptyset \right) \\ & \leq \mathbb{P} \left(\sup_{p \in \widehat{B_+}(\hat{\phi}) \setminus B_+(\phi)} \frac{\sqrt{T_n}(\hat{\phi}(p) - \phi(p))}{\xi_0 \vee \hat{\sigma}(p)} > t_n \right) \leq \mathbb{P} \left(\sup_{p \in [0,1]} \frac{\sqrt{T_n}(\hat{\phi}(p) - \phi(p))}{\xi_0 \vee \hat{\sigma}(p)} > t_n \right). \end{aligned}$$

Since $\sqrt{T_n}(\hat{\phi} - \phi) \rightsquigarrow \mathbb{G}$, then by Example 1.4.7 (Slutsky's lemma) and Theorem 1.3.6 (continuous mapping) of [van der Vaart and Wellner \(1996\)](#),

$$\frac{1}{t_n} \sup_{p \in [0,1]} \frac{\sqrt{T_n}(\hat{\phi}(p) - \phi(p))}{\xi_0 \vee \hat{\sigma}(p)} \leq \frac{1}{t_n} \sup_{p \in [0,1]} \left| \frac{\sqrt{T_n}(\hat{\phi}(p) - \phi(p))}{\xi_0} \right| \rightsquigarrow 0.$$

Then by Theorem 1.3.4(iii) of [van der Vaart and Wellner \(1996\)](#), $\mathbb{P}(\mu(\widehat{B_+}(\hat{\phi}) \setminus B_+(\phi)) > \varepsilon) \rightarrow 0$.

By Lemma 3 of [Barrett et al. \(2014\)](#), $\sup_{p \in [0,1]} |\hat{\phi}(p) - \phi(p)| \rightarrow 0$ a.s. For simplicity of notation, let $\hat{\sigma}$ denote $\hat{\sigma}_1^w$ in the following. In the proof of Lemma A.2 of [Sun and Beare \(2021\)](#), it is shown that $\sup_{p \in [0,1]} \hat{\sigma}(p)$ is bounded by some $C_\sigma > 0$ a.s. Define

$$A_\phi = \left\{ \omega \in \Omega : \sup_{p \in [0,1]} |\hat{\phi}_\omega(p) - \phi(p)| \rightarrow 0 \right\} \cap \left\{ \omega \in \Omega : \sup_{p \in [0,1]} \hat{\sigma}_\omega(p) \leq C_\sigma \right\},$$

where the subscript ω denotes that the random elements are fixed at ω . Then $\mathbb{P}(A_\phi) = 1$.

Consider

$$\mathbb{P} \left(\mu \left(B_+(\phi) \setminus \widehat{B_+}(\hat{\phi}) \right) > \varepsilon \right) = \int 1 \left\{ \mu \left(B_+(\phi) \setminus \widehat{B_+}(\hat{\phi}) \right) > \varepsilon \right\} d\mathbb{P}.$$

For every fixed $\omega \in A_\phi$, we have that

$$\mu \left(B_+(\phi) \setminus \widehat{B_+}(\hat{\phi}) \right) = \int_{[0,1]} 1 \left\{ p \in B_+(\phi) \setminus \widehat{B_+}(\hat{\phi}) \right\} d\mu(p),$$

where

$$B_+(\phi) \setminus \widehat{B_+(\phi)} = \left\{ p \in [0, 1] : \frac{\sqrt{T_n} \hat{\phi}_\omega(p)}{\xi_0 \vee \hat{\sigma}_\omega(p)} \leq t_n, \phi(p) > 0 \right\}.$$

For every $p \in [0, 1]$ such that $\phi(p) > 0$, since $\sup_{p \in [0, 1]} |\hat{\phi}_\omega(p) - \phi(p)| \rightarrow 0$, then when n is large enough, $\hat{\phi}_\omega(p) > 1/2 \cdot \phi(p)$. Since $\hat{\sigma}_\omega$ is uniformly bounded and $t_n/\sqrt{T_n} \rightarrow 0$, we have that (ω is fixed) for every fixed $p \in [0, 1]$,

$$1 \left\{ p \in B_+(\phi) \setminus \widehat{B_+(\phi)} \right\} \rightarrow 0.$$

Thus, by the dominated convergence theorem (ω is fixed),

$$\mu \left(B_+(\phi) \setminus \widehat{B_+(\phi)} \right) = \int_{[0, 1]} 1 \left\{ p \in B_+(\phi) \setminus \widehat{B_+(\phi)} \right\} d\mu(p) \rightarrow 0.$$

This implies that for every $\omega \in A_\phi$,

$$1 \left\{ \mu \left(B_+(\phi) \setminus \widehat{B_+(\phi)} \right) > \varepsilon \right\} \rightarrow 0.$$

Then by the dominated convergence theorem again,

$$\mathbb{P} \left(\mu \left(B_+(\phi) \setminus \widehat{B_+(\phi)} \right) > \varepsilon \right) = \int 1 \left\{ \mu \left(B_+(\phi) \setminus \widehat{B_+(\phi)} \right) > \varepsilon \right\} d\mathbb{P} \rightarrow 0.$$

Similarly, we can show that

$$\mathbb{P} \left(\mu \left(\widehat{B_+(-\phi)} \setminus B_+(-\phi) \right) > \varepsilon \right) \rightarrow 0 \text{ and } \mathbb{P} \left(\mu \left(B_+(-\phi) \setminus \widehat{B_+(-\phi)} \right) > \varepsilon \right) \rightarrow 0.$$

In addition,

$$\begin{aligned} \mathbb{P}\left(\mu\left(B_0(\phi) \setminus \widehat{B_0(\phi)}\right) > \varepsilon\right) &\leq \mathbb{P}\left(B_0(\phi) \setminus \widehat{B_0(\phi)} \neq \emptyset\right) \\ &\leq \mathbb{P}\left(\sup_{p \in B_0(\phi) \setminus \widehat{B_0(\phi)}} \left| \frac{\sqrt{T_n}(\hat{\phi}(p) - \phi(p))}{\xi_0 \vee \hat{\sigma}(p)} \right| > t_n\right) \rightarrow 0. \end{aligned}$$

Also, we have that

$$\widehat{B_0(\phi)} \setminus B_0(\phi) = \left\{ p \in [0, 1] : \frac{\sqrt{T_n} |\hat{\phi}(p)|}{\xi_0 \vee \hat{\sigma}(p)} \leq t_n, |\phi(p)| > 0 \right\}.$$

Then by similar arguments, we have that

$$\mathbb{P}\left(\mu\left(\widehat{B_0(\phi)} \setminus B_0(\phi)\right) > \varepsilon\right) \rightarrow 0.$$

It is easy to show that $\hat{\mathcal{F}}'_{1\phi}(h)$ is Lipschitz continuous, because

$$\begin{aligned} \left| \hat{\mathcal{F}}'_{1\phi}(h_1) - \hat{\mathcal{F}}'_{1\phi}(h_2) \right| &\leq \left| \int_{\widehat{B_+(\phi)}} h_1(p) dp - \int_{\widehat{B_+(\phi)}} h_2(p) dp \right| \\ &+ \left| \int_{\widehat{B_0(\phi)}} \max\{h_1(p), 0\} dp - \int_{\widehat{B_0(\phi)}} \max\{h_2(p), 0\} dp \right| \leq 2 \|h_1 - h_2\|_\infty. \end{aligned}$$

Similarly, we can show that $\hat{\mathcal{F}}'_{2\phi}(h)$ is Lipschitz continuous. For every $h \in C([0, 1])$,

$$\begin{aligned} \left| \hat{\mathcal{F}}'_{1\phi}(h) - \mathcal{F}'_{1\phi}(h) \right| &\leq \|h\|_\infty \left[\mu\left(B_+(\phi) \setminus \widehat{B_+(\phi)}\right) + \mu\left(\widehat{B_+(-\phi)} \setminus B_+(-\phi)\right) \right. \\ &\left. + \mu\left(B_0(\phi) \setminus \widehat{B_0(\phi)}\right) + \mu\left(\widehat{B_0(\phi)} \setminus B_0(\phi)\right) \right] \rightarrow_p 0. \end{aligned}$$

Similarly, we can show that

$$\left| \hat{\mathcal{F}}'_{2\phi}(h) - \mathcal{F}'_{2\phi}(h) \right| \rightarrow_p 0.$$

Next, since $\hat{\phi} \rightarrow \phi$ a.s. by [Barrett et al. \(2014\)](#), we have that for some $C_n = O_p(1)$,

$$\begin{aligned} & \left| \hat{\mathcal{F}}'_\phi(h_1) - \hat{\mathcal{F}}'_\phi(h_2) \right| \\ &= \left| \frac{\hat{\mathcal{F}}'_{1\phi}(h_1) \mathcal{F}_2(\hat{\phi}) - \mathcal{F}_1(\hat{\phi}) \hat{\mathcal{F}}'_{2\phi}(h_1)}{(\mathcal{F}_1(\hat{\phi}) + \mathcal{F}_2(\hat{\phi}))^2} - \frac{\hat{\mathcal{F}}'_{1\phi}(h_2) \mathcal{F}_2(\hat{\phi}) - \mathcal{F}_1(\hat{\phi}) \hat{\mathcal{F}}'_{2\phi}(h_2)}{(\mathcal{F}_1(\hat{\phi}) + \mathcal{F}_2(\hat{\phi}))^2} \right| \\ &\leq \frac{\left[\left| \mathcal{F}_2(\hat{\phi}) \right| \left| \hat{\mathcal{F}}'_{1\phi}(h_1) - \hat{\mathcal{F}}'_{1\phi}(h_2) \right| + \left| \mathcal{F}_1(\hat{\phi}) \right| \left| \hat{\mathcal{F}}'_{2\phi}(h_1) - \hat{\mathcal{F}}'_{2\phi}(h_2) \right| \right]}{(\mathcal{F}_1(\hat{\phi}) + \mathcal{F}_2(\hat{\phi}))^2} \leq C_n \|h_1 - h_2\|_\infty. \end{aligned}$$

Also, since $\hat{\mathcal{F}}'_{1\phi}(h) \rightarrow_p \mathcal{F}'_{1\phi}(h)$ and $\hat{\mathcal{F}}'_{2\phi}(h) \rightarrow_p \mathcal{F}'_{2\phi}(h)$ for every $h \in C([0, 1])$, then we have $\hat{\mathcal{F}}'_\phi(h) \rightarrow_p \mathcal{F}'_\phi(h)$. By Remark 3.4 of [Fang and Santos \(2019\)](#), Assumption 4 of [Fang and Santos \(2019\)](#) holds.

By a proof similar to that of Theorem S.1.1 in [Fang and Santos \(2019\)](#), we can show that

$$\hat{c}_{1-\alpha/2} \rightarrow_p c_{1-\alpha/2} \text{ and } \hat{c}_{\alpha/2} \rightarrow_p c_{\alpha/2}.$$

By Proposition 2.6 in the paper and Example 1.4.7 (Slutsky's lemma), Theorem 1.3.6 (continuous mapping), and Theorem 1.3.4(vi) of [van der Vaart and Wellner \(1996\)](#),

$$\lim_{n \rightarrow \infty} \mathbb{P} \left(\sqrt{T_n} (\hat{c}(L_1, L_2) - c(L_1, L_2)) > \hat{c}_{1-\alpha/2} \right) = \alpha/2$$

and

$$\lim_{n \rightarrow \infty} \mathbb{P} \left(\sqrt{T_n} (\hat{c}(L_1, L_2) - c(L_1, L_2)) < \hat{c}_{\alpha/2} \right) = \alpha/2,$$

which imply that

$$\lim_{n \rightarrow \infty} \mathbb{P} \left(\sqrt{T_n} (\hat{c}(L_1, L_2) - c(L_1, L_2)) \in [\hat{c}_{\alpha/2}, \hat{c}_{1-\alpha/2}] \right) = 1 - \alpha,$$

or equivalently

$$\lim_{n \rightarrow \infty} \mathbb{P} \left(c(L_1, L_2) \in [\hat{c}(L_1, L_2) - T_n^{-1/2} \hat{c}_{1-\alpha/2}, \hat{c}(L_1, L_2) - T_n^{-1/2} \hat{c}_{\alpha/2}] \right) = 1 - \alpha.$$

■

D.2 Proofs for Section A

Proof of Proposition A.1. The proof closely follows the strategies of the proofs of Theorem 1 of [Leshno and Levy \(2002\)](#) and Theorem 2.3 of [Aaberge et al. \(2021\)](#). We can show that

$$\begin{aligned} & W_P(F_1) - W_P(F_2) \\ &= -P^{(2)}(1) (\Lambda_1^3(1) - \Lambda_2^3(1)) + \int_0^1 P^{(3)}(t) d\Lambda_1^4(t) - \int_0^1 P^{(3)}(t) d\Lambda_2^4(t) \\ &= -P^{(2)}(1) (\Lambda_1^3(1) - \Lambda_2^3(1)) + P^{(3)}(t) (\Lambda_1^4(t) - \Lambda_2^4(t)) \Big|_0^1 - \int_0^1 P^{(4)}(t) (\Lambda_1^4(t) - \Lambda_2^4(t)) dt \\ &= \sum_{j=3}^m (-1)^{j-2} P^{(j-1)}(1) (\Lambda_1^j(1) - \Lambda_2^j(1)) + \int_0^1 (-1)^{m-1} P^{(m)}(t) (\Lambda_1^m(t) - \Lambda_2^m(t)) dt. \end{aligned}$$

The remaining of the proof is similar to that of Proposition 2.2. ■

Proof of Lemma A.1. The proof is similar to that of Lemma 2.2. ■

Proof of Proposition A.2. The results directly follow from Proposition A.1 and Lemma A.1. ■

Proof of Proposition A.3. The proof closely follows the strategies of the proofs of Theorem 1 of [Leshno and Levy \(2002\)](#) and Theorem 2.4 of [Aaberge et al. \(2021\)](#). By definition, for $m \geq 4$, we have that

$$\tilde{\Lambda}_j^m(p) = \int_p^1 \tilde{\Lambda}_j^{m-1}(t) dt = \int_0^1 \tilde{\Lambda}_j^{m-1}(t) dt - \int_0^p \tilde{\Lambda}_j^{m-1}(t) dt,$$

which implies $d\tilde{\Lambda}_j^m(p)/dp = -\tilde{\Lambda}_j^{m-1}(p)$. Also, we have that

$$\tilde{\Lambda}_j^3(p) = \int_p^1 \Lambda_j^2(t) dt = \int_0^1 \Lambda_j^2(t) dt - \int_0^p \Lambda_j^2(t) dt.$$

By a strategy similar to that of the proof of Proposition A.1, we can show that

$$\begin{aligned} & W_P(F_1) - W_P(F_2) \\ &= -P^{(2)}(0) \left(\tilde{\Lambda}_1^3(0) - \tilde{\Lambda}_2^3(0) \right) + \int_0^1 P^{(3)}(t) d\tilde{\Lambda}_1^4(t) - \int_0^1 P^{(3)}(t) d\tilde{\Lambda}_2^4(t) \\ &= \sum_{j=3}^m -P^{(j-1)}(0) \left(\tilde{\Lambda}_1^j(0) - \tilde{\Lambda}_2^j(0) \right) + \int_0^1 -P^{(m)}(t) \left(\tilde{\Lambda}_1^m(t) - \tilde{\Lambda}_2^m(t) \right) dt. \end{aligned}$$

The remaining of the proof is similar to that of Proposition 2.4. ■

Proof of Lemma A.2. The proof is similar to that of Lemma 2.2. ■

Proof of Proposition A.4. The results directly follow from Proposition A.3 and Lemma A.2. ■

Proof of Proposition A.5. The results follow from (A.8), continuous mapping theorem, Fubini's theorem, and Theorem 2.1 of Fang and Santos (2019). ■

Proof of Proposition A.6. The proof is similar to that of Proposition 2.7. ■

D.3 Proofs for Section B

Proof of Lemma B.1. The proof is similar to that of Lemma 2.2. ■

Proof of Proposition B.1. The results directly follow from Lemma B.1 and Theorem 4 of Tsetlin et al. (2015). ■

Proof of Lemma B.2. The proof for independent samples is trivial and is omitted. For matched pairs, let $\mathcal{H}_1 = \{1_{[a,x] \times [a,b]} : x \in [a, b]\}$, $\mathcal{H}_2 = \{1_{[a,b] \times [a,x]} : x \in [a, b]\}$, and $\mathcal{H} = \mathcal{H}_1 \cup \mathcal{H}_2$. Define

$$\hat{G}_n(f) = \sqrt{n} \left\{ \frac{1}{n} \sum_{i=1}^n f(X_i, Y_i) - E[f(X_i, Y_i)] \right\}$$

for every $f \in \mathcal{H}$. Since \mathcal{H}_1 and \mathcal{H}_2 are both Donsker classes, by Example 2.10.7 of [van der Vaart and Wellner \(1996\)](#), $\hat{G}_n \rightsquigarrow \mathbb{G}$ in $\ell^\infty(\mathcal{H})$ for some zero-mean Gaussian process \mathbb{G} . Define a map T such that for every $\psi \in \ell^\infty(\mathcal{H})$ and every $x \in [a, b]$,

$$T(\psi)(x) = \begin{pmatrix} \psi(1_{[a,x] \times [a,b]}) \\ \psi(1_{[a,b] \times [a,x]}) \end{pmatrix}.$$

Then by continuous mapping theorem,

$$T(\hat{G}_n) = \begin{pmatrix} \sqrt{n}\{\hat{F}_1 - F_1\} \\ \sqrt{n}\{\hat{F}_2 - F_2\} \end{pmatrix} \rightsquigarrow T(\mathbb{G}),$$

where for every $x \in [a, b]$,

$$T(\mathbb{G})(x) = \begin{pmatrix} \mathbb{G}(1_{[a,x] \times [a,b]}) \\ \mathbb{G}(1_{[a,b] \times [a,x]}) \end{pmatrix}.$$

By continuous mapping theorem again, we obtain that

$$\sqrt{T_n} \left\{ (\hat{F}_1 - \hat{F}_2) - (F_1 - F_2) \right\} \rightsquigarrow \mathbb{G}_F,$$

where for every $x \in [a, b]$,

$$\mathbb{G}_F(x) = \sqrt{1 - \lambda} \mathbb{G}(1_{[a,x] \times [a,b]}) - \sqrt{\lambda} \mathbb{G}(1_{[a,b] \times [a,x]})$$

with $\lambda = 1/2$. Then it is easy to show that for all $x, x' \in [a, b]$,

$$\begin{aligned}
& E [\mathbb{G}_F(x) \mathbb{G}_F(x')] \\
&= (1 - \lambda) E [\mathbb{G}(1_{[a,x] \times [a,b]}) \mathbb{G}(1_{[a,x'] \times [a,b]})] - \sqrt{\lambda(1 - \lambda)} E [\mathbb{G}(1_{[a,x] \times [a,b]}) \mathbb{G}(1_{[a,b] \times [a,x']})] \\
&\quad - \sqrt{\lambda(1 - \lambda)} E [\mathbb{G}(1_{[a,b] \times [a,x]}) \mathbb{G}(1_{[a,x'] \times [a,b]})] + \lambda E [\mathbb{G}(1_{[a,b] \times [a,x]}) \mathbb{G}(1_{[a,b] \times [a,x']})] \\
&= (1 - \lambda) F_1(x \wedge x') - (1 - \lambda) F_1(x) F_1(x') - \sqrt{\lambda(1 - \lambda)} F_{12}(x, x') \\
&\quad + \sqrt{\lambda(1 - \lambda)} F_1(x) F_2(x') - \sqrt{\lambda(1 - \lambda)} F_{12}(x', x) + \sqrt{\lambda(1 - \lambda)} F_1(x') F_2(x) \\
&\quad + \lambda F_2(x \wedge x') - \lambda F_2(x) F_2(x').
\end{aligned}$$

■

Proof of Proposition B.2. As shown in Lemma B.2,

$$\sqrt{T_n} \left\{ (\hat{F}_1 - \hat{F}_2) - (F_1 - F_2) \right\} \rightsquigarrow \mathbb{G}_F.$$

Then by the linearity and continuity of \mathcal{I}_m defined in (B.7) and the continuous mapping theorem, it follows that

$$\begin{aligned}
\sqrt{T_n} (\hat{\phi}_m - \phi_m) &= \sqrt{T_n} \left\{ \mathcal{I}_m(\hat{F}_1 - \hat{F}_2) - \mathcal{I}_m(F_1 - F_2) \right\} \\
&= \sqrt{T_n} \mathcal{I}_m \left((\hat{F}_1 - \hat{F}_2) - (F_1 - F_2) \right) \rightsquigarrow \mathcal{I}_m(\mathbb{G}_F) \equiv \mathbb{G}_m.
\end{aligned}$$

For every $x \in [a, b]$,

$$\text{Var}(\mathbb{G}_m(x)) = E [(\mathcal{I}_m(\mathbb{G}_F)(x))^2] - E[\mathcal{I}_m(\mathbb{G}_F)(x)]^2,$$

where, by Fubini's theorem (see, for example, Theorem 2.37 of [Folland \(1999\)](#)),

$$\begin{aligned}
& E \left[(\mathcal{I}_m (\mathbb{G}_F) (x))^2 \right] \\
&= \int \left(\int_a^x \cdots \int_a^{t_3} \int_a^{t_2} \mathbb{G}_F (\omega) (t_1) dt_1 dt_2 \cdots dt_{m-1} \right)^2 d\mathbb{P} (\omega) \\
&= \int_a^x \cdots \int_a^{t'_3} \int_a^{t'_2} \left(\int_a^x \cdots \int_a^{t_3} \int_a^{t_2} E [\mathbb{G}_F (t_1) \mathbb{G}_F (t'_1)] dt_1 dt_2 \cdots dt_{m-1} \right) dt'_1 dt'_2 \cdots dt'_{m-1}
\end{aligned}$$

and

$$E [\mathcal{I}_m (\mathbb{G}_F) (x)] = 0.$$

By a proof similar to that of Proposition 2.6, we can show the weak convergence

$$\sqrt{T_n} \{ \hat{c}_m (F_1, F_2) - c_m (F_1, F_2) \} \rightsquigarrow \mathcal{F}'_{\phi_m} (\mathbb{G}_m).$$

■

Proof of Proposition B.3. The proof is similar to that of Proposition 2.7. ■

References

- Aaberge, R. (2001). Axiomatic characterization of the Gini coefficient and Lorenz curve orderings. *Journal of Economic Theory*, 101(1):115–132.
- Aaberge, R. (2009). Ranking intersecting Lorenz curves. *Social Choice and Welfare*, 33(2):235–259.
- Aaberge, R., Havnes, T., and Mogstad, M. (2021). Ranking intersecting distribution functions. *Journal of Applied Econometrics*, 36(6):639–662.
- Barrett, G. F., Donald, S. G., and Bhattacharya, D. (2014). Consistent nonparametric tests for Lorenz dominance. *Journal of Business & Economic Statistics*, 32(1):1–13.

- Beare, B. K. (2009). A generalization of Hoeffding's lemma, and a new class of covariance inequalities. *Statistics & Probability Letters*, 79(5):637–642.
- Cuadras, C. M. (2002). On the covariance between functions. *Journal of Multivariate Analysis*, 81(1):19–27.
- Ebert, U. (1987). Size and distribution of incomes as determinants of social welfare. *Journal of Economic Theory*, 41(1):23–33.
- Fang, Z. and Santos, A. (2019). Inference on directionally differentiable functions. *The Review of Economic Studies*, 86(1):377–412.
- Folland, G. B. (1999). *Real Analysis: Modern Techniques and Their Applications*. John Wiley & Sons.
- Jiang, H., Sun, Z., and Hu, S. (2023). A nonparametric test of m th-degree inverse stochastic dominance. arXiv:2306.12271.
- Kaji, T. (2019). Asymptotic theory of L -statistics and integrable empirical processes. arXiv:1910.07572.
- Leshno, M. and Levy, H. (2002). Preferred by “all” and preferred by “most” decision makers: Almost stochastic dominance. *Management Science*, 48(8):1074–1085.
- Lo, A. (2017). Functional generalizations of Hoeffding's covariance lemma and a formula for Kendall's tau. *Statistics & Probability Letters*, 122:218–226.
- Sun, Z. and Beare, B. K. (2021). Improved nonparametric bootstrap tests of Lorenz dominance. *Journal of Business & Economic Statistics*, 39(1):189–199.
- Tsetlin, I., Winkler, R. L., Huang, R. J., and Tzeng, L. Y. (2015). Generalized almost stochastic dominance. *Operations Research*, 63(2):363–377.

van der Vaart, A. W. and Wellner, J. A. (1996). *Weak Convergence and Empirical Processes*. Springer.

Yaari, M. E. (1988). A controversial proposal concerning inequality measurement. *Journal of Economic Theory*, 44(2):381–397.

Zheng, B. (2018). Almost Lorenz dominance. *Social Choice and Welfare*, 51(1):51–63.