

Competing d_{xy} and s_{\pm} Pairing Symmetries in Superconducting $\text{La}_3\text{Ni}_2\text{O}_7$ emerge from LDA+FLEX Calculations

Griffin Heier¹, Kyungwha Park², Sergey Y. Savrasov¹

¹*Department of Physics, University of California, Davis, CA 95616, USA and*

²*Department of Physics, Virginia Tech, Blacksburg, Virginia 24061, USA*

(Dated: February 20, 2024)

With recent discoveries of superconductivity in infinite-layer nickelates, and in $\text{La}_3\text{Ni}_2\text{O}_7$ under high pressure, new opportunities appeared that yet another family of high-temperature superconductors based on Ni element may exist in Nature as was previously the case of cuprates and iron based materials. With their famous strong Coulomb correlations among 3d electrons and the proximity to antiferromagnetic instability these systems represent a challenge for their theoretical description, and most previous studies of superconductivity relied on the solutions of simplified few-orbital model Hamiltonians. Here, on the other hand, we use a recently developed combination of density functional theory with momentum and frequency resolved self-energies deduced from the so-called Fluctuational-Exchange (FLEX)-type Random Phase Approximation (RPA) to study spin fluctuation mediated pairing tendencies in $\text{La}_3\text{Ni}_2\text{O}_7$ under pressure. This methodology uses first-principle electronic structures of an actual material and is free of tight-binding parametrizations employed in model Hamiltonian approach. Based on our numerical diagonalization of the BCS Gap equation we show that competing d_{xy} and s_{\pm} pairing symmetries emerge in superconducting $\text{La}_3\text{Ni}_2\text{O}_7$ with the corresponding coupling constants becoming large in the proximity of spin density wave instability. The results presented here are discussed in light of numerous other calculations and provide on-going experimental efforts with predictions that will allow further tests of our understanding of unconventional superconductors.

PACS numbers:

I. INTRODUCTION

Opportunities to realize high-temperature superconductivity have always been a subject of enormous research interest, and recent discoveries of superconducting nickelates[1, 2] is not an exception. Despite numerous theoretical and experimental efforts in the past [3–8], infinite-layer Nd_2NiO_2 were shown to exhibit superconductivity at 8K only a few years ago [1, 9–11] but just discovered 80K superconductivity in bulk $\text{La}_3\text{Ni}_2\text{O}_7$ under applied pressure over 14GPa[2] has brought nickelates into focus of becoming a new addition to the famous family of high-temperature superconducting cuprates and ironates[12–14].

This breakthrough has inspired a large-scale theoretical effort to understand the nature of superconductivity in $\text{La}_3\text{Ni}_2\text{O}_7$. First principles electronic structure calculations based on Density Functional Theory (DFT) and Local Density Approximation (LDA)[15] reveal the dominant role of Ni $3d_{x^2-y^2}$ orbitals and, in addition, of Ni $3d_{3z^2-r^2}$ orbitals [2, 16, 17]. Correlation effects beyond DFT have been studied [18–20] using combinations of LDA and GW methods with dynamical mean field theory (LDA+DMFT and GW+DMFT)[21]. A two-orbital bilayer model for the bands near the Fermi level has been proposed to describe the low energy physics of this material [22, 23]. Many-body simulations of model Hamiltonians with Quantum Monte Carlo[24] and density matrix renormalization group[25] techniques have also recently appeared.

Focusing on the superconducting state, the discussion of the pairing symmetry has been the subject of extensive studies in a series of recent works[20, 26–32]. Within the two-orbital tight-binding model, the pairing instability was studied using functional renormalization group (FRG) approach and the multi-orbital t - J model. An s_{\pm} -wave pairing with sign-reversal gaps on different Fermi surfaces is revealed, reminiscent of iron based superconductors [26]. Employing the static auxiliary field Monte Carlo approach to simulate a minimal effective model containing local $d_{3z^2-r^2}$ interlayer spin singlets and metallic $d_{x^2-y^2}$ bands, the authors of Ref. [27] have reached a similar conclusion, together with another FRG calculations that also yielded s_{\pm} -wave Cooper pairing triggered by the spin fluctuations[28]. The cellular version of the DMFT was used on the two-orbital Hubbard model where the s_{\pm} -superconductivity was observed[29].

Several calculations of the pairing interaction have been performed [20, 30–32] using the two-orbital model and the Random Phase Approximation (RPA) – the method first used to understand properties of heavy fermion systems many years ago [33, 34]. Diagrammatically, the RPA includes particle-hole ladder and bubble diagrams[35, 36]. The inclusion to these series of particle-particle ladder diagrams has also been proposed in the past, which was entitled as the Fluctuational Exchange Approximation (FLEX) [37]. This contribution was however found to be not essential in the proximity to magnetic instability where the most divergent terms are described by the particle-hole ladders[38].

Using the RPA, the intra-orbital Coulomb interaction parameter $U = 0.8$ eV, $J = U/4$ and the inter-orbital repulsion $V = U - 2J$, the pairing instability was shown to be induced in the s_{\pm} -wave channel due to nesting between the $(1/2, 1/2)2\pi/a$ and $(1/2, 0)2\pi/a$ points in the Brillouin zone [30]. A different RPA calculation [20] discussed the appearance of multiple leading symmetries ($d_{x^2-y^2}$ vs. d_{xy}) in the calculation with $U = 0.36$ eV and by utilizing either $J = U/4$ or $U/7$, while the solution of the s_{\pm} symmetry was found as the sub-leading one. The study of the pairing symmetry as a function of U and using the Kanamori rule: $J = U/4$, $V = U - 2J$, has been performed in Ref. [31], where it was shown that the s_{\pm} slightly dominates over the d_{xy} symmetry once the system is tuned to the spin-density-wave (SDW) instability occurring for the two-orbital model at U slightly above 1.2eV. A most recent work [32] has utilized maximally-localized-Wannier-function construction and found that the superconducting symmetry of $\text{La}_3\text{Ni}_2\text{O}_7$ is robustly d_{xy} if its LDA band structure is accurately reproduced in the downfolded model.

We have recently implemented a combination of density functional electronic structure theory with momentum- and energy-dependent self-energy deduced from the above mentioned FLEX-RPA approach[39]. Such method is free of tight-binding parametrizations and utilizes full electronic energy bands and the wave functions available in the density functional calculation. It evaluates dynamical charge and spin susceptibilities of the electrons in a Hilbert space restricted by correlated orbitals only, similar to popular LDA+U[40] and LDA+DMFT approaches[21]. Evaluations of superconducting pairing interactions describing scattering of the Cooper pairs at the Fermi surface in a realistic material framework became possible using this method. Our most recent calculations of $\text{HgBa}_2\text{CuO}_4$ [41], a prototype single-layer cuprate superconductor, where a much celebrated $d_{x^2-y^2}$ symmetry of the order parameter was easily recovered with LDA+FLEX, has demonstrated applicability of this method to study spin-fluctuation mediated superconductivity without reliance on tight-binding approximations of their electronic structures.

Here we apply the LDA+FLEX method to study the superconductivity in bulk $\text{La}_3\text{Ni}_2\text{O}_7$ under pressure. Our numerically evaluated superconducting pairing interaction describing scattering of the Cooper pairs at the Fermi surface is used to exactly diagonalize the linearized Bardeen-Cooper-Schrieffer (BCS) gap equation on a three dimensional \mathbf{k} -grid of points in the Brillouin Zone. The highest eigenstate λ_{\max} deduced from this procedure represents a spin fluctuational coupling constant similar to electron-phonon λ_{e-p} in conventional theory of superconductivity. The spin fluctuational λ_{\max} was found to be very sensitive to the actual values of the Hubbard interaction U among Ni 3d electrons serving as input to this calculation but reaches rather large values

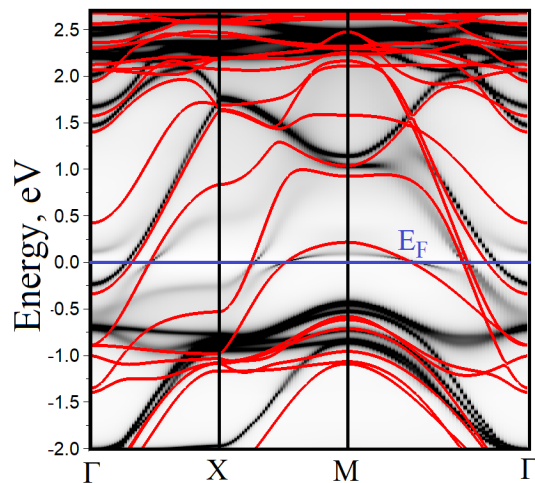


FIG. 1: Electronic structure of $\text{La}_3\text{Ni}_2\text{O}_7$ with experimentally determined lattice parameters that correspond to pressure 30 GPa calculated using LDA+FLEX method (gray shading) with $U=3$ eV and $J=0.5$ eV, as well as the result of the density functional LDA calculation (red lines).

in close proximity to the spin density wave instability. This is in accord with recent RPA study of this system using the tight-binding simulation [31].

The same sensitivity to input U is seen in our calculated normal state self-energies which were found to show a weak \mathbf{k} - and strong frequency dependence with particularly large electronic mass renormalization $m^*/m_{LDA} = 1 + \lambda_{sf}$ in the proximity to SDW. Both λ_{\max} and λ_{sf} determine the renormalized coupling constant $\lambda_{eff} = \lambda_{\max} / (1 + \lambda_{sf})$ that enters the BCS expression for $T_c \sim \omega_{sf} \exp(-1/\lambda_{eff})$, where ω_{sf} is the characteristic energy of spin fluctuations. We find λ_{eff} to be modest and incapable to deliver high critical temperatures unless we tune U to be very close to the SDW point. Two competing symmetries of the superconducting order parameter, d_{xy} vs s_{\pm} , are seen from the analysis of the highest eigenstates of the BCS gap equation. This result is also found in our own and published [20, 30–32] tight-binding RPA simulations. The realization of d_{xy} would be quite unusual in light of $d_{x^2-y^2}$ pairing state being found in cuprates[42] and of s_{\pm} pairing in ironates. Due to the appearance of nodes in d_{xy} and its absence in s_{\pm} symmetry the on-going experimental efforts should easily elucidate which pairing symmetry is realized here.

Our paper is organized as follows: In Section II we discuss the results of the correlated electronic structure for $\text{La}_3\text{Ni}_2\text{O}_7$ using the LDA+FLEX formalism. In Section III we present our results of exact diagonalization of the linearized BCS equation and correspondingly extracted superconducting energy gaps and the eigenvalues as a function of U . We also give estimates of the spin fluctuational mass enhancement that determines the effective coupling constant λ_{eff} entering the BCS expression for

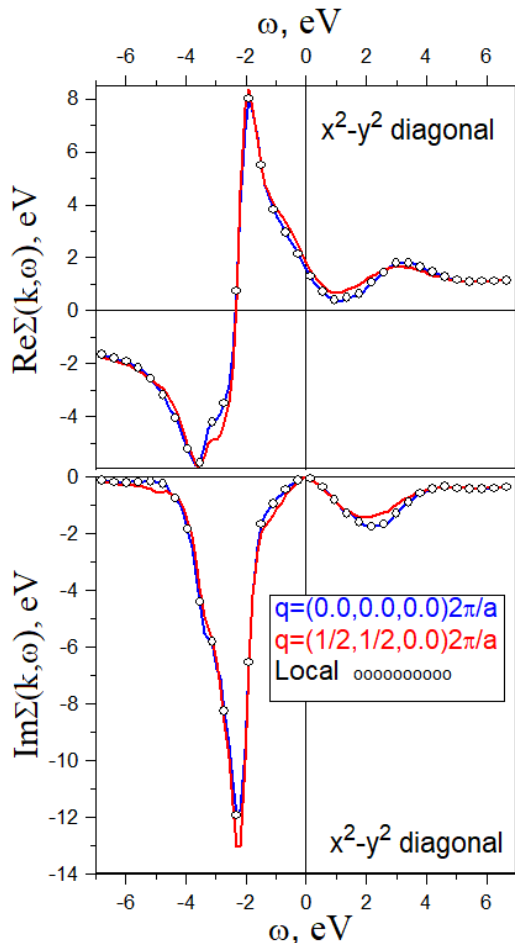


FIG. 2: Calculated self-energy $\Sigma(\mathbf{k}, \omega)$ (top is the real part, and bottom is imaginary part) using FLEX-RPA approximation for $d_{x^2-y^2}$ electrons of Ni in $\text{La}_3\text{Ni}_2\text{O}_7$. The wave vectors \mathbf{k} correspond to (000) and $(\frac{1}{2}, \frac{1}{2}, 0)$ of the Brillouin Zone. The circles show the result of the local self-energy approximation taken as the average over all \mathbf{k} -points. A representative value of Hubbard $U=3$ eV and $J=0.5$ eV is used.

the T_c . In Section IV, we repeat the calculation using the two-orbital bilayer tight-binding model and give comparisons with our full LDA+FLEX calculation. Section V is the conclusion.

II. ELECTRONIC STRUCTURE OF $\text{La}_3\text{Ni}_2\text{O}_7$ FROM LDA+FLEX

A unit cell of bulk $\text{La}_3\text{Ni}_2\text{O}_7$ contains two Ni-O planes and is expected to have its orthorhombic structure with space group $Fmmm$ [43]. This is also true under applied pressure[2]. At 30 GPa, the theoretically deduced lattice parameters are given by: $a = 5.29\text{\AA}$, $b = 5.21\text{\AA}$, $c = 19.73\text{\AA}$. We perform our density functional electronic structure calculations [15] using the full potential linear

muffin-tin orbital method [44]. The self-energies for Ni 3d electrons, $\Sigma(\mathbf{k}, \omega)$, are evaluated on the $12 \times 12 \times 12$ grid of \mathbf{k} -points and at the frequency range between -13.6 eV and $+13.6$ eV from the Fermi energy based on RPA-FLEX procedure described previously[39, 41]. We use the values of an on-site Hubbard interaction $U = 3$ eV and $J = 0.5$ eV as an input to the simulation similarly to Ref. [22].

Since the self-energy has both real and imaginary parts, the electronic states do no longer have infinite life times. We evaluate the poles of the single particle Green function, and the obtained $\text{Im}G(\mathbf{k}, \omega)$ for $\text{La}_3\text{Ni}_2\text{O}_7$ is shown in Fig. 1. The Fermi surface states mainly consist of Ni- $3d_{x^2-y^2}$ and Ni- $3d_{3z^2-r^2}$ orbital character. There is a small La based pocket around the Γ point whose exact position depends on whether one uses theoretical (as in some previous works[22]) or experimental atomic positions utilized here. Such sensitivity was investigated in details in Ref. [18], but, in any case it should be irrelevant for the superconducting behavior of $\text{La}_3\text{Ni}_2\text{O}_7$.

Most of the poles are seen as sharp resonances (plotted in black) in the function $\text{Im}G(\mathbf{k}, \omega)$ that closely follows the LDA energy dispersions (plotted in red). However, the difference is seen in the behavior of the Ni $3d_{x^2-y^2}$ and Ni- $3d_{3z^2-r^2}$ states in the vicinity of the Fermi surface that acquire a strong damping at energies away from the Fermi level. As the primary effect of the self-energy is the renormalization of the electronic bandwidth, we found the electronic mass enhancement to be around 3.4 for Ni $3d_{x^2-y^2}$ and 4.7 for Ni $3d_{3z^2-r^2}$ orbitals using the setup with $U = 3$ eV and $J = 0.5$ eV, but it also needs to be noticed that the mass enhancement depends strongly on U as we discuss later in this work.

We further plot the diagonal elements of the real and imaginary parts of the self-energy for Ni $3d_{x^2-y^2}$ orbital in Fig.2. To illustrate the \mathbf{k} -dependence we show the result for the two points of the Brillouin Zone (BZ): $\Gamma = (0, 0, 0)$ (blue) and $M = (1/2, 1/2, 0)$ (red). We generally find the \mathbf{k} -dependence of $\Sigma(\mathbf{k}, \omega)$ to be quite small prompting the locality feature of the self-energy. Very similar behavior is seen for other \mathbf{k} -points of the BZ and also for the matrix elements corresponding to Ni $d_{3z^2-r^2}$ orbitals. The local self-energy $\Sigma_{loc}(\omega)$ can be evaluated as an integral over all \mathbf{k} -points, and its frequency dependence is shown in Fig. 2 by small circles. We conclude that there is a close agreement between $\Sigma_{loc}(\omega)$ and $\Sigma(\mathbf{k}, \omega)$.

A pole-like behavior for the self-energy at frequencies around 2 eV is also seen in our LDA+FLEX calculation. Those poles are led to additional resonances in the single-particle Green functions that cannot be obtained using static mean DFT based approaches. The imaginary part of the self-energy nearly diverges indicating strongly damped excitations. Those resonances are usually hard to associate with actual energy bands.

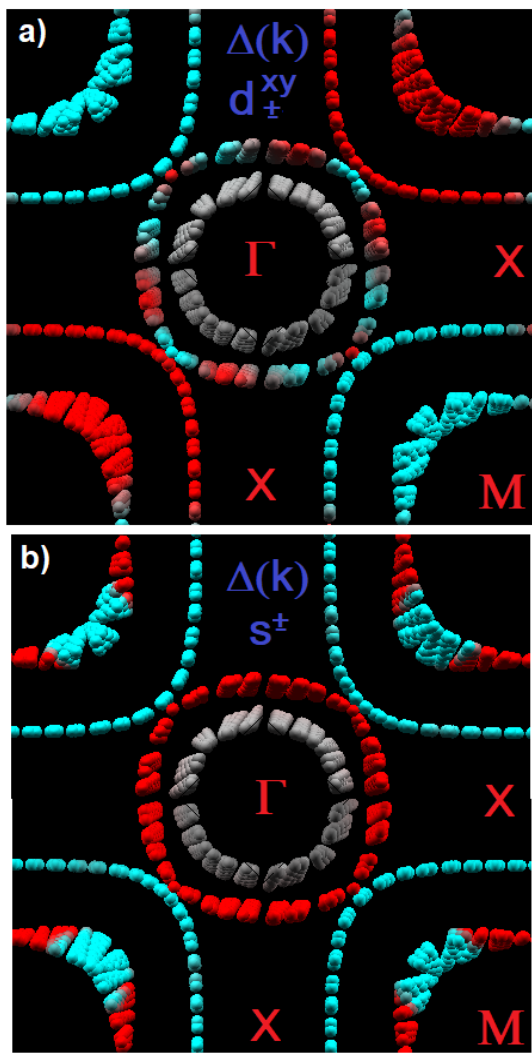


FIG. 3: Calculated superconducting energy gap $\Delta(\mathbf{k})$ for singlet pairing in $\text{La}_3\text{Ni}_2\text{O}_7$ using numerical solution of the linearized BCS gap equation with the pairing interaction evaluated using LDA+FLEX(RPA) approach. Blue/red color marks points at the quasi 2D Fermi surface (viewed from the top) that corresponds to the negative/positive values of $\Delta(\mathbf{k})$, while the values around zero are colored in gray. Case a) is the eigenstate with d_{xy} symmetry and b) is the eigenstate with s_{\pm} symmetry.

III. SUPERCONDUCTING PROPERTIES OF $\text{La}_3\text{Ni}_2\text{O}_7$ FROM LDA+FLEX

We utilize our LDA+FLEX(RPA) method to evaluate the spin fluctuation mediated pairing interaction. The Fermi surface is triangularized onto small areas described by about 6,000 Fermi surface momenta for which the matrix elements of scattering between the Cooper pairs are calculated using the approach described in Ref. [41]. The linearized BCS gap equation is then exactly diagonalized and the set of eigenstates is obtained for both singlet ($S = 0$) and triplet ($S = 1$) Cooper pairs. The highest

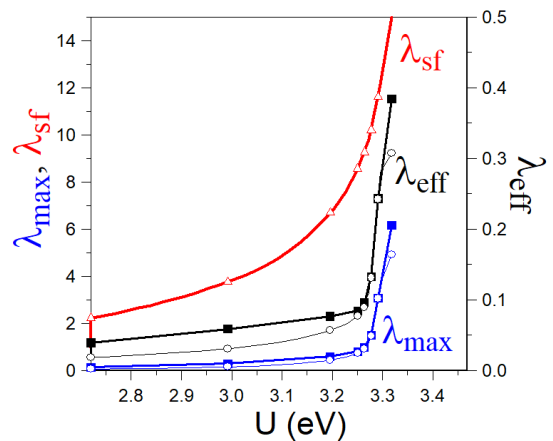


FIG. 4: Calculated using LDA+FLEX(RPA) method dependence of spin fluctuational mass enhancement, λ_{sf} , and the two highest eigenvalues λ_{\max} (squares and circles) corresponding to d_{xy} and s_{\pm} symmetries of the linearized BCS equation as a function of the on-site Hubbard interaction U for d-electrons of Ni in $\text{La}_3\text{Ni}_2\text{O}_7$. The effective coupling constant $\lambda_{eff} = \lambda_{\max}/(1 + \lambda_{sf})$ is shown on the right scale.

eigenvalue λ_{\max} represents the physical solution and the eigenvector corresponds to superconducting energy gap $\Delta_S(\mathbf{k}j)$ where \mathbf{k} is the Fermi surface momentum and j numerates the Fermi sheets.

During the course of the diagonalization we however find that there are two highest eigenvalues that appear very close to each other. We analyze the behavior of $\Delta_S(\mathbf{k}j)$ corresponding to them as a function of the Fermi momentum using the values of $U = 3eV$ and $J = 0.5eV$. They are both related to the spin singlet states, and Fig.3 a) and b) shows first and second highest eigenstates, respectively. One can see that the most favorable eigenstate $\Delta_{S=0}(\mathbf{k}j)$ shows the behavior of a d-wave with xy symmetry (zeroes pointing along k_x and k_y directions) The plot distinguishes negative/positive values of Δ by blue/red colors while zeroes of the gap function are colored in grey as, for example, the case of the La pocket seen around Γ point. This result is interesting because it differs from the predicted behavior in cuprates with their $d_{x^2-y^2}$ symmetry and also from iron pnictides with their s_{\pm} behavior. As emphasized earlier [30], the Fermi surface nesting here is quite strong for both BZ edges at $(1/2,0,0)2\pi/a$ and $(1/2,1/2,0)2\pi/a$ which results in a delicate competition between the two spin density wave instabilities.

Fig.3 (b) shows the behavior of the second highest eigenstate. Here we clearly resolve sign changing energy gap values for different sheets of the Fermi surface corresponding to the s_{\pm} symmetry. This behavior was recently discussed in several model calculations[26–29]. It was also found explicitly using the RPA calculations with the two-orbital bilayer model [30, 31].

Several works have emphasized the sensitivity of the

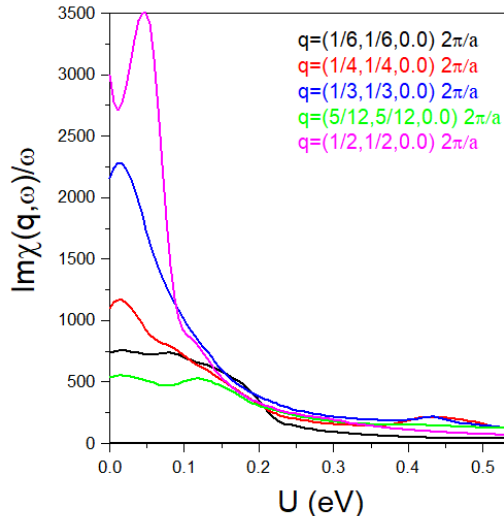


FIG. 5: Calculated imaginary part of spin susceptibility weighted by ω^{-1} in $\text{La}_3\text{Ni}_2\text{O}_7$ plotted as a function of frequency for several wave vectors q traversing from the Γ to M point of the BZ and for the Ni $d_{3z^2-r^2}$ diagonal elements of the spin susceptibility.

solution to both the input interaction parameters U [31], J [20] and the longer range hopping integrals [32] resulting in the appearance of the competing symmetries, such as s_{\pm}, d_{xy} as well as $d_{x^2-y^2}$. Since we use full LDA derived band structures in the simulation, we can gain additional insight by varying the parameter U . We use its range of values between the 2.8 and 3.3 eV and extract from the BCS gap equation the highest eigenstates and their symmetries as a function of U . This plot is shown in Fig.4 where one can see the dependence of the highest (squares) and the next highest (circles) eigenvalues as a function of U . We find that d_{xy} symmetry dominates slightly in the range of U 's below 3.2 eV but competes closely with the s_{\pm} symmetry once we approach the spin density wave instability that occurs above 3.2 eV. At the lack of rigorous procedure for determining U , it is clear that the leading pairing symmetry in $\text{La}_3\text{Ni}_2\text{O}_7$ cannot be exactly predicted using this method and the question should be settled by the experiment.

To get estimates of the critical temperature, we recall that it is not the eigenvalue λ_{\max} but an effective coupling constant λ_{eff} that enters the BCS T_c expression: $T_c \approx \omega_{sf} \exp(-1/\lambda_{eff})$. It incorporates the effects associated with the mass renormalization describing by the parameter λ_{sf} , and is also weakened slightly by the Coulomb pseudopotential μ_m^* which should refer to the same pairing symmetry m as λ_{\max} :

$$\lambda_{eff} = \frac{\lambda_{\max} - \mu_m^*}{1 + \lambda_{sf}} \quad (1)$$

The mass enhancement can be evaluated as the Fermi

surface (FS) average of the electronic self-energy derivative taken at the Fermi level

$$\lambda_{sf} = -\left\langle \frac{\partial \Sigma(\mathbf{k}, \omega)}{\partial \omega} \Big|_{\omega=0} \right\rangle_{FS} \quad (2)$$

We calculate the dependence of λ_{sf} on U using analytical differentiation of the self-energy at zero frequency by utilizing its spectral representation [45]. λ_{sf} is found to grow rapidly in the vicinity of SDW as we illustrate it in Fig.4.

To give estimates for the effective coupling constant, λ_{eff} , we notice that μ_m^* is expected to be very small for the pairing symmetries different from the standard s -wave [46]. We therefore set this parameter to zero. The plot of $\lambda_{eff} = \lambda_{\max}/(1 + \lambda_{sf})$ vs. U is shown in Fig 4 with its scale given on the right. One can see that the range of these values is quite modest (~ 0.1) for U 's less than 3.2 eV as compared to both λ_{\max} and λ_{sf} , primarily due to the fact that the rise in the eigenvalue of the gap equation, is compensated by the renormalization effect of the electronic self-energy.

Only in the close proximity to the SDW instability, λ_{eff} raises to the values ~ 0.4 . (It can go even further up upon tuning U). However, this corresponds to very large values of $\lambda_{sf} \sim 15$, which are likely not very realistic. Although, experimental determination of the electronic mass enhancement for $\text{La}_3\text{Ni}_2\text{O}_7$ is not presently available, one can quote corresponding range of values for high- T_c cuprates: ARPES studies of $\text{Bi}_2\text{Sr}_2\text{CaCu}_2\text{O}_{8+\delta}$ produced $0.5 \lesssim \lambda_{sf} \lesssim 1.7$ [47]. A different work [48] for $\text{Bi}_2\text{Sr}_2\text{CaCu}_2\text{O}_8$ and also for $\text{La}_{2-x}\text{Ba}_x\text{CuO}_4$ reported the estimate $1 \lesssim \lambda_{sf} \lesssim 2$. Somewhat larger values of the self-energy slope, $4 \div 8$, taken for several Fermi momenta have been seen in ARPES analysis of $\text{Bi}_{1.74}\text{Pb}_{0.38}\text{Sr}_{1.88}\text{CuO}_{6+\delta}$ [49]. The value of 2.7 along the nodal line was quoted for $\text{YBa}_2\text{Cu}_3\text{O}_{6.6}$ [50]. Quantum oscillations reported m^* range from 1.9 to 5 (in units of the free electron mass) for various cuprates including the value of 2.45 ± 0.15 for $\text{HgBa}_2\text{CuO}_{4+\delta}$ [51].

To get estimates for the range of spin fluctuational energies ω_{sf} , we analyze the behavior of the spin susceptibility that is responsible for the spin fluctuational pairing. Since the BCS approximation assumes that the superconducting pairing K operates for the electrons residing at the Fermi surface only, it can be considered as the static ($\omega = 0$) value for the dynamically resolved interaction: $K(\mathbf{q}, \omega) = I + I\chi(\mathbf{q}, \omega)I$. Here I is the static on-site bare interaction matrix that incorporates U and J while $\chi(\mathbf{q}, \omega)$ is the interacting susceptibility matrix. As a result of the Kramers-Kronig transformation, $\text{Re}K(\mathbf{q}, 0)$ can be expressed via the inverse frequency moment of its imaginary part, $\text{Im}K(\mathbf{q}, \omega)/\omega$, that is further proportional to the imaginary part of the spin susceptibility weighted by ω^{-1} . Thus, the frequency resolution of the spin fluctuational spectrum can be easily analyzed by plotting the function $\text{Im}\chi(\mathbf{q}, \omega)/\omega$. We present this data

in Fig.5. The spin susceptibility is the matrix which has four orbitals corresponding to various d-electron states and also two sites corresponding to two NiO₂ planes within the unit cell. We plot the data as a function of frequency for several wave vectors \mathbf{q} traversing along Γ - M line of the BZ and for the largest diagonal elements of the spin susceptibility that we find for Ni $d_{3z^2-r^2}$ orbitals. The spin fluctuational spectrum is primarily located at small frequencies and peaked around the energies 0.05eV or so. It exhibits significant momentum dependence for Ni $d_{3z^2-r^2}$ orbitals which shows a broad peak around the momenta $(1/3,1/3,0)2\pi/a$ but grows toward the edge of the BZ at $(1/2,1/2,0)2\pi/a$. Another maximum was also found around the BZ point $(1/2,0,0)2\pi/a$. This indicates that the spin fluctuations are primarily of antiferromagnetic character. Despite the long range antiferromagnetic order is absent in La₃Ni₂O₇, this result is quite similar to cuprates and iron based materials where doping is served to suppress the long range magnetic order.

It is interesting to note that the range of $\omega_{sf} \sim 50$ meV is also seen for high- T_c cuprates as peaks in imaginary spin susceptibility accessible via the neutron scattering experiment[52]. There is a famous 40 meV resonance which is visible in the superconducting state[53]. There are numerous angle resolved photoemission experiments (ARPES) that show kinks in the one-electron spectra at the same energy range[54]. These kinks are sometimes interpreted as caused by the electron-phonon interactions[55], but, unfortunately, the calculated values of λ_{e-p} are known to be small in the cuprates[56, 57]. Note also that for the undoped antiferromagnetic cuprates, the spin wave spectra reside in the energy range of 30 meV [58].

We can judge about the values of T_c using our estimated $\omega_{sf} \sim 50$ meV and the values of λ_{eff} that we calculate in Fig. 4. For $\lambda_{eff} = 0.1$, the BCS $T_c = \omega_{sf} \exp(-1/\lambda_{eff}) \approx 0.02K$. Once we get closer to the SDW instability, the effective coupling increases to the values 0.4 and the corresponding BCS $T_c \approx 48K$. Given the exponential sensitivity of the T_c , the latter value is certainly not far away from 80K range.

IV TIGHT-BINDING CALCULATIONS FOR LA₃NI₂O₇

Several tight-binding calculations addressed the origin of superconductivity in La₃Ni₂O₇ and the symmetry of the pairing state in the recent literature [20, 26–32]. Although a few publications predicted the s_{\pm} as leading pairing symmetry [26–30], results based on diagonalizing the BCS gap equation have also emphasized the appearance of the d_{xy} pairing state [20, 31, 32].

To validate these findings, we have performed our own tight-binding simulations using the FLEX(RPA) method by utilizing the two-orbital (Ni- $d_{x^2-y^2}$ and Ni- $d_{3z^2-r^2}$)

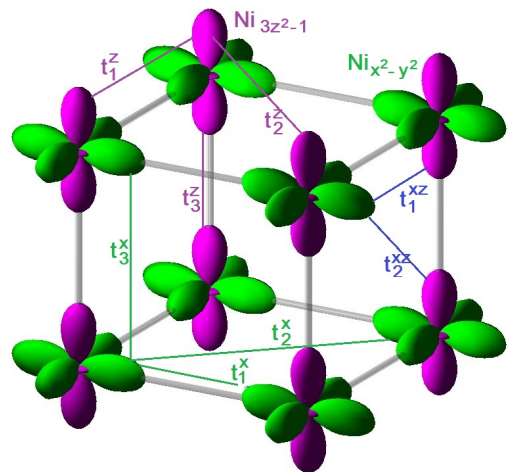


FIG. 6: Two-orbital ($x^2 - y^2$ and $3z^2 - r^2$) bilayer tight-binding model employed for calculations of superconductivity in La₃Ni₂O₇.

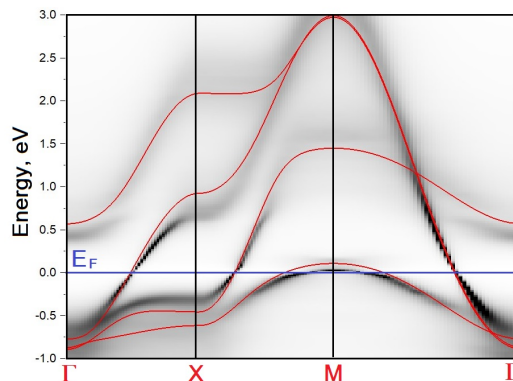


FIG. 7: Correlation effect using FLEX(RPA) method (black) on the electronic structure of two orbital bilayer tight-binding model (red) for La₃Ni₂O₇.

model that was proposed to describe the electronic structure of La₃Ni₂O₇[22]. We illustrate this model in Fig. 6, whose parameters are almost identical to those found in Ref.[22]: using shortcut notations x/z for Ni- $3d_{x^2-y^2}$ and Ni- $3d_{3z^2-r^2}$ orbitals, respectively, we have the on-site energy levels $\epsilon_x = 0.776$ eV, $\epsilon_z = 0.409$ eV, and the hopping integrals as follows: $t_1^x = -0.483$ eV, $t_2^x = 0.069$ eV, $t_3^x = 0.005$ eV, $t_1^z = -0.11$ eV, $t_2^z = -0.017$ eV, $t_3^z = -0.335$ eV, $t_1^{xz} = 0.239$ eV, $t_2^{xz} = -0.034$ eV. (The only difference here is the parameter t_3^z which was quoted to be -0.635eV in Ref.[22]).

Our tight-binding energy bands are illustrated in Fig.7 by red lines along the same high-symmetry lines as we used in Fig.1: We conclude that the fit bears close resemblance to the LDA derived electronic structure.

We further include the effect of Coulomb correlations using the FLEX(RPA) method by calculating the self-

energies and the single-particle Green functions. We use the Coulomb interaction parameters as in Ref. [31]: the intraorbital U is fixed to be 1.16 eV, and the exchange integral J is set to $U/4$ while the interorbital Coulomb integral $V = U - 2J$. These parameters are smaller from the ones employed in full LDA+FLEX calculation primarily due to the restricted Hilbert space at which the tight-binding parameterization operates.

The result is illustrated in Fig.7 where we plot the poles of the Green function whose frequency dependence is shown by a varied gray shading. In accord with the Fermi liquid theory, one can see that the long-living quasiparticles (sharp black lines) are present in the vicinity of the Fermi energy only, while the resonances become more diffusive as we depart from the Fermi level. This is very similar to what we see in our full LDA+FLEX calculation for the bands of predominantly Ni- $d_{x^2-y^2}$ and Ni- $d_{3z^2-r^2}$ character, Fig 1.

We further repeat the exact diagonalization of the BCS gap equation using the RPA pairing interaction calculated within the two-orbital bilayer model. The behavior of $\Delta_S(\mathbf{k}j)$ for the two highest eigenvalues is illustrated in Fig.8 where the plot 8(a) shows the behavior characteristic for the d_{xy} symmetry while the plot 8(b) shows the gap function of the s_{\pm} symmetry. One can see that momentum dependence of the both gap functions is very similar to the ones that we calculate using full LDA+FLEX method, Fig. 3.

It is however interesting to note that in the case of the tight-binding calculation, the solution of the s_{\pm} symmetry comes out always slightly more favorable than the solution of the d_{xy} symmetry. We illustrate this result by plotting the eigenvalue λ_{\max} as a function of the parameter U on Fig. 9, where the highest eigenstate marked by squares corresponds to the s_{\pm} symmetry while the next highest marked by circles is of the d_{xy} symmetry.

Our tight-binding FLEX(RPA) calculation is found in complete agreement with the similar calculation that has recently appeared in the literature [31]. However it is somewhat different from our LDA+FLEX calculation shown 4 where we found that d_{xy} symmetry is more favorable for the range of U 's less than 3.2 eV. It is clear that the inclusion of the full LDA energy bands and the wave functions can be a possible source of this discrepancy.

We further calculate the mass enhancement parameter λ_{sf} due to spin fluctuations as a function of U . The result is shown in Fig. 9 where one can see that the mass enhancement raises rapidly once the system is tuned to the SDW instability. The same is seen in the dependence of the effective coupling constant $\lambda_{eff} = \lambda_{\max}/(1 + \lambda_{sf})$ which is illustrated on the right scale of Fig.9. The λ_{eff} can reach pretty high values ~ 0.7 as we vary U and the corresponding BCS $T_c = \omega_{sf} \exp(-1/\lambda_{eff}) \approx 139K$ using $\omega_{sf} = 50 meV$. This estimate would however assume very large values of $\lambda_{sf} \approx 12$. More modest values of

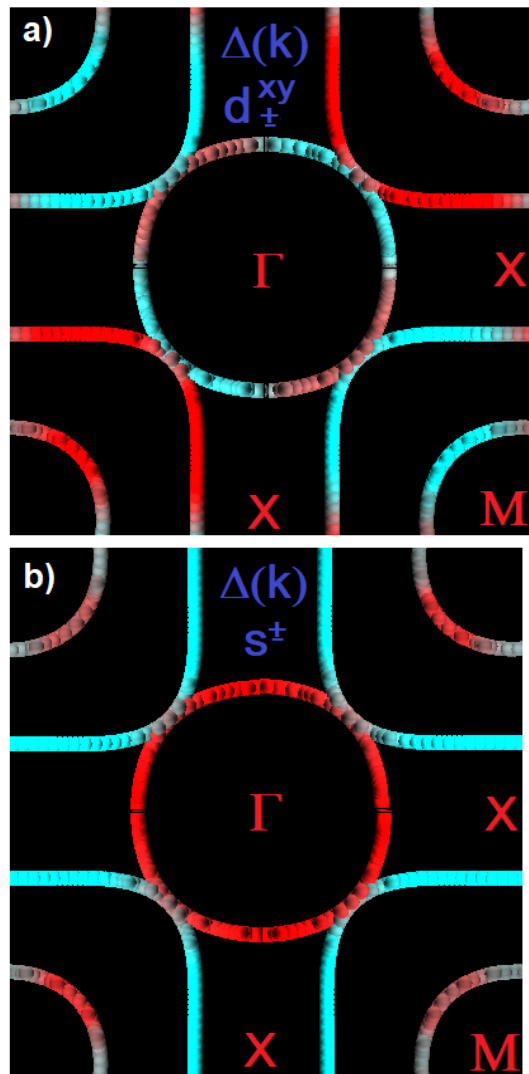


FIG. 8: Calculated superconducting energy gap $\Delta(\mathbf{k})$ for singlet pairing in $\text{La}_3\text{Ni}_2\text{O}_7$ using numerical solution of the linearized BCS gap equation with the pairing interaction evaluated using tight-binding parameterization of the LDA energy bands and FLEX(RPA) method. Blue/red color marks points at the two-dimensional Fermi surface (viewed from the top) that corresponds to the negative/positive values of $\Delta(\mathbf{k})$, while the values around zero are colored in gray. Case a) is the eigenstate with d_{xy} symmetry and b) is the eigenstate with s_{\pm} symmetry.

$\lambda_{sf} \approx 5$ correspond to $\lambda_{eff} \approx 0.3$ for which the BCS T_c is estimated to be about 20K.

Clearly, one cannot expect the high accuracy from the RPA regarding the precise determination of the pairing interaction and the corresponding extraction of the T_c but one can judge that the inclusion of the full LDA derived band structures lowers the estimate of the effective coupling constant as compared to the tight-binding calculation. This trend was also found by us

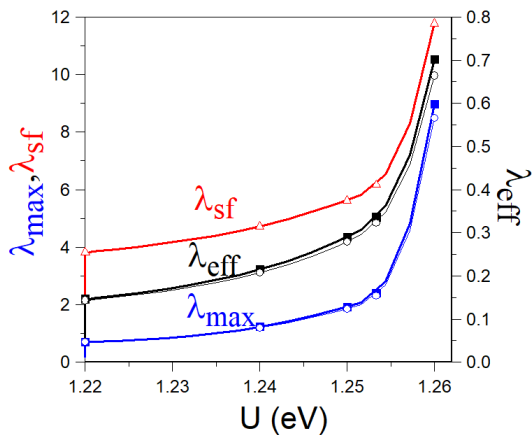


FIG. 9: Calculations using tight-binding parameterization of the LDA energy bands and the FLEX(RPA) method of the spin fluctuational mass enhancement, λ_{sf} , and of the highest eigenvalues λ_{\max} corresponding to s_{\pm} (squares) and d_{xy} (circles) symmetries of the linearized BCS equation as a function of the on-site Hubbard interaction U for the two-orbital bilayer model of $\text{La}_3\text{Ni}_2\text{O}_7$. The effective coupling constant $\lambda_{eff} = \lambda_{\max}/(1 + \lambda_{sf})$ is shown on the scale given on the right.

in our recent exploration of the cuprate superconductor $\text{HgBa}_2\text{CuO}_4$ [41].

V. CONCLUSION

In conclusion, we used recently developed LDA+FLEX method to study spin fluctuational mechanism of superconductivity in recently discovered $\text{La}_3\text{Ni}_2\text{O}_7$ under pressure. Based on this procedure, the superconducting scattering matrix elements between the Cooper pairs have been evaluated numerically, and the linearized BCS gap equation was exactly diagonalized. Our main result is the competition between d_{xy} and s_{\pm} pairing symmetries for the most favorable eigenstate of the superconducting order parameter, which unfortunately cannot be precisely determined given the sensitivity of the result to the values of Hubbard parameter U used in the simulation. Since both symmetries can be distinguished by the presence/absence of nodes in the gap function, it should be straightforward to sort this out with currently on-going experiments.

The superconducting coupling constant λ_{\max} as the highest eigenvalue of the BCS gap equations has been extracted together with the spin fluctuational mass enhancement $m^*/m_{LDA} = 1 + \lambda_{sf}$. The effective coupling constant $\lambda_{eff} = \lambda_{\max}/(1 + \lambda_{sf})$ was deduced as a function of U , but found to be modest and incapable to deliver high values of T_c unless U is tuned to be close to SDW. We have also performed tight-binding calculations using recently proposed two-orbital bilayer model which

confirmed our conclusions.

-
- [1] D. Li, K. Lee, B. Y. Wang, M. Osada, S. Crossley, H. R. Lee, Yi Cui, Y. Hikita & H. Y. Hwang, *Nature* **572**, 624 (2019).
 - [2] H. Sun, M. Huo, X. Hu, J. Li, Z. Liu, Y. Han, L. Tang, Z. Mao, P. Yang, B. Wang, J. Cheng, D.-X. Yao, G.-M. Zhang, M. Wang, *Nature* **621**,493-498 (2023).
 - [3] J. Choisnet, R.A. Evarestov, I.I. Tupitsyn and V.A. Veryazov, *J. Phys. Chem. Solids* **157**, 1839 (1996).
 - [4] M.J. Martínez-Lope, M.T. Casais, J.A. Alonso, *J. Alloys and Compounds* **275**, 109 (1998).
 - [5] M. A. Hayward, M. A. Green, M. J. Rosseinsky, and J. Sloan, *J. Am. Chem. Soc.* **121**, 8843 (1999).
 - [6] A. Ikeda, T. Manabe, M. Naito, *Physica C* **495**, 134 (2013).
 - [7] K.-W. Lee and W.E. Pickett, *Phys. Rev. B* **70**, 165109 (2004).
 - [8] V. I. Anisimov, D. Bukhvalov, and T. M. Rice, *Phys. Rev. B* **59**, 7901 (1999).
 - [9] D. Li, B. Y. Wang, K. Lee, S. P. Harvey, M. Osada, B. H. Goodge, L. F. Kourkoutis, H. Y. Hwang, *Phys. Rev. Lett.* **125**, 027001 (2020).
 - [10] S. Zeng, C. S. Tang, X. Yin, C. Li, M. Li, Z. Huang, J. Hu, W. Liu, G. J. Omar, H. Jani, Z. S. Lim, K. Han, D. Wan, P. Yang, S. J. Pennycook, A. T. S. Wee, and A. Ariando, *Phys. Rev. Lett.* **125**, 147003 (2020).
 - [11] M. Osada, B. Y. Wang, B. H. Goodge, K. Lee, H. Yoon, K. Sakuma, D. Li, M. Miura, L. F. Kourkoutis, H. Y. Hwang, *Nano Lett.* **20**, 5735 (2020).
 - [12] For a review, see, e.g, C. C. Tsuei and J. R. Kirtley, *Rev. Mod. Phys.* **72**, 969 (2000).
 - [13] For a review, see, e.g, D. J. Scalapino, *Rev. Mod. Phys.* **84**, 1383 (2012).
 - [14] For a review, see, e.g, P. A. Lee, N. Nagaosa, and X.-G. Wen, *Rev. Mod. Phys.* **78**, 17 (2006).
 - [15] For a review, see, e.g., *Theory of the Inhomogeneous Electron Gas*, edited by S. Lundqvist and S. H. March (Plenum, New York, 1983).
 - [16] V. Pardo and W. E. Pickett, *Phys. Rev. B* **83**, 245128 (2011).
 - [17] X. Chen, P. Jiang, J. Li, Z. Zhong, and Y. Lu, arXiv:2307.07154.
 - [18] V. Christiansson, F. Petocchi, and P. Werner, *Phys. Rev. Lett.* **131**, 206501 (2023).
 - [19] D. A. Shilenko and I. V. Leonov, *Phys Rev B.* **108**, 125105 (2023).
 - [20] F. Lechermann, J. Gondolf, S. Boetzel, and I. M. Eremin, *Phys. Rev. B* **108**, L201121 (2023).
 - [21] For a review, see, e.g, G. Kotliar, S. Y. Savrasov, K. Haule, V. S. Oudovenko, O. Parcollet, C.A. Marianetti, *Rev. Mod. Phys.* **78**, 865, (2006).
 - [22] Z. Luo, X. Hu, M. Wang, W. Wu, and D.-X. Yao, *Phys. Rev. Lett.* **131**, 126001 (2023).
 - [23] Y. Zhang, L.-F. Lin, A. Moreo, and E. Dagotto, *Phys. Rev. B* **108**, L180510 (2023)
 - [24] W. Wu, Z. Luo, D.-X. Yao, and M. Wang, arXiv:2307.05662.
 - [25] Y. Shen, M. Qin, and G.-M. Zhang, *Chinese Physical Letters* **40**, 127401 (2023).

- [26] Y. Gu, C. Le, Z. Yang, X. Wu, and J. Hu, arXiv:2306.0727.
- [27] Q. Qin and Y.-f. Yang, Phys. Rev. B **108**, L140504 (2023).
- [28] Q.-G. Yang, D. Wang, and Q.-H. Wang, Phys. Rev. B **108**, L140505 (2023).
- [29] Y.-H. Tian, Y. Chen, J.-M. Wang, R.-Q. He, and Z.-Y. Lu, arXiv:2308.0969
- [30] Y. Zhang, L.-F. Lin, A. Moreo, T. A. Maier, and E. Dagotto, arXiv:2307.15276.
- [31] Y.-B. Liu, J.-W. Mei, F. Ye, W.-Q. Chen, and F. Yang, arXiv:2307.10144.8.
- [32] H. Liu, C. Xia, S. Zhou, H. Chen, arXiv:2311.07316.
- [33] D. J. Scalapino, E. Loh, Jr., and J. E. Hirsch, Phys. Rev. B **34**, 8190 (1986).
- [34] K. Miyake, S. Schmitt-Rink, and C. M. Varma, Phys. Rev. B **34**, 6554 (1986).
- [35] S. Doniach and S. Engelsberg, Phys. Rev. Lett. **17**, 750 (1966).
- [36] N. F. Berk and J. R. Schrieffer, Phys. Rev. Lett. **17**, 433 (1966).
- [37] N. E. Bickers, D. J. Scalapino and S. R. White, Phys. Rev. Lett. **62**, 961 (1966).
- [38] B. Menge and E. Müller-Hartmann, Z. Phys. B: Cond. Mat. **82**, 237 (1991).
- [39] S. Y. Savrasov, G. Resta, X. Wan, Phys. Rev. B **97**, 155128 (2018).
- [40] V. I. Anisimov, F. Aryasetiawan and A. I. Lichtenstein, J. Phys. Condens. Mat. **9**, 767 (1997).
- [41] G. Heier, S. Y. Savrasov, arXiv:2311.10030.
- [42] For a review, see, e.g. D. J. Van Harlingen, Rev. Mod. Phys. **67**, 515 (1995).]
- [43] Z. Zhang, M. Greenblatt, and J.B. Goodenough, J. Solid State Chem., **108**, 402 (1994).
- [44] S. Y. Savrasov, Phys. Rev. B **54**, 16470 (1996).
- [45] E. Stenzel and H. Winter, J. Phys. F: Met. Phys. **16**, 1789 (1986).
- [46] A. S. Alexandrov, Phys. Rev. B **77**, 094502, (2008).
- [47] P. D. Johnson, T. Valla, A. V. Fedorov, Z. Yusof, B. O. Wells, Q. Li, A. R. Moodenbaugh, G. D. Gu, N. Koshizuka, C. Kendziora, Sha Jian, and D. G. Hinks, Phys. Rev. Lett. **87**, 177007 (2001).
- [48] T. Valla, T. E. Kidd, W.-G. Yin, G. D. Gu, P. D. Johnson, Z.-H. Pan, and A. V. Fedorov, Phys. Rev. Lett. **98**, 167003 (2007).
- [49] B. P. Xie, K. Yang, D. W. Shen, J. F. Zhao, H. W. Ou, J. Wei, S. Y. Gu, M. Arita, S. Qiao, H. Namatame, M. Taniguchi, N. Kaneko, H. Eisaki, K. D. Tsuei, C. M. Cheng, I. Vobornik, J. Fujii, G. Rossi, Z. Q. Yang, and D. L. Feng, Phys. Rev. Lett. **98**, 147001 (2007).
- [50] T. Dahm, V. Hinkov, S. V. Borisenko, A. A. Kordyuk, V. B. Zabolotnyy, J. Fink, B. Büchner, D. J. Scalapino, W. Hanke and B. Keimer, Nature Physics **5**, 217 (2009).
- [51] N. Barišić, S. Badoux, M. K. Chan, C. Dorow, W. Tabis, B. Vignolle, G. Yu, J. Béard, X. Zhao, C. Proust, M. Greven, Nature Physics **9**, 761 (2013).
- [52] For a review, see, e.g., M. Fujita, H. Hiraka, M. Matsuda, M. Matsuura, J. M. Tranquada, S. Wakimoto, G. Xu, and K. Yamada, J. Phys. Soc. Japan **81**, 011007 (2012).
- [53] H. A. Mook, M. Yethiraj, G. Aeppli, T. E. Mason, and T. Armstrong, Phys. Rev. Lett. **70**, 3490 (1993).
- [54] For a review, see, e.g., A. Damascelli, Z. Hussain, and Z.-X. Shen, Rev. Mod. Phys. **75**, 473 (2003).
- [55] A. Lanzara, P. V. Bogdanov, X. J. Zhou, S. A. Kellar, D. L. Feng, E. D. Lu, T. Yoshida, H. Eisaki, A. Fujimori, K. Kishio, J.-I. Shimoyama, T. Noda, S. Uchida, Z. Hussain & Z.-X. Shen, Nature **412**, 510 (2001).
- [56] S. Y. Savrasov and O. K. Andersen, Phys. Rev. Lett. **77**, 4430 (1996).
- [57] F. Giustino, M. L. Cohen and S. G. Louie, Nature **452**, 975 (2008).
- [58] R. Coldea, S. M. Hayden, G. Aeppli, T. G. Perring, C. D. Frost, T. E. Mason, S. W. Cheong, and Z. Fisk, Phys. Rev. Lett. **86**, 5377 (2001).