

# Enhancing Trade-offs in Privacy, Utility, and Computational Efficiency through MULTistage Sampling Technique (MUST)

Xingyuan Zhao, Ruyu Zhou, Fang Liu\*

## Abstract

Applying a randomized algorithm to a subset rather than the entire dataset amplifies privacy guarantees. We propose a class of subsampling methods “MULTistage Sampling Technique (MUST)” for privacy amplification (PA) in the context of differential privacy (DP). We conduct comprehensive analyses of the PA effects and utility for several 2-stage MUST procedures through newly introduced concept including strong vs weak PA effects and aligned privacy profile. We provide the privacy loss composition analysis over repeated applications of MUST via the Fourier accountant algorithm. Our theoretical and empirical results suggest that MUST offers stronger PA in  $\epsilon$  than the common one-stage sampling procedures including Poisson sampling, sampling without replacement, and sampling with replacement, while the results on  $\delta$  vary case by case. Our experiments show that MUST is non-inferior in the utility and stability of privacy-preserving (PP) outputs to one-stage subsampling methods at similar privacy loss while enhancing the computational efficiency of algorithms that require complex function calculations on distinct data points. MUST can be seamlessly integrated into stochastic optimization algorithms or procedures that involve parallel or simultaneous subsampling when DP guarantees are necessary.

**keywords:** differential privacy, Fourier transform, multi-stage subsampling, privacy profile, privacy loss distribution, privacy loss composition, weak or strong privacy amplification (PA).

---

\*Zhao was a doctoral student when this work was conducted, and Zhu is a currently doctoral student, and Liu is Professor in the Department of Applied and Computational Statistics and Mathematics of the University of Notre Dame, IN 46656, USA. Corresponding may be directed to fliu2@nd.edu.

# 1 Introduction

## 1.1 Background

Differential privacy (DP) [Dwork et al. \(2006a,b\)](#) is a state-of-the-art privacy notion and provides formal privacy guarantees for individuals when privacy-preserving (PP) procedures are used to release information from a dataset. If a DP procedure is applied to a subset of the data rather than to the entire dataset, its privacy guarantees can be amplified, owing to the inherent randomness introduced by subsampling.

Some commonly used subsampling methods in the context of DP include Poisson sampling, sampling without replacement (WOR), and sampling with replacement (WR). Subsampling is often used to reduce the overall privacy loss when some base DP mechanisms are applied multiple times to query the same dataset, such as iterative differentially private stochastic optimization procedures [Abadi et al. \(2016\)](#) or the subsample-and-aggregate framework in DP ([Nissim et al., 2007](#); [Smith, 2011](#)). Subsampling is also employed in various conventional statistical and machine learning methods outside of DP, such as subsampling bootstrap ([Bickel et al., 1997](#); [Bickel and Sakov, 2008](#); [Politis and Romano, 1994](#); [Politis et al., 1999](#)) and bagging ([Breiman, 1996](#)). Should formal privacy assurances be necessary for the application of these procedures to disclose information, the inherent subsampling nature of these procedures can be utilized to enhance the privacy guarantees provided by the base DP mechanisms designed to ensure the privacy of these procedures.

## 1.2 Related Work

The privacy amplification (PA) effect of subsampling is first studied in ([Smith, 2009](#)) for a specific case. It shows that a  $(1, 0)$ -DP mechanism preceded by Poisson subsampling with rate  $\gamma \in (0, 1)$ , satisfies  $(2\gamma, 0)$ -DP, which offers PA when  $\gamma < 0.5$ . This result is used implicitly in designing a private probabilistically approximately correct learner ([Valiant, 1984](#)) in ([Kasiviswanathan et al., 2011](#)). [Balle et al. \(2018\)](#) develops a general methodology to analyze the PA effects of different subsampling methods. [Wang et al. \(2019\)](#) provides upper bounds for amplified privacy guarantees for WOR in the Rényi DP (RDP) framework ([Mironov, 2017](#)). [Zhu and Wang \(2019\)](#) bounds the RDP amplification effect for Poisson subsampling.

In terms of privacy loss compositions over multiple applications of DP mechanisms, [McSherry and Talwar \(2007\)](#) provides the first results on bounding the privacy loss including sequential and parallel compositions. The advanced composition theorem obtains a tighter bound for  $\epsilon$  under  $k$ -fold adaptive composition in the  $(\epsilon, \delta)$ -DP framework ([Dwork et al., 2010](#)). Various DP extensions are also proposed to allow for tighter composition on total privacy loss over multiple applications of DP mechanism, such as  $(\epsilon, \tau)$ -concentrated DP ([Dwork and Rothblum, 2016](#)), zero-concentrated DP (zCDP) ([Bun and Steinke, 2016](#)), truncated concentrated DP (tCDP) ([Bun et al., 2018](#)), RDP, and Gaussian DP (GDP) ([Dong et al., 2022](#)).

Combined with Poisson sampling, the moment accountant method ([Abadi et al., 2016](#)) achieves tighter bounds than the advanced composition results ([Dwork et al., 2010](#)) on

the overall privacy loss of the differentially private stochastic gradient descent (DP-SGD) algorithm, leveraging the composition properties of RDP. [Bu et al. \(2020\)](#) derives closed-form and tighter privacy bounds of using DP-SGD and DP-Adam ([Kingma and Ba, 2014](#)) with Poisson subsampling than the moment accountant method in the GDP framework. [Koskela et al. \(2020, 2021\)](#) apply the Fourier accountant algorithm to derive numerical privacy bounds for various subsampled Gaussian mechanisms based on the privacy loss distribution concept ([Sommer et al., 2018](#)), which are tighter than those given by the moment accountant method with Poisson sampling.

### 1.3 Our Work and Contributions

We introduce a new subsampling family – MULTistage Sampling Technique (MUST) – for PA. MUST is a hierarchical sampling procedure, allowing for multiple and flexible implementations by mixing different sampling schemes at various stages (e.g., WOR in stage I and WR in stage II).

MUST is not merely a new alternative to single-step sampling procedures; it is particularly relevant for statistical and machine learning procedures that inherently involve multiple sampling stages, like bag of little bootstraps ([Kleiner et al., 2014](#)) and double bootstrap ([Lee, 1999](#)). Consequently, it is essential to study the PA effects of MUST in these procedures when developing their DP versions for PP information release.

While from an implementation standpoint, MUST can be viewed as a sequential composition of multiple single-stage sampling procedures, it is more complex analytically and conceptually when it comes to PA effect analysis than single-stage sampling. Analytically, MUST needs to account for the uncertainty in the composition of a subset obtained in an earlier stage and derive the final subset composition given each possible subset scenario in the earlier stages. In contrast, the final set is generated from a fixed sample set in single-stage sampling. In other words, there are multiplicatively more possible scenarios for the final set and more sampling hyperparameters in MUST compared to single-stage sampling. In addition, the sampling procedure used in each stage of MUST does not have to be the same; and the derivation of privacy profile in a MUST procedure needs careful consideration of the relative sizes of the subsets in different stages. Conceptually, analyzing a MUST procedure leads us to introducing two new concepts (strong vs weak PA effects and aligned privacy profile) so to better understand and more effectively explain the PA effects of MUST.

We derive the privacy loss profiles for  $(\text{MUST} \circ \mathcal{M})^k$  for three 2-stage MUST procedures (MUSTwo: WR/WOR in stage I/II, respectively; MUSTow: WOR/WR in stage I/II; MUSTww: WR in both stages) when they are composed with a general base randomized mechanism  $\mathcal{M}$  for  $k \geq 1$  times. We present numerical results on the privacy loss profiles for Laplace and Gaussian mechanisms  $\mathcal{M}$ , respectively. We conduct experiments to compare the utility of  $(\text{MUST} \circ \mathcal{M})^k$  in prediction and statistical inference to some commonly used one-stage subsampling methods. Our contributions and the main findings are summarized below.

- We propose the concepts of *strong vs weak (Type I and Type II) PA* for a subsampling procedure, based on the impact the procedure has on  $\epsilon$  and  $\delta$  in the framework

of  $(\epsilon, \delta)$ -DP. We also propose *aligned privacy profile* to effectively capture the PA effect of a subsampling procedure on a base mechanism of  $(\epsilon, \delta)$ -DP.

- We show theoretically and empirically that MUSTww and MUSTow offer stronger PA effects on  $\epsilon$  for baseline mechanisms of  $\epsilon$ -DP and  $(\epsilon, \delta)$ -DP compared to Poisson subsampling, WOR, and WR. We prove MUSTwo and WR are equivalent subsampling procedures and have the same PA effects.
- We show that MUST-sampled Gaussian mechanisms generate PP outputs of similar or better utility and stability compared to Poisson sampling, WR, and WOR at similar privacy loss.
- MUSTow and MUSTww offer computational advantages as the final subset they generate contains notably fewer distinct data points on average than those of generated by Poisson sampling or WOR. This will improve the computational efficiency of algorithms that evaluate complex functions at each distinct data point<sup>1</sup>.

By providing a broader range of subsampling options compared to single-step procedures, MUST has the potential to enhance the trade-offs between privacy, utility, and computational efficiency, as shown in the rest of this work.

## 2 Preliminaries

**Definition 1** ( $(\epsilon, \delta)$ -DP (Dwork et al., 2006a,b)). *A randomized algorithm  $\mathcal{M}$  is of  $(\epsilon, \delta)$ -DP if for any pair of neighboring data sets  $X \simeq X'$  and any measurable subset  $\mathcal{O} \subseteq \text{image}(\mathcal{M})$ ,*

$$\Pr(\mathcal{M}(X) \in \mathcal{O}) \leq e^\epsilon \Pr(\mathcal{M}(X') \in \mathcal{O}) + \delta. \quad (1)$$

Two datasets  $(X, X')$  are neighbors, denoted as  $X \simeq X'$ , if they differ by one element. The neighboring relations include remove/add  $X \simeq_R X'$  ( $X$  can be obtained by adding or removing one element from  $X'$ ) and substitute  $X \simeq_S X'$ .  $X \simeq_R X'$  ( $X$  can be obtained by substituting an element in  $X'$  with a different element). The sizes of two neighboring datasets under  $X \simeq_R X'$  are different by one, while those under  $X \simeq_S X'$  are the same. We focus on the PA effects under  $X \simeq_S X'$  in Section 3.2.

$\epsilon$  and  $\delta$  in Eqn (1) are the privacy loss parameters. When  $\delta = 0$ ,  $(\epsilon, \delta)$ -DP reduces to  $\epsilon$ -DP (pure DP). The smaller  $\epsilon$  and  $\delta$  are, the stronger the privacy guarantees there are for the individuals in a dataset when output from  $\mathcal{M}$  is released. A randomized algorithm  $\mathcal{M}$  is called *tightly  $(\epsilon, \delta)$ -DP* if there is no  $\delta' < \delta$  such that  $\mathcal{M}$  is  $(\epsilon, \delta')$ -DP (Sommer et al., 2018).

$(\epsilon, \delta)$ -DP can be expressed in terms of  $\alpha$ -divergence  $D_\alpha$  between two probability measures

---

<sup>1</sup>e.g. stochastic gradient descent via back-propagation in deep neural networks, where high-dimensional gradients are calculated per data point; other examples included likelihood evaluation in Bayesian statistics and the Expectation-Maximization algorithm, Gaussian processes.

(Barthe and Olmedo, 2013)<sup>2</sup>. A randomized algorithm  $\mathcal{M}$  is of  $(\epsilon, \delta)$ -DP if and only if

$$D_{e^\epsilon}(\mathcal{M}(X) || \mathcal{M}(X')) \leq \delta. \quad (2)$$

In other words, the  $e^\epsilon$ -divergence between the outputs from the randomized algorithm  $\mathcal{M}$  run on two neighboring datasets is upper bounded by  $\delta$ . Based on the  $\alpha$ -divergence formulation of  $(\epsilon, \delta)$ -DP, Balle et al. (2018) defines the *privacy profile*

$$\delta_{\mathcal{M}}(\epsilon) = \sup_{X \simeq X'} D_{e^\epsilon}(\mathcal{M}(X) || \mathcal{M}(X')) \quad (3)$$

that represents the set of all privacy loss parameters  $(\epsilon, \delta)$  and depicts their relations in the the domain of  $[0, \infty) \times [0, 1]$ .

Theorem 1 lists the functional privacy profiles of the Laplace (Dwork et al., 2006b) and Gaussian mechanisms (Balle and Wang, 2018; Dwork and Roth, 2014; Liu, 2018), respectively, which are two commonly used DP mechanisms.

**Theorem 1. (*privacy profiles of Laplace and Gaussian mechanisms*)** Let  $f$  be an output function with  $\ell_1$  global sensitivity  $\Delta_1$  and  $\ell_2$  global sensitivity  $\Delta_2$ <sup>3</sup>. For any  $\epsilon > 0$ ,

(a) (Balle et al., 2018) the privacy profile of the Laplace mechanism  $\mathcal{M} : f(X) + \text{Lap}(0, \sigma)$  with scale parameter  $\sigma$  is  $\delta_{\mathcal{M}}(\epsilon) = [1 - \exp((\epsilon - \theta)/2)]_+$ , where  $\theta = \Delta_1/\sigma$  and function  $[\cdot]_+$  takes the maximum of the input value and 0.

(b) (Balle and Wang, 2018) the privacy profile of the Gaussian mechanism  $\mathcal{M} : f(X) + \mathcal{N}(0, \sigma^2 I)$  is  $\delta_{\mathcal{M}}(\epsilon) = \Phi(\theta/2 - \epsilon/\theta) - e^\epsilon \Phi(-\theta/2 - \epsilon/\theta)$ , where  $\theta = \Delta_2/\sigma$  and  $\Phi(\cdot)$  is the cumulative distribution function of  $\mathcal{N}(0, 1)$ . Dwork and Roth (2014) presents a different privacy profile for the Gaussian mechanism of  $(\epsilon, \delta)$ -D, where the scale parameter is  $\sigma^2 \geq 2\Delta_2^2 \log(1.25/\delta)/\epsilon^2$  for  $\epsilon < 1$ . Comparatively, the Gaussian mechanism in Balle and Wang (2018) is exact and does not constrain  $\epsilon$  to be  $< 1$ .

Theorem 1 suggests that the Laplace mechanism can achieve  $(\epsilon, \delta > 0)$ -DP when  $\delta = \delta_{\mathcal{M}}(\epsilon)$  for  $\epsilon < \Delta_1/\sigma$ , and it includes the classical result that the Laplace mechanism with  $\sigma \geq \Delta_1/\epsilon$  is of  $(\epsilon, 0)$ -DP (Dwork et al., 2006b) given  $\delta_{\mathcal{M}}(\epsilon) = 0$  for any  $\epsilon \geq \theta$ .

The *group privacy profile* of  $\mathcal{M}$ , as defined in Eqn (4), when two datasets differ in  $j \geq 1$  elements, that is,  $d(X, X') \leq j$ , is a natural extension of the privacy profile defined for two datasets differing in one element ( $d(X, X') = 1$ ) (Balle et al., 2018).

$$\delta_{\mathcal{M},j}(\epsilon) = \sup_{d(X, X') \leq j} D_{e^\epsilon}(\mathcal{M}(X) || \mathcal{M}(X')). \quad (4)$$

$\delta_{\mathcal{M},j}(\epsilon)$  increases with  $j$  and may reach 1 for large  $j$ . For an arbitrary  $\mathcal{M}$ , Vadhan (2017) derives an upper bound on the group privacy profile  $\delta_{\mathcal{M},j}(\epsilon) \leq ((e^\epsilon - 1)/(e^{\epsilon/j} - 1))\delta_{\mathcal{M}}(\epsilon/j)$ , known as the *black-box* group privacy analysis (Balle et al., 2018). Given a specific mechanism, one may apply the *white-box* group privacy analysis by factoring in the mechanism information to obtain tighter privacy loss bounds than the black-box analysis.

<sup>2</sup> $\alpha$ -divergence ( $\alpha \geq 1$ ) measures the distance between two probability measures  $\mu, \mu' \in \mathbb{P}(\text{image}(\mathcal{M}))$  and is defined as  $D_\alpha(\mu || \mu') = \sup_{\mathcal{O}} (\mu(\mathcal{O}) - \alpha \mu'(\mathcal{O}))$ , where  $\mathcal{O}$  is any measurable subset of  $\text{image}(\mathcal{M})$ .

<sup>3</sup>The  $\ell_p$  global sensitivity (Liu, 2018) of a function  $f : X \rightarrow \mathbb{R}^d$  is  $\Delta_p(f) = \sup_{X \simeq X'} \|f(X) - f(X')\|_p$  for  $p > 0$ . The  $\ell_1$  and  $\ell_2$  sensitivities are special cases of the  $\ell_p$  sensitivity.

For the Laplace and Gaussian mechanisms, the group privacy profiles can be obtained by substituting  $\Delta_p$  in Theorem 1 with  $j\Delta_p$  for  $p = 1, 2$  (Balle et al., 2018). We apply the white-box analysis when examining the PA effect of a subsampling scheme that outputs a *multiset* with multiple copies of the same element in the subsampled data space where a DP mechanism  $\mathcal{M}$  is performed.

**Definition 2** (privacy loss random variable (Dwork and Rothblum, 2016)). *Let  $\mathcal{M}$  be a randomized algorithm,  $f_X(t)$  and  $f_{X'}(t)$  denote the probability density functions (pdf) of output  $t$  of  $\mathcal{M}(X)$  and  $\mathcal{M}(X')$ , respectively, where  $X \simeq X'$ . The privacy loss random variable with respect to  $f_X$  over  $f_{X'}$  is*

$$\mathcal{L}_{X/X'}(t) = \log \left( \frac{f_X(t)}{f_{X'}(t)} \right). \quad (5)$$

$\mathcal{L}_{X'/X}$ , the privacy loss random variable with respect to  $f_{X'}$  over  $f_X$ , can be defined in a similar manner to Definition 2; that is,  $\mathcal{L}_{X'/X}(t) = \log \left( \frac{f_{X'}(t)}{f_X(t)} \right)$ .

**Definition 3** (privacy loss distribution (PLD) (Sommer et al., 2018)). *If  $\mathcal{L}_{X/X'}$  is a differentiable bijective function and the derivative of the inverse function  $\mathcal{L}^{-1}$  is integrable, then the pdf of the privacy loss random variable  $s$  is*

$$\omega_{X/X'}(s) = \begin{cases} f_X(g(s))g'(s), & s \in \mathcal{L}_{X/X'}(\mathbb{R}) \\ 0, & \text{otherwise} \end{cases},$$

where  $g(s) = \mathcal{L}_{X/X'}^{-1}(s)$  is the inverse of function  $\mathcal{L}_{X/X'}(t)$ .

The PLD of the cumulative privacy loss from applying  $k$  DP mechanisms (the  $k$ -fold composition) is the convolution of  $k$  PLDs  $\omega_1 * \dots * \omega_k$ , where  $\omega_i$  represents the PLDs of the  $i$ -th DP procedure for  $i = 1, \dots, k$ . Similarly, we can define the PLD  $\omega_{X/X'}(s)$  of privacy loss random variable  $s \in \mathcal{L}_{X'/X}(\mathbb{R})$  by switching  $X$  and  $X'$  in Definition 3.  $\omega_{X/X'}$  and  $\omega_{X'/X}$  are not equivalent. Lemma 2 depicts the relations between the two.

**Lemma 2** (relation between  $\omega_{X/X'}$  and  $\omega_{X'/X}$  (Sommer et al., 2018)). *Under  $k$ -fold convolution for  $k \geq 1$ ,  $(\omega_{1,X/X'} * \dots * \omega_{k,X/X'})(s) = e^s(\omega_{1,X'/X} * \dots * \omega_{k,X'/X})(-s)$ .*

Based on the above definitions and results, one may define the privacy profiles of a DP mechanism  $\mathcal{M}$  and the composition of  $k$  DP mechanisms, respectively (Theorem 3).

**Theorem 3** (privacy profile in  $k$ -fold composition (Sommer et al., 2018)). *(a) let  $\mathcal{M}$  be a randomized mechanism with corresponding PLDs  $\omega_{X/X'}$  and  $\omega_{X'/X}$ .  $\mathcal{M}$  is tightly  $(\epsilon, \delta(\epsilon))$ -DP with  $\delta(\epsilon) = \max\{\delta_{X/X'}(\epsilon), \delta_{X'/X}(\epsilon)\}$ , where  $\delta_{X/X'}(\epsilon) = \int_{\epsilon}^{\infty} (1 - e^{\epsilon-s})\omega_{X/X'}(s)ds$  and  $\delta_{X'/X}(\epsilon) = \int_{\epsilon}^{\infty} (1 - e^{\epsilon-s})\omega_{X'/X}(s)ds$ .*

*(b) let  $\mathcal{M}_1, \dots, \mathcal{M}_k$  be  $k$  randomized mechanisms with corresponding PLDs  $\omega_{i,X/X'}$  and  $\omega_{i,X'/X}$  for  $i = 1, \dots, k$ . The composited mechanism  $\mathcal{M} = \mathcal{M}_1 \circ \dots \circ \mathcal{M}_k$  is tightly  $(\epsilon, \delta(\epsilon))$ -DP with  $\delta(\epsilon) = \max\{\delta_{X/X'}(\epsilon), \delta_{X'/X}(\epsilon)\}$ , where  $\delta_{X/X'}(\epsilon) = \int_{\epsilon}^{\infty} (1 - e^{\epsilon-s})(\omega_{1,X/X'} * \dots * \omega_{k,X/X'})(s)ds$ , and  $\delta_{X'/X}(\epsilon) = \int_{\epsilon}^{\infty} (1 - e^{\epsilon-s})(\omega_{1,X'/X} * \dots * \omega_{k,X'/X})(s)ds$ .*

For  $\mathcal{M}$  to be tightly  $(\epsilon, \delta(\epsilon))$ -DP, the supports of its privacy loss random variables  $\mathcal{L}_{X/X'}(t)$  and  $\mathcal{L}_{X'/X}(t)$  should contain  $(\epsilon, \infty)$ , and  $\delta(\epsilon) = \max\{\delta_{X/X'}(\epsilon), \delta_{X'/X}(\epsilon)\}$  (see Sec. 4.4 in Sommer et al. (2018) and Lemma 5 in Koskela et al. (2020)).



### 3 MUST Subsampling and Its PA Effect

Applying a DP mechanism  $\mathcal{M}$  to a random subsample rather than the entire dataset amplifies the privacy guarantees of  $\mathcal{M}$  as there is a non-zero probability that an individual does not appear in the subsample. Formally speaking, one first performs subsampling  $\mathcal{S}$  on a dataset  $X$  of size  $n$  to obtain a subset  $Y$  of size  $m$  ( $m \leq n$ ), i.e.,  $\mathcal{S} : X \rightarrow \mathbb{P}(Y)$ , and then applies  $\mathcal{M} : Y \rightarrow \mathbb{P}(Z)$  to the subset  $Y$  and release privatized information  $Z$ . Suppose  $\mathcal{M}$  is  $(\epsilon, \delta)$ -DP, the composed mechanism  $\mathcal{M} \circ \mathcal{S}$  satisfies  $(\epsilon', \delta')$ -DP with  $\epsilon' \leq \epsilon$  and  $\delta'$  being a function of  $\delta$ . [Balle et al. \(2018\)](#) provides a general framework to quantify PA by subsampling using techniques including couplings, advanced joint convexity, and privacy profiles, and derive the PA results for Poisson sampling, sampling WOR, and sampling WR.

We introduce a hierarchical subsampling procedure MUST (Multi-stage sUbsampling technique) for PA, as depicted in Fig. 1. In stage I,  $s_1$  sets of subsamples of size  $b$  are drawn from the original data of size  $n$ ; in stage II,  $s_2$  subsamples of size  $m$  are drawn in each of the  $s_1$  subsets, so on so forth, leading to a total of  $\prod_j s_j$  subsets of samples.

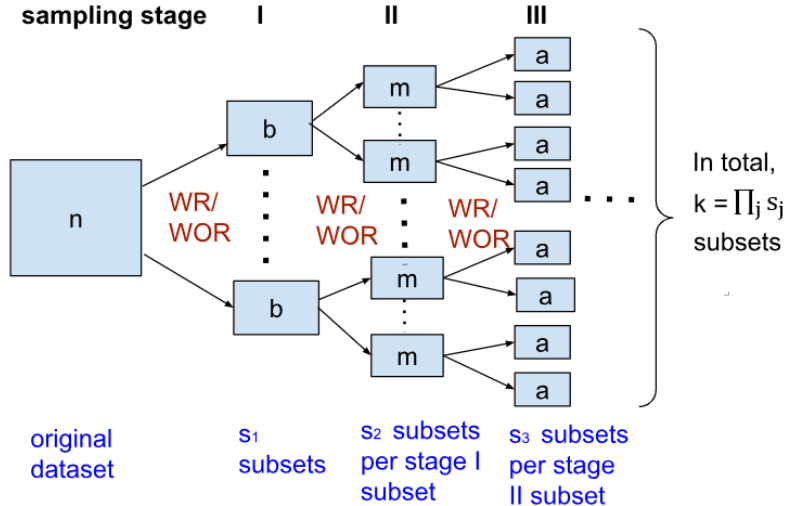


Figure 1: A general MUST procedure. WR and WOR refer to sampling with and without replacement, respectively; the number in each box is the respective dataset size.

The motivation behind MUST is twofold. Firstly, incorporating additional stages into the subsampling process expands the subsampling configuration and thereby alters the composition of the subsamples, permitting greater flexibility in the trade off among privacy, utility, and computational efficiency. Second, certain statistical or machine learning techniques inherently involve multi-stage sampling, such as the double bootstrap procedure ([Lee, 1999](#)) for confidence interval construction and the BLB procedure ([Kleiner et al., 2014](#)) for computationally efficient bootstrap in large-scale data. The PA effects of these multi-stage sampling procedures will need to be studied and leveraged when DP versions of these procedures are developed to release PP information.

#### 3.1 2-stage MUST

We introduce the 2-stage MUST procedure in this section (Fig. 2) and briefly discuss MUST with  $> 2$  stages in Section 3.4. We focus on three types of 2-stage MUST. We

suggest  $m < n$  (or  $\ll n$ ), a large  $s^4$ , and  $r = 1$  for MUST procedures to be used in procedures like stochastic optimization and double bootstrap.<sup>5</sup> There are 4 possible 2-stage MUST procedures, as listed in Definition 4.

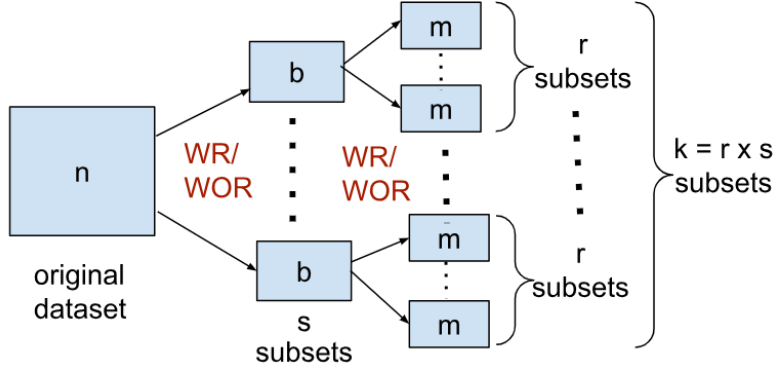


Figure 2: 2-stage MUST procedure (numbers in boxes are dataset sizes)

**Definition 4** (2-step MUST).  $MUST(n, b, m) : X \rightarrow \mathbb{P}(Y)$  is a sampling scheme to release a multiset  $Y$  of size  $m$  from a dataset  $X$  of size  $n$  via a two-step procedure:

- (a)  $MUSTow(n, b, m)$  first samples  $b$  ( $b < n$ ) points without replacement from  $X$ , then samples the occurrence frequency of each distinct data point obtained in the first step via  $Multinomial(m, \mathbf{1}_b/b)$  ( $\mathbf{1}_b$  is a vector with  $b$  entries of 1).
- (b)  $MUSTww(n, b, m)$  first draws  $b$  points with replacement from  $X$  of size  $n$ , and then draws  $m$  points with replacement from the  $b$  points sampled in the first step.
- (c)  $MUSTwo(n, b, m)$  first draws  $b$  points with replacement from  $X$ , and then samples  $m$  ( $m < b$ ) points without replacement from the subset obtained in step 1.  $MUSTwo(n, b, m)$  is equivalent to  $WR(n, m)$  (see Cor. 5).
- (d)  $MUSToo(n, b, m)$  is equivalent to  $WOR(n, m)$  and thus not discussed.

### 3.2 PA via 2-step MUST

Suppose  $\mathcal{M}$  is a base mechanism of  $(\epsilon, \delta)$ -DP. If  $\mathcal{M}$  is applied to a subset from a dataset obtained via a subsampling scheme  $\mathcal{S}$ , then  $\mathcal{S} \circ \mathcal{M}$  is of  $(\epsilon', \delta')$ -DP, where  $\epsilon'$  is a function of  $\epsilon$  and the hyperparameters associated with  $\mathcal{S}$ , and  $\delta'$  is a function of  $\epsilon, \delta$ , and the hyperparameters in  $\mathcal{S}$ . Contrasted with single-step sampling procedures, MUST introduces more randomness through additional sampling stages, potentially enhancing privacy guarantees. We derive the privacy profiles  $(\epsilon', \delta')$  of  $MUSTow$ ,  $MUSTwo$ , and  $MUSTww$  below when they are composited with a general base mechanism  $\mathcal{M}$  of  $(\epsilon, \delta)$ -DP under the  $\simeq_{\mathcal{S}}$  relation for both  $\mathcal{M}$  and  $\mathcal{S}$ . The main results are given in Theorem 4. Corollary 5 shows

<sup>4</sup>For example, in SGD,  $s$  is the number of iterations for the algorithm to converge, often in the thousands for complex models

<sup>5</sup> The MUST procedure in Fig. 2 includes the sampling scheme in the bag of bootstrap (BLB) procedure as a special case when Stage I is WOR and Stage II is WR. However, the specification of hyperparameter  $s, r, b$ , and  $m$  in the regular BLB procedure can be very different given that the BLB procedure was developed to efficiently obtain bootstrap-based statistical inference in large-scale data and driven by this,  $m$  is set to be  $n$ ,  $s$  is usually small, and  $r$  is often large, depending on the value of  $b$ , in a BLB procedure. In the experiments in Kleiner et al. (2014),  $s$  ranges from  $1 \sim 2$  when  $b = n^{0.9}$  to  $10 \sim 20$  when  $b = n^{0.6}$  and  $r$  is often on the scale of 50 to 100. That said, the PA effect of a typical BLB procedure can be examined in a similar matter as presented in the rest of the paper, a subject that will be explored in future research.



that  $\text{MUSTwo}(n, b, m)$  and  $\text{WR}(n, m)$  are equivalent in their PA effect though they differ in how subsampling is implemented. The proofs are provided in the Supplementary Materials (Suppl. Mat.).

**Theorem 4** (privacy profile of  $\mathcal{M} \circ \text{MUST}$ ). *Let  $\mathcal{M}$  be a  $(\epsilon, \delta)$ -DP mechanism. For any  $\epsilon > 0$ , with respect to the  $\simeq_{\mathcal{S}}$  relation for  $\mathcal{M}$  and  $\text{MUST}$ ,  $\mathcal{M} \circ \text{MUST}(n, b, m)$  is of  $(\epsilon', \delta')$ -DP, where  $\epsilon' = \log(1 + \eta(e^\epsilon - 1))$  and for different  $\text{MUST}$  schemes, the  $\eta$  and  $\delta'$  are listed in Table 1.*

Table 1: PA for  $\text{MUSTwo}$ ,  $\text{MUSTow}$  and  $\text{MUSTww}$  on randomized mechanism  $\mathcal{M}$  of  $(\epsilon, \delta)$ -DP.  $\epsilon' = \log(1 + \eta(e^\epsilon - 1))$  for all sampling schemes.

$\mathcal{S}$	$\eta$	$\delta'$
$\text{MUSTwo}(n, b, m)$	$\sum_{j=1}^b \binom{b}{j} \left(\frac{1}{n}\right)^j \left(1 - \frac{1}{n}\right)^{b-j} \times \left(1 - \frac{\binom{b-j}{m}}{\binom{b}{m}}\right) = 1 - \left(1 - \frac{1}{n}\right)^m$	$\sum_{j=1}^m \binom{b}{j} \left(\frac{1}{n}\right)^j \left(1 - \frac{1}{n}\right)^{b-j} \sum_{u=1}^j \frac{\binom{j}{u} \binom{b-j}{m-u}}{\binom{b}{m}} \delta_u + \sum_{j=m+1}^b \binom{b}{j} \left(\frac{1}{n}\right)^j \left(1 - \frac{1}{n}\right)^{b-j} \sum_{u=1}^m \frac{\binom{j}{u} \binom{b-j}{m-u}}{\binom{b}{m}} \delta_u = \sum_{j=1}^m \binom{m}{j} \left(\frac{1}{n}\right)^j \left(1 - \frac{1}{n}\right)^{m-j} \delta_j$
$\text{MUSTow}(n, b, m)$	$\frac{b}{n} \left(1 - \left(1 - \frac{1}{b}\right)^m\right)$	$\frac{b}{n} \sum_{j=1}^m \binom{m}{j} \left(\frac{1}{b}\right)^j \left(1 - \frac{1}{b}\right)^{m-j} \delta_j$
$\text{MUSTww}(n, b, m)$	$\sum_{j=1}^b \binom{b}{j} \left(\frac{1}{n}\right)^j \left(1 - \frac{1}{n}\right)^{b-j} \times \left(1 - \left(1 - \frac{j}{b}\right)^m\right)$	$\sum_{j=1}^b \binom{b}{j} \left(\frac{1}{n}\right)^j \left(1 - \frac{1}{n}\right)^{b-j} \times \left(\sum_{u=1}^m \binom{m}{u} \left(\frac{j}{b}\right)^u \left(1 - \frac{j}{b}\right)^{m-u} \delta_u\right)$

$\eta \in (0, 1)$  is the probability that an element appears in the final subset.  $\delta'$  for  $\text{WR}$  and  $\text{MUST}$  involve group privacy terms  $\delta_j$  and  $\delta_u$  as they all output multisets. For  $\text{MUSTwo}$  and  $\text{MUSTww}$ ,  $j$  is the number of an element after subsampling  $b$  elements in stage I ( $1 \leq j \leq b$ ) and  $u$  is the number of an element in the final subsample. The two terms in the summation of  $\delta'$  for  $\text{MUSTwo}$  refers to the cases of  $j \leq m$  and  $j > m$ , respectively (when  $j \leq m$ ,  $1 \leq u \leq j$ ; when  $j > m$ ,  $1 \leq u \leq m$ ).  $\binom{b-j}{m} = 0$  if  $b-j < m$  in  $\eta$  and  $\binom{b-j}{m-u} = 0$  if  $b-j < m-u$  in  $\delta'$ .

**Corollary 5** (equivalence between  $\text{MUSTwo}$  and  $\text{WR}$ ).  *$\text{MUSTwo}(n, b, m)$  and  $\text{WR}(n, m)$  are equivalent subsampling procedures in terms of generated samples and their PA effects with the  $X \simeq_{\mathcal{S}} X'$  relation; i.e.,  $\eta_{\text{MUSTwo}} = \eta_{\text{WR}}$  and  $\delta'_{\text{MUSTwo}} = \delta'_{\text{WR}}$ .*

We focus on the  $\simeq_{\mathcal{S}}$  neighboring relation in  $\mathcal{M}$  and  $\mathcal{S}$  for the following reasons. For  $\mathcal{M}$ , since the final subset size  $m$  in the three  $\text{MUST}$  procedures, to which  $\mathcal{M}$  is applied, is fixed, it only makes sense when the relation considered for  $\mathcal{M}$  is substitution as removal implies the neighboring sets are of different size. This would not affect the generalization of the results as many base mechanisms are applicable in both neighboring relation cases and substitution is sufficient when it applies to DP applications and interpretation. As for  $\mathcal{S}$ , Both  $\text{MUSTow}$  and  $\text{MUSTwo}$  involve  $\text{WOR}$ , the PA effect of which is more sensible with substitution due to the reasons outlined in [Balle and Wang \(2018\)](#) (i.e., protecting the original data size  $n$  if needed and the possibility to derive a meaningful privacy profile for  $\mathcal{S}$  across all inputs sets). As for  $\text{MUSTww}$ , it involves  $\text{WR}$  in both stages; the mathematical formulations of its PA effect on both  $\epsilon'$  and  $\delta'$  are the same regardless of whether the relation is removal or substitution [Balle and Wang \(2018\)](#), implying that our

results on MUSTww derived under substitution should also be applicable to the removal relation.

For easy comparison, we also list the existing PA results for Poisson sampling, WOR, and WR in Table 2. For WR and MUST,  $\delta'$  is the weighted summation of  $\delta_j(\epsilon)$  for  $j = 1, 2, \dots, m$ , where the weight equals the probability of having  $j$  copies of an element in the final subset. For example, the probability of sampling an element without replacement from the original dataset  $X$  of size  $n$  is  $b/n$  in the WOR stage of MUSTow and the probability that this element is sampled at least once with replacement in  $m$  trials from the subset obtained in the first stage is  $(1 - (1 - \frac{1}{b})^m)$  in the WR stage; the product of the two probabilities yields the final weight  $\frac{b}{n} \binom{m}{j} (\frac{1}{b})^j (1 - \frac{1}{b})^{m-j}$  for  $\delta_j$ .

Table 2: PA for Poisson sampling, WOR, and WR on  $\mathcal{M}$  of  $(\epsilon, \delta)$ -DP [Balle and Wang \(2018\)](#).  $\epsilon' = \log(1 + \eta(e^\epsilon - 1))$  for all sampling schemes.

$\mathcal{S}$	$\eta$	$\delta'$
Poisson( $\eta$ ) ( $X \simeq_R X'$ )	–	$\eta\delta$
WOR ( $X \simeq_S X'$ )	$m/n$	$\eta\delta$
WR ( $X \simeq_S X'$ )	$(1 - \frac{1}{n})^m$	$\sum_{j=1}^m \binom{m}{j} (\frac{1}{n})^j (1 - \frac{1}{n})^{m-j} \delta_j$

The PA result of Poisson first appears in [Li et al. \(2012\)](#) and can be reproduced using the method in [Balle et al. \(2018\)](#).

**Definition 5** (PA types). *Let  $\mathcal{M}$  be a base mechanism of  $(\epsilon, \delta)$ -DP,  $\mathcal{S}$  be a subsampling scheme, and the composition of  $\mathcal{S} \circ \mathcal{M}$  satisfies  $(\epsilon', \delta')$ -DP.*

- (a) *If  $\epsilon' < \epsilon$  and  $\delta'(\epsilon') < \delta(\epsilon)$ , then  $\mathcal{S}$  offers strong PA;*
- (b) *if  $\epsilon' < \epsilon$  and  $\delta'(\epsilon') > \delta(\epsilon)$ , then  $\mathcal{S}$  has a type I weak PA effect;*
- (c) *if  $\epsilon' > \epsilon$  and  $\delta'(\epsilon') < \delta(\epsilon)$ , then  $\mathcal{S}$  has a type II weak PA effect;*
- (d) *if  $\epsilon' > \epsilon$  and  $\delta'(\epsilon') > \delta(\epsilon)$ , then  $\mathcal{S}$  has a privacy dilution effect.*

Fig. 3 summarizes four possible scenarios that a sampling procedure may have on the privacy guarantees of a base mechanism of  $(\epsilon, \delta)$ -DP. The  $x$ -axis is the ratio  $\epsilon'/\epsilon$  and the  $y$ -axis is the difference  $\delta' - \delta$ . Among the examined sampling procedures, Poisson sampling, WOR, and MUST at certain values of  $(b, m)$  can yield strong PA; MUST at certain values of  $(b, m)$  may lead to type I weak PA. We do not have a sampling procedure of type II weak PA in this work; however, it doesn't mean such procedures do not exist. The privacy dilution category should be avoided when designing a sampling procedure to be used together with a base randomized mechanism.

Intuitively speaking, Poisson and WOR have strong PA effects because both output a subset with either no or just one copy of a distinct element from the original dataset, implying that two subsets sampled from two neighboring datasets (whether  $X \simeq_S X'$  or  $X \simeq_R X'$ ), respectively, may be identical or differ by at most one observation. WR and the MUST procedures have Type I weak PA effects because they generate subsets that may contains multiple copies of the same individual. Therefore two subsets sampled from two neighboring datasets, respectively, may be identical or differ by  $j \geq 1$  observations, in which case, the group privacy  $\delta_j$  in Eqn (4) will apply. While  $\delta$  in the classical DP setting

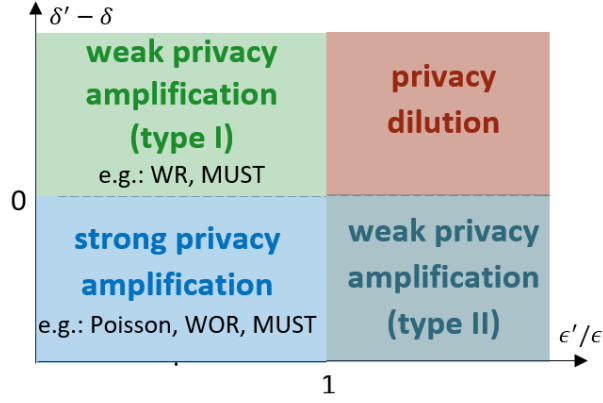


Figure 3: PA effect of a sampling procedure  $\mathcal{S}$  on a base randomized mechanism, When  $\epsilon'/\epsilon < 1$  and  $\delta' - \delta < 0$ ,  $\mathcal{S}$  yields strong PA; when one of the conditions is not satisfied,  $\mathcal{S}$  yields weak PA; when both conditions fail,  $\mathcal{S}$  leads privacy dilution.

is often close to 0  $\delta_j$  in group privacy can be as large as 1, depending on  $j$ . Therefore, for WR and MUST,  $\delta'$  of  $\mathcal{S} \circ \mathcal{M}$  may be larger than  $\delta$  of the base mechanism  $\mathcal{M}$ .

**Remark 1** (aligned privacy profile). *We refer to the relation between  $\epsilon'/\epsilon$  and  $\delta' - \delta$  for the composited  $\mathcal{S} \circ \mathcal{M}$  mechanism as the aligned privacy profile. Compared to the privacy profile  $(\epsilon', \delta')$ , the aligned privacy profile is a more accurate and effective measure of the PA effect of a sampling procedure  $\mathcal{S}$  on  $\mathcal{M}$ , adjusted for the baseline privacy guarantees. In addition, it effectively compresses a 4-tuple  $(\epsilon, \delta, \epsilon', \delta')$  into a 2-tuple  $(\epsilon'/\epsilon, \delta' - \delta)$ , without throwing away information on the PA effect while allowing visualization of the PA effect in a 2-D plot. Example plots of the adjusted privacy loss profiles for different subsampling schemes with a base Laplace and Gaussian mechanisms are provided in Sec. 4.*

**Remark 2** (amplification parameter  $\eta$ ).  $\eta \in (0, 1)$  in Tables 1 and 2 is the probability that an element appears in the final subsample and measures the PA effect of  $\mathcal{S}$  on  $\mathcal{M}$  of  $(\epsilon, \delta)$ -DP.  $\eta$  captures fully the relation between  $\epsilon$  and  $\epsilon'$  for Poisson, WOR, WR, and MUST, as well as the relation between  $\delta$  and  $\delta'$  for Poisson and WOR. For WR and MUST that output multi-sets, the relation between  $\delta'$  and  $\delta$  is complicated and cannot be completely summarized by a single parameter  $\eta$ .

Remark 2 implies that to compare the  $\epsilon'$  for different subsampling scheme  $\mathcal{S}$ , it suffices to compare  $\eta$  among them.  $\eta$  can be rather complicated mathematically. We focus on MUSTow, WR, WOR, and Poisson since it is not straightforward to analytically compare  $\eta_{\text{MUSTow}}$  with others. In addition, it is analytically difficult to compare  $\delta'_{\text{WOR}}, \delta'_{\text{WR}}, \delta'_{\text{MUSTow}}$ , and  $\delta'_{\text{MUSTow}}$  given their complex expression. We will provide a numerical comparison of the  $\eta$  and  $\delta'$  in different subsampling methods in Secs 4.1 and 4.2.

**Proposition 6** (comparison of PA effect on  $\epsilon$ ). *Among  $\text{MUSTow}(n, b, m)$ ,  $\text{WOR}(n, m)$ , and  $\text{WOR}(n, m)$ , and  $\text{Poisson}(n, \gamma = m/n)$ , where  $1 \leq b \leq n$ ,  $m \geq 1$ ,  $\eta_{\text{MUSTow}} \leq \eta_{\text{WR}} \leq \eta_{\text{WOR}} = \eta_{\text{Poisson}}$  for all  $b$  and  $m$ , where the equality only holds between  $\eta_{\text{MUSTow}}$  and  $\eta_{\text{WR}}$  in the trivial case of  $b = n$  and between  $\eta_{\text{WR}}$  and  $\eta_{\text{WOR}}$  when  $m = 1$ .*

The proof of Prop. 6 is given in the suppl. mat.. In practice,  $b < n$  (MUSTow reduces to WR when  $b = n$ ) and  $m$  is often  $> 1$  and thus  $\eta_{\text{MUSTow}} < \eta_{\text{MUSTwo}} = \eta_{\text{WR}} < \eta_{\text{WOR}} = \eta_{\text{Poisson}}$  and so is  $\epsilon'_{\text{MUSTow}} < \epsilon'_{\text{MUSTwo}} = \epsilon'_{\text{WR}} < \epsilon'_{\text{WOR}} = \epsilon'_{\text{Poisson}}$ ; in other words, MUSTow yields the stronger PA effect on  $\epsilon$  compared to the three 1-step sampling procedures.

### 3.3 $k$ -fold Privacy Composition of 2-step $\text{MUST} \circ \mathcal{M}$

$\text{MUST}$  can be combined with DP procedures that employ repeated applications of a randomized mechanism, such as DP-SGD and subsampled bootstrapping. In the former case, the Gaussian mechanism is often applied to gradients calculated in subsamples in an iterative optimization procedure; in the latter, all subsamples are generated simultaneously and a DP mechanism can be applied in a parallel fashion to each of the subsamples to achieve DP guarantees.

We provide an analysis of the overall privacy loss from  $k$ -fold composition of the  $\text{MUST} \circ \text{Gaussian}$  mechanism<sup>6</sup> below, in a similar manner as in [Abadi et al. \(2016\)](#) and [Koskela et al. \(2020\)](#), using the privacy loss accounting method for  $\text{WR} \circ \text{Gaussian}$  in [Koskela et al. \(2020\)](#)<sup>7</sup>.

The steps in deriving the overall privacy loss in the  $k$ -fold composition of  $\text{MUST} \circ \text{Gaussian}$  are as follows. First, we obtain the privacy loss random variable  $\mathcal{L}_{X/X'}(t)$  from outputting  $t$  in one application of  $\text{MUST} \circ \text{Gaussian}$ . Second, we derive the pdf  $\omega_{X/X'}(s)$  for  $\mathcal{L}_{X/X'}(t)$  per [Definition 3](#). Lastly, we apply the Fourier account (FA) algorithm ([Koskela et al., 2020, 2021](#)) to approximate the convolution over  $k$  pdfs  $\omega_{X/X'}(s) \circledast^k \omega_{X/X'}(s)$  and obtain the composited privacy profile  $\delta(\epsilon)$ . The FFA algorithm, presented in the suppl. mat., uses the Fast Fourier Transform (FFT) ([Cooley and Tukey, 1965](#)) to obtain an approximate  $\delta(\epsilon)$  and an interval where the exact  $\delta(\epsilon)$  resides, taking into account all sources of approximation errors in this process. The precision of the solution, i.e., the width of the interval, depends on the convolution truncation bound  $L$  and the number of grid points  $r$  used in the FFT. The FFA algorithm achieves tighter privacy bounds than the moment accountant method for  $\text{Poisson} \circ \text{Gaussian}$  in [Koskela et al. \(2021\)](#).

We present the composition result for  $\text{MUST} \circ \text{Gaussian}$  below; the steps for  $\text{MUST} \circ \text{WR} \circ \text{Gaussian}$  are similar and provided in the suppl. mat., along with the main results for the composition analysis of  $\text{Poisson} \circ \text{Gaussian}$ ,  $\text{WOR} \circ \text{Gaussian}$ , and  $\text{WR} \circ \text{Gaussian}$  ([Koskela et al., 2020](#)). For  $\text{MUST} \circ \text{Gaussian}$  under  $\simeq_S$ , the probability that the element that is different between  $X$  and  $X'$  occurs  $l$  times in a subset  $Y$  of size  $m$  is  $\frac{b}{n} \binom{m}{l} \left(\frac{1}{b}\right)^l \left(1 - \frac{1}{b}\right)^{m-l}$  for  $l = 1, \dots, m$  and  $\frac{b}{n} \left(1 - \frac{1}{b}\right)^m + \left(1 - \frac{b}{n}\right)$  for  $l = 0$ . Following ([Koskela et al., 2020](#)), we derive the privacy loss random variable from outputting  $t$ , which is

$$\mathcal{L}_{X/X'}(t) = \log \left( \frac{f_X(t)}{f_{X'}(t)} \right) = \log \left( \frac{\sum_{l=0}^m \frac{b}{n} \binom{m}{l} \left(\frac{1}{b}\right)^l \left(1 - \frac{1}{b}\right)^{m-l} e^{-\frac{t^2}{2\sigma^2}} e^{\frac{tl}{\sigma^2}} + 1 - \frac{b}{n}}{\sum_{l=0}^m \frac{b}{n} \binom{m}{l} \left(\frac{1}{b}\right)^l \left(1 - \frac{1}{b}\right)^{m-l} e^{-\frac{t^2}{2\sigma^2}} e^{-\frac{tl}{\sigma^2}} + 1 - \frac{b}{n}} \right), \quad (6)$$

where  $\sigma$  is the scale of the Gaussian mechanism. Since  $\frac{b}{n} \binom{m}{l} \left(\frac{1}{b}\right)^l \left(1 - \frac{1}{b}\right)^{m-l} e^{-\frac{t^2}{2\sigma^2}} > 0$  for

<sup>6</sup>The subsampled Gaussian mechanism is studied or applied more often than the subsampled Laplace mechanism in both research and practice. Interested readers may refer to [Wang et al. \(2022a, 2019\)](#); [Zhu and Wang \(2019\)](#) for the privacy loss analysis of the  $k$ -fold composition of the subsampled Laplace mechanism.

<sup>7</sup>[Wang et al. \(2022b\)](#) suggest that the approach as outlined in [Sec. 6.3 of Koskela et al. \(2020\)](#) is invalid by providing a counter-example. However, the counter-example does not satisfy the conditions needed for tightly  $(\epsilon, \delta(\epsilon))$ -DP as the support for the privacy loss random variable  $\mathcal{L}_{X/X'}(\cdot)$  is  $(\log(0.25), \infty)$  and that for  $\mathcal{L}_{X'/X}(\cdot)$  is  $(-\infty, \log(4))$  in the counter-example. Per [Lemma 5 in Koskela et al. \(2020\)](#), which is also noted at the end of [Sec. 2](#), the privacy profile  $\delta(\epsilon)$  in their counter-example is not guaranteed to be tightly  $(\epsilon, \delta)$ -DP, which would require  $(\epsilon, \infty) \subset$  the supports of  $\mathcal{L}_{X/X'}(\cdot)$  and  $\mathcal{L}_{X'/X}(\cdot)$ , respectively.

$l=0, \dots, m$ , the numerator in Eqn (6) monotonically increases with  $t$  and the denominator monotonically decreases with  $t$ . Therefore,  $\mathcal{L}_{X/X'}(t) \rightarrow -\infty$  as  $t \rightarrow -\infty$  and  $\mathcal{L}_{X/X'}(t) \rightarrow \infty$  as  $t \rightarrow \infty$ ; that is, the support of the pdf of the privacy loss random variable  $\omega_{X/X'}$  is  $\mathbb{R}$ . Since  $\mathcal{L}_{X/X'}(t)$  is a continuously differentiable bijection function in  $\mathbb{R}$ , we can apply Definition 3 to obtain its pdf  $\omega_{X/X'}(s) = f_X(\mathcal{L}_{X/X'}^{-1}(s))d\mathcal{L}_{X/X'}^{-1}(s)/ds$  for  $s \in \mathbb{R}$ . Since the closed-form formula for  $\mathcal{L}_{X/X'}^{-1}(s)$  does not exist for MUST (similarly for WR, but does exist for Poisson sampling and WOR; see Koskela et al. (2020)), one may numerical approaches, such as the Newton’s method, to find root  $t$  of equation  $\mathcal{L}_{X/X'}(t) = s$  for any given  $s$ . In addition, since there is no closed-form formula for  $d\mathcal{L}_{X/X'}^{-1}(s)/ds$ , one may numerically approximate the derivatives over grid points using the difference quotient. As the final step, we can apply the FFA algorithm to numerically approximate the convolution over  $k$  PLDs and calculate the  $\delta(\epsilon)$  for a given  $\epsilon$  per Theorem 3. Given Lemma 2 and the property  $f_{X'}(-t) = f_X(t)$ , we have  $\delta_{X'/X}(\epsilon) = \delta_{X/X'}(\epsilon) = \delta(\epsilon)$ .

### 3.4 MUST with more than 2 stages

As suggested by Figure 1, a MUST procedure may encompass more than two stages, the PA effect of which would be complicated and tedious to derive. From the privacy, utility, computational perspectives in practical applications, 2-stage MUST would be sufficient. First, the weak PA effect exhibited by MUST will get weaker as the number of stages increases due to the decreased number of unique data points given a pre-specified final subset size. Second, the utility of the output of  $\mathcal{S} \circ \mathcal{M}$  may also be negatively affected by the reduced unique data points in the final subset as the empirical distribution of the subset becomes more discrete with reduced representative of the underlying population if it is a continuous distribution. Some analysis procedures can be adversely affected by ties, so are the estimates, predictions, or statistical inferences. Lastly, adding additional layers of sampling would increase computational overhead. All taken together, it may not be practically appealing to go beyond 2 stages in MUST though conceptually, the general MUST procedure could be an interesting problem to study.<sup>8</sup>

## 4 Experiments

We run three types of experiments and there are multiple experiments within each type. The main observations in the experiments are summarized below.

- *privacy*: The experiments in Sec. 4.1 provide numerical evidence to support the theoretical results on PA in Sec. 3. The PA effect of MUST on  $\epsilon$  decreases with increasing  $b$ , increases with  $m$  for MUSTtwo and decreases with  $m$  for MUSTww. In general, the PA effect of MUST is relatively insensitive to  $(b, m)$  in the examined settings.
- *utility*: We performed four experiments in Sec. 4.2 to examine the utility of outputs from a DP mechanism composited with different subsampling procedures. The results suggests MUST provides similar or superior results (e.g, improved accuracy

---

<sup>8</sup>This is somewhat similar to Bayesian hierarchical modelling, where, in theory,  $> 2$  layers can be employed, including priors for parameters, hyperpriors for those priors, hyper-hyperpriors, and so forth but in practice, a Bayesian hierarchical model typically employs two layers.



of parameter estimation and outcome prediction with higher stability) compared to single-step sampling.

- *computation:* We compared the computational efficiency of MUST with single-step sampling in Sec. 4.3. MUST has the fewest distinct data points in a subsample, implying the least computation time based on each distinct data point and thus saving in computational time. The time needed to generate a subsample in MUST is larger than WOR but significantly smaller than Poisson sampling.

Due to space constraints, the implementation details of each experiment are provided in the suppl. mat..

## 4.1 Privacy Amplification Comparison

We provide several examples to demonstrate the PA of MUST vs. WOR and WR based on Tables 1 and 2 in the case of Laplace and Gaussian base mechanism with  $\Delta_1/\sigma = 1$  and  $\Delta_2/\sigma = 0.25$ , respectively. We set the original dataset size at  $n = 1000$ , the subset size at  $m = 400$  for WR, WOR, and MUST, and  $b = 500$  for MUST. For Poisson sampling, its PA effect at  $\gamma = m/n$  is the same as that for WOR per Table 2 and is thus not examined.

Fig. 4 depicts the aligned privacy profiles for each subsampling scheme composited with the base Laplace and Gaussian mechanisms. First, WOR (and Poisson) is the only subsampling procedure that leads to a 100% strong PA effect in the examined setting whereas the rest (the 2 MUST procedures and WR) visit the Type I weak PA effect quadrant for a minor portion of each curve. MUST<sub>tw</sub> stays in the weak-effect quadrant the longest, followed by MUST<sub>ow</sub>, then WR/MUST<sub>wo</sub>, and finally WOR; but the difference in how long the curves stay in the weak-effect quadrant becomes less pronounced as  $\Delta/\sigma$  gets smaller. Second, all mechanisms start in the strong-effect quadrant and eventually “converge” to the line of  $\delta' - \delta = 0$ . The smaller  $\Delta/\sigma$  is, the quicker the convergence is. Third, the base Gaussian mechanism leads to “smoother” peaks in the weak-effect quadrant than the Laplace mechanism.

Table S1 in the suppl. mat. lists some randomly selected pairs of  $(\epsilon', \delta')$  from the privacy profiles of Laplace and Gaussian mechanisms, respectively. In all cases,  $\epsilon'_{\text{MUST}_{\text{tw}}} < \epsilon'_{\text{MUST}_{\text{ow}}} < \epsilon'_{\text{WR}} < \epsilon'_{\text{WOR}}$ , while MUST has a larger  $\delta'$  than WOR and WR in general except for small  $\epsilon$  and large  $\delta$  when  $\Delta/\sigma = 1$ . WOR always has a strong PA effect while WR and MUST have a strong PA effect only at small  $\epsilon$  and shift to Type I weak PA effect as  $\epsilon$  gets larger.

*Sensitivity of PA effects to MUST hyperparameters.* The 1-stage sampling procedure has one hyperparameter that affects the size of the subsample and as well as their PA effects through  $\eta$ , whereas MUST has two hyperparameters  $(b, m)$ . We set  $n = 1000$ ,  $\epsilon = 1$  for a generic  $\mathcal{M}$ ,  $\Delta_1/\sigma = 1$  for the Laplace mechanism, and  $\Delta_2/\sigma = 1$  for the Gaussian mechanism; and examine the relations between  $(b, m)$  vs  $\eta$  that is approximated by  $\epsilon'/\epsilon$  and  $(\delta' - \delta)$  for  $m \in [100, 150]$  and  $b \in [150, 200]$ . The contour plots are provided in Fig. 5 (the 3D versions of the plots are provided in the suppl. mat.). The observations can be summarized as follows. First, MUST<sub>tw</sub> yields smaller  $\eta$  and thus a stronger PA effect on  $\epsilon$  than MUST<sub>ow</sub>; MUST<sub>wo</sub> yields smaller  $\delta' - \delta$  and thus a stronger PA effect on  $\delta$  than MUST<sub>tw</sub>; however, the differences in  $\eta$  and  $\delta' - \delta$  between MUST<sub>ow</sub> and MUST<sub>tw</sub> are



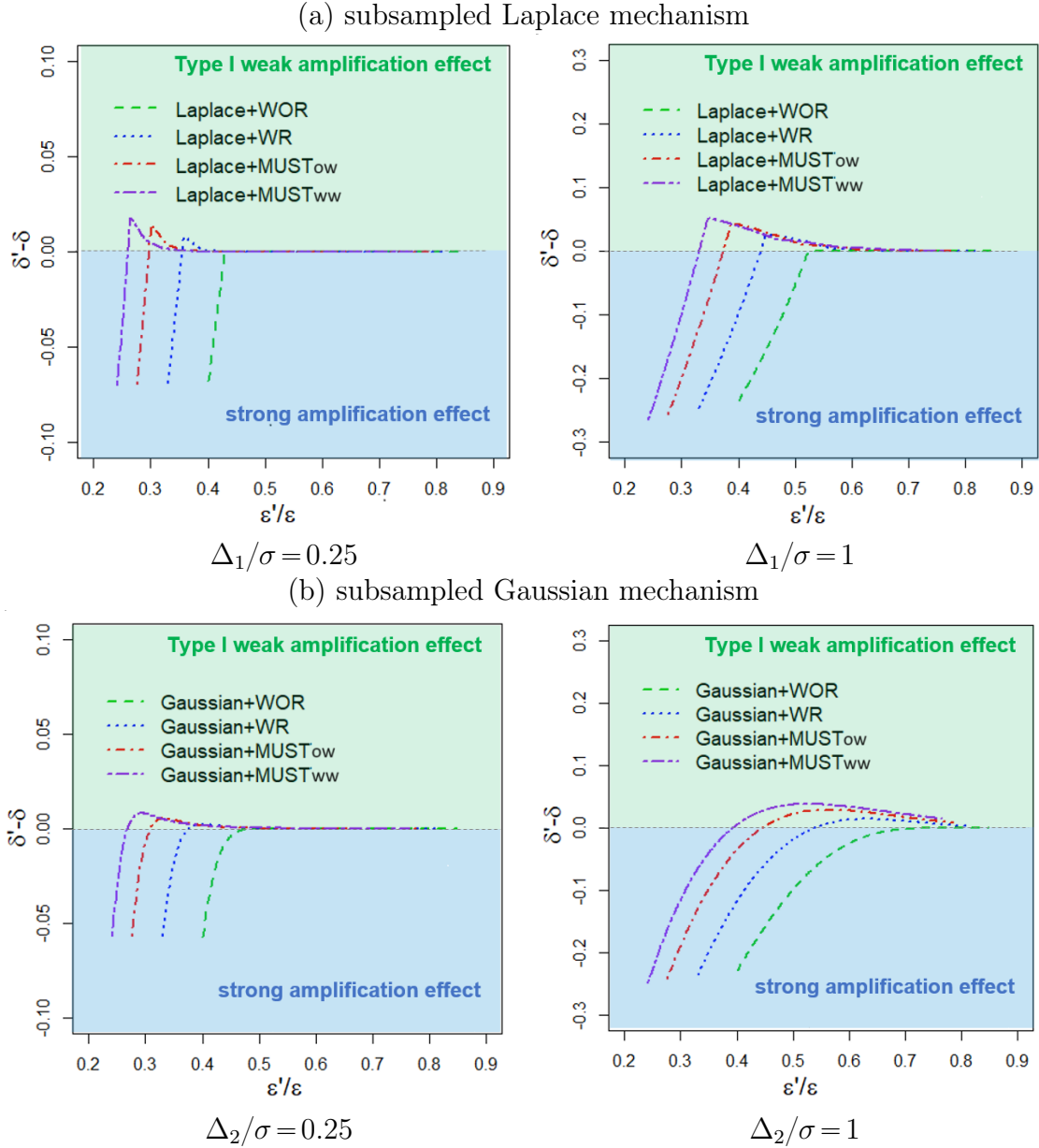


Figure 4: Aligned privacy profile plots of  $\epsilon'/\epsilon$  vs  $(\delta' - \delta)$  for the Laplace and Gaussian mechanisms with subsampling schemes WOR (Poisson), WR, MUSTow and MUSTww when  $n = 1000$ ,  $m = 400$ , and  $b = 500$ .

minor. Second,  $\eta$  increases with  $b$  and decreases with  $m$ , and  $\delta' - \delta$  increases with both  $m$  and  $b$ , implying that the PA effects for MUSTow and MUSTww weaken as  $b$  increases, strengthen on  $\epsilon$  and weaken on  $\delta$  as  $m$  increases. Overall speaking, while the PA effects of MUST change with  $b$  and  $m$  but the rate of the changes are rather slow.

## 4.2 Utility Analysis

We compare the utility of PP outputs from several DP procedures with subsampling in four experiments: subsampling bootstrap for parameter estimation and sensitivity analysis of MUST to hyperparameters (Sec. 4.2.1), parameter estimation and outcome prediction via linear regression (in Sec. 4.2.2), and two classification experiments (Sec. 4.2.3).

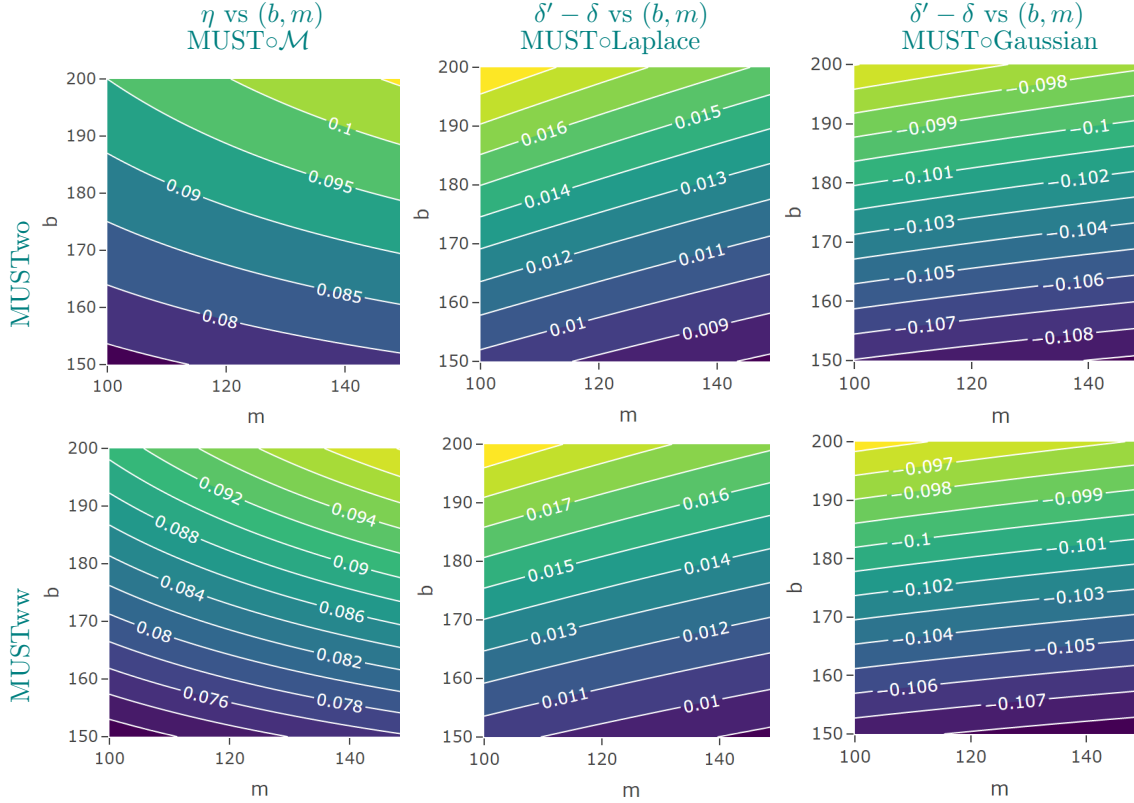


Figure 5: Contour plots of  $\eta$  vs  $(b, m)$  for  $\text{MUST} \circ \mathcal{M}$  ( $\mathcal{M}$  is a generic base mechanism) and  $(\delta' - \delta)$  vs  $(b, m)$  for  $\text{MUST} \circ \text{Laplace}$  mechanism with  $\Delta_1/\sigma=1$  and  $\text{MUST} \circ \text{Gaussian}$  mechanism with  $\Delta_2/\sigma=1$  ( $n = 1000$ ,  $\epsilon = 1$  for the base mechanism)

In all experiments, the non-private procedure with Poisson subsampling is used as the baseline; the DP procedures employ Gaussian mechanisms composited with subsampling procedures WR, WOR, Poisson, MUSTow, and MUSTww<sup>9</sup>.

#### 4.2.1 Utility experiment 1: statistical inference

We simulate 200 datasets, each with  $n=300$  samples from  $\mathcal{N}(\mu=0, \tau^2=1)$  and estimate  $\mu$  and  $\tau^2$  using subsampling bootstrap<sup>10</sup> in each repetition. We generate  $T=500$  bootstrap samples, each sized at  $m=30$  for each subsampling method. For the two MUST procedures, we use different  $b$  values to examine its impact on PP inference.

We sanitized the sample mean and variance in each bootstrap sample via the Gaussian mechanism and released their averages over  $T=500$  bootstrap samples as the final PP estimates for the population mean and variance. We set  $\epsilon' = 0.1$  and  $\delta = 1/n$  per query and calculated  $\sigma$  for the Gaussian mechanism (Theorem 1 Dwork and Roth (2014)).

<sup>9</sup>We also run MUSTtwo in each experiment and its utility results resembled those from WR, as they should.

<sup>10</sup>Subsampling bootstrap is a class of procedures that incorporate subsampling and bootstrap to obtain valid statistical inference with computational efficiency, especially in large-scale data. Common procedures include  $m$  out of  $n$  bootstrap (Bickel et al., 1997), subsampling (Politis et al., 1999), double bootstrap (Lee, 1999), and the BLB procedure (Kleiner et al., 2014); the former two are one-stage subsampling procedures (WR and WOR, respectively) whereas the latter two are two-stage (corresponding to MUSTww and a special case of Fig. 2(a) with a small  $s$  and a large  $r$ ).

The values of  $\sigma$  of the base Gaussian mechanisms are given in Table 3. A smaller  $\sigma$  value indicates a larger PA effect of a sampling method since less noise is required to achieve the same privacy level after subsampling. Prop. 6 suggests that MUSTow has the strongest PA effect on  $\epsilon$  compared to Poisson, WOR, and WR and thus has the smallest  $\sigma$ . MUSTww has a smaller  $\sigma$  than MUSTow in some cases, consistent with the observations in Fig. 5, but overall they are similar. As  $b$  increases,  $\sigma$  for MUSTww and MUSTow increases, as expected.

Table 3: Scale  $\sigma$  of the base Gaussian mechanisms and per-query  $\delta'$  in utility experiment 1 ( $n = 300, m = 30, T = 500$  bootstrap subsamples,  $\epsilon' = 0.1, \delta = 1/300$  per statistic and per subsample)

$\mathcal{S}$	$\sigma$ for PP estimation of $\mu$					$\sigma$ for PP estimation of $\tau^2$							
Poisson	0.13					1.02							
WOR	0.13					1.02							
WR	0.12					0.99							
$b$	10	20	30	50	100	10	20	30	50	100			
MUSTow	0.06	0.08	0.09	0.11	0.12	0.50	0.67	0.75	0.84	0.93			
MUSTww	0.06	0.08	0.09	0.10	0.11	0.50	0.66	0.74	0.82	0.90			
$\delta'(\times 10^{-4})$ at $\epsilon' = 0.1$													
Poisson	WOR	WR	MUSTow					MUSTww					
3.0	3.0	5.7	$b =$	10	20	30	50	100	10	20	30	50	100
				64	22	11	5.0	2.0	65	24	13	7.0	3.0

The PP estimates of  $\mu$  and  $\tau^2$  are presented in Tab. 4. The main observations are summarized as follows. First, the PP mean estimates and variance are close to their respective true values of 0 and 1 for all sampling methods with close-to-0 bias except for MUST in the case of variance estimation, where there is some noticeable downward bias when  $b \leq m$ . Second, MUSTow and MUSTww offer slightly smaller SD and thus higher stability around the PP mean and variance estimates, especially the latter, than WR, WOR, and Poisson. The stability decreases with  $b$  for MUST, consistent with the increase in the scale parameter of the base Gaussian mechanism in Tab. 3. Taken together with the accuracy of the estimates, this suggests that practical applications of MUST should avoid using either very small  $b$  as inferential bias may be large or very large  $b$  as the stability of the estimates may decrease or the PA effect weakens (Fig. 5).

#### 4.2.2 Utility experiment 2: linear regression

We simulated 200 datasets of size  $n = 1000$  from a linear model  $y = \beta_0 + \beta_1 x_1 + \beta_2 x_2 + \mathcal{N}(0, 1)$  with  $\beta_0 = 1, \beta_1 = 0.5$ , and  $\beta_2 = 0.2$  and trained a linear regression model on each simulated dataset using DP-SGD Abadi et al. (2016) (Alg. S1 in the suppl. mat.) to obtain PP estimates on  $\beta = (\beta_0, \beta_1, \beta_2)^\top$  and outcome prediction with a mean squared loss between the observed and predicted  $y$ . We set  $b = 200, m = 100$ , the clipping constant  $C$  in the DP-SGD procedure at 3, and a learning rate of 0.04 .

The training loss profiles in a single repeat during DP-SGD at the per-iteration privacy loss  $\epsilon' = 0.01$  and 0.001 for the  $\mathcal{S} \circ$  Gaussian are presented in Fig. S4 in the suppl. mat.. The training loss from all the DP-SGD procedures converges to similar levels as the non-private SGD and there is not much difference among different  $\mathcal{S}$ .  $\sigma$  of the base

Table 4: Mean (SD) of PP estimates of  $(\mu, \tau^2)$  in 200 simulated datasets ( $n = 300, m = 30, T = 500$  bootstrap samples) in utility experiment 1

$\mathcal{S}$	estimation of $\mu$ (0)			estimation of $\tau^2$ (1)	
Poisson (non-private)	0.0020 (0.059)			0.990 (0.084)	
Poisson	0.0024 (0.058)			0.989 (0.093)	
WOR	0.0025 (0.058)			0.991 (0.092)	
WR	0.0026 (0.058)			0.984 (0.094)	
MUST	$b = 10$	$b = 20$	$b = 30$	$b = 50$	$b = 100$
	estimation of $\mu$				
ow	0.0027 (0.058)	0.0007 (0.061)	0.0013 (0.058)	0.0025 (0.057)	0.0022 (0.060)
ww	0.0003 (0.060)	0.0013 (0.059)	0.0009 (0.059)	0.0010 (0.059)	0.0025 (0.058)
	estimation of $\tau^2$				
ow	0.886 (0.082)	0.943 (0.086)	0.958 (0.090)	0.969 (0.093)	0.984 (0.096)
ww	0.889 (0.081)	0.935 (0.086)	0.956 (0.090)	0.965 (0.088)	0.972 (0.096)

Gaussian mechanism at the prespecified  $\epsilon'$  and  $\delta$ , the calculated per-query  $\delta'$ , and the mean and SD of the root mean squared error (RMSE) of predicted  $\hat{y}$  over the 200 repeats are presented in Tab. 5. MUSTww the smallest  $\sigma$ , attributed to its strongest PA effect, at  $\epsilon' = 0.01$ , followed by MUSTow, WR, and WOR. The difference in  $\sigma$  among the sampling procedures is more pronounced at  $\epsilon' = 0.001$ . The RMSE mean and SD based on DP-SGD are slightly larger than the non-private baseline. MUSTww yields the lowest mean RMSE at  $\epsilon' = 0.001$ . The per-query  $\delta'$  values for WR, MUSTow and MUSTww, all of which generate multisets, are larger than Poisson and WOR, as expected.

Table 5:  $\sigma$  of the base Gaussian mechanism, per-query  $\delta'$ , and average RMSE (SD) of PP predicted  $\hat{y}$  over 200 simulated datasets in utility experiment 2 ( $n = 1000, b = 200, m = 100, T = 200$ )

$\mathcal{S}$	$\epsilon' = 0.01$			$\epsilon' = 0.001$		
	$\sigma$	$\delta'$	RMSE	$\sigma$	$\delta'$	RMSE
			mean (SD)			mean (SD)
Poisson	0.118	0.0001	1.000 (0.022)	1.138	0.0001	1.036 (0.037)
WOR	0.118	0.0001	1.001 (0.023)	1.138	0.0001	1.030 (0.033)
WR	0.113	0.095	0.997 (0.022)	1.084	0.080	1.032 (0.029)
MUSTow	0.094	0.079	0.997 (0.024)	0.898	0.073	1.031 (0.032)
MUSTww	0.091	0.076	0.999 (0.023)	0.865	0.071	1.017 (0.025)
non-private Poisson: mean RMSE (SD) was 0.998 (0.024)						

The bias and RMSE of the PP estimates  $\hat{\beta}^* = (\hat{\beta}_0^*, \hat{\beta}_1^*, \hat{\beta}_2^*)$  over the 200 repeats are provided in Tab. S2. The biases in the DP procedures and the non-private baseline are all close to 0. The RMSE values for DP-procedures are larger than the non-private baseline, especially at  $\epsilon' = 0.001$ ; but those with MUSTww and MUSTow are noticeably smaller than the rest sampling procedures.

### 4.2.3 Utility experiment 3: classification

We run two classification experiments with DP guarantees: 1) logistic regression on the adult dataset (Becker and Kohavi, 1996) to predict whether the annual income is over  $50K$ ; 2) training a neural network (NN) on the MNIST dataset (Lecun et al., 1998)

to predict digits 0 to 9. In both experiments, we employ the DP-SGD algorithm with the cross-entropy loss. In the adult data, we use the 41,292 complete records whose native country is the U.S. with 11 predictors (the details of the model are provided in the suppl. mat.). The dataset is split into a training set of size  $n = 30,969$  and a test set of size 10,323. We set  $m = 100, b = 200$ , the gradient clipping constant  $C = 1.5$ , learning rate 0.4,  $\epsilon' = 5 \times 10^{-5}$  in each iteration of the DP-SGD algorithm. For the MNIST experiment, the detail of the NN architecture is provided in the suppl. mat.. The training set consists of  $n = 60,000$  images and the test set has 10,000 images. We set  $b = 3000, m = 2000, C = 2$ , learning rate 0.3 and  $\epsilon' = 10^{-5}$  in the DP-SGD algorithm. In both experiments, we calculate  $\sigma$  of the base Gaussian mechanism via the formula in Theorem 1 (Balle and Wang, 2018) at  $\delta = 1/n$  and examined the prediction performance on the test data after training for 15 iterations in the adult experiment and for 100 iterations in the MNIST experiment.

Fig. 6 present the he training loss in MNIST data. Since MUSTow and MUSTww require smaller  $\sigma$  to achieve the same  $\epsilon'$  per iteration compared to WR, WOR, and Poisson, their gradients are less perturbed and their loss is smaller and closer to the non-private loss. The training loss in the Adult data is in the suppl. mat. due to space constraint, with a similar but less pronounced trend as Fig. 6.

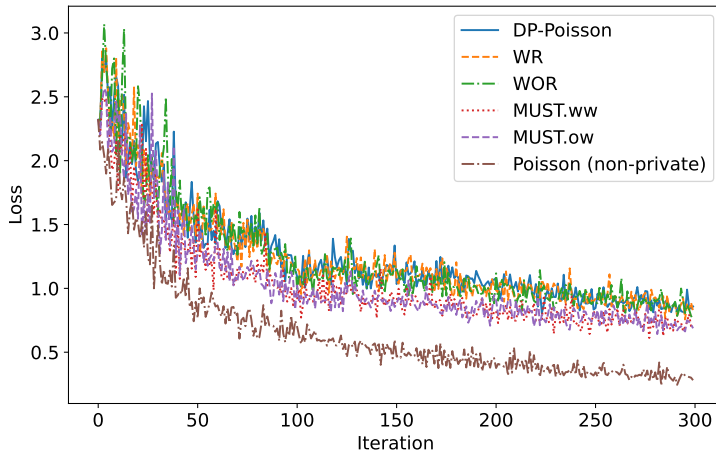


Figure 6: Training loss in MNIST experiment

The prediction accuracy on the test set in each experiment is presented in Tab. 6. For the adult data, while the performance of DP-SGD based on the 5 subsampling schemes is similar to the non-private baseline, MUSTow is the best; for the MNIST data, MUSTow and MUSTww achieve higher accuracy than WR, WOR, and Poisson.

Table 6: Test set prediction accuracy in the adult data and MNIST data based on the classified trained via DP-SGD

	Poisson (non-private)	Poisson	WOR	WR	MUSTow	MUSTww
Adult	75.19	74.83	74.93	74.92	75.33	74.90
MNIST	88.28	76.14	78.60	78.92	80.09	81.43

15 and 100 iterations for the adult and MNIST experiments, respectively

### 4.3 Computational Efficiency

For subsampling procedures that involve WR (WR and MUST), the number of distinct samples  $m_0$  in the final subset is smaller than that in WOR and Poisson which do not use WR. Tab. 7 provides the  $m_0$  values in the final subsample generated by each subsampling method and the time needed to generate a subset of the same size via a  $\mathcal{S}$ , relative to WR based on 10,000 Monte Carlo evaluations in the utility experiments. The main observations are as follows. 1) MUSTww yields subsets with the lowest  $m_0$ , followed closely by MUSTow. 2) Poisson sampling on average has the same number of unique samples as WOR, but the actual  $m_0$  can vary greatly across different subsets. If it is combined with an algorithm with a superlinear time complexity in the number of samples, Poisson sampling would be associated with a higher computational cost than WOR. 3) WR and MUSTow are (and should be) the same in terms of  $m_0$ , which is in between Poisson/WOR and MUSTow/MUSTww. 4) WOR in general is the fastest, followed by WR which is either similar to WOR (experiment 1) or notably longer (experiment 3). 5) Poisson sampling in experiments 2 and 3 takes significantly longer than the other subsampling procedures. 6) The time for MUSTow and MUSTww is either similar to WR (experiment 3) or between WR and Poisson sampling (experiments 1 and 2); and MUSTww takes less time than MUSTow in all three experiments.

Table 7: Mean unique samples in the final subset generated by different subsampling methods and %increase in time taken to generate a subset relative to WR (based on 10,000 Monte Carlo evaluations)

exp.	$(n, b, m)$		WOR	Poisson	WR	MUST	
						ow	ww
1	(300, min 50, mean 30) max		30	14	22	15	15
			30	30	29	23	22
			30	52	30	29	29
	%time increase		41.67	233.33	–	66.67	75.00
2	(1000, min 200, mean 100) max		100	61	87	67	64
			100	100	95	79	76
			100	138	100	90	87
	%time increase		18.75	437.50	–	106.25	87.50
3 (adult)	(30969, min 500, mean 300) max		300	241	292	204	205
			300	300	299	226	225
			300	373	300	246	250
	%time increase		146.43	7825.00	–	232.14	103.57
3 (MNIST)	(60000, min 3000, mean 2000) max		2000	1839	1945	1409	1378
			2000	2000	1967	1460	1442
			2000	2174	1986	1513	1501
	%time increase		46.24	2162.92	–	140.32	91.94

WR and MUST were realized using R function `sample` with option `replace` at T and F, respectively, whereas Poisson sampling was realized by performing independent Bernoulli trials with R function `rbinom`. The time complexity of each function is provided in the Suppl. Mat.

We may translate the number of unique samples  $m_0$  in Tab. 7 to actual time complexity to examine the impact of each subsampling procedure on computational efficiency. For example,  $k = 3,000$  and  $p = 14$  in utility experiment 3, at which gradients were evaluated. Given the time complexity of SGD is  $O(kpm_0)$ , it implies the computational efficiency



for MUSTww was 33% higher than WOR and Poisson, leading to significant savings in running time. Table 8 list the computational time in the two classification tasks in experiment 3, showing that DP-SGD with MUSTwo and MUSTww requires less time than the single-step sampling procedures. In the MNIST experiment, the saving in time by USTwo and MUSTww is significant compared to the single-step procedures, with or without DP guarantees. Fig 6 and the loss plot in Suppl. Mat. suggest similar iterations to convergence across all procedures.

Table 8: Total computation time of the DP-SGD algorithm in the adult (15 iterations) and MNIST (100 iterations) experiments

	Poisson (non-priv)	Poisson	WOR	WR	MUSTow	MUSTww
Adult ( $\times 10^{-2}$ )	4.63	5.65	8.82	7.20	5.02	4.78
MNIST	867.25	874.90	862.46	869.21	636.65	632.02

## 5 Discussion

We introduced a subsampling family named MUST. We studied the PA effects of 2-stage MUST procedures on a generic DP mechanism theoretically and empirically. We showed that MUSTwo is equivalent to the one-stage WR in PA, and MUSTww and MUSTow yield the strongest PA effect on  $\epsilon$  compared to the commonly used one-stage sampling procedures (Poisson sampling, WOR, WR) while the PA effect on  $\delta'$  varies case by case. We introduced new notions including strong, type I, and type II weak PA effects, and aligned privacy profiles to effectively study and understand the PA of subsampling on a base DP mechanism. We conducted the privacy loss analysis over the  $k$ -fold composition of MUST-sampled Gaussian mechanisms and provided numerical results using FFA. Our empirical results on the utility of MUST suggest that MUST can deliver similar or improved utility and stability in PP outputs compared to one-stage subsampling schemes at similar privacy loss with improved computational efficiency. MUST can be used in procedures such as stochastic optimization, boosting, or subsampling bootstrap due to its saving in privacy and computational cost, especially in large datasets.

As for choosing between MUSTwo and MUSTww, it depends on the trade-offs among the PA effects, utility, and computational efficiency. If  $\delta'$  is on the same order, MUSTww may be preferred given its smaller  $\epsilon'$  and less time for sampling, though the experiments suggest the two are largely similar in utility. The choice may also depend on specific problems. For example, MUSTww should be used in the double bootstrap inferential procedure Lee (1999) as this is how double bootstrap is defined. The BLB procedure is a MUSTow procedure that generates  $\geq 2$  subsets in stage II per stage I subset, where the number of subset in each sampling stage is motivated by efficient resampling-based statistical inference in large datasets.

Regarding the choice of hyperparameters in MUST,  $m$  is driven by specific problems. For example,  $m$  in stochastic optimization (e.g DP-SGD) may depend on the data type/size, computational cost, model accuracy, and privacy budget, etc, but often ranges from 0.001 to 0.1 (Abadi et al., 2016; Bu et al., 2020). In general, the larger  $m/n$  or  $b$  is, the weaker the PA effect is in 2-stage MUST. The sensitivity analysis in utility

experiment 1 suggests that the stability of an output may decrease with increasing  $b$  while the accuracy is rather stable or improved. Choosing  $b$  would also consider  $m/n$ , output types, and the trade-off with privacy loss. In summary, we recommend that users examine multiple  $(m, b)$  values when employing a MUST procedure to assess the privacy-utility trade-off and identify appropriate values for their specific problems.

There are several future research directions we plan to explore: 1) improve PP interval estimation via double bootstrap, leveraging its inherent PA effect; 2) integrate the inherent PA effect of BLB to generate PP inference; 3) extend the current work to other DP variants such as RDP, GDP, zCDP and other DP mechanisms such as  $k$ -fold MUST  $\circ$  Laplace mechanism. The Python and R code in this work is available at <https://github.com/CZchikage>.

## References

- Abadi, M., Chu, A., Goodfellow, I., McMahan, H. B., Mironov, I., Talwar, K., and Zhang, L. (2016). Deep learning with differential privacy. In *Proceedings of the 2016 ACM SIGSAC conference on computer and communications security*, pages 308–318.
- Balle, B., Barthe, G., and Gaboardi, M. (2018). Privacy amplification by subsampling: Tight analyses via couplings and divergences. *Advances in Neural Information Processing Systems*, 31.
- Balle, B. and Wang, Y. (2018). Improving the Gaussian mechanism for differential privacy: Analytical calibration and optimal denoising. In *ICML*, pages 394–403.
- Barthe, G. and Olmedo, F. (2013). Beyond differential privacy: Composition theorems and relational logic for f-divergences between probabilistic programs. In *Automata, Languages, and Programming: 40th International Colloquium, ICALP 2013, Proceedings, Part II 40*, pages 49–60. Springer.
- Becker, B. and Kohavi, R. (1996). Adult [Dataset]. *UCI Machine Learning Repository*. DOI: <https://doi.org/10.24432/C5XW20>.
- Bickel, P., Götze, F., and van Zwet, W. (1997). Resampling fewer than  $n$  observations: Gains, losses, and remedies for losses. *Statistica Sinica*, 7:1–31.
- Bickel, P. J. and Sakov, A. (2008). On the choice of  $m$  in the  $m$  out of  $n$  bootstrap and confidence bounds for extrema. *Statistica Sinica*, pages 967–985.
- Breiman, L. (1996). Bagging predictors. *Machine learning*, 24:123–140.
- Bu, Z., Dong, J., Long, Q., and Su, W. J. (2020). Deep learning with gaussian differential privacy. *Harvard data science review*, 2020(23):10–1162.
- Bun, M., Dwork, C., Rothblum, G. N., and Steinke, T. (2018). Composable and versatile privacy via truncated cdp. In *Proceedings of the 50th Annual ACM SIGACT Symposium on Theory of Computing*, pages 74–86.

- Bun, M. and Steinke, T. (2016). Concentrated differential privacy: Simplifications, extensions, and lower bounds. In *Theory of Cryptography: 14th International Conference, TCC 2016-B, Proceedings, Part I*, pages 635–658. Springer.
- Cooley, J. W. and Tukey, J. W. (1965). An algorithm for the machine calculation of complex fourier series. *Mathematics of computation*, 19(90):297–301.
- Dong, J., Roth, A., and Su, W. J. (2022). Gaussian differential privacy. *Journal of the Royal Statistical Society Series B: Statistical Methodology*, 84:3–37.
- Dwork, C., Kenthapadi, K., McSherry, F., Mironov, I., and Naor, M. (2006a). Our data, ourselves: Privacy via distributed noise generation. In *Annual international conference on the theory and applications of cryptographic techniques*, pages 486–503.
- Dwork, C., McSherry, F., Nissim, K., and Smith, A. (2006b). Calibrating noise to sensitivity in private data analysis. In *Theory of cryptography conference*, pages 265–284.
- Dwork, C. and Roth, A. (2014). The algorithmic foundations of differential privacy. *Foundations and Trends in Theoretical Computer Science*, 9(3–4):211–407.
- Dwork, C. and Rothblum, G. N. (2016). Concentrated differential privacy. *arXiv:1603.01887*.
- Dwork, C., Rothblum, G. N., and Vadhan, S. (2010). Boosting and differential privacy. In *2010 IEEE 51st Annual Symposium on Foundations of Computer Science*, pages 51–60.
- Kasiviswanathan, S. P., Lee, H. K., Nissim, K., Raskhodnikova, S., and Smith, A. (2011). What can we learn privately? *SIAM Journal on Computing*, 40(3):793–826.
- Kingma, D. P. and Ba, J. (2014). Adam: A method for stochastic optimization. *arXiv:1412.6980*.
- Kleiner, A., Talwalkar, A., Sarkar, P., and Jordan, M. I. (2014). A scalable bootstrap for massive data. *Journal of the Royal Statistical Society: Series B: Statistical Methodology*, pages 795–816.
- Koskela, A., Jälkö, J., and Honkela, A. (2020). Computing tight differential privacy guarantees using FFT. In *AISTATS*, pages 2560–2569.
- Koskela, A., Jälkö, J., Prediger, L., and Honkela, A. (2021). Tight differential privacy for discrete-valued mechanisms and for the subsampled Gaussian mechanism using FFT. In *AISTATS*, pages 3358–3366.
- Lecun, Y., Bottou, L., Bengio, Y., and Haffner, P. (1998). Gradient-based learning applied to document recognition. *Proceedings of the IEEE*, 86(11):2278–2324.
- Lee, S. M. (1999). On a class of m out of n bootstrap confidence intervals. *Journal of the Royal Statistical Society Series B*, 61(4):901–911.

- Li, N., Qardaji, W., and Su, D. (2012). On sampling, anonymization, and differential privacy or, k-anonymization meets differential privacy. In *Proceedings of the 7th ACM Symposium on Information, Computer and Communications Security*, pages 32–33.
- Liu, F. (2018). Generalized Gaussian mechanism for differential privacy. *IEEE Transactions on Knowledge and Data Engineering*, 31(4):747–756.
- McSherry, F. and Talwar, K. (2007). Mechanism design via differential privacy. In *48th Annual IEEE Symposium on Foundations of Computer Science (FOCS’07)*, pages 94–103.
- Mironov, I. (2017). Rényi differential privacy. In *2017 IEEE 30th computer security foundations symposium (CSF)*, pages 263–275.
- Nissim, K., Raskhodnikova, S., and Smith, A. (2007). Smooth sensitivity and sampling in private data analysis. In *Proceedings of the thirty-ninth annual ACM symposium on Theory of computing*, pages 75–84.
- Politis, D. N. and Romano, J. P. (1994). Large sample confidence regions based on subsamples under minimal assumptions. *Ann. Stat.*, pages 2031–2050.
- Politis, D. N., Romano, J. P., and Wolf, M. (1999). *Subsampling*. Springer Science & Business Media.
- Smith, A. (2009). Differential privacy and the secrecy of the sample. <https://adamsmith.wordpress.com/2009/09/02/sample-secrecy/>.
- Smith, A. (2011). Privacy-preserving statistical estimation with optimal convergence rates. In *Proceedings of the forty-third annual ACM symposium on Theory of computing*, pages 813–822.
- Sommer, D., Meiser, S., and Mohammadi, E. (2018). Privacy loss classes: The central limit theorem in differential privacy. *Cryptology ePrint Archive*.
- Vadhan, S. (2017). The complexity of differential privacy. *Tutorials on the Foundations of Cryptography: Dedicated to Oded Goldreich*, pages 347–450.
- Valiant, L. G. (1984). A theory of the learnable. *Communications of the ACM*, 27:1134–1142.
- Wang, H., Gao, S., Zhang, H., Shen, M., and Su, W. J. (2022a). Analytical composition of differential privacy via the edgeworth accountant. *arXiv:2206.04236*.
- Wang, Y.-X., Balle, B., and Kasiviswanathan, S. P. (2019). Subsampled rényi differential privacy and analytical moments accountant. In *AISTATS*, pages 1226–1235.
- Wang, Z., Cheng, G., and Awan, J. (2022b). Differentially private bootstrap: New privacy analysis and inference strategies. *arXiv:2210.06140*.
- Zhu, Y. and Wang, Y.-X. (2019). Poission subsampled rényi differential privacy. In *ICML*, pages 7634–7642.

# Supplementary Materials

<b>S1</b>	<b>Proof of Theorem 4</b>	<b>1</b>
<b>S2</b>	<b>Proof of Corollary 5</b>	<b>3</b>
<b>S3</b>	<b>Proof of Proposition 6</b>	<b>4</b>
<b>S4</b>	<b>3D plots version of Figure 5</b>	<b>5</b>
<b>S5</b>	<b>Privacy Loss Composition for MUST-Subsampled Gaussian Mechanism</b>	<b>6</b>
<b>S6</b>	<b>Privacy Composition for Subsampled Gaussian Mechanisms with Poisson, WOR, and WR Sampling</b>	<b>6</b>
<b>S7</b>	<b>Fast Fourier account Algorithm</b>	<b>8</b>
<b>S8</b>	<b>Privacy Composition for MUST-Subsampled Gaussian Mechanism</b>	<b>9</b>
<b>S9</b>	<b>Relations of <math>\epsilon'</math> vs <math>\epsilon</math> and of <math>\delta'</math> vs <math>\delta</math></b>	<b>9</b>
<b>S10</b>	<b>Examples of PA of <math>\mathcal{S} \circ \mathcal{M}</math></b>	<b>12</b>
<b>S11</b>	<b>Differentially private stochastic gradient descent algorithm in utility experiments 2 and 3</b>	<b>13</b>
<b>S12</b>	<b>Implementation details in the experiments</b>	<b>13</b>
<b>S13</b>	<b>Additional Experiment Results in Section IV.B</b>	<b>14</b>
<b>S14</b>	<b>Computational complexity of R functions <code>sample</code> and <code>rbinom</code></b>	<b>16</b>

## S1 Proof of Theorem 4

*Proof.* The proof of MUSTow follows the proof of Theorem 10 on the PA bound for WR in [Balle et al. \(2018\)](#). Both WR and MUSTow output a multiset. Consider  $\text{MUST}(n, b, m)(\cdot) : X \rightarrow \mathbb{P}(Y)$  of releasing a multiset  $y$  of total sample size  $m$  with respect to relation  $X \simeq_S X'$ . The total variation distance between  $\omega = \text{MUST}(n, b, m; X)$  and  $\omega' = \text{MUST}(n, b, m; X')$  is given by

$$\eta = \text{TV}(\omega, \omega') = \sup_{A \in \mathcal{F}} |P_\omega(A) - Q_{\omega'}(A)| = \frac{b}{n} \left( 1 - \left( 1 - \frac{1}{b} \right)^m \right).$$

Let  $v$  and  $v'$  be the different elements and  $x_0 = X \cap X'$  be the common parts between  $X$  and  $X'$ . The supreme in the equation above is achieved when  $P_\omega(A)$  and  $Q_{\omega'}(A)$  are the empirical distributions with non-zero occurrence of  $v$ , in which  $P_\omega(A) = \frac{b}{n} \left( 1 - \left( 1 - \frac{1}{b} \right)^m \right)$  and  $Q_{\omega'}(A) = 0$ . Let  $\omega_0 = \text{MUST}(n, b, m; x_0)$ .  $\omega_1$  is the distribution constructed from sampling  $\tilde{y}$  from  $\tilde{\omega}_1 = \text{MUST}(n, b - 1, m - 1; X)$  and adding one  $v$  to  $\tilde{y}$  to obtain  $y$  (i.e.,

$y = \tilde{y} \cup \{v\}$ ). Likewise, sampling  $y'$  from  $\omega'_1$  is obtained by adding one  $v'$  to a multiset sampled from  $\tilde{\omega}'_1 = \text{MUST}(n, b-1, m-1; X')$ .

We construct appropriate distance-compatible couplings as follows. Let  $\pi_{1,1}$  be the distribution of  $(y, y')$  where  $y$  is sampled from  $\omega_1$  and  $y'$  is obtained from replacing each  $v$  in  $y$  by  $v'$ .  $\pi_{1,1}$  is a  $d_{\simeq_s}$ -compatible coupling between  $\omega_1$  and  $\omega'_1$  ( $d_Y(y, y')$ : number of  $v'$  in  $y'$ ). Using  $\omega = (1-\eta)\omega_0 + \eta\omega_1$  from the construction of the maximal coupling, we get for every  $j \geq 1$ ,

$$\omega_1(Y_j) = \frac{\omega(Y_j) - (1-\eta)\omega_0(Y_j)}{\eta} = \frac{\omega(Y_j)}{\eta} = \frac{\Pr_{y \sim \omega}[y_v = j]}{\eta} = \frac{\frac{b}{n} \binom{m}{j} \left(\frac{1}{b}\right)^j \left(1 - \frac{1}{b}\right)^{m-j}}{\eta}.$$

$\omega_0(Y_j) = 0$  since the support of  $\omega_0$  are multisets not containing  $v$ . By Theorem 7 in [Balle et al. \(2018\)](#), the distributions  $\mu_1 = \mathcal{M} \circ \omega_1$  and  $\mu'_1 = \mathcal{M} \circ \omega'_1$  satisfy

$$\eta D_{e^\epsilon}(\mu_1 || \mu'_1) \leq \eta \sum_{j=1}^m \omega_1(Y_j) \delta_{\mathcal{M},j}(\epsilon) = \sum_{j=1}^m \frac{b}{n} \binom{m}{j} \left(\frac{1}{b}\right)^j \left(1 - \frac{1}{b}\right)^{m-j} \delta_{\mathcal{M},j}(\epsilon).$$

We can also build a  $d_{\simeq_s}$ -compatible coupling between  $\omega_1$  and  $\omega_0$  by first sampling  $y$  from  $\omega_1$  and then replacing each  $v$  in  $y$  by an element sampled uniformly at random from  $x_0$ . We have  $\eta D_{e^\epsilon}(\mu_1 || \mu_0) \leq \eta \sum_{j=1}^m \omega_1(Y_j) \delta_{\mathcal{M},j}(\epsilon) = \sum_{j=1}^m \frac{b}{n} \binom{m}{j} \left(\frac{1}{b}\right)^j \left(1 - \frac{1}{b}\right)^{m-j} \delta_{\mathcal{M},j}(\epsilon)$ . By Theorem 2 in [Balle et al. \(2018\)](#),

$$\delta_{\mathcal{M}'}(\epsilon') \leq \sum_{j=1}^m \frac{b}{n} \binom{m}{j} \left(\frac{1}{b}\right)^j \left(1 - \frac{1}{b}\right)^{m-j} \delta_{\mathcal{M},j}(\epsilon).$$

For MUSTwo and MUSTww, the steps of the proofs are similar to MUSTow. The probability an element appears  $j$  times after the intermediate  $\text{WR}(n, b)$  step, which is  $\binom{b}{j} \left(\frac{1}{n}\right)^j \left(1 - \frac{1}{n}\right)^{b-j}$  for  $1 \leq j \leq b$ , and the probability of the element appears in the subsample after the subsampling in the second stage given its  $j$  occurrences is  $1 - \frac{\binom{b-j}{m}}{\binom{b}{m}}$  for  $\text{WOR}(b, m)$  and  $\left(1 - \left(1 - \frac{j}{b}\right)^m\right)$  for  $\text{WR}(b, m)$ , respectively, leading to the probability that an element appears in the final subsample  $\eta = \sum_{j=1}^b \binom{b}{j} \left(\frac{1}{n}\right)^j \left(1 - \frac{1}{n}\right)^{b-j} \left(1 - \frac{\binom{b-j}{m}}{\binom{b}{m}}\right)$  for MUSTwo and  $\eta = \sum_{j=1}^b \binom{b}{j} \left(\frac{1}{n}\right)^j \left(1 - \frac{1}{n}\right)^{b-j} \left(1 - \left(1 - \frac{j}{b}\right)^m\right)$  for MUSTww, respectively.

The coefficient of the group privacy terms  $\delta_u$  in the  $\delta'$  formula is the probability that an element appears  $u$  ( $1 \leq u \leq m$ ) times in the final subsample. The probability an element appears  $j$  times after the intermediate  $\text{WR}(n, b)$  step is  $\binom{b}{j} \left(\frac{1}{n}\right)^j \left(1 - \frac{1}{n}\right)^{b-j}$  for  $1 \leq j \leq b$ . The probability of the element appearing  $u$  times in the final subsample after the subsampling in the second stage given its  $j$  occurrences is  $\frac{\binom{j}{u} \binom{b-j}{m-u}}{\binom{b}{m}}$  for  $\text{WOR}(b, m)$  and  $\binom{m}{u} \left(\frac{j}{b}\right)^u \left(1 - \frac{j}{b}\right)^{m-u}$  for  $\text{WR}(b, m)$ , respectively. Since  $\text{WOR}(b, m)$  requires  $b \geq m$ , the possible values of  $u$  depend on the number of occurrences  $j$  of the element available after the first subsampling stage: when  $j \leq m$ ,  $1 \leq u \leq j$ ; when  $j > m$ ,  $1 \leq u \leq m$ . Thus  $\delta' = \sum_{j=1}^m \binom{b}{j} \left(\frac{1}{n}\right)^j \left(1 - \frac{1}{n}\right)^{b-j} \sum_{u=1}^j \frac{\binom{j}{u} \binom{b-j}{m-u}}{\binom{b}{m}} \delta_u +$



$\sum_{j=m+1}^b \binom{b}{j} \left(\frac{1}{n}\right)^j \left(1 - \frac{1}{n}\right)^{b-j} \sum_{u=1}^m \frac{\binom{j}{u} \binom{b-j}{m-u}}{\binom{b}{m}} \delta_u$  for MUSTwo. While  $\text{WR}(b, m)$  has no restrictions on the relative magnitude between  $b$  and  $m$ , thus  $1 \leq u \leq m$  regardless of  $j$  and  $\delta' = \sum_{j=1}^b \binom{b}{j} \left(\frac{1}{n}\right)^j \left(1 - \frac{1}{n}\right)^{b-j} \sum_{u=1}^m \binom{m}{u} \binom{j}{b}^u \left(1 - \frac{j}{b}\right)^{m-u} \delta_u$  for MUSTtw.  $\square$

## S2 Proof of Corollary 5

*Proof.*

$$\begin{aligned}
\eta_{\text{MUSTTwo}} &= \sum_{j=1}^b \binom{b}{j} \left(\frac{1}{n}\right)^j \left(1 - \frac{1}{n}\right)^{b-j} \left(1 - \frac{\binom{b-j}{m}}{\binom{b}{m}}\right) \\
&= 1 - \left(1 - \frac{1}{n}\right)^b - \sum_{j=1}^b \binom{b}{j} \left(\frac{1}{n}\right)^j \left(1 - \frac{1}{n}\right)^{b-j} \frac{\binom{b-j}{m}}{\binom{b}{m}} \\
&= 1 - \left(1 - \frac{1}{n}\right)^b - \sum_{j=1}^b \frac{b!}{j!(b-j)!} \frac{(b-j)!}{m!(b-j-m)!} \frac{m!(b-m)!}{b!} \left(\frac{1}{n}\right)^j \left(1 - \frac{1}{n}\right)^{b-j} \\
&= 1 - \left(1 - \frac{1}{n}\right)^b - \sum_{j=1}^b \frac{(b-m)!}{j!(b-j-m)!} \left(\frac{1}{n}\right)^j \left(1 - \frac{1}{n}\right)^{b-j} \\
&= - \left( \sum_{j=1}^{b-m} \frac{(b-m)!}{j!(b-j-m)!} \left(\frac{1}{n}\right)^j \left(1 - \frac{1}{n}\right)^{b-m-j} + \sum_{j=b-m+1}^b \frac{(b-m)!}{j!(b-j-m)!} \left(\frac{1}{n}\right)^j \left(1 - \frac{1}{n}\right)^{b-m-j} \right) \left(1 - \frac{1}{n}\right)^m \\
&= 1 - \left(1 - \frac{1}{n}\right)^b - \left(1 - \left(1 - \frac{1}{n}\right)^{b-m} + 0\right) \left(1 - \frac{1}{n}\right)^m \\
&= 1 - \left(1 - \frac{1}{n}\right)^b - \left(1 - \frac{1}{n}\right)^m + \left(1 - \frac{1}{n}\right)^b \\
&= 1 - \left(1 - \frac{1}{n}\right)^m = \eta_{\text{WR}}.
\end{aligned}$$

$$\begin{aligned}
\delta'_{\text{MUSTTwo}} &= \sum_{j=1}^b \sum_{u=1}^{\min(j,m)} \binom{b}{j} \frac{\binom{j}{u} \binom{b-j}{m-u}}{\binom{b}{m}} \left(\frac{1}{n}\right)^j \left(1 - \frac{1}{n}\right)^{b-j} \delta_u \\
&= \sum_{j=1}^b \sum_{u=1}^{\min(j,m)} \frac{b!}{j!(b-j)!} \frac{j!}{(j-u)!u!} \frac{(b-j)!}{(m-u)!(b-j-m+u)!} \frac{m!(b-m)!}{b!} \left(\frac{1}{n}\right)^j \left(1 - \frac{1}{n}\right)^{b-j} \delta_u \\
&= \sum_{j=1}^b \sum_{u=1}^{\min(j,m)} \frac{m!}{u!(m-u)!} \frac{(b-m)!}{(j-u)!(b-j-m+u)!} \left(\frac{1}{n}\right)^j \left(1 - \frac{1}{n}\right)^{b-j} \delta_u \\
&= \sum_{j=1}^b \sum_{u=1}^{\min(j,m)} \binom{b-m}{j-u} \binom{m}{u} \left(\frac{1}{n}\right)^u \left(1 - \frac{1}{n}\right)^{m-u} \left(\frac{1}{n}\right)^{j-u} \left(1 - \frac{1}{n}\right)^{b-m-j+u} \delta_u \\
&= \sum_{u=1}^m \sum_{j=u}^b \binom{b-m}{j-u} \binom{m}{u} \left(\frac{1}{n}\right)^u \left(1 - \frac{1}{n}\right)^{m-u} \left(\frac{1}{n}\right)^{j-u} \left(1 - \frac{1}{n}\right)^{b-m-j+u} \delta_u
\end{aligned}$$

$$= \sum_{u=1}^m \sum_{j=u}^b \binom{b-m}{j-u} \left(\frac{1}{n}\right)^{j-u} \left(1 - \frac{1}{n}\right)^{b-m-j+u} A_u \delta_u,$$

where  $A_u = \binom{m}{u} \left(\frac{1}{n}\right)^u \left(1 - \frac{1}{n}\right)^{m-u}$ . Note that  $\sum_{j=u}^b \binom{b-m}{j-u} \left(\frac{1}{n}\right)^{j-u} \left(1 - \frac{1}{n}\right)^{b-m-j+u} A_u \delta_u = A_u \delta_u$  for  $u = 1, \dots, m$ , then we have

$$\begin{aligned} \delta'_{\text{MUSTwo}} &= A_1 \delta_1 + A_2 \delta_2 + \dots + A_m \delta_m \\ &= \binom{m}{1} \left(\frac{1}{n}\right)^1 \left(1 - \frac{1}{n}\right)^{m-1} \delta_1 + \dots + \binom{m}{m} \left(\frac{1}{n}\right)^m \left(1 - \frac{1}{n}\right)^{m-m} \delta_m \\ &= \sum_{j=1}^m \left(\frac{1}{n}\right)^j \left(1 - \frac{1}{n}\right)^{m-j} \delta_j = \delta'_{\text{WR}}. \end{aligned}$$

Taken together with the interpretation of the coefficient for  $\delta_j$ , which is the probability that an element in the original data appears  $j$  ( $1 \leq j \leq m$ ) times in the final subsample, MUSTwo and WR are equivalent subsampling procedures.  $\square$

### S3 Proof of Proposition 6

*Proof.*  $\eta_{\text{WR}} = 1 - \left(1 - \frac{1}{n}\right)^m$ ,  $\eta_{\text{MUSTow}} = \frac{b}{n} \left(1 - \left(1 - \frac{1}{b}\right)^m\right) =: f(b)$ ,  $b \in [1, n]$ . The first and second derivatives of  $f(b)$  are

$$\begin{aligned} f'(b) &= \frac{1}{n} - \frac{1}{n} \left(1 - \frac{1}{b}\right)^m - \frac{m}{nb} \left(1 - \frac{1}{b}\right)^{m-1} \\ f''(b) &= -\frac{m(m-1)}{nb^3} \left(1 - \frac{1}{b}\right)^{m-2} \leq 0, \end{aligned}$$

where equality only holds when  $b = 1$  or  $m = 1$ . Thus,  $f'(b)$  is a decreasing function over  $[1, n]$ . We have

$$f'(b) \geq f'(n) = \frac{1}{n} \left(1 - \left(1 - \frac{1}{n}\right)^{m-1} \left(1 - \frac{m+1}{n}\right)\right) > 0$$

Thus  $f(b)$  is an increasing function over  $[1, n]$ . we have  $f(b) \leq f(n) = 1 - \left(1 - \frac{1}{n}\right)^m$ , i.e.,  $\eta_{\text{MUSTow}} \leq \eta_{\text{WR}}$ .  $\eta_{\text{MUSTow}} = \eta_{\text{WR}}$  only in the trivial case of  $b = n$ , when  $\text{MUSTow}(n, b, m)$  reduces to  $\text{WR}(n, m)$ . By binomial expansion, we have

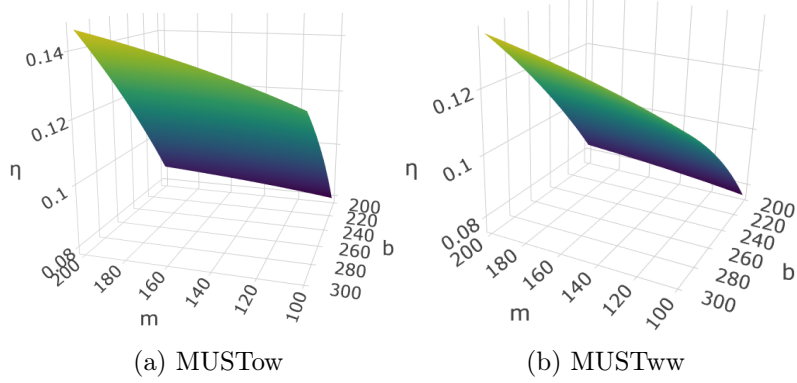
$$\begin{aligned} \eta_{\text{WR}}(m) &= 1 - \left(1 - \frac{1}{n}\right)^m \\ &= \binom{m}{1} \frac{1}{n} \left(1 - \frac{1}{n}\right)^{m-1} + \binom{m}{2} \left(\frac{1}{n}\right)^2 \left(1 - \frac{1}{n}\right)^{m-2} + \dots + \binom{m}{m} \left(\frac{1}{n}\right)^m \\ &= \frac{m}{n} \left( \binom{m}{0} \left(1 - \frac{1}{n}\right)^{m-1} + \frac{1}{2} \binom{m-1}{1} \frac{1}{n} \left(1 - \frac{1}{n}\right)^{m-2} + \dots + \frac{1}{m} \binom{m-1}{m-1} \left(\frac{1}{n}\right)^{m-1} \right) \\ &\leq \frac{m}{n} \left( \binom{m}{0} \left(1 - \frac{1}{n}\right)^{m-1} + \binom{m-1}{1} \frac{1}{n} \left(1 - \frac{1}{n}\right)^{m-2} + \dots + \binom{m-1}{m-1} \left(\frac{1}{n}\right)^{m-1} \right) \end{aligned}$$

$$= \frac{m}{n} \left( \frac{1}{n} + 1 - \frac{1}{n} \right)^{m-1} = \frac{m}{n} = \eta_{\text{WOR}}(m).$$

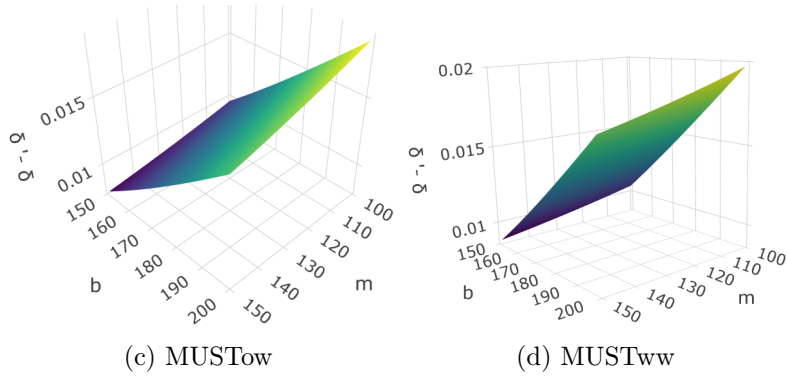
Thus for any  $m \in [1, n]$ ,  $\eta_{\text{WR}} \leq \eta_{\text{WOR}}$ , where the equality only holds when  $m = 1$ .  $\square$

## S4 3D plots version of Figure 5

(a) and (b):  $\eta$  as a function of  $(b, m)$  in  $\text{MUST} \circ \mathcal{M}$



(c) and (d):  $\delta' - \delta$  as a function of  $(b, m)$  in  $\text{MUST} \circ \text{Laplace}$  mechanism ( $\Delta/\sigma = 1$ )



(e) and (f):  $\delta' - \delta$  as a function of  $(b, m)$  in  $\text{MUST} \circ \text{Gaussian}$  mechanism ( $\Delta/\sigma = 1$ )

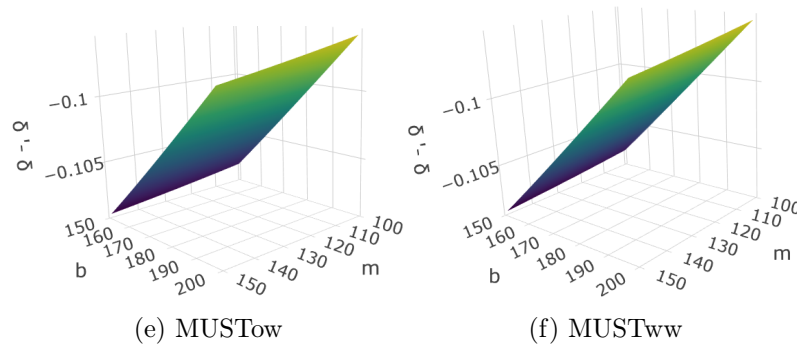


Figure S1: 3D plots of  $\eta$  vs  $(b, m)$  for  $\text{MUST} \circ \mathcal{M}$  ( $\mathcal{M}$  is a generic base mechanism) and  $(\delta' - \delta)$  vs  $(b, m)$  for  $\text{MUST} \circ \text{Laplace}$  mechanism and  $\text{MUST} \circ \text{Gaussian}$  mechanism ( $n = 1000$ ,  $\epsilon = 1$  for the base mechanism)

## S5 Privacy Loss Composition for MUST-Subsampled Gaussian Mechanism

For  $\text{MUSTwo}(n, b, m)$  with  $\simeq_S$  neighboring relation

$$\begin{aligned} f_X(t) &= \frac{1}{\sqrt{2\pi}\sigma} \sum_{l=0}^m \frac{b}{n} \binom{m}{l} \left(\frac{1}{b}\right)^l \left(1 - \frac{1}{b}\right)^{m-l} e^{-\frac{(t-l)^2}{2\sigma^2}} + \frac{1}{\sqrt{2\pi}\sigma} \left(1 - \frac{b}{n}\right) e^{-\frac{t^2}{2\sigma^2}}, \\ f_{X'}(t) &= \frac{1}{\sqrt{2\pi}\sigma} \sum_{l=0}^m \frac{b}{n} \binom{m}{l} \left(\frac{1}{b}\right)^l \left(1 - \frac{1}{b}\right)^{m-l} e^{-\frac{(t+l)^2}{2\sigma^2}} + \frac{1}{\sqrt{2\pi}\sigma} \left(1 - \frac{b}{n}\right) e^{-\frac{t^2}{2\sigma^2}}, \end{aligned}$$

The privacy loss from outputting  $t$  thus equals to (7)

$$\mathcal{L}_{X/X'}(t) = \log \left( \frac{f_X(t)}{f_{X'}(t)} \right) = \log \left( \frac{\sum_{l=0}^m \frac{b}{n} \binom{m}{l} \left(\frac{1}{b}\right)^l \left(1 - \frac{1}{b}\right)^{m-l} e^{-\frac{l^2}{2\sigma^2}} e^{\frac{tl}{\sigma^2}} + 1 - \frac{b}{n}}{\sum_{l=0}^m \frac{b}{n} \binom{m}{l} \left(\frac{1}{b}\right)^l \left(1 - \frac{1}{b}\right)^{m-l} e^{-\frac{l^2}{2\sigma^2}} e^{-\frac{tl}{\sigma^2}} + 1 - \frac{b}{n}} \right),$$

For  $\text{MUSTwo}(n, b, m)$  with  $\simeq_S$  neighboring relation, the probability that the one data point that is differential between  $X$  and  $X'$  eventually occurs  $l$  times in a subset  $Y$  of size  $m$  is  $\sum_{j=1}^b \binom{b}{j} \left(\frac{1}{n}\right)^j \left(1 - \frac{1}{n}\right)^{b-j} \binom{m}{l} \left(\frac{j}{b}\right)^l \left(1 - \frac{j}{b}\right)^{m-l}$  for  $l = 1, \dots, m$  and  $\sum_{j=1}^b \binom{b}{j} \left(\frac{1}{n}\right)^j \left(1 - \frac{1}{n}\right)^{b-j} \left(1 - \frac{j}{b}\right)^m$  for  $l = 0$ . WLOG, we consider

$$\begin{aligned} f_X(t) &= \frac{1}{\sqrt{2\pi}\sigma} \sum_{l=0}^m \sum_{j=1}^b \binom{b}{j} \left(\frac{1}{n}\right)^j \left(1 - \frac{1}{n}\right)^{b-j} \binom{m}{l} \left(\frac{j}{b}\right)^l \left(1 - \frac{j}{b}\right)^{m-l} e^{-\frac{(t-l)^2}{2\sigma^2}} + \frac{1}{\sqrt{2\pi}\sigma} \left(1 - \frac{1}{n}\right)^b e^{-\frac{t^2}{2\sigma^2}}, \\ f_{X'}(t) &= \frac{1}{\sqrt{2\pi}\sigma} \sum_{l=0}^m \sum_{j=1}^b \binom{b}{j} \left(\frac{1}{n}\right)^j \left(1 - \frac{1}{n}\right)^{b-j} \binom{m}{l} \left(\frac{j}{b}\right)^l \left(1 - \frac{j}{b}\right)^{m-l} e^{-\frac{(t+l)^2}{2\sigma^2}} + \frac{1}{\sqrt{2\pi}\sigma} \left(1 - \frac{1}{n}\right)^b e^{-\frac{t^2}{2\sigma^2}}, \end{aligned}$$

The privacy loss from outputting  $t$  thus equals to

$$\mathcal{L}_{X/X'}(t) = \log \left( \frac{f_X(t)}{f_{X'}(t)} \right) = \log \left( \frac{\sum_{l=0}^m \sum_{j=1}^b \binom{b}{j} \left(\frac{1}{n}\right)^j \left(1 - \frac{1}{n}\right)^{b-j} \binom{m}{l} \left(\frac{j}{b}\right)^l \left(1 - \frac{j}{b}\right)^{m-l} e^{-\frac{l^2}{2\sigma^2}} e^{\frac{tl}{\sigma^2}} + \left(1 - \frac{1}{n}\right)^b}{\sum_{l=0}^m \sum_{j=1}^b \binom{b}{j} \left(\frac{1}{n}\right)^j \left(1 - \frac{1}{n}\right)^{b-j} \binom{m}{l} \left(\frac{j}{b}\right)^l \left(1 - \frac{j}{b}\right)^{m-l} e^{-\frac{l^2}{2\sigma^2}} e^{-\frac{tl}{\sigma^2}} + \left(1 - \frac{1}{n}\right)^b} \right).$$

Since  $\sum_{j=1}^b \binom{b}{j} \left(\frac{1}{n}\right)^j \left(1 - \frac{1}{n}\right)^{b-j} \binom{m}{l} \left(\frac{j}{b}\right)^l \left(1 - \frac{j}{b}\right)^{m-l} e^{-\frac{l^2}{2\sigma^2}} > 0$  for  $l = 0, \dots, m$ , the numerator in the  $\mathcal{L}_{X/X'}(t)$  formula is a monotonically increasing function of  $t$  and the denominator is a monotonically decreasing function of  $t$ . Therefore,

$$\mathcal{L}_{X/X'}(t) \rightarrow -\infty \text{ as } t \rightarrow -\infty \text{ and } \mathcal{L}_{X/X'}(t) \rightarrow \infty \text{ as } t \rightarrow \infty,$$

implying that the domain of  $\mathcal{L}_{X/X'}(\mathbb{R})$  is  $\mathbb{R}$ .

## S6 Privacy Composition for Subsampled Gaussian Mechanisms with Poisson, WOR, and WR Sampling

Section 6 of [Koskela et al. \(2020\)](#) provides the privacy analysis of the subsampled Gaussian mechanism with the subsampling mechanisms as Poisson, WOR, and WR sampling. We summarize their main results below.

The privacy analysis of Poisson subsampling with both  $\simeq_R$  and  $\simeq_S$  neighboring relations is equivalent to considering

$$\begin{aligned} f_X(t) &= q \frac{1}{\sqrt{2\pi\sigma}} e^{-\frac{(t-1)^2}{2\sigma^2}} + (1-q) \frac{1}{\sqrt{2\pi\sigma}} e^{-\frac{t^2}{2\sigma^2}}, \\ f_{X'}(t) &= \frac{1}{\sqrt{2\pi\sigma}} e^{-\frac{t^2}{2\sigma^2}}. \end{aligned}$$

The privacy loss function then is

$$\mathcal{L}_{X/X'}(t) = \log \left( \frac{f_X(t)}{f_{X'}(t)} \right) = \log \left( q e^{\frac{2t-1}{2\sigma^2}} + (1-q) \right).$$

The domain  $\mathcal{L}_{X/X'}(\mathbb{R}) = (\log(1-q), \infty)$ . The inverse function of  $\mathcal{L}_{X/X'}(t)$  is

$$\mathcal{L}_{X/X'}^{-1}(s) = \sigma^2 \log \left( \frac{e^s - (1-q)}{q} \right) + \frac{1}{2}.$$

The derivative of  $\mathcal{L}_{X/X'}^{-1}(s)$  for Poisson subsampling admits a closed-form:

$$\frac{d}{ds} \mathcal{L}_{X/X'}^{-1}(s) = \frac{\sigma^2 e^s}{e^s - (1-q)}.$$

For WOR with  $\simeq_S$  neighboring relation, it suffices to consider

$$\begin{aligned} f_X(t) &= (m/n) \frac{1}{\sqrt{2\pi\sigma}} e^{-\frac{(t-1)^2}{2\sigma^2}} + (1-m/n) \frac{1}{\sqrt{2\pi\sigma}} e^{-\frac{t^2}{2\sigma^2}}, \\ f_{X'}(t) &= (m/n) \frac{1}{\sqrt{2\pi\sigma}} e^{-\frac{(t+1)^2}{2\sigma^2}} + (1-m/n) \frac{1}{\sqrt{2\pi\sigma}} e^{-\frac{t^2}{2\sigma^2}}. \end{aligned}$$

The privacy loss function is

$$\mathcal{L}_{X/X'}(t) = \log \left( \frac{(m/n) e^{\frac{2t-1}{2\sigma^2}} + (1-m/n)}{(m/n) e^{\frac{-2t-1}{2\sigma^2}} + (1-m/n)} \right).$$

$\mathcal{L}_{X/X'}(\mathbb{R}) = \mathbb{R}$ . The inverse function of  $\mathcal{L}_{X/X'}(t)$  is

$$\mathcal{L}_{X/X'}^{-1}(s) = \sigma^2 \log \left( \left( \frac{n}{2m} e^{\frac{1}{2\sigma^2}} \right) \left( -(1-m/n)(1-e^s) + \sqrt{(1-m/n)^2(1-e^s)^2 + 4((m/n)e^{-\frac{1}{2\sigma^2}})^2 e^s} \right) \right).$$

Though not analytically provided in [Koskela et al. \(2020\)](#), a closed-form formula for the derivative of  $\mathcal{L}_{X/X'}^{-1}(s)$  is also available for WOR, which we derived as follows:

$$\begin{aligned} & \frac{d}{ds} \mathcal{L}_{X/X'}^{-1}(s) \\ &= \sigma^2 \frac{(1 - \frac{m}{n}) e^s \sqrt{(1 - \frac{m}{n})^2 (1 - e^s)^2 + 4((\frac{m}{n}) e^{-\frac{1}{2\sigma^2}})^2 e^s} + (1 - \frac{m}{n})^2 (1 - e^s) (-e^s) + 2((\frac{m}{n}) e^{-\frac{1}{2\sigma^2}})^2 e^s}{-(1 - \frac{m}{n})(1 - e^s) \sqrt{(1 - \frac{m}{n})^2 (1 - e^s)^2 + 4((\frac{m}{n}) e^{-\frac{1}{2\sigma^2}})^2 e^s} + (1 - \frac{m}{n})^2 (1 - e^s)^2 + 4((\frac{m}{n}) e^{-\frac{1}{2\sigma^2}})^2 e^s}. \end{aligned}$$

For WR with  $\simeq_S$  neighboring relation, we consider

$$f_X(t) = \frac{1}{\sqrt{2\pi}\sigma} \sum_{l=0}^m \binom{m}{l} \left(\frac{1}{n}\right)^l \left(1 - \frac{1}{n}\right)^{m-l} e^{-\frac{(t-l)^2}{2\sigma^2}},$$

$$f_{X'}(t) = \frac{1}{\sqrt{2\pi}\sigma} \sum_{l=0}^m \binom{m}{l} \left(\frac{1}{n}\right)^l \left(1 - \frac{1}{n}\right)^{m-l} e^{-\frac{(t+l)^2}{2\sigma^2}}.$$

The privacy loss function is

$$\mathcal{L}_{X/X'}(t) = \log \left( \frac{\sum_{l=0}^m \binom{m}{l} \left(\frac{1}{n}\right)^l \left(1 - \frac{1}{n}\right)^{m-l} e^{-\frac{l^2}{2\sigma^2}} e^{\frac{tl}{\sigma^2}}}{\sum_{l=0}^m \binom{m}{l} \left(\frac{1}{n}\right)^l \left(1 - \frac{1}{n}\right)^{m-l} e^{-\frac{l^2}{2\sigma^2}} e^{-\frac{tl}{\sigma^2}}} \right).$$

$\mathcal{L}_{X/X'}(\mathbb{R}) = \mathbb{R}$ . There are no closed-form formulas for  $\mathcal{L}_{X/X'}^{-1}(s)$  and its derivative  $\frac{d}{ds}\mathcal{L}_{X/X'}^{-1}(s)$  for WR. One needs to solve  $\mathcal{L}_{X/X'}(t) = s$  to find  $\mathcal{L}_{X/X'}^{-1}(s)$ . We use Newton's method to solve  $\mathcal{L}_{X/X'}^{-1}(s)$  and use difference quotient to approximate  $\frac{d}{ds}\mathcal{L}_{X/X'}^{-1}(s)$  numerically.

## S7 Fast Fourier account Algorithm

---

**Algorithm 1** FA algorithm for privacy loss accounting (Koskela et al., 2021)

---

**Input:** privacy loss pdf  $\omega$ , overall privacy loss  $\epsilon > 0$ ; number of compositions  $k$ , convolution truncation bound  $L$ , number of grid points  $r$  (even).

**Output:** an approximated  $\delta(\epsilon)$  and lower and upper bounds where the exact  $\delta(\epsilon)$  resides.

- 1: Calculate grid length  $\Delta x = 2L/r$ ;
  - 2: Set  $s_i = -L + i\Delta x$  for  $i = 0, \dots, r-1$ ;
  - 3: Calculate  $c_i = \Delta x \cdot \omega(s_i)$ ,  $c_i^- = \Delta x \cdot \min_{s \in [s_i, s_{i+1}]} \omega(s)$ , and  $c_i^+ = \Delta x \cdot \max_{s \in [s_i, s_{i+1}]} \omega(s)$  for  $i = 0, \dots, r-1$ ;
  - 4: Set  $\mathbf{c} = (c_0, \dots, c_{r-1})^T$ ,  $\mathbf{c}^- = (c_0^-, \dots, c_{r-1}^-)^T$  and  $\mathbf{c}^+ = (c_0^+, \dots, c_{r-1}^+)^T$ ;  $\mathbf{H} = \begin{pmatrix} \mathbf{0} & \mathbf{I}_{r/2} \\ \mathbf{I}_{r/2} & \mathbf{0} \end{pmatrix}$ , where  $\mathbf{I}_{r/2}$  is the identity matrix of dimension  $r/2$ ;
  - 5: Evaluate  $\mathbf{u} = \mathbf{H}\mathcal{F}^{-1}(\mathcal{F}(\mathbf{H}\mathbf{c})^{\odot k})$ ,  $\mathbf{u}^- = \mathbf{H}\mathcal{F}^{-1}(\mathcal{F}(\mathbf{H}\mathbf{c}^-)^{\odot k})$ ,  $\mathbf{u}^+ = \mathbf{H}\mathcal{F}^{-1}(\mathcal{F}(\mathbf{H}\mathbf{c}^+)^{\odot k})$ , where  $\mathcal{F}$  is the Fourier transform,  $\mathcal{F}^{-1}$  is the inverse Fourier transform, and  $\odot k$  denotes the elementwise product of  $k$  vectors;
  - 6: Determine the starting point of the integral  $i_\epsilon = \min\{i \in [0, r-1] : -L + i\Delta x > \epsilon\}$ .
  - 7: Approximate  $\delta(\epsilon)$  by  $\sum_{j=i_\epsilon}^{r-1} (1 - e^{\epsilon+L-j\Delta x})u_j$  and calculate its lower and upper bounds  $(\delta_L(\epsilon), \delta_U(\epsilon)) = \left( \sum_{j=i_\epsilon}^{r-1} (1 - e^{\epsilon+L-j\Delta x})u_j^-, \sum_{j=i_\epsilon}^{r-1} (1 - e^{\epsilon+L-j\Delta x})u_j^+ \right)$ <sup>11</sup>.
- 

<sup>11</sup> There is an additional term  $1 - (1 - \delta(\infty))^k$  in the formula for  $\delta(\epsilon)$  in Koskela et al. (2021), which is 0 when  $\mathcal{M}$  is Gaussian mechanism (Lemma 11 in Sommer et al. (2018)).



## S8 Privacy Composition for MUST-Subsampled Gaussian Mechanism

We present some numerical privacy loss results as presented in Section 3.3, where MUST is integrated as a subsampling step in a multiple-release procedure such as DP-SGD algorithm or procedures utilizing simultaneous/parallel subsampling that employs Gaussian mechanisms as the base  $\mathcal{M}$ .

In this example, we set the original data size  $n = 10,000$ , the subset size  $m = 200$ ,  $b = m^{0.9} = 118$ , and the scale of the Gaussian mechanism  $\sigma = 4$ . We first obtain  $\mathcal{L}_{X/X'}^{-1}(s)$  following the procedure in Section 3.3 for one application of the subsampled Gaussian mechanism, To numerically approximate the convolution over  $k$  compositions in Theorem 4 via the FA algorithm in Algorithm 1, we need to specify the truncation bound  $L$  and the number of grid points  $r$ . The finer the grid is, the more precise the approximation is but meanwhile the longer the computational time is. We use  $L = 10$  and  $r = 5 \times 10^5$  in this example. The derivative of  $\mathcal{L}_{X/X'}^{-1}(s)$  at each grid point  $s$  is numerically calculated by difference quotient with the grid length  $\Delta x = 2L/r = 4 \times 10^{-5} \approx 0$ ,

$$d\mathcal{L}_{X/X'}^{-1}(s)/ds = \lim_{\Delta x \rightarrow 0} (\mathcal{L}_{X/X'}^{-1}(s + \Delta x) - \mathcal{L}_{X/X'}^{-1}(s))/\Delta x.$$

Finally, we obtain  $\omega_{X/X'}(s)$  per Definition 3 and feed it along with  $L, n, k$  to the FA algorithm to get the privacy profile  $\delta(\epsilon)$ . We present the  $\delta$  values at  $\epsilon = 1$  for  $k = (200, 400, 600, 800, 1000)$ -fold composition in Figure S2. The lower and upper bounds reflect the numerical (approximation) errors of the FA algorithm in the calculated  $\delta$  values and are strict, meaning the exact  $\delta$  falls between the bounds. As expected, the  $\delta$  increases with the number of compositions; in other words, The overall privacy cost accumulates over compositions.

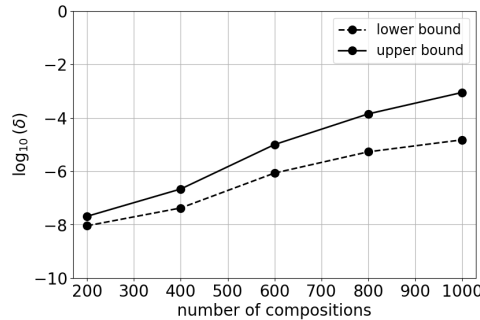


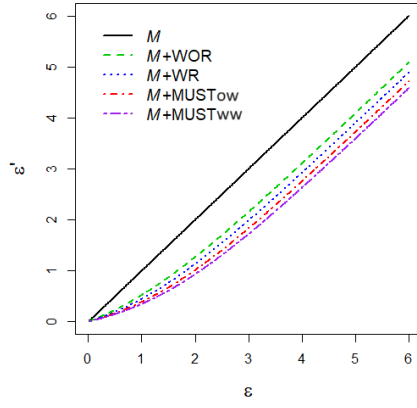
Figure S2: The lower and upper bounds for  $\delta'(\epsilon = 1)$  over  $k$ -fold composition of Gaussian mechanism  $\circ$  MUSTow ( $n = 10,000$ ,  $m = 200$ ,  $b = 118$ ,  $\sigma = 4$ ) calculated via the FA algorithm ( $L = 10, r = 5 \times 10^5$ ). The FA algorithm produced numerical errors in the case of MUSTww.

## S9 Relations of $\epsilon'$ vs $\epsilon$ and of $\delta'$ vs $\delta$

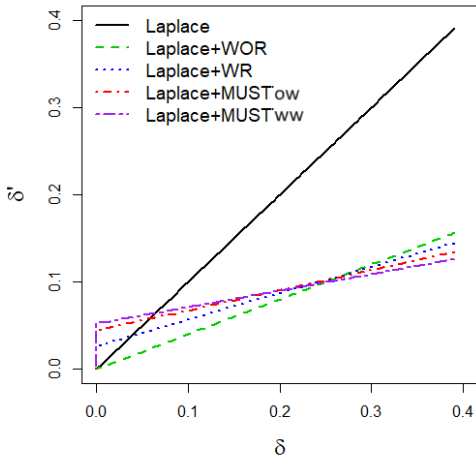
We recommend using the aligned privacy profile plots as presented in Figure 4 to examine the PA effect of a subsampling procedure, for completeness, we still plotted  $\epsilon'$  vs  $\epsilon$  and  $\delta'$  vs  $\delta$  in the same settings as used/specified in Figure 4. **Caution should be to be exercised when reading and interpreting these plots** as focusing on  $\epsilon'$  vs  $\epsilon$  without

considering  $\delta'$  vs  $\delta$  and vice versa can be misleading because both change simultaneously rather than one held at a constant.

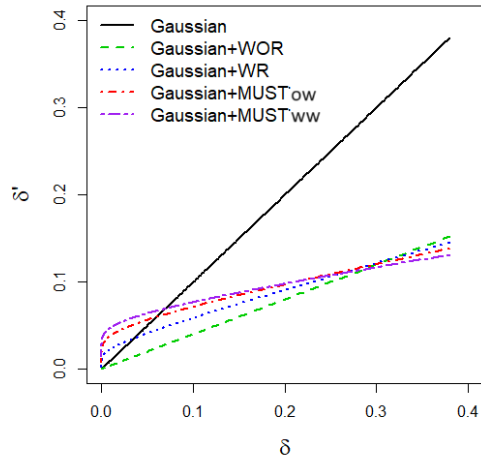
Figure S3(a) depicts the relation between  $\epsilon'$  vs  $\epsilon$  for a general  $\mathcal{M}$ . Figure S3(b) and S3(c) depict the relation between  $\delta'$  vs  $\delta$  for the Laplace and Gaussian mechanisms, respectively. The main findings can be summarized as follows. 1) As expected,  $\epsilon' < \epsilon$  for all five subsampling schemes and MUSTww has the largest PA, followed by MUSTow, WR/MUSTwo, and WOR. The relations among MUSTow, WR, and WOR are as expected per Proposition 7. 2) As noted in Remark 2, only WOR (and Poisson sampling) provides strong PA as both  $\epsilon' < \epsilon$  and  $\delta' < \delta$  whereas WR and MUST yield weak PA with  $\epsilon' < \epsilon$  whereas  $\delta' < \delta$  only for  $\delta > 0.039$  for WR/MUSTwo,  $\delta > 0.058$  for MUSTow, and  $\delta > 0.068$  for MUSTww when the base mechanism is Laplace and  $\delta > 0.036$  for WR/MUSTwo,  $\delta > 0.060$  for MUSTow, and  $\delta > 0.070$  for MUSTww when the base mechanism is Gaussian. 3) The crossovers among the five  $\delta'$  curves occur around  $(\delta, \delta') = (0.25, 0.10)$  when the base mechanism is Laplace and occur around  $(\delta, \delta') = (0.23, 0.10)$  when the base mechanism is Gaussian. For both base mechanisms, before the crossover, the  $\delta'$  value from the smallest to the largest is WOR, MUSTwo/WR, MUSTow, and MUSTww; after the crossover, the order is completely flipped.



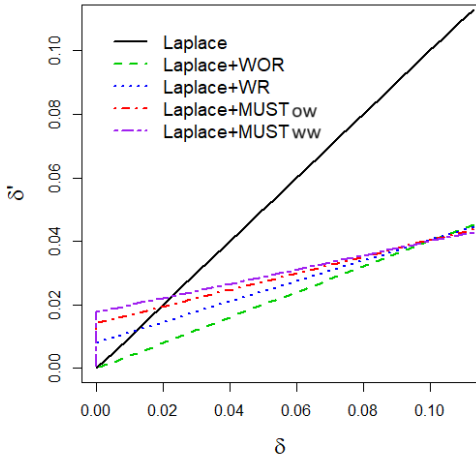
(a)  $\epsilon'$  vs  $\epsilon$ : any base mechanism  $\mathcal{M}$



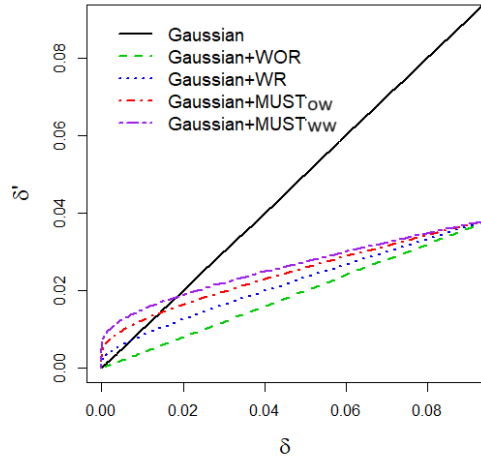
(b)  $\delta'$  vs  $\delta$ : Laplace mechanism  
( $\Delta_1/\sigma = 1$ )



(c)  $\delta'$  vs  $\delta$ : Gaussian mechanism  
( $\Delta_2/\sigma = 1$ )



(d)  $\delta'$  vs  $\delta$ : Laplace mechanism  
( $\Delta_1/\sigma = 0.25$ )



(e)  $\delta'$  vs  $\delta$ : Gaussian mechanism  
( $\Delta_2/\sigma = 0.25$ )

Figure S3:  $\epsilon'$  vs  $\epsilon$  for any base mechanism  $\mathcal{M}$  and  $\delta'$  vs  $\delta$  for the Laplace and Gaussian mechanisms for subsampling schemes WOR (Poisson), WR, MUSTow and MUSTww when  $n = 1000$ ,  $m = 400$ , and  $b = 500$

## S10 Examples of PA of $\mathcal{S} \circ \mathcal{M}$

Table S1: Examples of PA of  $\mathcal{S} \circ \mathcal{M}$ , where  $\mathcal{M}$  is the Laplace and Gaussian mechanisms and  $\mathcal{S}$  is WR, WOR (Poisson), and MUST ( $n = 1000, m = 400, b = 500$ )

$\mathcal{M} \circ \mathcal{S}$	$(\epsilon, \delta)$ for $\mathcal{M}$ and $(\epsilon', \delta')$ for $\mathcal{M} \circ \mathcal{S}$					
	$\Delta/\sigma = 0.25$					
Laplace	0.050, 0.095	0.500, 0	1.000, 0	2.000, 0	3.000, 0	4.500, 0
o WOR	0.020, 0.038	0.231, 0	0.523, 0	1.269, 0	2.156, 0	3.600, 0
o WR	0.017, 0.039	0.194, 0.001	0.449, $7.47 \times 10^{-6}$	1.134, $5.65 \times 10^{-11}$	1.987, $7.44 \times 10^{-17}$	$3.413, 1.22 \times 10^{-26}$
o MUSTow	0.014, 0.039	0.164, 0.003	0.388, $9.18 \times 10^{-5}$	1.015, $1.06 \times 10^{-8}$	1.834, $2.18 \times 10^{-13}$	$3.240, 2.26 \times 10^{-21}$
o MUSTww	0.012, 0.039	0.145, 0.006	0.346, $6.07 \times 10^{-4}$	0.932, $4.05 \times 10^{-6}$	1.722, $1.84 \times 10^{-8}$	$3.111, 3.44 \times 10^{-12}$
Gaussian	0.050, 0.078	0.500, 0.003	1.000, $2.92 \times 10^{-6}$	2.000, $5.09 \times 10^{-17}$	3.000, $1.62 \times 10^{-34}$	$4.500, 1.27 \times 10^{-73}$
o WOR	0.020, 0.031	0.231, 0.001	0.523, $1.17 \times 10^{-6}$	1.269, $2.04 \times 10^{-17}$	2.156, $6.50 \times 10^{-35}$	$3.600, 5.06 \times 10^{-74}$
o WR	0.017, 0.033	0.194, 0.005	0.449, 0.001	1.134, $3.59 \times 10^{-5}$	1.987, $2.17 \times 10^{-6}$	$3.413, 4.64 \times 10^{-8}$
o MUSTow	0.014, 0.034	0.164, 0.008	0.388, 0.002	1.015, $1.79 \times 10^{-4}$	1.834, $1.89 \times 10^{-5}$	$3.240, 8.28 \times 10^{-7}$
o MUSTww	0.012, 0.034	0.145, 0.011	0.346, 0.004	0.932, $6.21 \times 10^{-4}$	1.722, $1.31 \times 10^{-4}$	$3.111, 1.66 \times 10^{-5}$
	$\Delta/\sigma = 1$					
Laplace	0.050, 0.378	0.500, 0.221	1.000, 0	2.000, 0	3.000, 0	4.500, 0
o WOR	0.020, 0.151	0.231, 0.088	0.523, 0	1.269, 0	2.156, 0	3.600, 0
o WR	0.017, 0.141	0.194, 0.093	0.449, 0.026	1.134, 0.003	1.987, $3.17 \times 10^{-4}$	$3.413, 1.45 \times 10^{-5}$
o MUSTow	0.014, 0.132	0.164, 0.095	0.388, 0.044	1.015, 0.010	1.834, 0.002	$3.240, 1.83 \times 10^{-4}$
o MUSTww	0.012, 0.123	0.145, 0.094	0.346, 0.052	0.932, 0.018	1.722, 0.006	3.111, 0.001
Gaussian	0.050, 0.368	0.500, 0.238	1.000, 0.127	2.000, 0.021	3.000, 0.002	$4.500, 5.87 \times 10^{-6}$
o WOR	0.020, 0.147	0.231, 0.095	0.523, 0.051	1.269, 0.008	2.156, $6.15 \times 10^{-4}$	$3.600, 2.35 \times 10^{-6}$
o WR	0.017, 0.142	0.194, 0.103	0.449, 0.068	1.134, 0.029	1.987, 0.015	3.413, 0.006
o MUSTow	0.014, 0.136	0.164, 0.106	0.388, 0.079	1.015, 0.045	1.834, 0.028	3.240, 0.015
o MUSTww	0.012, 0.123	0.145, 0.094	0.346, 0.052	0.932, 0.018	1.722, 0.006	3.111, 0.001

## S11 Differentially private stochastic gradient descent algorithm in utility experiments 2 and 3

---

**Algorithm 2** differentially private stochastic gradient descent algorithm in utility experiments 2 and 3 with overall privacy loss calculation via the FA Algorithm

---

**Input:** Training data  $X = \{\mathbf{x}_1, \dots, \mathbf{x}_n\}$ , loss function  $l(\boldsymbol{\beta}) = \sum_{i=1}^n l(\boldsymbol{\beta}, \mathbf{x}_i)$ , subsampling scheme  $\mathcal{S}$  (a 2-step MUST, Poisson, WR, WOR), subsampling hyperparameters ( $m, b$  for MUST;  $m$  for WO and WOR;  $\gamma$  for Poisson sampling), per-iteration privacy loss  $\epsilon'$  (after subsampling) and  $\delta$  (before subsampling), overall privacy budget  $\epsilon_c$ , number of iterations  $T$ , gradient clipping bound  $C$ , learning rate at iteration  $t$   $\eta_t$  ( $t = 1, \dots, T$ ), convolution truncation bound  $L$  and number of grid points  $r$  for the the FA algorithm

**Output:** privacy-preserving parameter estimate  $\hat{\boldsymbol{\beta}}^*$ ; the overall  $\delta_c(\epsilon_c)$  with lower and upper bounds  $(\delta_{c,L}, \delta_{c,R})$ .

- 1: Calculate the per-query privacy loss  $\epsilon$  before PA given  $\epsilon'$  using the results in Theorems 5 and 7;
  - 2: Calculate the scale of the base Gaussian mechanism  $\mathcal{M}$  of  $(\epsilon, \delta)$ -DP for gradient sensitization  $\sigma = C\sqrt{2\log(1.25/\delta)/(n\epsilon)}$ ;
  - 3: Initialize  $\boldsymbol{\beta}_0$ ;
  - 4: **for**  $t = 1$  to  $T$  **do**
  - 5:     Take a random subsample  $Y$  via  $\mathcal{S}$ ;
  - 6:     **for**  $i = 1$  to  $|Y|$  **do**
  - 7:         Compute the gradient  $g_t(\mathbf{x}_i) = \nabla_{\boldsymbol{\beta}_t} l(\boldsymbol{\beta}_t, \mathbf{x}_i)$ ;
  - 8:         Clip the gradient  $\bar{g}_t(\mathbf{x}_i) = g_t(\mathbf{x}_i) / \max(1, \|g_t(\mathbf{x}_i)\|_2/C)$ .
  - 9:     **end for**
  - 10:     Add Gaussian noise to the gradient  $\tilde{g}_t = |Y|^{-1}(\sum_{i=1}^{|Y|} \bar{g}_t(\mathbf{x}_i) + (|Y|/m)\mathcal{N}(0, (m\sigma)^2\mathbf{I}))$ .
  - 11:     Update parameter  $\boldsymbol{\beta}_{t+1} = \boldsymbol{\beta}_t - \eta_t \tilde{g}_t$ .
  - 12: **end for**
  - 13:  $\hat{\boldsymbol{\beta}}^* \leftarrow \boldsymbol{\beta}_T$
  - 14: Calculate  $\delta_c(\epsilon_c)$  and its lower and upper bounds  $(\delta_{c,L}, \delta_{c,R})$  using Algorithm 1 with input  $\epsilon = \epsilon_c, k = T, L = L, r = r$  and privacy loss pdf  $\omega_{X/X'}(s) = f_X(\mathcal{L}_{X/X'}^{-1}(s))d\mathcal{L}_{X/X'}^{-1}(s)/ds$  over  $s \in \mathcal{L}_{X/X'}(\mathbb{R})$  ( $f_X(\cdot)$  and  $\mathcal{L}_{X/X'}(s)$  vary by  $\mathcal{S}$ ).
  - 15: **Return**  $\hat{\boldsymbol{\beta}}^*$ ,  $\delta_c(\epsilon_c)$ , and  $(\delta_{c,L}, \delta_{c,R})$ .
- 

## S12 Implementation details in the experiments

**Section IV.A: Privacy Amplification Comparison.** We calculate  $\epsilon'$  for a range of  $\epsilon$  values  $\in (0, 6)$  based on Table 1 and the  $\delta_j$  and  $\delta_u$  terms in the  $\delta'$  formulas for WR and MUST using Theorem 1. Specifically, we plug  $\theta = j\Delta_p$  and  $\theta = u\Delta_p$  for  $p = 1, 2$  in the formulas to calculate  $\delta_j$  and  $\delta_u$ , respectively.

**Section IV.B: Utility Analysis.** In each deployment of the subsampled Gaussian mechanism, we pre-specify the same  $\epsilon'$ , the per-query privacy loss after PA by subsampling, for all subsampling procedures. We then back-calculate the corresponding privacy loss before subsampling  $\epsilon$  via the relation  $e^{\epsilon'} = 1 + \eta(e^\epsilon - 1)$ . Since the PA effect is different across subsampling procedures,  $\epsilon$  back-calculated from the same  $\epsilon'$  is different

for WR, WOR, Poisson, MUSTow, and MUSTww. Fixing  $\delta$  before subsampling at  $1/n$  for each DP application, we can calculate the standard deviation (SD)  $\sigma$  of the noise in the base Gaussian mechanism of  $(\epsilon, \delta)$ -DP using the privacy profile relations in Theorem 1. Since  $\epsilon$  is different across the subsampling procedures, so is  $\sigma^2$ . The stronger the PA effect a subsampling procedure has, the smaller  $\sigma^2$  will be needed for the base Gaussian mechanism to yield the same  $\epsilon'$  after being composited with the base mechanism.

*In Utility experiment 1*,  $\Delta_2$  is  $(U - L)/n$  for the sample mean and  $(U - L)^2/n$  for the sample variance, where  $U$  and  $L$  are the global upper and lower bounds of the data. We use  $[L, U] = [-4, 4]$  where  $> 99.99\%$  of data points generated from  $\mathcal{N}(0, 1)$  would fall within.

*In utility experiment 3 with the adult data*, the 11 features in the logistic regression model included (age, workclass, fnlwgt, educational number, marital status, race, gender, capital gain, capital loss, hours per week, occupation). Three attributes relationship, education, and native country were not used since relationship is highly correlated with gender, education number contains similar information to the education variable. The attribute occupation has many detailed categories and we collapsed them into four categories (“Professional”, “Office Staff”, “Worker”, and “Other Service”); similarly for workclass (combined into two categories “Private” and “Others”), marital status (“married” vs “not-married”), and race (“White” vs “Others”). We normalized each variable to be within  $[0, 1]$  by dividing each with its respective maximum (each variable is non-negative in the dataset) for model training. The logistic regression model contains 14 parameters in total.

In this experiment, we also calculate the overall privacy loss  $\delta(\epsilon_c)$  at  $\epsilon_c = 2$  in the five  $\mathcal{S} \circ \mathcal{M}$  procedures for the DP-SGD algorithm after 1000 iterations using the FFA algorithm with  $L = 6, r = 3 \times 10^5, k = 1, 000$  for all the subsampling schemes except for WR, where  $r = 3 \times 10^5$  led to numerical error and  $r = 2 \times 10^5$  was used instead.

*In Utility experiment 3 with the MNIST data*, the employed neural network architecture contains two fully connected hidden layers. The first layer maps the flattened 784-dimensional input (from  $28 \times 28$  pixel images) to a hidden layer with 128 nodes via a ReLU activation function, and the second hidden layer that connects with 10 output outputs also contains 128 nodes. The output of the network is passed through a logarithmic softmax function to compute a normalized output distribution over the classes for classification tasks. The neural network contains 17,802 parameters in total.

## S13 Additional Experiment Results in Section IV.B

In the adult experiment, we also calculate the range  $(\delta_{c,L}, \delta_{c,U})$  for  $\delta_c$ . It is  $(0, 4.17 \times 10^{-6}), (0, 3.79 \times 10^{-7}), (0, 1.28 \times 10^{-6}), (0, 8.49 \times 10^{-6}), (0, 1.37 \times 10^{-5})$  for Poisson, WOR, WR, MUSTow, and MUSTww, respectively. Though there are numerical differences across different subsampling procedures, the  $\delta_c$  values themselves are small enough to make the difference practically ignorable from a privacy perspective. In fact, the upper bound of  $\delta_c$  at  $\epsilon_c = 2$  in every subsampling method was below  $1/n \approx 3.2 \times 10^{-5}$ .



Table S2: Bias and RMSE of PP parameter estimates  $\hat{\beta}^* = (\hat{\beta}_0^*, \hat{\beta}_1^*, \hat{\beta}_2^*)$  over 200 simulated datasets in utility experiment 2 in Section IV.B

$\mathcal{S}$	Bias	RMSE		
		$\epsilon' = 0.01$		
Poisson	-0.0024, 0.0029, 0.0004	0.044, 0.044, 0.042		
WOR	0.0002, 0.0023, -0.0001	0.040, 0.043, 0.041		
WR	0.0011, -0.0001, 0.0043	0.039, 0.042, 0.043		
MUSTow	0.0008, 0.0046, -0.0036	0.038, 0.043, 0.042		
MUSTww	0.0035, 0.0012, -0.0006	0.041, 0.042, 0.044		
		$\epsilon' = 0.001$		
Poisson	-0.0038, -0.0055, -0.0122	0.152, 0.174, 0.168		
WOR	-0.0059, 0.0028, -0.0068	0.150, 0.164, 0.159		
WR	0.0061, -0.0082, -0.0200	0.142, 0.164, 0.156		
MUSTow	0.0010, -0.0078, -0.0023	0.107, 0.125, 0.125		
MUSTww	0.0175, -0.0144, 0.0018	0.106, 0.125, 0.120		

True parameter  $\beta_0, \beta_1, \beta_2 = 1, 0.5, 0.2$ ; for non-private Poisson, bias = (0.006, 0.001, 0.001); RMSE = (0.037, 0.034, 0.038).  
The results for MUSTwo are similar to WR, as expected, except for some numerical difference due to Monte Carlo errors.

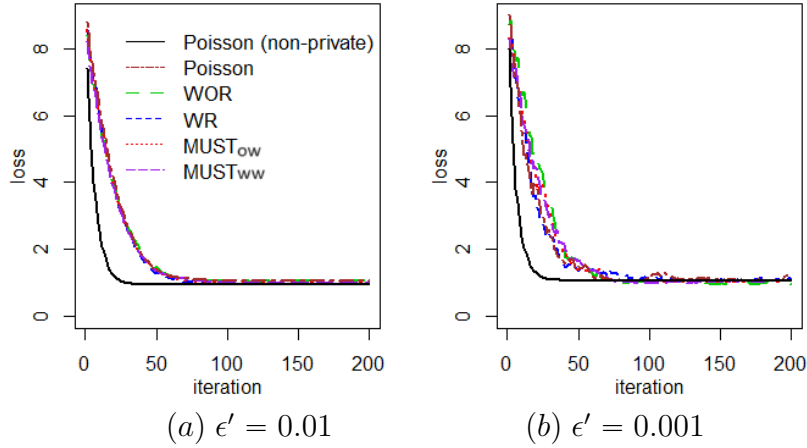


Figure S4: Training loss for linear regression using DP-SGD in a single dataset in utility experiment 2 in Section IV.B

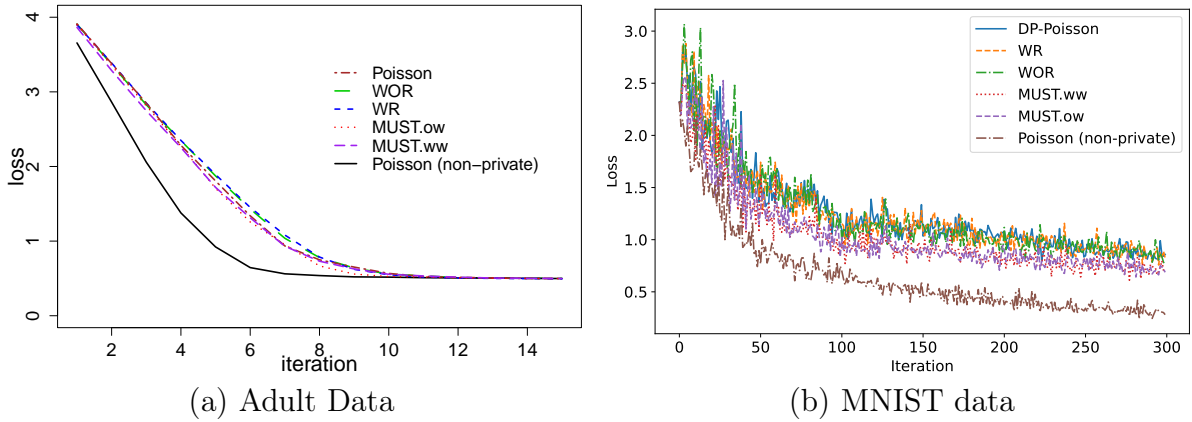


Figure S5: Training loss of the logistic regression in Utility experiment 3 in Section IV.B

## S14 Computational complexity of R functions `sample` and `rbinom`

When sampling without replacement, each element is drawn from the remaining pool, which decreases in size after each selection. The algorithm is essentially a shuffle and draw process. The time complexity of `sample(x, m, replace = F)` for sampling  $m$  elements without replacement from a set of size  $n$  is  $O(n)$  as the algorithm shuffles an array  $x$  in  $O(n)$  time before selecting the first  $m$  elements. This complexity is independent of  $m$ , meaning that even if you're sampling only a few elements ( $k \ll n$ ), the entire vector is still shuffled first. In the case of sampling with replacement, each element is selected independently, with the full set available for each draw. That is, generating a sample of size  $m$  requires  $m$  independent random selections, each taking constant time. The time complexity of `sample(x, m, replace = T)` for is  $O(m)$ . For Poisson sampling, which often refers to sampling each element independently with the same probability  $\gamma$  in the PA literature we apply `rbinom(n, 1, prob=γ)` in R to draw sample from Bernoulli( $\gamma$ ) and its time complexity is  $O(n)$ .