

Josephson diode effect in junctions of superconductors with band asymmetric metals

Abhiram Soori*

School of Physics, University of Hyderabad, Prof. C. R. Rao Road, Gachibowli, Hyderabad-500046, India

At interfaces connecting two superconductors (SCs) separated by a metallic layer, an electric current is induced when there is a disparity in the phases of the two superconductors. We elucidate this phenomenon based on the weights of the Andreev bound states associated with the states carrying current in forward and reverse directions. Typically, current phase relation (CPR) in Josephson junctions is an odd function. When time reversal and inversion symmetries are broken at the junction, CPR ceases to be an odd function and the system may exhibit Josephson diode effect. This phenomenon has been studied in spin orbit coupled systems under an external Zeeman field wherein the magnetochiral anisotropy is responsible for the Josephson diode effect. Recently introduced the band asymmetric metal (BAM) model presents a novel avenue, featuring an asymmetric band structure. We investigate DC Josephson effect in SC-BAM-SC junctions and find that band asymmetry can lead to Josephson diode effect and anomalous Josephson effect. We explain the mechanism behind these effects based on interference of plane wave modes within the Bogoliubov de-Genne formalism. We calculate diode effect coefficient for different values of the parameters.

I. INTRODUCTION

A metallic or a thin insulating material connecting two superconductors can carry an equilibrium current when a difference in the phases of the two superconductors is maintained. This phenomenon is known as dc Josephson effect¹. Bound states emerging within the superconducting gap transport a Josephson current when subjected to a phase bias^{2,3}. Most often, current phase relation (CPR) of a Josephson junction is an odd function and the Josephson current is proportional to $\sin \phi$, where ϕ is the superconducting phase difference. Superconductors in proximity with ferromagnetic materials open up the possibility of nontrivial triplet correlations⁴⁻⁸ which leads to harmonics other than $\sin \phi$ such as $\cos \phi$ giving rise to nonzero Josephson current at zero phase bias known as anomalous Josephson effect. Also, junctions between *s*-wave superconductor and spin-triplet superconductor, and Josephson junctions with magnetic interface on topological insulators exhibit this effect^{9,10}. Interestingly, the supercurrent in Josephson junctions with magnetic elements can be used to manipulate the magnetic moments¹¹.

When time reversal (\mathcal{TR}) and inversion (\mathcal{I}) symmetries are broken at the junction, CPR can change in a way that the maximum and minimum values of the Josephson current $J(\phi)$ as the phase bias is varied do not add up to zero. This phenomenon is known as Josephson diode effect. Under \mathcal{TR} symmetry, the phase bias $\phi \rightarrow -\phi$, which implies that if the junction is \mathcal{TR} symmetric, $J(-\phi) = -J(\phi)$. Also under \mathcal{I} , $\phi \rightarrow -\phi$, which implies that if the junction is invariant under \mathcal{I} , $J(-\phi) = -J(\phi)$. This explains the reason why the junction needs to break \mathcal{TR} and \mathcal{I} for the Josephson diode effect to appear. In the expression for the Josephson current $J(\phi)$, contribution from terms proportional to $\sin \phi$, $\cos \phi$ and $\sin 2\phi$ with same order of magnitude is necessary to get the diode effect¹². The last few years have witnessed a flurry of activities in superconducting- and Josephson- diode effects¹³⁻²⁵. One way in which \mathcal{I}

and \mathcal{TR} symmetries are broken to achieve diode effect is magnetochiral anisotropy, wherein a Zeeman field is applied on a spin orbit coupled material^{25,26}. In this method, the velocities of the left- and the right- movers at the Fermi energy have different magnitude. In a recent experiment¹⁵, the authors reported superconducting diode effect rooted in magnetochiral anisotropy. In another experiment¹⁸, Josephson diode effect in absence of a magnetic field was reported, hinting at mechanisms other than magnetochiral anisotropy. This was followed by an experiment²³ that reported superconducting diode effect at magnetic fields as low as 1 Oe.

Recently, a new model for a metallic system termed band asymmetric metal (BAM) was introduced²⁷. In such systems, the dispersion is asymmetric and the velocities of the left- and the right- movers have different magnitudes at any given energy. In this model, \mathcal{TR} and \mathcal{I} symmetries are broken by a complex next-nearest hopping amplitude on top of a nearest neighbor hopping in a one-dimensional lattice. It has been found that the localization due to disorder is suppressed by asymmetry in the band. BAM when proximitised with a superconductor is known to exhibit superconducting diode effect²⁸.

In this work, we study Josephson effect in SC-BAM-SC junctions, taking the model for BAM introduced in ref²⁷. First, we comprehend Josephson effect in SC-metal-SC based on the currents carried by the Andreev states when the central metal has symmetric bands. We then show that when the dispersion of the central metal is asymmetric, the Josephson diode effect shows up. The reason for the Josephson diode effect is rooted in the fact that the phases picked up by the Andreev states between the two SCs carrying currents in the forward and the reverse directions are different in magnitude. Our work is closely related to the Josephson diode effect due to magnetochiral anisotropy since the mechanisms in the two are essentially the same in spirit.

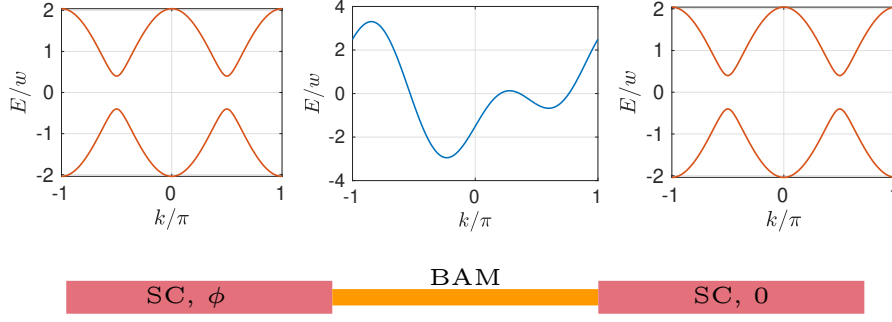


FIG. 1. Schematic diagram of SC-BAM-SC junction, with the respective dispersions on the top. For BAM, only the electron band is shown.

II. CALCULATION

To enable a numerically exact calculation, we describe the system on a finite one-dimensional lattice. The system under study is depicted in Fig. 1. The Hamiltonian for SC-BAM-SC is:

$$H = H_L + H_{LB} + H_B + H_{BR} + H_R,$$

where

$$\begin{aligned}
 H_L &= -w \sum_{n=1}^{L_S-1} [\Psi_{n+1}^\dagger \tau_z \Psi_n + \text{h.c.}] \\
 &\quad - \mu_s \sum_{n=1}^{L_S} \Psi_n^\dagger \tau_z \Psi_n + \Delta \sum_{n=1}^{L_S} \Psi_n^\dagger (\cos \phi \tau_x + \sin \phi \tau_y) \Psi_n, \\
 H_{LB} &= -w_J \Psi_{L_S+1}^\dagger \tau_z \Psi_{L_S}, \\
 H_B &= -w \sum_{n=L_S+1}^{L_{SB}-1} [\Psi_{n+1}^\dagger \tau_z \Psi_n + \text{h.c.}] - \mu_b \sum_{n=L_S+1}^{L_{SB}} \Psi_n^\dagger \tau_z \Psi_n \\
 &\quad - w' \sum_{n=L_S+1}^{L_{SB}-2} [\Psi_{n+2}^\dagger \tau_z e^{i\theta \tau_z} \Psi_n + \text{h.c.}], \\
 H_{BR} &= -w_J \Psi_{L_{SB}+1}^\dagger \tau_z \Psi_{L_{SB}}, \\
 H_R &= -w \sum_{n=L_{SB}+1}^{L_{SBS}-1} [\Psi_{n+1}^\dagger \tau_z \Psi_n + \text{h.c.}] \\
 &\quad - \mu_s \sum_{n=L_{SB}+1}^{L_{SBS}} \Psi_n^\dagger \tau_z \Psi_n + \Delta \sum_{n=L_{SB}+1}^{L_{SBS}} \Psi_n^\dagger \tau_x \Psi_n,
 \end{aligned} \tag{1}$$

where $L_{SB} = L_S + L_B$, $L_{SBS} = 2L_S + L_B$, the superconductors on the left and the right have L_S sites, band asymmetric metal at the center has L_B sites, $\Psi_n = [c_{\uparrow,n}, c_{\downarrow,n}, -c_{\downarrow,n}^\dagger, c_{\uparrow,n}^\dagger]^T$, $c_{\sigma,n}$ is annihilation operator

for an electron with spin σ at site n , $\tau_{x,y,z}$ are Pauli spin matrices acting on the particle-hole sector and w is the nearest-neighbor hopping amplitude in the superconductors and the band asymmetric metal. $w' e^{i\theta}$ is the next-nearest-neighbor hopping amplitude in band asymmetric metal, μ_s (μ_b) is the chemical potential in superconductor (band asymmetric metal) and w_J is the hopping amplitude that connects the superconductors to band asymmetric metal.

Bound states within the superconducting gap carry Josephson current at the junction between two semi-infinite superconductors². Since we have taken the superconductors to be finite, we need to calculate the Josephson current by taking into account the current contributions from all the occupied states²⁹. The charge current is conserved in the band asymmetric metal region and hence the charge current operator can be written as $\hat{J} = -ie w_J (\Psi_{L_S+1}^\dagger \Psi_{L_S} - \text{h.c.}) / \hbar$. The eigenstates and eigenenergies of the Hamiltonian ($|u_j\rangle, E_j$)'s can be calculated numerically exactly for each ϕ . The Josephson current is then given by

$$J(\phi) = \sum_{j, E_j < 0} \langle u_j | \hat{J} | u_j \rangle \tag{2}$$

The diode effect coefficient is defined as $\gamma = 2(J_{max} + J_{min}) / (J_{max} - J_{min})$, where J_{max} (J_{min}) is the maximum (minimum) value of the Josephson current in CPR.

The dispersion of the central metallic region is $E = \mp [2w \cos k + 2w' \cos(\pm 2k + \theta) + \mu_b]$ for electron/hole bands. The bands are symmetric either when $w' = 0$ or when $\theta = 0, \pi$. The bands are asymmetric when $\theta \neq 0, \pi$ and $w' \neq 0$. In Fig. 1, the dispersion for the electron band of BAM is shown in the central panel on top for $w' = 0.8w, \theta = 0.6\pi, \mu_b = 0$.

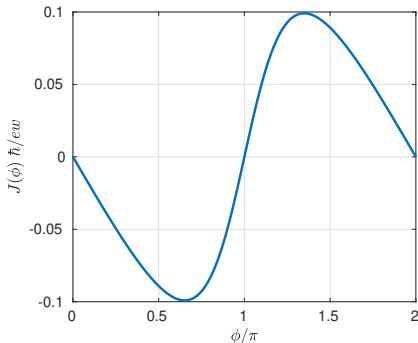


FIG. 2. CPR of SC-metal-SC junction. The band of the central metal is symmetric. The current $J_{PW}(\phi)$ calculated from eq. (3) matches well with $J(\phi)$ and the two curves fall on top of each other. Parameters: $\mu_s = -w$, $\Delta = 0.4w$, $L_S = L_B = 10$, $w_J = 0.9w$, $\mu_b = 0$ and $w' = 0$.

III. JOSEPHSON EFFECT WITH BAND SYMMETRIC NORMAL METAL

Here, we elucidate on how the Josephson effect manifests in the system in absence of band asymmetry by choosing $w' = 0$. CPR is plotted in Fig. 2 for the choice of parameters: $\mu_s = -w$, $\Delta = 0.4w$, $L_S = L_B = 10$, $w_J = 0.9w$, $\mu_b = 0$. The reason behind ‘why there is a nonzero supercurrent between SCs under phase bias’ can be understood by the following argument. Let us consider an Andreev bound state at energy E_l . The electron and hole plane wave states with wave numbers $\pm k_{e,l} = \pm \cos^{-1}[-(\mu_b + E_l)/2w]$ and $\pm k_{h,l} = \pm \cos^{-1}[-(\mu_b - E_l)/2w]$ make up the Andreev bound state at energy E_l in the metallic region. Let the wave function corresponding to this Andreev bound state be $|\psi_l\rangle = \sum_{j=1}^{L_{SB}} \sum_{\sigma} (\psi_{e,j,\sigma} |e, j, \sigma\rangle + \psi_{h,j,\sigma} |h, j, \sigma\rangle)$, where $|e, j, \sigma\rangle$ ($|h, j, \sigma\rangle$) corresponds to an electron (hole) of spin σ at site j . The wave function corresponding to a right (left) moving electron in the central metal is $\sum_{j=L_S+1}^{L_{SB}} e^{ik_{e,l}j} |e, j, \sigma\rangle$ ($\sum_{j=L_S+1}^{L_{SB}} e^{-ik_{e,l}j} |e, j, \sigma\rangle$). The overlap of the state $|\psi_l\rangle$ with a right moving (left moving) σ -spin electron plane wave in the central metal is $O_{l,\sigma,e,R} = \sum_{j=L_S+1}^{L_{SB}} e^{-ik_{e,l}j} \psi_{e,j,\sigma}/L_B$ ($O_{l,\sigma,e,L} = \sum_{j=L_S+1}^{L_{SB}} e^{ik_{e,l}j} \psi_{e,j,\sigma}/L_B$). These two overlaps have different magnitudes. This means that the left moving electrons and the right moving electrons carry currents of different magnitudes. Further, the overlap of left moving (right moving) σ -spin hole $O_{l,\sigma,h,L} = \sum_{j=L_S+1}^{L_{SB}} e^{-ik_{h,l}j} \psi_{h,j,\sigma}/L_B$ ($O_{l,\sigma,h,R} = \sum_{j=L_S+1}^{L_{SB}} e^{ik_{h,l}j} \psi_{h,j,\sigma}/L_B$) has the property that: $|O_{l,\sigma,e,R}|^2 \sin k_{e,l} = |O_{l,\bar{\sigma},h,L}|^2 \sin k_{h,l}$ and $|O_{l,\sigma,e,L}|^2 \sin k_{e,l} = |O_{l,\bar{\sigma},h,R}|^2 \sin k_{h,l}$, where $\bar{\sigma}$ is the spin opposite to σ . This means that the right (left) moving electron and left (right) moving hole carry equal currents. However, the currents carried in the forward- and the backward- directions are not the same in magnitude un-

der a phase bias, resulting in a net Josephson current. The Andreev processes for currents in the reverse and the forward directions are shown in Fig. 3(a,b). The current contribution from the plane wave modes in the metal can be written as

$$J_{PW}(\phi) = \frac{2ew}{\hbar} \sum_{l,*} \sum_{\sigma} [(|O_{l,\sigma,e,R}|^2 - |O_{l,\sigma,e,L}|^2) \sin k_{e,l} + (|O_{l,\sigma,h,L}|^2 - |O_{l,\sigma,h,R}|^2) \sin k_{h,l}], \quad (3)$$

where $\sum_{l,*}$ means that the summation is done over the states which obey the condition $(-2w - \mu_b) < E_l < 0$. For this range of energies, the states have plane wave nature in the central metallic region. We numerically find that the values of the currents $J(\phi)$ and $J_{PW}(\phi)$ agree well. It is possible that there are states outside this energy range, but their contribution to the current is significantly lower.

IV. JOSEPHSON EFFECT WITH BAND ASYMMETRY IN THE METALLIC REGION

In this section, we study Josephson effect when the band asymmetry in the central metallic region between the superconductors is turned on by choosing $w' = 0.8$, $\theta = 0.6\pi$. Other parameters are the same as in the previous section. We show CPR in Fig. 3(c), and the dependence of the energy level closest to zero energy on the phase bias ϕ in Fig. 3(d). We find that the Josephson diode effect and an anomalous current show up when the band asymmetry is turned on. Also, the E versus ϕ curve becomes asymmetric when the band asymmetry is switched on, as can be seen in Fig. 3(d).

To gain insight into the mechanism by which the diode effect manifests, we analyze the electron and hole dispersions in the central BAM. Specifically, we examine the phases acquired by the processes carrying currents in both the forward and the reverse directions. We zoom in the dispersions in the energy range $(0, 0.2w)$ inside the superconducting gap [which is $(-0.4w, 0.4w)$] in Fig. 3(e). We select the energy $E = 0.1w$ for the analysis. The wave numbers for the right moving electrons and left moving holes are $(0.7756, 0.2449)\pi$ and $(-0.3933, 0.5246)\pi$. This means that the total phase picked up by the plane wave in one round of back-and-forth traversal is $0.8892\pi L_b$ for the state carrying current in the forward direction. On the other hand, the wave numbers for the left moving electrons and right moving holes are $(-0.5369, 0.3165)\pi$ and $(-0.1803, -0.751)\pi$ respectively. This implies that the total phase picked up by the plane wave in one back-and-forth travel is $0.7109\pi L_b$. It is evident that the phases picked up by the states carrying currents in the forward and reverse directions are not the same in magnitude. The phases picked up determine the energy of the Andreev states. Hence, the currents in the forward and the backward directions under opposite phase biases are not the same in magnitude, leading to diode effect. Also, under zero phase bias, current in one direction is favored

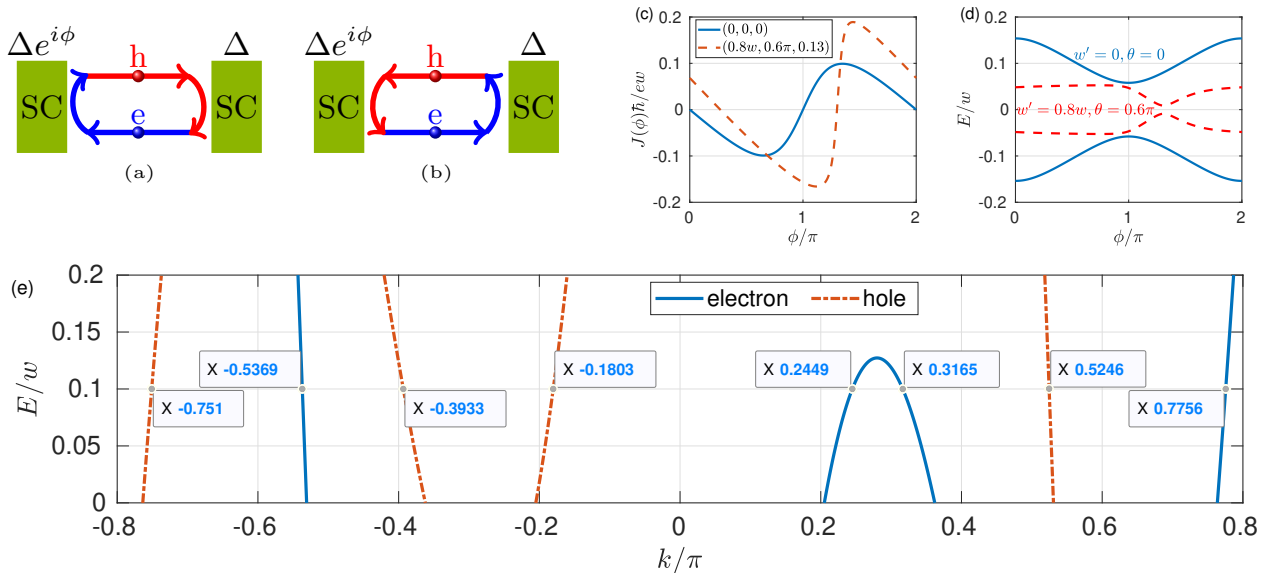


FIG. 3. (a & b) Schematic of the two processes that carry current from one superconductor to the other under a phase bias ϕ . In each of the diagrams above, the currents carried by the electron and hole are equal. But the currents carried by the processes in (a) and (b) are different in magnitude under a phase bias, leading to a net Josephson current. (c) CPR for the system described by the Hamiltonian in eq. (1). The two curves are for different values of (w', θ) . The values of (w', θ, γ) are shown for each curve in the legend. When the band of central metal is asymmetric ($w' = 0.8w, \phi = 0.6\pi$), the Josephson diode effect shows up. (d) Energy of the states closest to zero energy versus the phase bias ϕ . Asymmetry shows up in this curve when the band of the central metal is asymmetric. (e) The dispersions for the central band asymmetric metal zoomed in. The data points at energy $0.1w$ are chosen for the analysis. x -coordinates of all the points at energy $E = 0.1w$ are shown. Parameters: $\mu_s = -w$, $\Delta = 0.4w$, $L_S = L_B = 10$, $w_J = 0.9w$, $\mu_b = 0$.

over the other, resulting in an anomalous current. For $\theta = \pi/2$ (along with $\mu_b = 0$), the phases picked up for current carrying states in the forward and reverse directions are equal in magnitude. This nullifies the diode effect for this case, even though the band of the central metallic region is asymmetric. Hence, the band asymmetry of the central metallic region is a necessary condition for Josephson diode effect rather than a sufficient condition.

In Fig. 4, we show the dependence of diode effect coefficient on the parameters w' and θ of the band asymmetric metal. We find that the diode effect coefficient is not a monotonic function of w' at a fixed θ from Fig. 4(a). We also find that for $\theta = \pi/2, 3\pi/2$ and $\mu_b = 0$, the diode effect coefficient is zero. This can be explained by an argument similar to that for diode effect. The phases picked up by the plane wave modes carrying currents in the forward- and backward- directions have equal magnitudes for this case.

V. DISCUSSION AND CONCLUSION

We have explained the DC Josephson effect in superconductor-metal-superconductor by an argument based on populations of the states carrying currents in the forward and reverse directions. When the band of

the metal is asymmetric, CPR ceases to be an odd function. Further, an anomalous current and Josephson diode effect appear. However, for some special choice of parameters that make the band asymmetric, the diode effect and anomalous current vanish even though the band of the central metal is asymmetric. Hence, band asymmetry is a necessary condition for Josephson diode effect, but not a sufficient condition. We explain the diode effect by showing that the phases picked up by the states carrying current in the forward and reverse directions are different. We find that the anomalous Josephson effect accompanies the Josephson diode effect. The model employed for BAM in this work²⁷ is microscopic, distinguishing itself from the approach in ref.³⁰, where the band asymmetry term is presumed in the Hamiltonian, leading to the manifestation of the Josephson diode effect. In systems with spin orbit coupling and magnetization, it is also possible that anomalous Josephson effect appears without diode effect when \mathcal{TR} and \mathcal{I} are broken^{31,32}. This happens when the directions of spin orbit coupling and magnetization are perpendicular. Inversion in this setup is broken by barrier strengths at the two interfaces³¹. The bands in the spin-orbit coupled region are not asymmetric in this case. Also, to CPR, the harmonics that contribute are just $\sin \phi$ and $\cos \phi$. If the $\sin 2\phi$ -harmonic is also present, the CPR would exhibit Josephson diode effect. But in BAM, both the effects show up together. Since

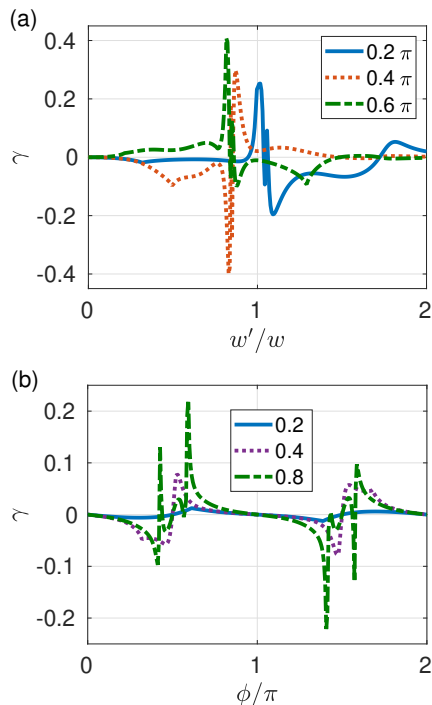


FIG. 4. (a) Dependence of the diode effect coefficient γ on w' - a parameter responsible for band asymmetry of the metal for different values of θ indicated in the legend. (b) Dependence of γ on θ - another parameter that dictates the band asymmetry of the metal for different values of w'/w indicated in the legend. Other parameters are same as in Fig. 3.

localization by disorder is suppressed in BAM²⁷, our results are expected to survive weak disorder in BAM¹². A realistic system that mimics band asymmetry is a spin orbit coupled system with Zeeman field being parallel to the spin orbit coupling²⁷. A two dimensional model with this in spirit has been shown to exhibit anomalous Josephson effect and diode effect³³. But their model considers impurities in the metal region and the explanation of the two effects is rooted in scattering across the impurity. In contrast, we find the appearance of the two effects in an impurity free system and explain it with scattering phases acquired by the electrons and holes. Hence our work elucidates the mechanism of Josephson diode effect in spin orbit coupled systems with a Zeeman field^{25,26}. We hope that our work will aid researchers in the advancement of superconducting diode development.

ACKNOWLEDGMENTS

AS thanks Subroto Mukerjee for useful discussions and for bringing Ref.²⁷ to our notice. AS thanks SERB Core Research Grant (CRG/2022/004311) and University of Hyderabad Institute of Eminence PDF for financial support.

* abhirams@uohyd.ac.in

- ¹ Josephson, B. D., "Possible new effects in superconductive tunnelling," *Phys. Lett.* **1**, 251 (1962).
- ² A. Furusaki, "Josephson current carried by Andreev levels in superconducting quantum point contacts," *Superlattices and Microstructures* **25**, 809–818 (1999).
- ³ S. K. Sahu and A. Soori, "Fabry–Pérot interference in Josephson junctions," *The European Physical Journal B* **96**, 115 (2023).
- ⁴ R. Grein, M. Eschrig, G. Metalidis, and G. Schön, "Spin-dependent cooper pair phase and pure spin supercurrents in strongly polarized ferromagnets," *Phys. Rev. Lett.* **102**, 227005 (2009).
- ⁵ M. Eschrig, T. Löfwander, T. Champel, J. C. Cuevas, J. Kopu, and Gerd Schön, "Symmetries of pairing correlations in superconductor–ferromagnet nanostructures," *Journal of Low Temperature Physics* **147**, 457–476 (2007).
- ⁶ M. Eschrig and T. Löfwander, "Triplet supercurrents in clean and disordered half-metallic ferromagnets," *Nature Physics* **4**, 138–143 (2008).
- ⁷ V. Braude and Yu. V. Nazarov, "Fully developed triplet proximity effect," *Phys. Rev. Lett.* **98**, 077003 (2007).
- ⁸ A. Buzdin, "Direct coupling between magnetism and superconducting current in the Josephson φ_0 junction," *Phys. Rev. Lett.* **101**, 107005 (2008).
- ⁹ Y. Asano, Y. Tanaka, M. Sigrist, and S. Kashiwaya, "Josephson current in s-wave-superconductor/Sr₂RuO₄

- junctions," *Phys. Rev. B* **67**, 184505 (2003).
- ¹⁰ Y. Tanaka, T. Yokoyama, and N. Nagaosa, "Manipulation of the Majorana fermion, Andreev reflection, and Josephson current on topological insulators," *Phys. Rev. Lett.* **103**, 107002 (2009).
- ¹¹ F. Konschelle and A. Buzdin, "Magnetic moment manipulation by a Josephson current," *Phys. Rev. Lett.* **102**, 017001 (2009).
- ¹² Y. Tanaka, B. Lu, and N. Nagaosa, "Theory of giant diode effect in *d*-wave superconductor junctions on the surface of a topological insulator," *Phys. Rev. B* **106**, 214524 (2022).
- ¹³ A. G. Sivakov, O. G. Turutanov, A. E. Kolinko, and A. S. Pokhila, "Spatial characterization of the edge barrier in wide superconducting films," *Low Temperature Physics* **44**, 226–232 (2018).
- ¹⁴ K. Yasuda, H. Yasuda, T. Liang, R. Yoshimi, A. Tsukazaki, K. S. Takahashi, N. Nagaosa, M. Kawasaki, and Y. Tokura, "Nonreciprocal charge transport at topological insulator/superconductor interface," *Nature Communications* **10**, 2734 (2019).
- ¹⁵ F. Ando, Y. Miyasaka, T. Li, J. Ishizuka, T. Arakawa, Y. Shiota, T. Moriyama, Y. Yanase, and T. Ono, "Observation of superconducting diode effect," *Nature* **584**, 373–376 (2020).
- ¹⁶ Y. M. Itahashi, T. Ideue, Y. Saito, S. Shimizu, T. Ouchi, T. Nojima, and Y. Iwasa, "Nonreciprocal transport in gate-induced polar superconductor SrTiO₃," *Science Ad-*

- vances **6**, eaay9120 (2020).
- ¹⁷ C. Baumgartner, L. Fuchs, A. Costa, S. Reinhardt, S. Gronin, G. C. Gardner, T. Lindemann, M. J. Manfra, P. E. Faria Junior, D. Kochan, J. Fabian, N. Paradiso, and C. Strunk, “Supercurrent rectification and magnetochiral effects in symmetric Josephson junctions,” *Nature Nanotechnology* **17**, 39–44 (2022).
 - ¹⁸ H. Wu, Y. Wang, Y. Xu, P. K. Sivakumar, C. Pasco, U. Filippo, S. S. P. Parkin, Y.-J. Zeng, T. McQueen, and M. N. Ali, “The field-free Josephson diode in a van der Waals heterostructure,” *Nature* **604**, 653–656 (2022).
 - ¹⁹ D. Suri, A. Kamra, T. N. G. Meier, M. Kronseder, W. Belzig, C. H. Back, and C. Strunk, “Non-reciprocity of vortex-limited critical current in conventional superconducting micro-bridges,” *Applied Physics Letters* **121**, 102601 (2022).
 - ²⁰ R. S. Souto, M. Leijnse, and C. Schrade, “Josephson diode effect in supercurrent interferometers,” *Phys. Rev. Lett.* **129**, 267702 (2022).
 - ²¹ A. Soori, “Anomalous Josephson effect and rectification in junctions between Floquet topological superconductors,” *Physica E* **146**, 115545 (2023).
 - ²² A. Soori, “Nonequilibrium Josephson diode effect in periodically driven SNS junctions,” *Phys. Scr.* **98**, 065917 (2023).
 - ²³ Y. Hou, F. Nichele, H. Chi, A. Lodesani, Y. Wu, M. F. Ritter, D. Z. Haxell, M. Davydova, S. Ilic, F. S. Bergeret, A. Kamra, L. Fu, P. A. Lee, and J. S. Moodera, “Ubiquitous superconducting diode effect in superconductor thin films,” *Phys. Rev. Lett.* **131**, 027001 (2023).
 - ²⁴ M. Trahms, L. Melischek, J. F. Steiner, B. Mahendru, I. Tamir, N. Bogdanoff, O. Peters, G. Reecht, C. B. Winkelmann, F. von Oppen, and K. J. Franke, “Diode effect in Josephson junctions with a single magnetic atom,” *Nature* **615**, 628–633 (2023).
 - ²⁵ A. Costa, J. Fabian, and D. Kochan, “Microscopic study of the Josephson supercurrent diode effect in Josephson junctions based on two-dimensional electron gas,” *Phys. Rev. B* **108**, 054522 (2023).
 - ²⁶ C. Baumgartner, L. Fuchs, A. Costa, J. Pico-Cortes, S. Reinhardt, S. Gronin, G. C. Gardner, T. Lindemann, M. J. Manfra, P. E. Faria Junior, D. Kochan, J. Fabian, N. Paradiso, and C. Strunk, “Effect of Rashba and Dresselhaus spin-orbit coupling on supercurrent rectification and magnetochiral anisotropy of ballistic Josephson junctions,” *J. Phys.: Condens. Matter* **34**, 154005 (2022).
 - ²⁷ K. Arora, R. Singh, and P. Hosur, “Suppression of one-dimensional weak localization by band asymmetry,” *Phys. Rev. B* **108**, 064211 (2023).
 - ²⁸ P. Hosur and D. Palacios, “Proximity-induced equilibrium supercurrent and perfect superconducting diode effect due to band asymmetry,” *Phys. Rev. B* **108**, 094513 (2023).
 - ²⁹ A. Soori and M. Sivakumar, “Nonadiabatic charge pumping across two superconductors connected through a normal metal region by periodically driven potentials,” *J. Phys.: Condens. Matter* **32**, 365304 (2020).
 - ³⁰ P.-H. Fu, Y. Xu, C. H. Lee, S. A. Yang, Y. S. Ang, and J.-F. Liu, “Field-effect Josephson diode via asymmetric spin-momentum locking states,” arXiv:2212.01980 (2022).
 - ³¹ G. Campagnano, P. Lucignano, D. Giuliano, and A. Tagliacozzo, “Spin-orbit coupling and anomalous Josephson effect in nanowires,” *J. of Phys.: Condens. Matter* **27**, 205301 (2015).
 - ³² Y. M. Shukrinov, “Anomalous Josephson effect,” *Physics-Uspekhi* **65**, 317 (2022).
 - ³³ T. Yokoyama, M. Eto, and Y. V. Nazarov, “Anomalous Josephson effect induced by spin-orbit interaction and Zeeman effect in semiconductor nanowires,” *Phys. Rev. B* **89**, 195407 (2014).