

Monte Carlo Study of Agent-Based Blume-Capel Model for Political Depolarization

Hung T. Diep^{1*}, Miron Kaufman^{2†}, Sanda Kaufman^{3‡}

¹ *Laboratoire de Physique Théorique et Modélisation, CY Cergy Paris Université, CNRS, UMR 8089*

2, Avenue Adolphe Chauvin, 95302 Cergy-Pontoise Cedex, France.

² *Department of Physics, Cleveland State University, USA.*

³ *Levin School of Urban Affairs, Cleveland State University, USA.*

(Dated: December 27, 2023)

In this paper, using Monte Carlo simulations we show that the Blume-Capel model gives rise to the social depolarization. This model borrowed from statistical physics uses the continuous Ising spin varying from -1 to 1 passing by zero to express the political stance of an individual going from ultra-left (-1) to ultra-right (+1). The particularity of the Blume-Capel model is the existence of a D -term which favors the state of spin zero which is a neutral stance. We consider the political system of the USA where voters affiliate with two political groups: Democrats or Republicans, or are independent. Each group is composed of a large number of interacting members of the same stance. We represent the general political ambiance (or degree of social turmoil) with a temperature T similar to thermal agitation in statistical physics. When three groups interact with each other, their stances can get closer or further from each other, depending on the nature of their inter-group interactions. We study the dynamics of such variations as functions of the value of the D -term of each group. We show that the polarization decreases with increasing D . We outline the important role of T in these dynamics. These MC results are in excellent agreement with the mean-field treatment of the same model.

I. INTRODUCTION

Social polarization has been investigated by numerous scholars using many methods [1-6]. In democracies, each person is free to choose his/her stance with respect to a social issue such as politics, immigration, race, economics, ... according to his/her preferences. People with the similar beliefs regarding specific sets of social issues form groups that can be very large, such as political parties [2]. Policies proposed by the left are very different of those proposed by the right. Polarization derives from sharp differences between individuals affiliated with the "left" orientation and those with a "right" orientation [3,4]. Depending on the social context and events, the political polarization at any moment can be very sharp: people belonging to different political parties may not agree on almost any subject. The cases of France and of the USA in recent times are striking. For example, since 2022 in France, no political party holds a majority in the parliament. Therefore, in the absence of compromise between at least two parties, the majority required to pass a law does not materialize. Instead, most of the time the government uses article 49.3 of the Constitution to pass laws without a parliament vote [6,7]. In the USA, the political polarization began to rise in the 70's [8-13]. We see this in periodic polls [11]. Other european democracies have seen the same tendency of strong political polarization [16,17].

In general, each party proposed policies to solve societal problems ranging from government aid to the needy, to race, immigration, national security, and the environment [6]. However, in democracies, protracted conflict over solutions to societal problems leads to more problems: political polarization has serious deleterious societal [1,16,17,18] and economic [3] consequences. One of these is that people gradually lose the ability to work together, to compromise, make, and implement deals. In time, this can lead to societal breakdown [17,19].

One notable problem caused by polarization is that individuals increasingly tend to believe in information which agrees with, or justifies their political perspective [17,20,21]. In time, the information sets from which they draw support diverge to the point where polarized groups hold entirely contradictory images of the shared reality. Therefore, strong polarization prevents constructive debates. This may lead to political instability [17]—the governing party changes often, leading to collective and individual uncertainty. Changing the governing party at each round of elections prevents implementation of long-term programs which are necessary in realms such as economics and education. Since politics are complex systems [22] within which interactions change with time, according to [23] and [24] empirical studies do not suffice to help us understand political polarization dynamics. We also need theoretical modeling to help explore the conditions under which specific events can happen. Agent-based modeling has great potential in this

* diep@cyu.fr

† m.kaufman@csuohio.edu

‡ s.kaufman@csuohio.edu

regard ([25,26]). Modeling can help prepare information that might be useful in reducing the impacts of polarization [27,28].

Together with the recognition of increasing polarization, there has been a rise in the number of investigations of its causes and dynamics. Sociophysics—namely applying physics tools to the study of social phenomena—has been a very effective approach in this respect. It can handle complexity in various domains, including politics, and provide insights complementing those gleaned from other disciplines [28-33]. Sociophysics has already been used in studies of polarization (e.g., [10,20,34-37]). Network models can be used to explore polarization trends and to find avenues for intervention, generating qualitative anticipatory scenarios which can be queried (e.g., [38-43]). For instance, using network models we have anticipated election outcomes in the US and in Bosnia-Herzegovina [28,42]; and we have examined various outcomes of labor-management contract negotiations in France [43]. As Ref. [44] has argued, anticipatory scenarios are useful in supporting the development of robust strategies of action in the face of the high levels of uncertainty characterizing complex systems.

Within Western democracies political polarization is on the rise, undermining collective decision making ability (e.g., [17,45,46]). We have examined polarization dynamics in the USA between Democratic- and Republican-affiliated individuals, using an agent-based model borrowed from statistical physics using mean-field theory and Monte Carlo (MC) simulations [47,48].

We note that very recently Galam [49] has studied the political polarization using his model of opinion dynamics which consists in supposing there are several categories of individuals in a community, each with a probability: the contrarians, the floaters and the stubborn agents. He found several scenarios of polarization depending on the case and the probability: from the unanimity to the rigidity passing by the coexistence. His method is probabilistic while ours uses the spin model with microscopic interaction between individuals of the same group at time t and interaction of individuals with the average stance of the other groups at the earlier time $t-1$. We believe however that qualitatively we should find the same kinds of polarization if we modify our model to match with his assumptions.

We note also that there exist several other physical models that can be mapped into the social language to describe social phenomena. Let us mention that the polarization between charged particles [50] can be seen as a social polarization, or the mean-field approach treating the separation of ionic liquids described via the Cahn-Hilliard term in a regular solution can be also seen as a collective polarization [51].

Once strong polarization is present, we need to search for ways to reduce it, namely to depolarize the society. We have used the Blume-Capel model from statistical physics [52,53] to study depolarization using the mean-field approximation [54]. As described below, this model has a term (called D -term) which favors the neutral position in each individual, which may collectively reduce polarization.

In [54], agents' interactions had an infinite range (mean-field), meaning that each individual interacting with each of the others in a political system with three groups. As in [48], here we extend our work by assuming, instead, that individuals interact only with their "neighbors". We explore the insights to be gained with the short-range interactions assuming a Bravais lattice, which may be more realistic in terms of how individuals communicate and try to persuade others to their political stance. Moreover, this kind of short-range interaction matches a "massively parallel" approach proposed by [55] as a practical means of reducing polarization. Our model may help assess the extent to which the massively parallel approach can be effective in reducing polarization. Note that agent-based modeling has been used to study attitude change in societies [56].

In section II we describe the initial Blume-Capel model [54] and its counterpart short-range model we use for Monte Carlo simulations in this paper. In section III we present the simulation results and discuss their meaning in terms of scenarios of depolarization trends. We conclude in section IV with a summary.

II. MODEL AND METHOD

A. Model

Let us briefly explain the origin of depolarization in our recent paper ([54]), where we have used agent-based modeling to extend a sociophysics 2-group network model of conflict dynamics [38] to three political groups in the US: Democrats (group 1), Republicans (group 2), and Independents (group 3).

To describe the political stance of an individual in a society, we use a spin S model, where the attitude S ranges between -1 (extreme left) and 1 (extreme right). An individual's stance can take any value on the continuum within this range. Such a model is called a "continuous Ising model" ([57], [58]), as opposed to the discrete Ising model, where S could only take two values, -1 and 1. We use this continuous S model here in the Blume-Capel model described below. To compare with the mean-field approximation [54], we use in this paper MC simulations with short-range interactions between individuals, with real-time fluctuations.

Each individual in group i ($i = 1, 2, 3$) has a stance compatible with the group's attitude S_i regarding a specific issue under debate—economics, social issues, defense, etc.—or (here) a package of such issues (in the [1] and [6] sense). The individual stances have values between -1 and +1, where -1 corresponds to the democrats/progressive/left position ($i = 1$), while +1 corresponds to the republicans/conservative/right position ($i = 2$). Individuals thus align with the group whose average stance is compatible and closest to their own [1].

Inside groups 1 and 2, individuals are homophilic [5]: they tend to prefer to communicate with each other, rather than with individuals from a different group. We denote J_i the link between members of group i . It quantifies the cohesiveness of group i . Through J_i , members inside each group attempt to persuade each other to their own stance, effectively diminishing intra-group differences and causing stances to converge.

Individuals in each group also keep an eye on the other groups' average attitudes, which in turn influence their own, either nudging the group average to a more extreme value or to a more moderate one. These inter-group interactions are described by parameters K_{ij} . For group 1, the inter-group interaction terms, $-K_{12}S_1 < S_2 >$ and $-K_{13}S_1 < S_3 >$, represent the influence of the mean stances of groups 2 and 3, $< S_2 >$ and $< S_3 >$ respectively, on an individual in group 1. The inter-group interactions K_{12} and K_{21} are not necessarily equal. At times, members of one group may feel cooperative toward the other, who might not reciprocate. Therefore, in general, $K_{ij} \neq K_{ji}$ because of human agency. While physics phenomena obey Newton's third law, the magnitudes of human action and reaction do not have to be equal. Rather, the effect of group i on group j can be different in magnitude and sign from the effect group j has on group i . Hence our model is not described by a single Hamiltonian and its dynamics is not the Glauber dynamics (our spin is not Ising +/-1 but is continuous). A temperature T , reflecting contextual factors, acts on each individual indepently, the way the thermodynamic temperature acts on particles.

The intra-group cohesion parameters J and the inter-group influence parameters K affect the average group attitudes in time. For instance, according to the recent Gallup polls [45], in early 2023 40% of adults declared themselves independent—with zero internal cohesion J_3 , since they are not organized or formally linked, like Democrats or Republicans, but rather a bin for the non-affiliated. However, in February 2023 all but 7% of them leaned either Democrats or Republicans, at least partly in response to persuasion efforts by the other two groups.

We also use a magnetic field h_i to represents the effect of group i 's leadership on group's members. When $h_i > 0$, group i 's mean stance is nudged toward positive values; when $h_i < 0$ the mean stance is nudged to negative values.

The model's Hamiltonian of group i is inspired from the time-independent Blume-Capel model. It is given by:

$$H_i(t) = -J_i \sum_{m,n} S_i(m,t) \cdot S_i(n,t) + D_i \sum_i S_i^2(m,t) - h_i \sum_m S_i(m,t) \quad (1)$$

where i indexes group i , and $S_i(m,t)$ is the stance of an individual m in group i at time t . The sum is performed over the nearest neighbors (NN) m and n belonging to group i . Note that for group 3 (Independents), the first sum is zero because $J_3 = 0$. Also, a group at t interacts with the average stances of the other groups at $t - 1$.

Note the that the positive sign of the D term favors the small value of $S_i(m,t)$ when D_i is positive. Smaller S_i causes smaller polarization. In other words, positive D is at the origin of the *depolarization*, as will be shown below.

When the three groups interact, the Hamiltonians of each group is as follows:

$$\begin{aligned} \mathcal{H}_1(t) = & H_1(t) - K_{12} \sum_m S_1(m,t) < S_2(t-1) > \\ & - K_{13} \sum_m S_1(m,t) < S_3(t-1) > \end{aligned} \quad (2)$$

$$\begin{aligned} \mathcal{H}_2(t) = & H_2(t) - K_{21} \sum_m S_2(m,t) < S_1(t-1) > \\ & - K_{23} \sum_m S_2(m,t) < S_3(t-1) > \end{aligned} \quad (3)$$

$$\begin{aligned} \mathcal{H}_3(t) = & H_3(t) - K_{31} \sum_m S_3(m,t) < S_1(t-1) > \\ & - K_{32} \sum_m S_3(m,t) < S_2(t-1) > \end{aligned} \quad (4)$$

The model has the following parameters: three J_i , three D_i for the three groups' respective internal cohesiveness and "anisotropy", three K_{ij} and three K_{ji} describing the inter-group interactions (note that K_{ij} and K_{ji} are not

necessarily symmetric), and three h_i to describe leadership effects, if any. The J and K parameters can be selected qualitatively, as we have done below, using publicly available poll data (see also [6]; [39]; [33]).

We have solved this model using the mean-field approximation [54]. We define a polarization measure P as the distance between the mean stances of groups 1 and 2 at a given time t :

$$P = (\langle S_2 \rangle - \langle S_1 \rangle) / 2 \quad (5)$$

such that $-1 \leq P \leq 1$. $\langle S_i \rangle$ is the average individual stance of group i calculated at a time t . When $P = 0$, there is no polarization. It occurs when groups 1 and 2 have equal average stances $\langle S_1 \rangle = \langle S_2 \rangle$. When $P = 1$, polarization is extreme (also called hyperpolarization (e.g., Burgess et al [17]). This can occur when Democrats' stance $\langle S_1 \rangle = -1$ (most progressive/left) and Republicans' stance $\langle S_2 \rangle = 1$ (most conservative/right). P can be negative if $\langle S_1 \rangle$ and $\langle S_2 \rangle$ change their signs (it can be in politics).

Here, we use a similar model, but with short-range intra-group interactions and perform MC simulations.

Before proceeding to the simulation method, let us discuss the role of the “political” temperature T introduced below, and borrowed from statistical physics. The temperature in statistical physics represents thermal agitations of the particles (spins, for example). Thus T acts as a disordering factor: at low T , particles stay in the lowest energy state (or very close to it), while at high T , they vigorously change their state in an independent manner, causing disorder in the system in spite of the inter-particle interaction which favors order. The well-known example is the ferromagnets: spins in ferromagnets are parallel at low T but become disordered at high T . In the context of political groups considered here, T represents the political ambiance of the society. When an election is not imminent, or the society is calm, T is low. Each group is relatively stable, with no significant effect of inter-party interaction. Close to an election or during politically fraught times with important issues at stake such as strained economies or international tensions, intra-party cohesiveness may wane, due to the fluctuation of individual stances of its members, equivalent to high “political” temperature T . Then each group might attempt to take advantage of the weakened cohesiveness of the other groups to enhance its influence in the competition. As we shall see below, T plays an important role in outcomes of politic contests.

B. Simulation Method

We take the case of the US political system: there are three groups: Group 1 (Democrats), Group 2 (Republicans) and Group 3 (Independents). We assume Group 1 to have a stronger cohesiveness (largest J), and to be governing. Group 2 has weaker cohesiveness and is in opposition. Group 3 is composed of individuals having no unified political framework, and no formal intra-group communication links ($J_3 = 0$). The Independents are often attracted to the stance of the opposition party, they play a contrarian role (see [59-61] for other examples of contrarian used in a model).

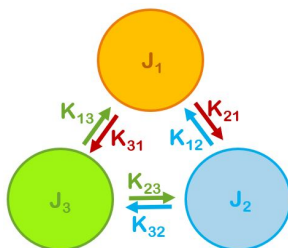


FIG. 1: Interaction parameters. Note that J_3 , intra-group interaction among the Independents, is zero. See text for comments.

For the MC simulations, we represent each of the three groups with a triangular lattice of size $N \times N$, where each site is occupied by a member. Each member interacts with its six nearest neighbors (NN) at time t , and considers the average stances of the other groups calculated at $t - 1$ (a realistic lag). The choice of this lattice allows for a maximum number of NN in 2D. Of course, we can use a 3D lattice to have more NN such as a FCC or a HCP with 12 NN. However we believe it will not give new phenomena. For each group, we use the periodic boundary conditions to reduce the size effects. In general, we take the size of 100×100 lattice sites for each group. See Figure 1 for the interaction parameters described in the previous subsection. Note that the notion of NN interactions in politics does not necessarily mean that people are geometrically close to each other. Rather, it refers to the number of people generally in contact with an individual.

To simulate the three groups' interactions at a given T , we carry out the simulation as follows: for a group we generate initial individual stances -1 (Democrats) for group 1, 1 for group 2 (Republicans), and 0 (Independents) for group 3. We can also use the initial stances all equal to zero for three groups. We use next the Metropolis algorithm to find the collective state of each group at the time t , taking into account the average stances of the other groups at $t - 1$, as described in Eqs. (2)-(4). We follow the evolution of each group with time t (MC time).

The Metropolis algorithm used for updating the individual stance of a member is as follows: at a time t , we calculate the interaction energy E_{old} of a member with its NN and with an effective field resulting from the two other groups at time $t-1$. We make a trial change of its state by choosing a random stance between -1 and 1. We calculate the member's trial new energy E_{new} . If $E_{new} < E_{old}$, the trial state is accepted. If $E_{new} > E_{old}$, it is accepted with the probability $\exp[-(E_{new} - E_{old})/(k_B T)]$. We repeat this updating procedure for all individuals in each of the three groups. Note that the Metropolis algorithm obeys the detailed balance only when the system is at equilibrium, namely when there is a probability conservation: state A to state B has the same probability with that from B to A. Our purpose is to study the time dependence of the polarization, so there is no such probability conservation. Note that there are several popular dynamics such as Glauber dynamics and Kawasaki dynamics, but to our knowledge all of them have been devised for discrete spins, not for continuous spins used in this paper. The advantage of the Metropolis algorithm is that it does not depend on the nature of spin, it can be used for any kind of spin such as continuous spins used here, XY spins or Heisenberg spins.

III. RESULTS AND DISCUSSION

As seen, our model has 9 principal interaction parameters $J_i (i = 1, 2, 3)$ and $K_{ij} (i \neq j, i = 1, 2, 3, j = 1, 2, 3)$ in addition to $D_i (i = 1, 2, 3)$ and $h_i (i = 1, 2, 3)$. However, in applications the choice of the parameters is limited. As discussed in [47,48,54], this choice is guided by polls [45,46] and by political common attitudes of the people: to produce anticipatory scenarios of polarization, we made the following assumptions:

- The Democrats (group 1) are more cohesive than Republicans (group 2), i.e., $J_1 > J_2$;
- Independents (group 3) have no cohesion ($J_3 = 0$) because they have no structure or means of identifying with each other, do not communicate, and do not recruit; therefore, they exert no influence on the other two groups and, as such, $K_{13} = K_{23} = 0$;
- Independents tend to be contrarian to the party in power (here, group 1), thus $K_{31} < 0$, and are not influenced by the opposition party, thus $K_{32} = 0$.

With respect to parameter value selection, guided by media and professional, frequent polling reports, we assigned parameter values such that they qualitatively mimic general polls results [45,46]. To enable a comparison of MC results with those obtained with the MFT model [54], we selected the same values for parameters J and K , as follows:

$$\begin{aligned} \text{- Intra-group interactions: } \quad J_1 = 5, J_2 = 3, \\ J_3 = 0 \end{aligned} \tag{6}$$

$$\begin{aligned} \text{- Inter-group interactions: } \quad K_{12} = -4, K_{21} = -5, \\ K_{13} = 0, K_{31} = -3, \quad K_{23} = 0, K_{32} = 0. \end{aligned} \tag{7}$$

- Depolarization parameters D_i : we will choose several cases presented below.

Note that a negative K_{ij} indicates hostility (or resistance) of group i toward group j , while a positive sign indicates attraction or potential agreement between two groups. A variation of the above values keeping their signs will not alter qualitatively the results shown in the following.

Each group is thermalized at temperature T in interaction with the other groups. We have calculated the following quantities:

- Cohesive energy per individual $E_i(T) = \langle \mathcal{H}_i(T) \rangle / N^2$ where $\langle \mathcal{H}_i(T) \rangle$ is the thermal average at T given by

$$\langle \mathcal{H}_i(T) \rangle = \sum_{t=t1}^{t2} \mathcal{H}_i(t) / (t2 - t1) \tag{8}$$

where $t1$ is the starting averaging time and $t2$ the averaging end time. The total cohesive energy $E(T) = \sum_i E_i(T)$ is also calculated.

- Stance of each group (sublattice magnetization) as a function of T :

$$M_i(T) = \langle S_i(T) \rangle = \frac{1}{N^2} \sum_{t=t_1}^{t_2} \sum_n S_i(n, t) / (t_2 - t_1) \quad (9)$$

where n belongs to group i . Within the assumption of the parameters given above one has $M_1 < 0$, $M_2 > 0$. In the absence of D , $M_3 > 0$. We define the strength of group i by $Q_i(T) = | \langle S_i \rangle |$,

- Susceptibility or fluctuations of the stance of group i at T :

$$\chi(T) = [\langle M_i(T)^2 \rangle - \langle M_i(T) \rangle^2] / (k_B T) \quad (10)$$

1. The case $D_1 = D_2 = 0$ and $D_3 = 5$

With $K_{31} = -3$ (Group 3 is contrarian to Group 1), if $D_3 = 0$ the stance of Group 3 should be positive, though small but visible as seen in Fig. 2a. But when $D_3 = 5$ as considered here, the stance of Group 3 is neutralized by D_3 . It is zero as shown in Fig. 2b.

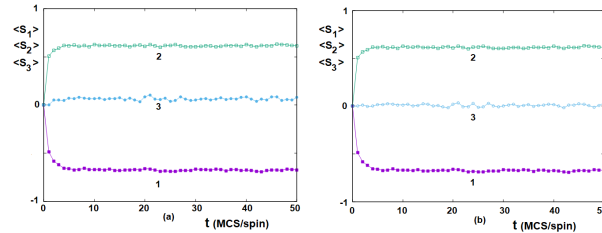


FIG. 2: Stances of the three groups with $D_1 = D_2 = 0$ and (a) $D_3 = 0$; (b) $D_3 = 5$ as function with MC time. Other interaction parameters are given in Eqs. (6)-(7). Curves 1, 2 and 3 correspond respectively to $\langle S_1 \rangle$, $\langle S_2 \rangle$ and $\langle S_3 \rangle$. Note that J_3 , intra-group interaction among the Independents, is zero. See text for comments.

2. The case $D_1 = D_2 = 3$ and $D_3 = 5$

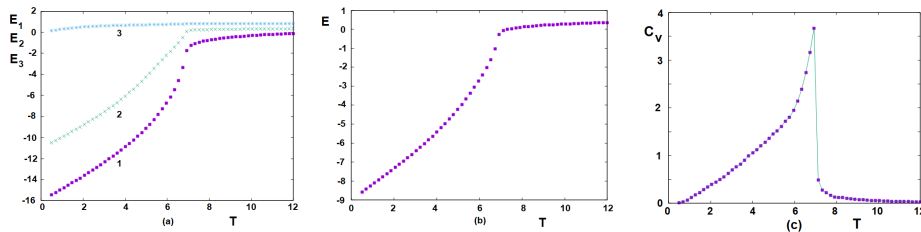


FIG. 3: (a) Internal energy of three groups, curves 1, 2 and 3 correspond respectively to Group 1, Group 2 and Group 3; (b) Total energy per individual; (c) Total specific heat per individual, as functions of political temperature T . See text for comments.

The equilibrium cohesive energy of each group is shown in Figure 3a, the total cohesive energy of three groups is displayed in Figure 3b as a function of temperature T . Since the three groups interact with each other, there is only a transition temperature $T_C \simeq 6.93$ where all of them become disordered (the energy changes its curvature at this point). The specific heat per individual is shown in Figure 3c where the peak temperature corresponds to T_C . In terms of sociophysics, above T_C there is no cohesiveness between individuals. The society is in a turmoil state. Note that the energy of Group 3 is due to its interaction with group 1. This is confirmed in Figure 4, showing the absolute

values of stances $Q_1 = |\langle S_1 \rangle|$, $Q_2 = |\langle S_2 \rangle|$ and $Q_3 = |\langle S_3 \rangle|$: we see that Q is higher for larger J , and all drop to zero (i.e., no cohesiveness) at T_C . In statistical physics, T_C is called transition temperatures [58] above which the systems become disordered. At and close to T_C , the stances of the groups strongly fluctuate as shown in Fig. 5. These fluctuations of the order parameter in statistical physics correspond to the so-called susceptibilities which are the fluctuations of M_i , namely $(\langle M_i^2 \rangle - \langle M_i \rangle^2)/(k_B T)$.

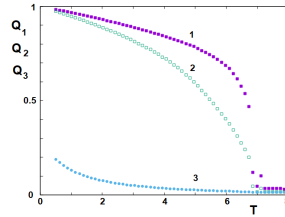


FIG. 4: Strengths Q of three groups as functions of political temperature T . Curves 1, 2 and 3 correspond respectively to Group 1, Group 2 and Group 3.

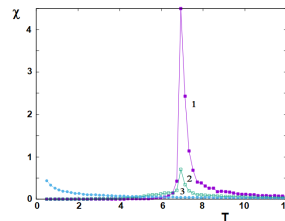


FIG. 5: Fluctuations of the three groups' stances as functions of political temperature T . Curves 1, 2 and 3 correspond respectively to Group 1, Group 2 and Group 3.

Let us show now the polarization with evolving time t . Starting from the highest state of polarization $P = 1$, namely $\langle S_1 \rangle = -1$, $\langle S_2 \rangle = +1$, we see that P diminishes to 0.89 (see Fig. 6a) calculated at a low temperature $T = 2.254$, and to 0.58 at $T = 5.762$. These values are much lower than the case where there is no depolarization D (see [48]). The role of T is very important since P strongly depends on T .

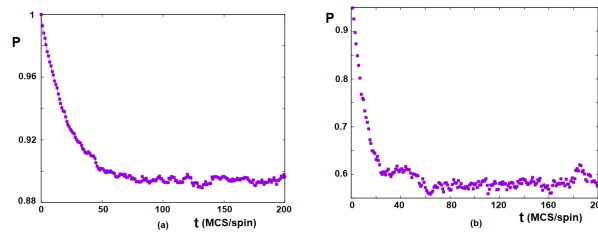


FIG. 6: Political polarization as a function of time t at (a) $T = 2.254 \simeq T_C/3$; (b) $T = 5.762$ close to T_C . See text for comments.

3. The case of higher D_1 , D_2 and D_3

Let us take the cases of stronger depolarization $D_1 = D_2 = D_3 = 5$ ($T_C = 5.84$) and $D_1 = D_2 = D_3 = 10$ ($T_C = 3.29$). We show in Fig. 7 the polarization versus time t .

If we go close to T_C in all cases, we have a strong damping of the group stances and of the polarization versus t . We show in Fig. 8 one example in the case $D_1 = D_2 = D_3 = 5$ at $T = 6$ slightly above T_C .

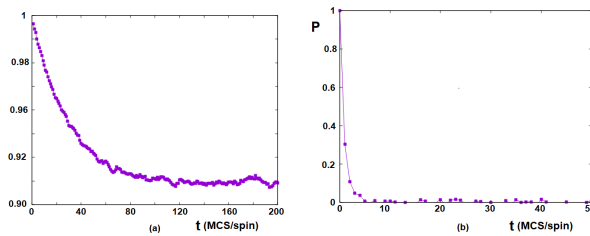


FIG. 7: Political polarization as a function of time t at (a) $D_1 = D_2 = D_3 = 5$ at $T = 1.90 \ll T_C$; (b) for $D_1 = D_2 = D_3 = 10$ at $T = 3.2$ slightly above T_C . See text for comments.

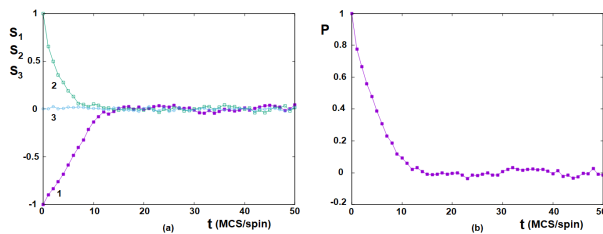


FIG. 8: The case $D_1 = D_2 = D_3 = 5$: (a) Stances of three groups versus t at a political temperature T higher than T_C , curves 1, 2 and 3 correspond respectively to $\langle S_1 \rangle$, $\langle S_2 \rangle$ and $\langle S_3 \rangle$. (b) Polarization.

4. Strong oscillation of the polarization

One of the interesting cases is when the interactions between Group 1 and Group 2 have the opposite signs. Let us take the case $D_1 = D_2 = 3$ and $D_3 = 5$ and $K_{21} = 6$ and $K_{12} = -5$. We show in Fig. 9 the oscillating stances of the three groups and the oscillation of the polarization. This phenomenon occurs in a large temperature region below T_C . The amplitude of the oscillation depends on the values of K_{21} and K_{12} .

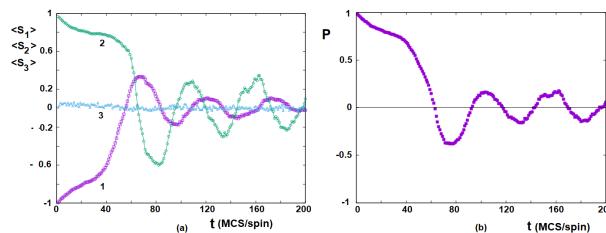


FIG. 9: (a) Political stances as a function of time t , curves 1, 2 and 3 correspond respectively to $\langle S_1 \rangle$, $\langle S_2 \rangle$ and $\langle S_3 \rangle$; (b) Polarization versus t . The parameters are $D_1 = D_2 = 3$, $D_3 = 5$ with $K_{21} = 6$ and $K_{12} = -5$. See text for comments.

The attraction of the Republicans to the Democrats (positive K_{21}) is the origin of the oscillation of P in time. We recall that P measures the distance between the political stances.

At this stage, it is worth to emphasize that oscillation phenomena are found in several systems due to the tendency of the matter to self-organize: the phenomenon was first discovered by Boris Belousov in 1951, while he was trying to find the non-organic analog to the Krebs cycle. When mixing potassium bromate, cerium(IV) sulfate, malonic acid, and citric acid in dilute sulfuric acid, he observed that the ratio of concentration of the cerium(IV) and cerium(III) ions oscillated, causing the colour of the solution to oscillate between a yellow solution and a colorless solution. This is due to the change of cerium(IV) ions by malonic acid into cerium(III) ions, which are then oxidized back to cerium(IV) ions by bromate(V) ions. The reader is referred to Ref. [62] for a review. In our model, the oscillation occurs when a party is attracted so far from its equilibrium by the other party, its intra-cohesive energy gets it back. It is some kind of a restoring force analog to the oscillatory motion of a pendulum.

To conclude this section, we have performed MC simulations on the same statistical physics model as the one where we used the mean-field approximation (see [54]). Despite the fact that the mean-field model neglects fluctuations while MC simulations take into account space and time fluctuations, the two methods yield qualitatively the same patterns of political polarization.

IV. CONCLUSION

We have proposed the Blume-Capel model to explore, using MC simulations, whether depolarization is possible between Democrats and Republicans in the USA as a function of time. The same model has been studied by mean-field theory by our group [54]. We have considered three groups with initial different political stances: Democrats, Republicans, and Independents. An individual within any of these groups interacts with a limited number of people sharing the same political viewpoint. At any time, individuals also consider the average stance of other groups in the previous time period, causing them to either become firmer or soften their stance. Although the model represents the political structure in the USA, it can be adapted to other three-group dynamics.

We find that MC results for short-range intra-group interactions agree well with those obtained by the mean-field which assumed long-range interactions. The Blume-Capel model assumes that each individual is represented by a continuous Ising spin taking its values from -1 (left, liberal orientation) to +1 (right, conservative orientation). What is important in our model is the fact that there is the D term in the Hamiltonian, which can soften the opposite stances, which we called depolarization. The model shows that the depolarization stems from the effect of the D term on individual orientations. It may be more efficient/durable than collective measures taken by party leaders.

The MC simulation results show that polarization depends on D and on the nature of the inter-group interactions. It may advantage the party in opposition and help it win an election. It may also give rise to an oscillation of the polarization (whose sign changes in time). Therefore, the outcome of an election depends on the moment in time when it occurs. It is interesting to note that the MC and mean-field models yield qualitatively very similar results with the same depolarization dynamics. Both approaches can be used to generate scenarios that include various interventions to reduce polarization. The MC near-neighbor approach lends itself to generating scenarios for another kind of intervention proposed by [55] and [17], who have called it “massively parallel.” It consists of independent individuals and groups operating locally to reach out and initiate dialogues with people holding opposite stances, thereby reducing the current acute homophily. Such initiatives are already taking place around the USA (see [55]).

The two versions of the Blume-Capel models—mean-field, with infinite-range interactions and Monte Carlo method, with near-neighbor interactions, show ways to depolarize society and find practical actions which might correspond to various D values. Some on-going empirical studies and opinion polls will provide data which we plan to include qualitatively in our models to refine the scenarios we can generate, and make them relevant to specific contexts such as the United States and France.

In conclusion, we have illustrated how agent-based models from statistical physics which contain sufficient ingredients can concisely describe complex situations in social sciences which may appear intractable (for example, in terms of number of variables and data) when studied with traditional, non-dynamic methods.

-
1. Baldassarri, D.; Gelman, A. Partisans without constraint: Political polarization and trends in American public opinion. *American Journal of Sociology* 2008 114(2), 408-446.
 2. DellaPosta, D. Pluralistic collapse: The “oil spill” model of mass opinion polarization. *American Sociological Review* 2020 85(3), 507-536.
 3. Zhu, Q. Investing in Polarized America: Real Economic Effects of Political Polarization. 2021 Available at SSRN 3820979.
 4. Druckman, J.N.; Levendusky, M.S. What do we measure when we measure affective polarization? *Public Opinion Quarterly* 2019 83(1), 114-122.
 5. Dandekar, P.; Goel, A.; Lee, D.T. Biased assimilation, homophily, and the dynamics of polarization. *Proceedings of the National Academy of Science* 2013 110(15), 5791-5796.
 6. Doherty, C.; Kiley, J.; Johnson, B. The partisan divide on political values grows even wider. Pew Research Center. Pew Research 2017.
 7. Horobin, W. in Bloomberg: French Government Bypasses Vote Again to Advance Budget Bill (18 October 2023), <https://www.bloomberg.com/news/articles/2023-10-18/french-government-bypasses-vote-again-to-advance-budget-bill#xj4y7vzkg>
 8. Goar, M. in Le Monde (12 January 2023): Pension reform: French government hopes to avoid bypassing lawmakers, <https://www.lemonde.fr/en/france/article/2023/01/12/pension-reform-french-government-hopes-to-avoid-bypassing-lawmakers-6011380-7.html>
 9. Layman, G.C.; Carsey, T.M.; Horowitz, J. Party polarization in American politics. *Annual Review of Political Science* 2006 9, 83-110.
 10. Botzcher, L.; Gersbach, H. The great divide: drivers of polarization in the US public. *EPJ data science* 2020 9(1), 1-13.
 11. Dimock, M.; Wike, R. America is exceptional in the nature of its political divide. Pew Research Center 2020.
 12. Schaeffer, K. Far more Americans see ‘very strong’ partisan conflicts now than in the last two presidential election years. Pew Research Center 2020.

13. Ginsburgh, V.; Perelman, S.; Pestieau, P. Populism and Social Polarization in European Democracies. CESifo Economic Studies. 2021.
14. Abramowitz, A.I.; Saunders, K.L. Is polarization a myth?. *The Journal of Politics* 2008 70(2), 542-555.
15. Jurkowitz, M.; Mitchell, A.; Shearer, E.; Walker, M. US media polarization and the 2020 election: A nation divided. Pew Research Center 2020.
16. McCoy, J.; Somer, M. Toward a theory of pernicious polarization and how it harms democracies: Comparative evidence and possible remedies. *The ANNALS of the American Academy of Political and Social Science* 2019 681(1), 234-271.
17. Burgess, G.; Burgess, H.; Kaufman, S. Applying conflict resolution insights to the hyper-polarized, society-wide conflicts threatening liberal democracies. *Conflict Resolution Quarterly* 2022 (CRQ), 39(4), 355-369.
18. Axelrod, R.; Daymude, J.J.; Forrest, S. Preventing extreme polarization of political attitudes. *Proc. Natl. Acad. Sci. USA* 2021, 118, e2102139118.
19. Cárdenas, E. Social polarization and conflict: a network approach. *Cuadernos de Economía* 2013 32(SPE61), 787-801. (formerly 22).
20. O'Connor, C.; Weatherall, J.O. Scientific polarization. *European Journal for Philosophy of Science* 2018 8(3), 855-875.
21. Rekker, R. The nature and origins of political polarization over science. *Public Understanding of Science* 2021 30(4), 352-368.
22. Lempert, R.J. A new decision sciences for complex systems. *Proceedings of the National Academy of Sciences* 2002 99(suppl. 3) 7309-7313.
23. de Jouvenel, H. Futuribles: Origins, philosophy, and practices—Anticipation for action. *World Futures Review* 2019 11(1), 8-18.
24. Lempert, R.; Popper, S.; Bankes, S. Confronting surprise. *Social Science Computer Review* 2002 20(4), 420-440.
25. Batty, M.; Torrens, P. M. Modelling complexity: the limits to prediction. *Cybergeo: European Journal of Geography* 2001.
26. Flache, A.; Mas, M.; Feliciani, T.; Chattoe-Brown, E.; Deffuant, G.; Huet, S.; Lorenz, J. Models of social influence: Towards the next frontiers. *Journal of Artificial Societies and Social Simulation* 2017 20(4).
27. Lempert, R. Agent-based modeling as organizational and public policy simulators. *Proceedings of the National Academy of Sciences* 2002 99(suppl. 3), 7195-7196.
28. Kaufman, S.; Kaufman, M.; Diep, H.T. Sociophysics of Social Conflict. *Physics Today* 2018, 71(8), 12.
29. Wang, S.S.; H., Cervas, J.; Grofman, B.; Lipsitz, K. A systems framework for remedying dysfunction in US democra-cy. *Proceedings of the National Academy of Sciences* 2021 118(50), e2102154118.
30. Velasquez-Rojas, Fatima; Federico Vazquez. "Opinion dynamics in two dimensions: domain coarsening leads to stable bi-polarization and anomalous scaling exponents." *Journal of Statistical Mechanics: Theory and Experiment* 2018.4 (2018): 043403
31. Vazquez, F.; Saintier, N.; Pinasco, J. P. Role of voting intention in public opinion polarization. *Physical Review E* 2020. 101(1), 012101.
32. Bruine de Bruin, W.; Saw, H.W.; Goldman, D. P. Political polarization in US residents' COVID-19 risk perceptions, policy preferences, and protective behaviors. *Journal of risk and uncertainty* 2020 61(2), 177-194.
33. Epstein, J. M. Agent-based computational models and generative social science. *Complexity* 1999 4(5), 41-60.
34. Liu, Q.; Zhao, J.; Wang, X. Multi-agent model of group polarisation with biased assimilation of arguments. *IET Control Theory and Applications* 2015 9(3), 485-492.
35. Bramson, A.; Grim, P.; Singer, D.J.; Berger, W.J.; Sack, G.; Fisher, S.; Holman, B. Understanding polarization: Meanings, measures, and model evaluation. *Philosophy of science* 2017 84(1), 115-159.
36. Macy, M.W.; Ma, M.; Tabin, D.R.; Gao, J.; Szymanski, B.K. Polarization and tipping points. *Proceedings of the National Academy of Sciences* 2021 118(50), e2102144118.
37. Vega-Oliveros, D.A.; Grande, H.L.; Iannelli, F; Vazquez, F. Bi-layer voter model: Modeling intolerant/tolerant positions and bots in opinion dynamics. *The European Physical Journal Special Topics* 2022 30(14), 2875-2886.
38. Diep, H.T.; Kaufman, M.; Kaufman, S. Dynamics of Two-group Conflicts: A Statistical Physics Model. *Physica A* 2017, 469, 183-199.
39. Kaufman, M.; Kaufman, S.; Diep, H.T. Scenarios of Social Conflict Dynamics on Duplex Networks. *The Journal on Policy and Complex Systems* 2017, 3(2), 3-13.
40. Kaufman, M.; Diep, H.T.; Kaufman, S. Sociophysics of intractable conflicts: three-group dynamics. *Physica A* 2019, 517, 175-187.
41. Kaufman, M.; Diep, H.T.; Kaufman, S. Sociophysics Analysis of Multi-Group Conflicts. *Entropy (MDPI)* 2020, 22 214.
42. Kaufman, M.; Kaufman, S.; Diep, H.T. Multi-Group Conflict Paths: Anticipatory Scenarios of Attitudes and Outcomes. *Journal of Policy and Complex Systems* 2019 5:2, Fall 115-136. doi: 10.18278/jpcs.5.2.2
43. Kaufman S.; Koutsovoulou M.; Kaufman M. Multi-Group Labor-Management Negotiations: Model and Case Study. *Journal on Policy and Complex Systems* 2020 6(1): 51-72.
44. Lempert, R.J.; Groves, D.G., Popper; S.W.; Bankes, S.C. A general, analytic method for generating robust strategies and narrative scenarios. *Management science* 2006 52(4), 514-528.
45. Gallup party affiliation trend since 2004. <https://news.gallup.com/poll/15370/party-affiliation.aspx> (last visited on July 22, 2022).
46. Political Polarization in the American Public. Pew Research Center. 2014.
47. Kaufman, M.; Kaufman, S. ; Diep, H. T. Statistical Mechanics of Political Polarization, *Entropy* **24**, 1262 (2022)
48. Diep, H. T.; Kaufman, M.; Kaufman, S. An Agent-based Statistical Physics Model for Political Polarization: A Monte

- Carlo Study, *Entropy* **25**, 981 (2023). <https://doi.org/10.3390/e25070981>.
49. Galam, S. Unanimity, Coexistence, and Rigidity: Three Sides of Polarization, *Entropy* **25**, 622 (2023). <https://doi.org/10.3390/e25040622>.
50. Koslowski, T. ; Beck, U. Charge separation in Coulomb liquids: mean-spherical approximation and Monte Carlo simulation, *J. Phys.: Condens. Matter* **11**, 3019–3028 (1999).
51. Tsekov, R. Ferroelectric phase transitions near ionic liquid/vacuum interfaces , *J. Chem. Phys.* **126**, 191110 (2007). <https://doi.org/10.1063/1.2741507>.
52. Kaufman, M; Kanner, M. Random-field Blume-Capel model: Mean-field theory, *Phys. Rev. B* **42**, 2378 (1990).
53. Puha, I.; Diep, H. T. Random-bond and random-anisotropy-field effects in the phase diagram of the Blume-Capel model, *Journal of Magnetism and Magnetic Materials* **224**, 85-92 (2001).
54. Kaufman, M.; Kaufman, S.; Diep, H. T. Social Depolarization: Blume-Capel Model, preprint doi: 10.20944/preprints202310.1259.v1, to appear in *Physics* (2023).
55. Burgess, G.; Burgess, H. Massively Parallel Peacebuilding Beyond Intractability 2020 <https://www.beyondintractability.org/frontiers/mpp-pape>
56. Chattoe-Brown, E. Using agent-based modelling to integrate data on attitude change. *Sociological Research Online* 2014 19(1), 159-174.
57. Bayong, E.; Diep, H. T. Effect of long-range interaction on the critical behavior of the continuous Ising model, *Phys. Rev. B* **59**, 11919 (1999).
58. Diep, H. T. *Statistical Physics - Fundamentals and Application to Condensed Matter*, World Scientific (2015).
59. Galam, S. Contrarian deterministic effects on opinion dynamics: “The hung elections scenario”. *Phys. A Stat. Mech. Appl.* **333**, 453–460 (2004).
60. Jędrzejewski, A.; Nowak, B.; Abramiuk, A.; Sznajd-Weron, K. Competing local and global interactions in social dynamics: How important is the friendship network? *Chaos Interdiscip. J. Nonlinear Sci.* **30**, 073105 (2020).
61. Oesterreich, A.L.; Pires, M.A.; Crokidakis, N. Three-state opinion dynamics in modular networks. *Phys. Rev. E* **100**, 032312 (2019).
62. Winfree, A. T. The Prehistory of the Belousov-Zhabotinsky Oscillator, *Journal of Chemical Education* **61** (8), 661–663 (1984).