

Determining the structure of Hqt couplings at the LHC

Saurabh D. Rindani¹

*Theoretical Physics Division, Physical Research Laboratory
Navrangpura, Ahmedabad 380009, India*

Abstract

Experiments at the Large Hadron Collider (LHC) have found that the Higgs boson discovered in 2012 has properties largely consistent with predictions from the standard model (SM). However, the determination of the couplings of the Higgs boson to various other SM particles is not very precise, and it is possible that future experiments with enhanced accuracy may be able to detect deviations from the SM if any. One category of couplings studied at the LHC is Higgs flavour-changing couplings to a top-quark and a light-quark (u or c) combination, which vanishes at tree level in the SM, but could be induced by interactions beyond the SM. Experiments have put a limit on the magnitude of these couplings, only one coupling assumed nonzero at a time. We investigate here to what extent the relative magnitudes of the Hut and Hct couplings and their chirality structure can be determined by means of more detailed kinematics at a future higher-luminosity version of the LHC in the process of tH production. In particular, we find that the top-quark polar-angle distribution in tH production could reveal the relative magnitudes of the Hut and Hct couplings, while the azimuthal distribution of the charged leptons arising from top decay can be used for a determination of the chiral structure of the Hut coupling.

Keywords: Higgs physics, top physics, flavour-violating couplings, Large Hadron Collider

Pacs: 12.10.Dm; 12.60.-i; 14.65.Ha; 14.80.Cp

¹Email: sdrindani@gmail.com

1 Introduction

Experiments at the Large Hadron Collider (LHC) have found that the Higgs boson discovered in 2012 has properties largely consistent with predictions from the standard model (SM). However, the accuracy in the determination of the couplings of the Higgs boson to various other SM particles is still somewhat limited, and it is possible that future experiments with enhanced accuracy may be able to detect possible deviations from the SM.

One of the studies at the LHC is of a possible Higgs flavour-changing coupling to a top-quark and light-quark combination, which vanishes at tree level in the SM, but could be induced by interactions beyond the SM. Such interactions are found, for example, in models with warped extra dimensions [1], compositeness models [2], two-Higgs doublet models (2HDM) [3, 4, 5, 6], supersymmetric models with R-parity violation [7], and quark-singlet models [8]. The $t \rightarrow cH$ coupling in particular can be enhanced in 2HDM models [9], including models with flavor-violating Yukawa couplings [10] or 2HDM for the top quark [11, 12, 13].

Experiments have put a limit on the magnitude of such couplings. The processes studied in these experiments are tH associated production, $t\bar{t}$ pair production and t decay into H and a lighter quark [14, 15, 16, 17, 18] at the centre-of-mass (cm) energy of 13 TeV. The latest analysis in [16, 18] is for integrated luminosity of 137 fb^{-1} . The light quarks contributing in the flavour-changing couplings are the u quark and the c quark.

In these experimental determinations, it has been assumed that one particular coupling contributes, and it has not been possible to distinguish between a coupling involving a u quark and one involving a c quark. The other feature of an effective tH coupling to a light quark which is not determined is the relative contribution of left-handed and right-handed chiralities. Since the measured cross sections and top decay branching ratios depend only on the sum of the squares of the left-handed and right-handed couplings, the experiments either put a limit on this combination of couplings, or on a coupling assumed of to be of definite chirality (right-handed).

It is hoped that future higher-luminosity experiment will be able to shed more light on the relative magnitudes of the u -quark and c -quark couplings, as well as relative contributions of left-handed and right-handed couplings.

We investigate here to what extent the relative magnitudes of the Hut and Hct couplings and their chirality structure can be determined by means of more detailed kinematics at a future higher-luminosity run of the LHC. Surely, a detailed fit to the kinematics, if permitted by the statistics, would certainly reveal details of couplings. However, we try to look at a few kinematic features, rather than fits, which would hopefully be possible to study with an integrated luminosity higher than what has been possible so far, but within what is anticipated for future runs of the LHC. In particular, we study the top-quark polar-angle distribution in tH production. We find that it could reveal the relative magnitudes of the Hut and Hct couplings. We also investigate the polar and azimuthal distributions of the charged leptons arising from top

decay. Our study shows that while the polar distribution is insensitive to the chiral structure of the couplings, the azimuthal distribution can be used for a determination of the chiral structure of the Hut coupling. The corresponding measurement for the Hct coupling is insensitive to the chiral structure.

2 The process of tH production through Hqt couplings

Before going to the details of our numerical analysis, we describe here features of the tH production process in the presence of flavour-changing Hqt couplings.

Associated single-top Higgs production process, without additional jets, is not possible in the SM because of the absence of flavour-changing neutral currents. However, if flavour-changing Higgs interactions to quarks occur in extensions of the SM, they can give rise to such a final state through the partonic sub-processes $ug \rightarrow tH$ or $cg \rightarrow tH$. Corresponding conjugate processes would give rise to the conjugate $\bar{t}H$ final state. In LHC experiments, these processes are studied taking care to avoid additional partons in the final state, so that the SM contributions are not included.

The effective Lagrangian describing the flavour-changing Higgs interactions is given by

$$\mathcal{L} = \sum_{q=u,c} \frac{g}{\sqrt{2}} \bar{t} \kappa_{Hqt} (F_L^{Hq} P_L + F_R^{Hq} P_R) q H + h.c., \quad (1)$$

where g is the weak coupling constant, P_L and P_R are the usual left and right chirality projection matrices, κ_{Hqt} is the effective overall coupling for the quark q , and F_L^{Hq} and F_R^{Hq} are complex parameters satisfying $|F_L^{Hq}|^2 + |F_R^{Hq}|^2 = 1$.

The contribution of each light quark to the total cross section is independent of the chirality of the couplings, and is determined by the value of κ_{Hqt} . The cross section thus can put a limit on the relevant κ_{Hqt} if only $q = u$ or only $q = c$ contribution is present. However, in the case of both u and c contributions being present, the experimental limit on the cross section does not determine individual u quark and c quark couplings. What the limit on the cross section can restrict is the combination $\kappa_{Hut}^2 \sigma_u + \kappa_{Hct}^2 \sigma_c$, where $\sigma_{u,c}$ is the cross section for the u, c quark contribution. Experiments [17, 18] determine the limit on the coupling assuming, firstly, only right-handed coupling and secondly, either a u -quark contribution or a c -quark contribution.

We now present the numerical results for the polar distribution of the top quark and the polar and azimuthal distributions of the charged lepton from top-quark decay, and discuss how these can be used to determine more details of the flavour-violating couplings. The calculations are based on an analytical calculation at the partonic level of the spin density matrix for the production of a polarized top quark, and for its decay into a $b\ell^+\nu_\ell$ (and similarly for the top anti-quark) [19]. Integration over the parton densities and over relevant phase-space variables is carried out numerically.

In view of the identical form of the effective Hqt interactions chosen for the u quark and the c quark, it is natural to wonder what gives rise to the difference in angular distributions of the top quark and of the charged leptons arising from the u -quark and c -quark contributions. One possibility is, of course, the difference in the masses of these quarks. However, in our numerical calculations, the u and c masses have been neglected, so that possibility as the cause of the differences in the angular distributions is ruled out. It is clear that with the u and c quarks assumed massless, there would be no difference between their contributions at the parton level.

The other possible reason is the differences in the parton distribution functions (PDF's) used for the u and c quarks. The differences in the PDF's are certainly responsible for differences in the contributions to the total cross section from these quarks, since the u PDF having a valence component would contribute a larger amount to the total cross section. However, the differences in the u and c PDF's can also give rise to differences in the shapes of angular distributions because the u and \bar{u} PDF's would be significantly different in magnitude and shape from each other, whereas the c and \bar{c} PDF's would be similar to each other in magnitude and shape.

3 Numerical Results

Since the study we propose needs some kinematic details, a future LHC run with a higher luminosity will be required. For this we assume a cm energy of 14 TeV.

In practice, each experiment uses a specific decay channel for the H , as for example, $H \rightarrow b\bar{b}$ [17] or $H \rightarrow \gamma\gamma$ [18], and the relevant quantity is the cross section times the branching ratio for the decay channel used. We have concentrated on the $b\bar{b}$ decay channel of the Higgs, as this has the largest branching ratio. But it is obvious that more information can be obtained by combining it with other cleaner channels like $H \rightarrow \gamma\gamma$ (with a somewhat low branching ratio, 2.27×10^{-3}). Thus, when we use the term the cross section below, we refer to the cross section for a $t\bar{b}$ final state, or in case of charged-lepton distributions, a $bl\nu b\bar{b}$ final state. We combine cross sections for tH and the conjugate $\bar{t}H$ production channels. We assume a Higgs mass of 125 GeV and a top mass of 172 GeV. We make use of CTEQ6L parton distributions. Though other parton distributions may predict somewhat different cross section values, the main features of the kinematic distributions which we examine are not expected to change significantly.

3.1 The total cross section

As mentioned earlier, the cross section for tH production does not depend on the chirality of the couplings. Hence, for the cross section, we need only the value of the relevant κ_{Hqt} . For $\kappa_{Hut} = 1$ and $\kappa_{Hct} = 0$, we obtain the cross sections for $tH + \bar{t}H$ production with H decaying into $b\bar{b}$ as 15.1 pb for the sum

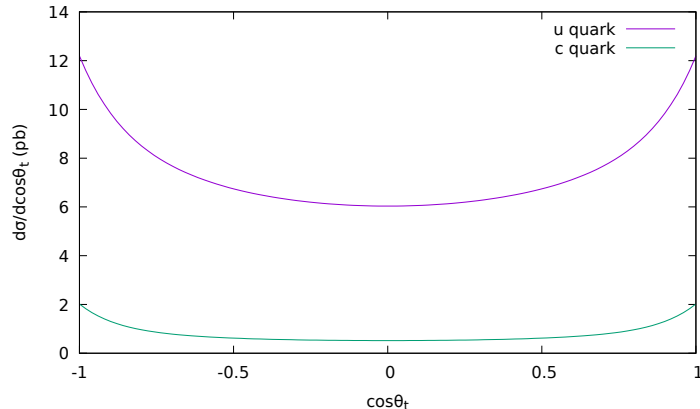


Figure 1: Top-quark polar distributions for unit Hqt coupling, when q is the u quark, and when q is the c quark.

of the u and \bar{u} contributions. For $\kappa_{Hut} = 0$ and $\kappa_{Hct} = 1$ we obtain 1.79 pb for the sum of the c and \bar{c} contributions. We assume the $H \rightarrow b\bar{b}$ branching ratio to be 0.582. One could similarly put in the relevant branching ratios in the case of other H decays. Thus, if both u and c contributions are assumed to exist, the experimental measurement of the cross section can only give a limit on the combination

$$\sigma_{Ht} = (15.1 \text{ pb}) \kappa_{Hut}^2 + (1.79 \text{ pb}) \kappa_{Hct}^2. \quad (2)$$

3.2 Top-quark polar distribution

We next calculate the top polar-angle differential cross section contributions from the u and c quarks in the laboratory (lab) frame in order to investigate if the shape can be used to determine their relative contributions.

The lab frame differential cross section $d\sigma/d\cos\theta_t$ is plotted as a function of $\cos\theta_t$ in Fig. 1, for the u -quark contribution for $\kappa_{Hut} = 1$ and for the c -quark contribution for $\kappa_{Hct} = 1$. We find that the $\cos\theta_t$ distribution is shallower for the u -quark contribution as compared to the c -quark contribution. The differential cross section at $\cos\theta_t = \pm 1$ is about 4 times that at $\cos\theta_t = 0$ for the c -quark contribution, whereas the ratio of differential cross sections is about 2 for the u -quark contribution. This is illustrated in Fig. 2, where this ratio is plotted as a function of the coupling ratio $\kappa_{Hut}^2/\kappa_{Hct}^2$.

By measuring the ratio of the differential cross sections at these values of top polar angles, one can infer the relative contributions of the u -quark and c -quark couplings to tH . We take up a concrete example as an illustration. If the ratio of differential cross sections at $\cos\theta_t = 1$ and $\cos\theta_t = 0$ is found to be 3, then Fig. 2 shows that the ratio $\kappa_{Hut}^2/\kappa_{Hct}^2$ is about 0.15. If the experimental value is, let us say, 0.01 pb for the cross section with a $b\bar{b}$ final state arising from

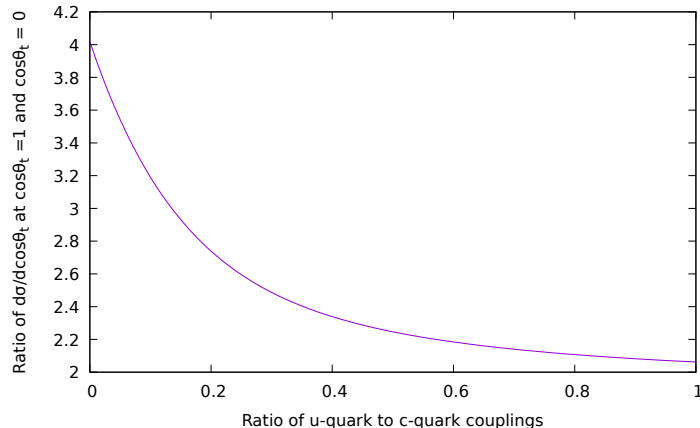


Figure 2: The ratio of the value of $d\sigma/d\cos\theta_t$ at $\cos\theta_t = 1$ to its value at $\cos\theta_t = 0$ plotted as a function of $\kappa_{Hut}^2/\kappa_{Hct}^2$

H decay, then, using this value in eq. (2), the value of κ_{Hct}^2 is about 0.01/4.04, or very nearly 2.5×10^{-3} , and that of κ_{Hut}^2 is $0.15 \times (2.5 \times 10^{-3})$, which is about 3.75×10^{-4} .

It is difficult to make an estimate of the accuracy of such a determination, since both coupling constants are unknown. Nevertheless, to attempt a rough estimate in the example considered above, we can see that the assumed cross section of 0.01 pb for a $Hb\bar{b}$ final state would enable 10^4 events to be produced for an integrated luminosity of 1000 fb^{-1} , amounting to an uncertainty of 1%. Taking this as the dominant error, the uncertainty in the determination of the couplings would be about 0.5% in a typical case, with an integrated luminosity of 1000 fb^{-1} .

3.3 Charged-lepton angular distributions

We have worked out the differential cross section for the charged lepton arising from t decay in the lab frame. We choose a frame where the beam momentum direction is the z axis, and the top momentum direction lies in the xz plane in the laboratory frame.

We find that the $\cos\theta_\ell$ distribution is very nearly independent of the value of $|F_L^{Hq}|^2 - |F_R^{Hq}|^2$ for the u -quark as well as the c -quark contributions. This is illustrated for the u -quark process in Fig. 3. (We drop the superscripts Hu and Hc on F_L and F_R .) We thus would not get much information on the chiral structure of the couplings from the polar distribution.

As for the azimuthal distributions, we do find some dependence on the chiral structure of the couplings. Fig. 4 shows the differential ϕ_ℓ distribution for the u -quark contribution as a function of ϕ_ℓ , whereas Fig. 5 shows the ϕ_ℓ distribution, normalized to the total cross section σ . For increasing $|F_L|^2 - |F_R|^2$, the ϕ_ℓ

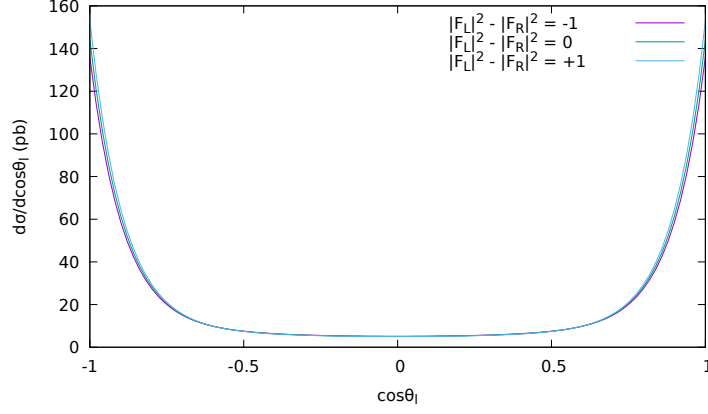


Figure 3: The charged-lepton polar angle distribution in the $ug \rightarrow tH$ process for $\kappa_{Hut} = 1$, and different combinations of left-handed and right-handed coupling combinations.

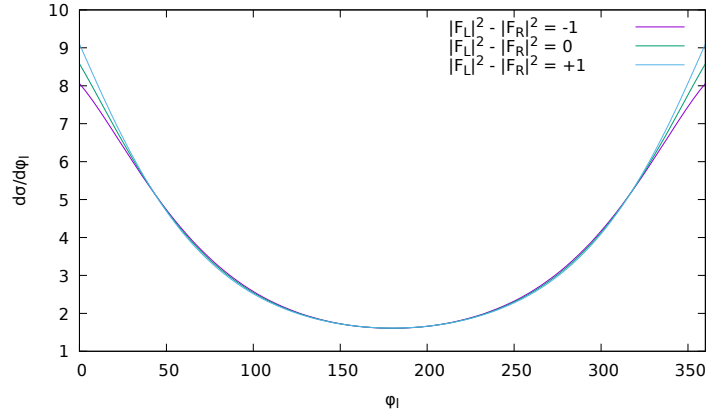


Figure 4: The charged-lepton azimuthal distribution from the $ug \rightarrow tH$ subprocess contribution for $\kappa_{Hut} = 1$, and for 3 different combinations of left-handed and right-handed coupling combinations.

distribution for the u -quark contribution shows a steady increase in the value at $\phi_\ell = 0, 2\pi$, while the value at $\phi_\ell = \pi$ increases very slowly. The increase in the value of the differential cross section at $\phi_\ell = 0, 2\pi$ in going from $|F_L|^2 - |F_R|^2 = -1$ to $|F_L|^2 - |F_R|^2 = 1$ is about 10%, whereas the corresponding increase for $\phi_\ell = \pi$ is about 1%. This also means that the ratio of the cross sections at $\phi_\ell = 0, 2\pi$ and $\phi_\ell = \pi$ changes by about 10% in going from $|F_L|^2 - |F_R|^2 = -1$ to $|F_L|^2 - |F_R|^2 = 1$. For the c -quark contribution, the changes are negligible

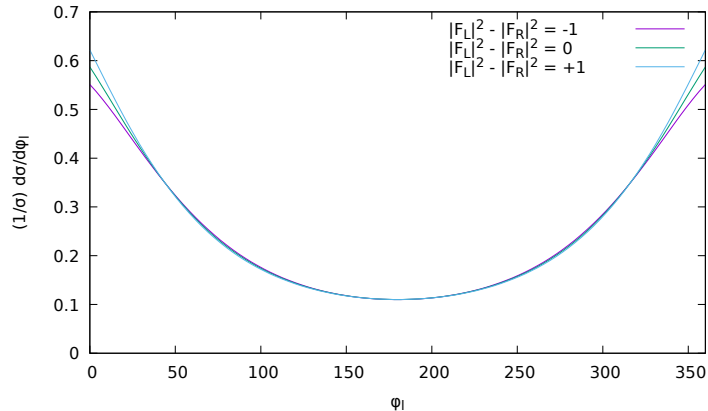


Figure 5: The charged-lepton azimuthal distribution normalized to the total cross section σ in the $ug \rightarrow tH$ subprocess contribution for $\kappa_{Hut} = 1$, and for 3 different combinations of left-handed and right-handed coupling combinations.

for $\kappa_{Hct} = 1$. This implies that if κ_{Hut} is known to be much larger than κ_{Hct} , measurement of the differential cross section at $\phi_\ell \approx 0$ or 2π with 10% accuracy or better may be able to distinguish between right chiral and left chiral couplings. In the presence of a comparable κ_{Hct} contribution, with both κ_{Hut} and κ_{Hct} assumed small compared to 1, this distinction will not be possible.

To make a rough estimate of the luminosity that would be required for distinguishing the chirality of the κ_{Hut} couplings, we note that for a range of $\Delta\phi_\ell$ around $\phi_\ell = \pi$, the number of events in such a bin would be approximately $\Delta N \approx 8.5 \Delta\phi_\ell \mathcal{L}$, where \mathcal{L} is the luminosity in pb^{-1} . For a fractional change of 10% in the differential cross section due to the difference between left-handed and right-handed chirality structures to be measurable at the 1σ level, ΔN should be larger than 100. For a choice of $\Delta\phi_\ell = 0.1$ radian (approximately 6°), the required luminosity is about $118 \text{ pb}^{-1} \approx 0.1 \text{ fb}^{-1}$. This assumed $\kappa_{Hut} = 1$. Assuming a limit on κ_{Hut} of about 0.01 with a future higher luminosity run (the current limit being of the order of 0.037), the required luminosity would be 1000 fb^{-1} .

We note in passing that the angular distributions of the charged lepton arising in top decay can be used as a measure of the top polarization in its production process. Of the polar and azimuthal angular distributions, the azimuthal distribution is more sensitive to the top polarization [19], though both of them are insensitive to any anomalous tbW coupling at linear order in the decay process [19, 20]. Thus, the measurement of the angular distributions of charged leptons we have discussed here would not get contribution from anomalous tbW couplings, if they are small.

4 Conclusions

We have studied the role that angular distributions of the top quark, and those of the charged leptons from top-quark decay, in the process of tH production in pp collisions, may play in studying details of possible flavour-changing Hqt ($q = u, c$) couplings.

Measurement of the cross section, carried out using the LHC data at cm energy of 13 TeV, enabled a limit to be put on the Hqt coupling κ_{Hqt} assuming contribution from only one of the quarks u or c . We have studied the role that the polar distribution of the top quark can play in determining the relative contributions of the Hut and Hct couplings. In particular, since the shapes of the polar distributions arising from u and c contributions are different, the ratio of differential cross sections at $\theta = 0$ and $\theta = \pi/2$, together with the total cross section, can identify, given sufficient data, the ratio $\kappa_{Hut}/\kappa_{Hct}$. The chirality of the coupling does not play any role in this because the differential cross section does not depend on it. A rough estimate of the uncertainty in a typical choice of couplings yields 0.5% for an integrated luminosity of 1000 fb^{-1} .

We have then studied the possibility of the angular distribution of the charged lepton helping to unravel the chiral structure of the Hqt coupling. We find that polar distributions of the charged leptons are insensitive to the chiral structure. Of the azimuthal distributions arising from the u contribution and the c contribution, the distribution from the u contribution is somewhat sensitive to the chiral structure. In particular, the differential cross section near $\phi_\ell = 0$ or π varies by about 10% in going from a left chiral coupling to a right chiral coupling, whereas the differential cross section near $\phi_\ell = \pi/2$ is almost unchanged. A rough estimate of the integrated luminosity which may be needed to distinguish this 10% variation yields 1000 fb^{-1} .

These results assume certain ideal experimental conditions, and one needs to exercise caution in accepting them as such for the following reasons.

The measurement of the top angular distribution relies on accurate reconstruction of the top four-momentum, which presents a challenge at LHC experiments. In case of leptonic decays of the top, the unobserved neutrinos complicate the reconstruction of the top four-momentum. The hadronic top decays suffer from QCD and combinatorial backgrounds, even though the hadronic decays give better statistics because of the larger branching ratio. Recent results in machine learning-based top tagging have demonstrated significant improvements in top tagging performance over the standard jet substructure methods used in past. These would indeed play a useful role in improving the measurement of top angular distributions suggested in this work. A couple of recent relevant papers on the use of machine-learning for top tagging are [21, 22] which are also good sources of references to earlier work on the topic.

Another point to be borne in mind is that the geometry of the LHC detectors imposes limitations on the detection of particles in the forward direction. It may therefore be unrealistic to expect the detection of top-quark events with $\cos\theta_t = \pm 1$. Clearly, one would have to work out the results for more realistic forward and backward values of the top polar angle.

We hope that a more detailed numerical analysis with realistic experimental conditions will enable use of the above observations for measuring (or limiting) more details of the structure of the flavour changing Higgs couplings at future LHC runs with higher luminosity.

Acknowledgement

The author gratefully acknowledges financial support from the Senior Scientist programme of the Indian National Science Academy, New Delhi. The author thanks the Indian Academy of Sciences, Bengaluru, for hospitality and a pleasant working environment during the completion of this work.

References

- [1] A. Azatov, M. Toharia and L. Zhu, *Phys. Rev. D* **80**, 035016 (2009). [1]
- [2] A. Azatov, G. Panico, G. Perez and Y. Soreq, *JHEP* **12**, 082 (2014).
- [3] J. A. Aguilar-Saavedra, *Phys. Rev. D* **67**, 035003 (2003). [erratum: *Phys. Rev. D* **69**, 099901 (2004)].
- [4] G. C. Branco, P. M. Ferreira, L. Lavoura, M. N. Rebelo, M. Sher and J. P. Silva, *Phys. Rept.* **516**, 1 (2012).
- [5] S. Bejar, J. Guasch and J. Sola, *Nucl. Phys. B* **600**, 21 (2001).
- [6] J. Guasch and J. Sola, *Nucl. Phys. B* **562**, 3 (1999).
- [7] J. J. Cao, G. Eilam, M. Frank, K. Hikasa, G. L. Liu, I. Turan and J. M. Yang, *Phys. Rev. D* **75**, 075021 (2007).
- [8] J. Cao, C. Han, L. Wu, J. M. Yang and M. Zhang, *Eur. Phys. J. C* **74**, 3058 (2014).
- [9] G. Eilam, A. Gemintern, T. Han, J. M. Yang and X. Zhang, *Phys. Lett. B* **510**, 227 (2001).
- [10] K. F. Chen, W. S. Hou, C. Kao and M. Kohda, *Phys. Lett. B* **725**, 378 (2013).
- [11] I. Baum, G. Eilam and S. Bar-Shalom, *Phys. Rev. D* **77**, 113008 (2008).
- [12] C. Kao, H. Y. Cheng, W. S. Hou and J. Sayre, *Phys. Lett. B* **716**, 225 (2012).
- [13] B. Altunkaynak, W. S. Hou, C. Kao, M. Kohda and B. McCoy, *Phys. Lett. B* **751**, 135 (2015).
- [14] [ATLAS], ATLAS-CONF-2022-014.

- [15] M. Aaboud *et al.* [ATLAS], JHEP **05**, 123 (2019).
- [16] [ATLAS], G. Aad *et al.* [ATLAS], JHEP **2306**, 155 (2023)
- [17] A. M. Sirunyan *et al.* [CMS], JHEP **06**, 102 (2018). A. Tumasyan *et al.* [CMS], JHEP **02**, 169 (2022).
- [18] A. Tumasyan *et al.* [CMS], Phys. Rev. Lett. **129**, 032001 (2022).
- [19] R. M. Godbole, S. D. Rindani and R. K. Singh, JHEP **12**, 21 (2006).
R. M. Godbole, K. Rao, S. D. Rindani and R. K. Singh, JHEP **11**, 144 (2010).
- [20] R. M. Godbole, M. E. Peskin, S. D. Rindani and R. K. Singh, Phys. Lett. B **790**, 322 (2019); S. D. Rindani, Pramana **54**, 791 (2000); B. Grzadkowski and Z. Hioki, Phys. Lett. B **476**, 87 (2000); B. Grzadkowski and Z. Hioki, Nucl. Phys. B **585**, 3 (2000) [erratum: Nucl. Phys. B **894**, 585 (2015)].
- [21] R. Sahu and K. Ghosh, arXiv:2309.01568 [hep-ph] (2023).
- [22] P. Keicher, arXiv:2301.09534 [hep-ex] (2023).