

Elastic scattering of supernova neutrinos with electrons in xenon

Pijushpani Bhattacharjee^{1,*} and Kamales Kar^{2,†}

¹*Department of Physics, Syracuse University, Syracuse NY 13244, USA*

²*Ramakrishna Mission Vivekananda Educational and Research Institute,
Belur Math, Howrah 711202, India*

Abstract

Neutrinos from a Galactic core collapse supernova can undergo elastic scattering with electrons in xenon atoms in liquid xenon based dark matter detectors giving rise to electrons of kinetic energy up to a few MeV. We calculate the scattered electron spectrum and the number of such elastic scattering events expected for a typical Galactic core collapse supernova in a xenon target. Although the expected number of events is small (compared to, for example, inelastic neutrino-nucleus charged current interaction with xenon nuclei, that also gives rise to final state electrons), the distinct spectral shape of the scattered electrons may allow identification of the elastic scattering events. Further, while the process is dominated by neutrinos and antineutrinos of electron flavor, it receives contributions from all the six neutrino species. Identification of the electron scattering events may, therefore, allow an estimation of the relative fractions of the total supernova explosion energy going into electron flavored and non-electron flavored neutrinos.

* pijushpaniw@gmail.com

† kamales.kar@gmail.com

I. INTRODUCTION

Emission of bursts of neutrinos (and antineutrinos) of all flavors with a total energy of $\sim 10^{53}$ erg over a timescale of ~ 10 s and with average neutrino energies of ~ 10 MeV is a robust prediction of the theory and phenomenology of core collapse supernova (CCSN) explosions; see, e.g., [1–3]. This prediction was spectacularly confirmed by the detection of neutrinos from the supernova SN1987A located in the Large Magellanic Cloud (LMC) at a distance of ~ 50 kpc from Earth [4]. A number of currently operating and upcoming large neutrino detectors [5] should be able to detect neutrino bursts from reasonably close by (occurring within, say, 10 kpc from Earth) future Galactic supernova (SN) bursts.

Of particular interest for the purpose of this paper is the possibility of SN neutrino detection in the next generation large liquid xenon based dark matter detectors [6, 7]. The primary SN neutrino detection channel in these detectors is the weak neutral current (NC) process of coherent elastic neutrino-nucleus scattering ($\text{CE}\nu\text{NS}$) [8] in which neutrinos and antineutrinos of all flavors elastically scatter off the xenon nuclei. The recoiling xenon nuclei give rise to scintillation photon signals as they lose energy in the liquid xenon medium. Because of the flavor blind nature of the $\text{CE}\nu\text{NS}$ process, identification of SN neutrino induced $\text{CE}\nu\text{NS}$ events in these detectors can in principle provide an estimate of the total SN explosion energy going into neutrinos. In addition to $\text{CE}\nu\text{NS}$, SN ν_e s can also undergo inelastic charged current (CC) interaction with the xenon nuclei [9] producing a prompt electron in the final state together with gamma rays and neutrons from de-excitation of the target xenon nucleus. Being dominantly sensitive to ν_e s [9] and completely insensitive, due to energetic reasons, to neutrinos and antineutrinos of muon and tau flavors, the detection and identification of the electron events due to inelastic ν_e -nucleus CC interaction may provide a handle on the SN explosion energy going into ν_e s.

The subject of this paper is a possible third kind of SN neutrino interaction process in xenon based detectors, namely, elastic scattering of the SN neutrinos with the electrons of the xenon atoms. As we shall see, due to relatively small cross section of the process, the expected number of elastic scattering interactions is small compared to, for example, inelastic neutrino-nucleus CC interactions [9] that also produce an electron in the final state. However, the scattered electrons are found to have a distinct spectral shape that may allow distinguishing the elastic scattering events from the inelastic neutrino-nucleus

CC origin electron events. In addition, although the elastic scattering process is dominated by neutrinos and antineutrinos of electron flavor, it receives contributions from all the six neutrino species. Identification of the electron scattering events may, therefore, allow an independent estimation of the relative fractions of the total supernova explosion energy going into electron flavored and non-electron flavored neutrinos.

The rest of the paper is organized as follows: In section II we write down the cross sections for elastic scattering of all the neutrino and antineutrino species with the electrons bound within xenon atoms adopting the so-called “free” electron approximation. In section III we write down the expression for calculating the energy spectrum of the scattered electrons, i.e., differential number of scattered electrons as a function of their kinetic energy for a given SN neutrino flux spectrum. The SN neutrino flux spectrum we adopt for illustrating our calculations is described in section IV. Section V describes our results, and a brief summary of our main results is presented in section VI.

II. ELASTIC SCATTERING OF NEUTRINOS AND ANTINEUTRINOS ON ELECTRONS IN XENON

Since SN neutrinos have energies only up to a few tens of MeV, muon or tau lepton production in the final state is not possible. Therefore, we only consider the case of the final state charged lepton to be an electron. The differential cross section for elastic scattering of a ν_e off a free electron ($\nu_e e^- \rightarrow \nu_e e^-$), a process that occurs via both charged current (CC) as well as neutral current (NC) electroweak interactions, can be written as [10–12]

$$\frac{d\sigma(\nu_e e^- \rightarrow \nu_e e^-)}{dT_e} = \frac{2G_F^2 m_e}{\pi} \left[Q_-^2 + Q_+^2 \left(1 - \frac{T_e}{E_\nu} \right)^2 - Q_- Q_+ \frac{m_e T_e}{E_\nu^2} \right] \Theta(E_\nu - E_{\nu,\min}), \quad (1)$$

where E_ν and T_e are the incident neutrino energy and the kinetic energy of the final state electron, respectively, $G_F = 1.166 \times 10^{-11} \text{ MeV}^{-2}$ is the Fermi constant, m_e is the electron rest mass,

$$Q_- = \frac{1}{2} + \sin^2 \theta_W, \quad Q_+ = \sin^2 \theta_W \simeq 0.231, \quad (2)$$

and

$$E_{\nu,\min} = \frac{1}{2} \left[T_e + \sqrt{T_e(T_e + 2m_e)} \right] \quad (3)$$

is the minimum neutrino energy that can give rise to a recoiling electron of kinetic energy T_e .

For the process $\nu_x e^- \rightarrow \nu_x e^-$ (with $\nu_x = \nu_\mu, \nu_\tau$), which is a purely NC process, the cross section is given by [11]

$$\frac{d\sigma(\nu_x e^- \rightarrow \nu_x e^-)}{dT_e} = \frac{2G_F^2 m_e}{\pi} \left[\tilde{Q}_-^2 + \tilde{Q}_+^2 \left(1 - \frac{T_e}{E_\nu}\right)^2 - \tilde{Q}_- \tilde{Q}_+ \frac{m_e T_e}{E_\nu^2} \right] \Theta(E_\nu - E_{\nu, \min}), \quad (4)$$

where

$$\tilde{Q}_- = -\frac{1}{2} + \sin^2 \theta_W, \quad \text{and} \quad \tilde{Q}_+ = \sin^2 \theta_W. \quad (5)$$

The cross sections for the antineutrino species, $\bar{\nu}_e e^- \rightarrow \bar{\nu}_e e^-$ and $\bar{\nu}_x e^- \rightarrow \bar{\nu}_x e^-$, are given by equations (1) and (4), respectively, with Q_- (\tilde{Q}_-) and Q_+ (\tilde{Q}_+) interchanged.

The total cross sections for a given initial neutrino energy can be obtained by simply integrating the differential cross sections given above from $T_e = 0$ to $T_{e, \max} = E_\nu / (1 + \frac{m_e}{2E_\nu})$ (given by eq. (3)). The total elastic scattering cross sections as functions of neutrino energy for different neutrino species are shown in Fig. 1.

For neutrinos scattering off electrons in xenon atoms (atomic number $Z = 54$) we use, for simplicity, the “free” electron (FE) approximation whereby the atomic electrons are assumed to be free and at rest. This should be a reasonably good approximation [12, 13] for neutrino energies and final state electron kinetic energies satisfying $E_\nu \gg \max(T_e, E_b)$, where E_b is the largest relevant atomic binding energy, which for xenon is ~ 35 keV. The SN neutrinos have average energies of ~ 10 MeV, and the neutrino fluxes also peak at, and fall off below and above, energies of ~ 10 MeV [2]. For SN neutrinos, therefore, the above condition for applicability of the FE approximation is well satisfied for $T_e \lesssim$ few hundred keV, the energy region where, as we shall see below (see Fig. 3), the dominant contribution to the scattered electron spectrum lies in the case of xenon.

In the FE approximation, then, the differential cross section for elastic scattering of neutrinos off electrons in xenon atoms is simply given by

$$\frac{d\sigma^{\text{Xe}}(\nu_i e^- \rightarrow \nu_i e^-)}{dT_e} = 54 \frac{d\sigma(\nu_i e^- \rightarrow \nu_i e^-)}{dT_e}, \quad (6)$$

where $\nu_i \equiv (\nu_e, \bar{\nu}_e, \nu_\mu, \bar{\nu}_\mu, \nu_\tau, \bar{\nu}_\tau)$, with the individual free electron cross sections as given above.

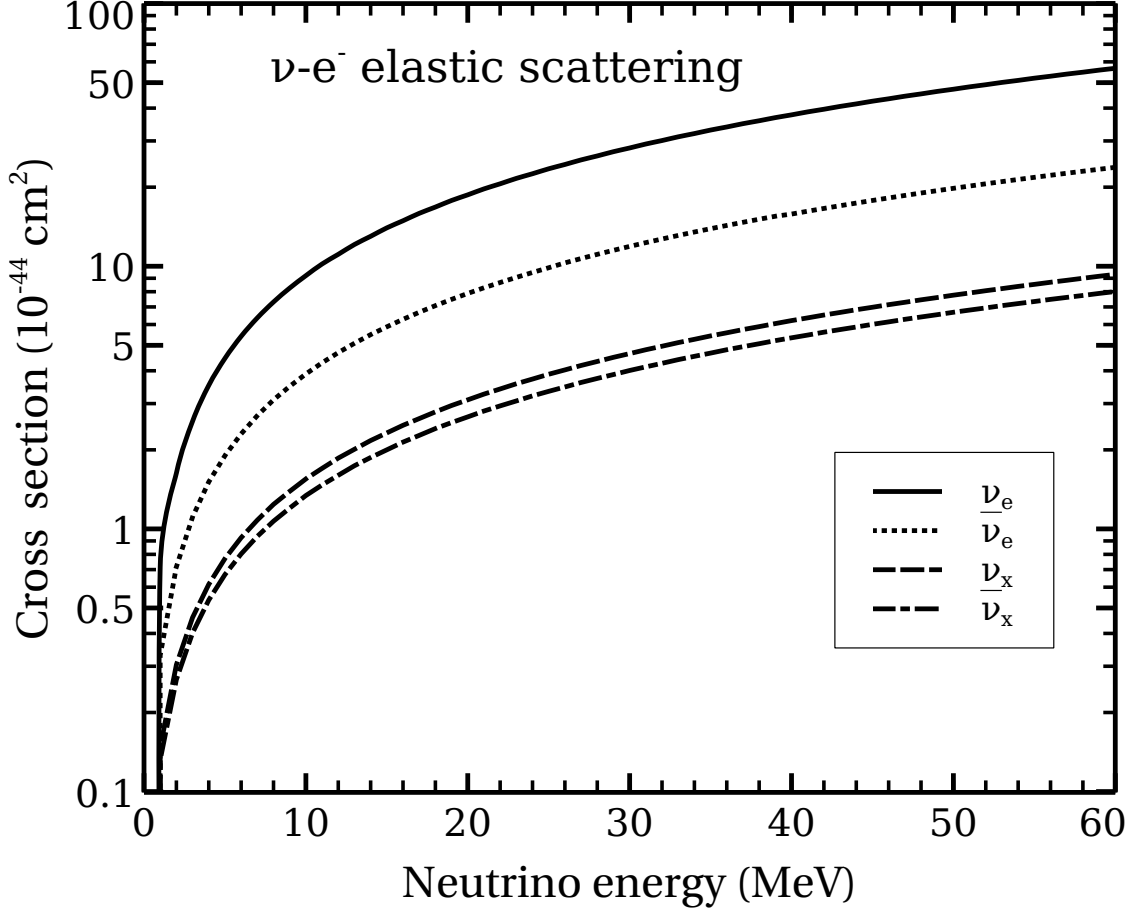


FIG. 1. The total neutrino-electron elastic scattering cross sections as functions of neutrino energy for different neutrino species with $\nu_x \equiv (\nu_\mu, \nu_\tau)$.

III. NUMBER OF NEUTRINO-ELECTRON ELASTIC SCATTERING EVENTS IN XENON DUE TO A SUPERNOVA NEUTRINO BURST

With the cross sections specified as above, the differential number of $\nu - e^-$ elastic scattering events in xenon per ton (1000 kg) of xenon as a function of the scattered electron kinetic energy T_e can be written as

$$\frac{dN}{dT_e} = n_{\text{Xe}} \sum_{\nu_i} \int dE_\nu \Phi_{\nu_i}(E_\nu) \frac{d\sigma^{\text{Xe}}(\nu_i e^- \rightarrow \nu_i e^-)}{dT_e}, \quad (7)$$

where $\nu_i \equiv (\nu_e, \bar{\nu}_e, \nu_\mu, \bar{\nu}_\mu, \nu_\tau, \bar{\nu}_\tau)$, $\Phi_{\nu_i}(E_\nu)$ is the time-integrated (over the SN burst duration) flux (number per unit area per unit energy) at Earth of the ν_i species, and n_{Xe} is the number of xenon atoms per ton of xenon. For the purpose of illustration of our results here

we consider a specific isotope of xenon, namely, ^{132}Xe , for which $n_{\text{Xe}} = 4.56 \times 10^{27}$.

IV. SUPERNOVA NEUTRINO FLUX

The time dependent number of neutrinos of type ν_i emitted (at the neutrinosphere) per unit time per unit energy is usually written as [14]

$$f_{\nu_i}^0(t, E_\nu) = \frac{L_{\nu_i}(t)}{\langle E_{\nu_i} \rangle(t)} \varphi_{\nu_i}(E_\nu, t), \quad (8)$$

where $L_{\nu_i}(t)$, $\langle E_{\nu_i} \rangle(t)$ and $\varphi_{\nu_i}(E_\nu, t)$ are, respectively, the luminosity, average energy and normalized energy spectrum ($\int \varphi_{\nu_i}(E_\nu, t) dE_\nu = 1$) of neutrinos of type ν_i . The energy spectrum is parametrized as [14]

$$\begin{aligned} \varphi_{\nu_i}(E_\nu, t) = & \frac{1}{\langle E_{\nu_i} \rangle(t)} \frac{(1 + \alpha_{\nu_i}(t))^{1 + \alpha_{\nu_i}(t)}}{\Gamma(1 + \alpha_{\nu_i}(t))} \left(\frac{E_\nu}{\langle E_{\nu_i} \rangle(t)} \right)^{\alpha_{\nu_i}(t)} \\ & \times \exp \left[- (1 + \alpha_{\nu_i}(t)) \frac{E_\nu}{\langle E_{\nu_i} \rangle(t)} \right], \end{aligned} \quad (9)$$

where

$$\alpha_{\nu_i}(t) = \frac{2\langle E_{\nu_i} \rangle^2(t) - \langle E_{\nu_i}^2 \rangle(t)}{\langle E_{\nu_i}^2 \rangle(t) - \langle E_{\nu_i} \rangle^2(t)}$$

is the spectral shape parameter.

For values of the quantities $L_{\nu_i}(t)$, $\langle E_{\nu_i} \rangle(t)$ and $\alpha_{\nu_i}(t)$, in this paper we use for definiteness the results from the hydrodynamic simulations of the Basel-Darmstadt (B-D) group [15] for a $18M_\odot$ progenitor star. We note here that ν_μ , $\bar{\nu}_\mu$, ν_τ , and $\bar{\nu}_\tau$ have the same luminosities, average energies and spectral shape parameters in the B-D simulations.

The fluxes of neutrinos of different flavors arriving at Earth are subject to various flavor oscillation processes including the conventional matter-enhanced Mikheyev-Smirnov-Wolfenstein (MSW) oscillation (see, e.g., [16]) as well as collective neutrino flavor oscillations due to ν - ν interaction in the interior of the SN progenitor star [2, 17–19]. The phenomenon of collective oscillation can be complicated depending on the spectral details of different neutrino species and matter density profile inside the SN progenitor star. Here we shall follow a simplified treatment [2, 20] in which, for the time-integrated fluxes of our interest here, the collective oscillation effects are generally regarded as small and the fluxes, $\Phi_{\nu_i}(E_\nu) \equiv \frac{1}{4\pi d^2} \int dt f_{\nu_i}(t, E_\nu)$, of various neutrino species arriving at Earth (d being the distance to the SN from Earth) are essentially determined by the standard MSW oscillations

(with $\theta_{13} = 0$, $\theta_{23} = 45^\circ$, $\theta_{12} = 33^\circ$), and are given, for the case of normal hierarchy (NH) of neutrino mass ordering, by

$$f_{\nu_e} = f_{\nu_x}^0 \quad \text{and} \quad f_{\bar{\nu}_e} = \cos^2 \theta_{12} f_{\bar{\nu}_e}^0 + \sin^2 \theta_{12} f_{\nu_x}^0, \quad (10)$$

$$f_{\nu_\mu} = f_{\nu_e}^0 \quad \text{and} \quad f_{\bar{\nu}_\mu} = \cos^2 \theta_{12} f_{\nu_x}^0 + \sin^2 \theta_{12} f_{\bar{\nu}_e}^0, \quad (11)$$

$$f_{\nu_\tau} = f_{\nu_x}^0 \quad \text{and} \quad f_{\bar{\nu}_\tau} = f_{\nu_x}^0, \quad (12)$$

where as mentioned above we have used $f_{\nu_\mu}^0 = f_{\bar{\nu}_\mu}^0 = f_{\nu_\tau}^0 = f_{\bar{\nu}_\tau}^0 \equiv f_{\nu_x}^0$ following the results of the hydrodynamic simulations of the Basel-Darmstadt group [15] that we use for the emitted fluxes of neutrinos of different flavors in our numerical calculations described below.

For the case of inverse hierarchy (IH) of neutrino mass ordering, the fluxes of various neutrino species are obtained by interchanging the neutrinos and corresponding antineutrinos of each flavor on both sides of equations (10)–(12) and at the same time interchanging $\cos^2 \theta_{12}$ and $\sin^2 \theta_{12}$.

With the fluxes of various neutrino species and their elastic scattering cross sections with electrons in xenon atoms specified as above, we can easily evaluate the expected number of scattering events as a function of the scattered electron's kinetic energy using equation (7). The results are shown and discussed below. We show the results only for the NH case of neutrino mass ordering; there are no significant differences in the results for the IH case. Also, for convenience, we show the results with the SN at a distance of $d = 1$ kpc from Earth, with the number of events simply scaling as $1/d^2$.

V. RESULTS AND DISCUSSIONS

The differential spectrum of the scattered electrons due to supernova neutrino induced neutrino-electron elastic scattering on a target of ^{132}Xe is shown in Figure 2. It is seen that contributions from ν_e s and $\bar{\nu}_e$ s dominate the total spectrum: While ν_e and $\bar{\nu}_e$ contributions are comparable, $\bar{\nu}_e$ contribution slightly exceeds that of ν_e up to $T_e \sim 0.5$ MeV above which the reverse is the case. The combined number of ν_e and $\bar{\nu}_e$ induced events is typically a factor of 2 larger than the combined number of events due to ν_μ , $\bar{\nu}_\mu$, ν_τ and $\bar{\nu}_\tau$. At the same time, the ν_μ contribution is about a factor of 1.5 larger than the individual $\bar{\nu}_\mu$, ν_τ and $\bar{\nu}_\tau$ contributions which are comparable with each other.

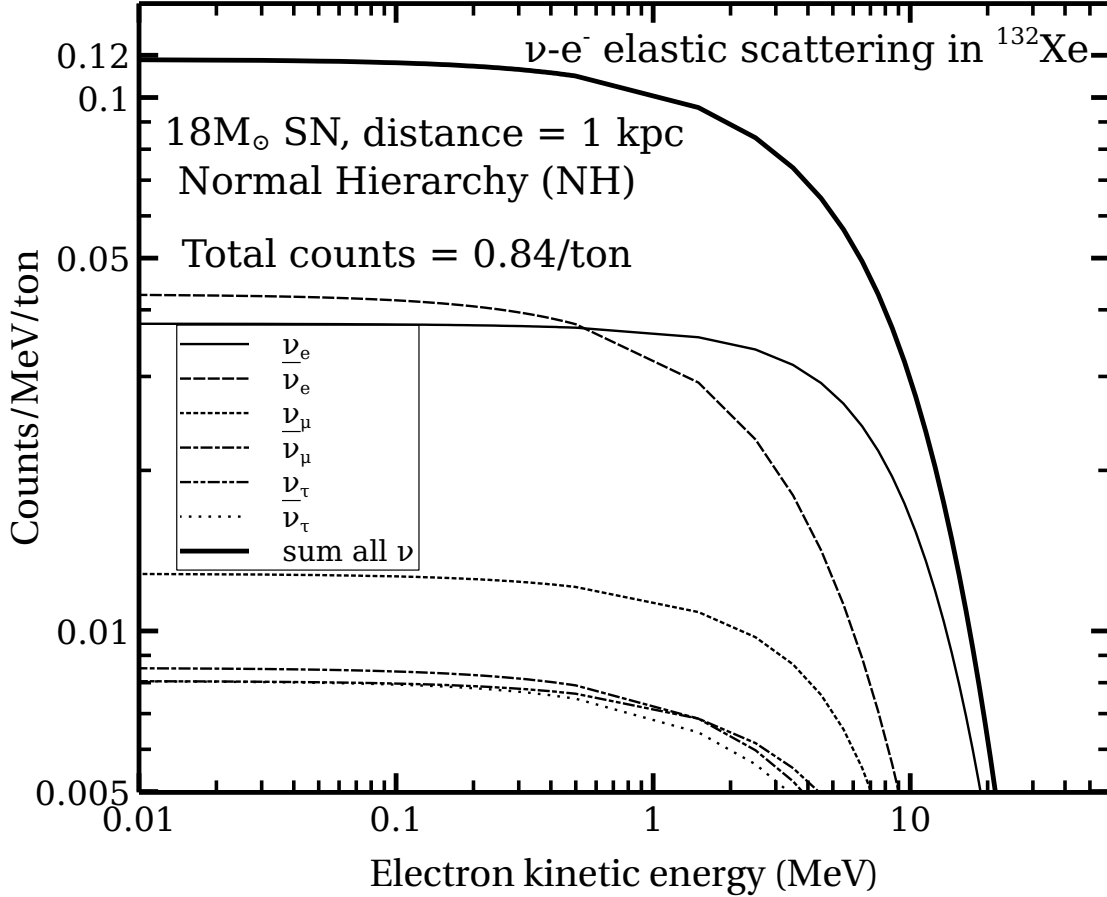


FIG. 2. The differential spectrum of scattered electrons due to supernova neutrino induced neutrino-electron elastic scattering on a target of ^{132}Xe .

In Fig. 3 we show for comparison the differential spectrum of the scattered electrons due to neutrino-electron elastic scattering on a target of ^{132}Xe and that of the electrons produced through ν_e -induced inelastic neutrino-nucleus charged current interaction, $^{132}\text{Xe}(\nu_e, e^-)^{132}\text{Cs}^*$ [9], both due to the same SN model as used in Fig. 2. We see that although in terms of total number of events the ν_e induced inelastic neutrino-nucleus CC interaction dominates over the $\nu - e^-$ elastic scattering process — a total count of $\sim 13/\text{ton}$ for the former as against $0.84/\text{ton}$ for the elastic scattering process — the latter dominates for electron kinetic energies below ~ 1 MeV. Identification of low energy ($\lesssim 100$ keV, say) electron events may, therefore, offer a signature of the $\nu - e^-$ elastic scattering process that receives contributions from all the six species of neutrinos with varying degrees of contribution to the total number of scattering events, as discussed above. Thus, together

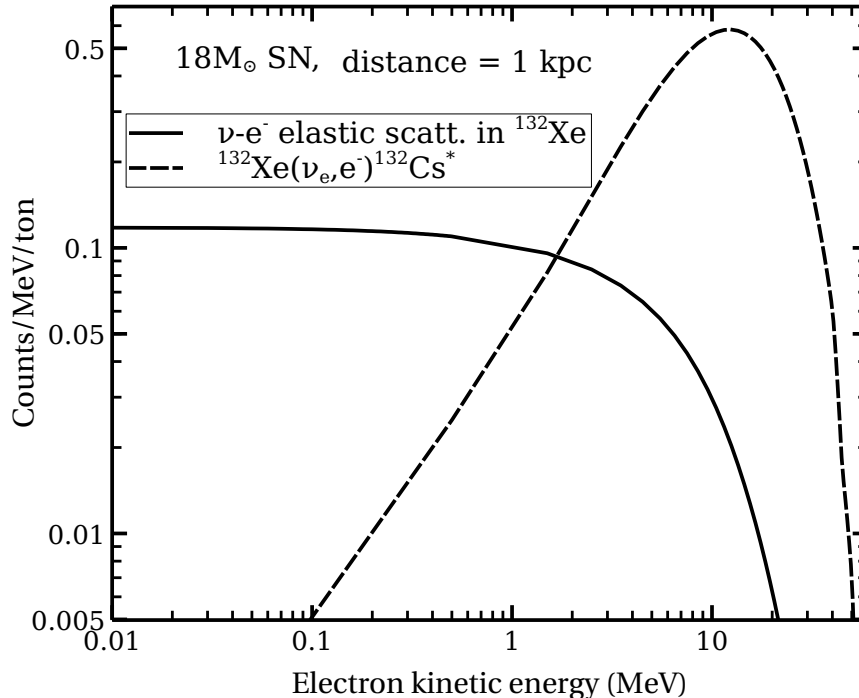


FIG. 3. Comparison of the differential spectrum of (a) the scattered electrons due to neutrino-electron elastic scattering on a target of ^{132}Xe (solid line), and (b) the electrons due to ν_e -induced inelastic neutrino-nucleus charged current interaction, $^{132}\text{Xe}(\nu_e, e^-)^{132}\text{Cs}^*$ [9] (dashed line), for the same SN model as used in Fig. 2.

with (a) the nuclear recoil events due to the $\text{CE}\nu\text{NS}$ process, which could yield an estimate of the total SN explosion energy going into all six neutrino species, and (b) the ν_e induced inelastic neutrino-nucleus CC interactions, which would provide an estimate of the energy fraction going into ν_e s, the identification of the $\nu - e^-$ elastic scattering events may offer a handle on the relative fractions of the total supernova explosion energy going into different neutrino species, in particular, the relative energy fractions going into electron flavored and non-electron flavored neutrinos.

VI. SUMMARY

In this paper we have studied the process of elastic scattering of supernova neutrinos on electrons in xenon atoms as a possible detection channel for supernova neutrinos in the next generation multi-ton scale liquid xenon based dark matter detectors. This detection

channel would be in addition to the channels offered by CE ν NS- and ν_e -nucleus inelastic charged current interaction processes. We find that while the expected number of $\nu - e^-$ elastic scattering events is small compared to the other final-state electron producing process, namely, inelastic ν_e -nucleus charged current interaction with xenon nuclei, the distinct spectral shape of the scattered electrons may allow identification of the elastic scattering events. Together with CE ν NS-induced nuclear recoil events and the electron events due to inelastic ν_e -nucleus charged current interaction, the identification of the $\nu - e^-$ elastic scattering events may offer a handle on the total supernova explosion energy going into neutrinos of all species and at the same time the relative fractions of the total supernova explosion energy that go into electron flavored and non-electron flavored neutrinos. For a realistic assessment of the feasibility of detection and identification of the elastic scattering events one needs to consider the spectrum of the scintillation light yield due to the recoil electrons as well as all the relevant backgrounds in the liquid xenon detectors of interest. While the transient nature of the burst may be a mitigating factor as far as the background is concerned, this remains to be examined in detail. Further, it will be of interest to carry out detailed calculations of the event rates using supernova neutrino fluxes from recent 2D and 3D numerical simulations of core-collapse supernova explosions (e.g., [3]). We hope to consider these issues in a future work.

ACKNOWLEDGMENTS

We thank Sovan Chakraborty for providing the numerical data used in this paper for the fluxes of different neutrino species from the results of the Basel-Darmstadt supernova simulations [15]. One of us (PB) wishes to thank Jennifer Ross for hosting him as a Visiting Scholar in the Physics Department, Syracuse University.

-
- [1] H.A. Bethe, *Rev. Mod. Phys.* 62 (1990) 801; H.-T. Janka, *Annu. Rev. Nucl. Part. Sci.* 62 (2012) 407; K. Scholberg, *Annu. Rev. Nucl. Part. Sci.* 62 (2012) 81; A. Burrows, *Rev. Mod. Phys.* 85 (2013) 245; S. Smartt, *Pub. Astron. Soc. Aust.* 32 (2015) e016; B. Müller, *Pub. Astron. Soc. Aust.* 33 (2016) e048; H.-T. Janka, T. Melson, A. Summa, *Annu. Rev. Nucl.*

- Part. Sci. 66 (2016) 341; D. Bandyopadhyay, K. Kar, *Supernovae, Neutron Star Physics and Nucleosynthesis* (Springer, 2022).
- [2] A. Mirizzi, I. Tamborra, H.-T. Janka, N. Saviano, K. Scholberg, R. Bollig, L. Hüdepohl, S. Chakraborty, *Riv. Nuovo Cimento* 39 (2016) 1.
- [3] A. Burrows, D. Vartanyan, *Nature* 589 (2021) 29 [arXiv:2009.14157]; H. Nagakura, A. Burrows, D. Vartanyan, D. Radice, *MNRAS* 500 (2021) 696 [arXiv:2007.05000]; T. Wang, D. Vartanyan, A. Burrows, M.S.B. Coleman, *MNRAS* 517 (2022) 543 [arXiv:2207.02231]; D. Vartanyan, A. Burrows, *MNRAS* 526 (2023) 5900 [arXiv:2307.08735].
- [4] K. Hirata et al. (KAMIOKANDE-II Collaboration), *Phys. Rev. Lett.* 58 (1987) 1490; *Phys. Rev. D* 38 (1988) 448; R.M. Bionta et al., *Phys. Rev. Lett.* 58 (1987) 1494; C.B. Bratton et al., *Phys. Rev. D* 37 (1988) 3361; E.N. Alekseev, L.N. Alekseeva, I.V. Krivosheina, V.I. Volchenko, *Phys. Lett. B* 205 (1988) 209; V.L. Dadykin et al., *JETP Lett.* 45 (1987) 593; M. Aglietta et al., *Europhys. Lett.* 3 (1987) 1315.
- [5] K. Abe et al. (Super-Kamiokande Collaboration), *Phys. Rev. D* 94 (2016) 052010; B. Abi et al. (DUNE Collaboration), *Eur. Phys. J. C* 81 (2021) 423; F. An et al. (JUNO Collaboration), *J. Phys. G* 43 (2016) 030401; K. Abe et al. (Hyper-Kamiokande Collaboration), arXiv:1805.04163; C.A. Duba et al. (HALO Collaboration), *J. Phys. Conf. Ser.* 136 (2008) 042077; D. Väänänen, C. Volpe, *J. Cosmol. Astropart. Phys.* 10 (2011) 019.
- [6] C.J. Horowitz, K.J. Coakley, D.N. McKinsey, *Phys. Rev. D* 68 (2003) 023005; J. Monroe, P. Fisher, *Phys. Rev. D* 76 (2007) 033007; L.E. Strigari, *New J. Phys.* 11 (2009) 105011; S. Chakraborty, P. Bhattacharjee, K. Kar, *Phys. Rev. D* 89 (2014) 013011; R.F. Lang, C. McCabe, S. Reichard, M. Selvi, I. Tamborra, *Phys. Rev. D* 94 (2016) 103009; N. Raj, *Phys. Rev. Lett.* 124 (2020) 141802 [arXiv:1907.05533]; N. Raj, V. Takhistov, S.J. Witte, *Phys. Rev. D* 101 (2020) 043008 [arXiv:1905.09283].
- [7] J. Aalbers et al, *J. Phys. G: Nucl. Part. Phys.* 50 (2023) 013001.
- [8] D.Z. Freedman, *Phys. Rev. D* 9 (1974) 1389; D.Z. Freedman, D.N. Schramm, D.L. Tubbs, *Annu. Rev. Nucl. Sci.* 27 (1977) 167.
- [9] P. Bhattacharjee, A. Bandyopadhyay, S. Chakraborty, S. Ghosh, K. Kar, S. Saha, *Phys. Rev. D* 106 (2022) 043029.
- [10] G. 't Hooft, *Phys. Lett. B* 37 (1971) 195.
- [11] W.J. Marciano and Z. Parsa, *J. Phys. G* 29 (2003) 2629.

- [12] A. Gaspert, P. Giampa, D.E. Morrissey, Phys. Rev. D 105 (2022) 035020.
- [13] M.B. Voloshin, Phys. Rev. Lett. 105 (2010) 201801; 106 (2011) 059901(E).
- [14] M.T. Keil, G.G. Raffelt, H.-T. Janka, Astrophys. J. 590 (2003) 971.
- [15] T. Fischer, S.C. Whitehouse, A. Mezzacappa, F.-K. Thielemann, M. Liebendörfer, Astron. Astrophys. 517 (2010) A80.
- [16] R.N. Mohapatra, P.B. Pal, *Massive Neutrinos in Physics and Astrophysics*, 3rd ed. (World Scientific, Singapore, 2004).
- [17] H. Duan, G.M. Fuller, Y.-Z. Qian, Annu. Rev. Nucl. Part. Sci. 60 (2010) 569.
- [18] S. Chakraborty, R. Hansen, I. Izaguirre, G. Raffelt, Nucl. Phys. B 908 (2016) 366.
- [19] F. Capozzi, B. Dasgupta, A. Mirizzi, M. Sen, G. Sigl, Phys. Rev. Lett. 122 (2019) 091101.
- [20] E. Borriello, S. Chakraborty, A. Mirizzi, P.D. Serpico, I. Tamborra, Phys. Rev. D 86 (2012) 083004.