

Prospects for the Belle II experiment to further elucidate the KM mechanism and beyond

Nanae Taniguchi
(on behalf of the Belle II collaboration)
High Energy Accelerator Research Organization (KEK)
Tsukuba, Japan

1 Introduction

1.1 Physics at a B factory

The main approach of flavor physics experiments is to search for evidence of new physics via quantum effects. Since all quark flavors are produced in e^+e^- collisions, one can study possible couplings between new particles and any quark flavor, including those of the third generation. Within the Standard Model (SM), the third generation gives rise to CP violation, as described by the Kobayashi-Maskawa (KM) mechanism. In addition to quarks, an e^+e^- “ B factory” collider produces a very large number of tau lepton pairs, which the Belle II experiment also studies.

1.2 SuperKEKB and Belle II

SuperKEKB [1] is the only e^+e^- collider now running at the energy of the $\Upsilon(4S)$ resonance. The design goal of SuperKEKB is to achieve an instantaneous luminosity of $10^{35}\text{cm}^{-2}\text{s}^{-1}$. To achieve this, the accelerator runs with large beam currents and very small beam sizes at the interaction point (IP). A comparison of parameters between the previous KEKB accelerator [2] used for the Belle experiment and the SuperKEKB accelerator used for Belle II is given in Table 1. One notable difference is the beam energies, which are less asymmetric at SuperKEKB; this change significantly improves the beam lifetimes.

The Belle II detector consists of multiple components. It is designed to operate at high trigger rates and high background conditions. To achieve this, all components have been upgraded from the previous Belle detector [3], e.g., with finer segmentation and higher time resolution. As the trigger rate at the SuperKEKB design luminosity is expected to reach 30 kHz, a pipe-line readout is implemented. A new vertex detector consisting of silicon pixels and silicon strips provides excellent position resolution for decay vertices of B and D mesons.

	KEKB	SuperKEKB
Beam energy (GeV) of e^-/e^+	8.0/3.5	7.0/4.0
Beam size at IP (mm)	~ 6	~ 0.3
Beam currents (A)	1.4/1.7	2.6/3.6
Luminosity ($\text{cm}^{-2}\text{s}^{-1}$)	2.1×10^{34}	60×10^{34}

Table 1: Main parameters of KEKB and SuperKEKB colliders.

Excellent particle identification is achieved by two newly developed detectors: a quartz-based “time-of-propagation” counter, and an aerogel-based ring-imaging Cherenkov counter.

Belle II began collecting physics data in 2019. In 2020 the SuperKEKB collider exceeded the (instantaneous) luminosity record of KEKB of 2×10^{34} , and in 2022 it achieved a world record luminosity of 4.7×10^{34} . As of the summer of 2022, the integrated luminosity had reached 427 fb^{-1} , which is similar to that recorded by the *BABAR* experiment and about half that recorded by Belle. The Belle II experiment is now concluding a long shutdown and will begin taking data again in early 2024. During this shutdown, the second layer of the silicon pixel detector was installed, and numerous other improvements were made to the detector and accelerator.

2 Belle II physics program

Belle (1999–2010) was constructed to confirm the KM model of CP violation. This was achieved – along with the *BABAR* experiment at SLAC – and resulted in the 2006 Nobel Prize in Physics being awarded to Kobayashi and Maskawa. Belle ultimately recorded almost 1 ab^{-1} of data. Belle II is designed to explore beyond the KM model and hopefully uncover new physics. The final dataset is expected to be $\sim 50 \text{ ab}^{-1}$.

2.1 Search for new physics in mixing

During the era of Belle and *BABAR*, numerous measurements of the elements of the Cabibbo–Kobayashi–Maskawa (CKM) mixing matrix were performed. These provide a precision test of the unitarity of the CKM matrix, i.e., if the internal angles of the CKM “Unitarity Triangle” summed up to less than 180° , or if measurements of the angles determined from tree-amplitude decays and from loop-amplitude decays differed, that would indicate physics beyond the SM. Belle II will continue these measurements with much higher precision, and it is expected to yield among the most precise determinations of all three sides and all three internal angles of this triangle.

The angle ϕ_1 provided the first evidence for CP violation in the B system. This CP violation is caused by interference between a direct decay amplitude and a decay amplitude proceeding via mixing. The decay $B \rightarrow J/\psi K_S$ allows one to measure the CKM angle ϕ_1 with negligible theoretical uncertainty, as

the direct decay amplitude is dominated by a tree diagram and thus contains essentially a single weak phase. For this decay, there will be a time-dependent CP asymmetry between B^0 decays and \bar{B}^0 decays, with an oscillation amplitude given by $\sin 2\phi_1$. Decays such as $B \rightarrow \phi K^0$ and $B \rightarrow \eta' K^0$ should have the same weak phase and thus the same dependence upon $\sin 2\phi_1$. However, they proceed via $b \rightarrow s$ penguin (loop) amplitudes and thus are sensitive to new particles propagating within internal loops. Such particles would deviate the amplitude of the time-dependent CP asymmetry from the SM prediction ($\sin 2\phi_1$). With only a small dataset, Belle II has measured $\sin 2\phi_1$ for $B \rightarrow J/\psi K_S$ decays, as listed in Table 2. The result is consistent with the previous Belle measurement; the systematic uncertainties are comparable due to improvements in the detector performance [5]. In particular, the addition of pixels to the silicon vertex detector improved the precision of the measurement of decay times.

Experiment	$\sin 2\phi_1$	Integrated luminosity
Belle II	$+0.720 \pm 0.062$ (stat) ± 0.016 (syst)	190 fb $^{-1}$
Belle	$+0.670 \pm 0.029$ (stat) ± 0.013 (syst)	771 fb $^{-1}$

Table 2: Measurements of $\sin 2\phi_1$ by Belle II and Belle [6].

Figure 1 shows the Δt distribution of $B^0 \rightarrow J/\psi K_S$ and $\bar{B}^0 \rightarrow J/\psi K_S$ decays, and the measured raw CP asymmetry, where Δt is the difference between the decay time of the signal $B \rightarrow J/\psi K_S$ decay (denoted B_{sig}) and that of the B meson recoiling against the signal decay (denoted B_{tag}). The flavor of B_{sig} (B^0 or \bar{B}^0) is identified by the flavor of B_{tag} . Further improvements in this measurement are expected as the integrated luminosity increases. With the full 50 ab $^{-1}$ of data, the angles of the Unitarity Triangle are expected to be measured with a precision of $\sim 1^\circ$, and the sides with a precision of 1–2%.

2.2 Flavor Changing Neutral Current processes

Flavor Changing Neutral Current (FCNC) processes are a good probe for new physics, as loop diagrams dominate such decays. There are numerous measured observables, and any deviation from the SM prediction would be interpreted as evidence for new physics. For radiative or electroweak decays, having a photon or charged leptons in the final state results in smaller theoretical uncertainties in the SM prediction. However, for exclusive decays there are still significant uncertainties due to hadronization, e.g., the process $B \rightarrow K^*$. Inclusive measurements have smaller theoretical uncertainties but experimentally are more challenging.

Belle-II has measured the branching fraction (\mathcal{B}) for the inclusive radiative decay $B \rightarrow X_s \gamma$ using 189 fb $^{-1}$ of data [7]. This decay proceeds via a $b \rightarrow s \gamma$ loop amplitude, and the measurement employs a “hadronic tag” in which B_{tag} (the B meson recoiling against B_{sig}) is fully reconstructed. This reconstruction reduces backgrounds by orders of magnitude, but it also greatly reduces the

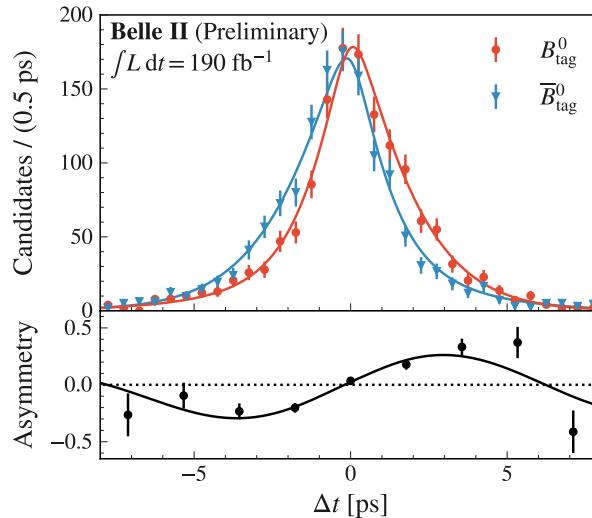


Figure 1: Δt distribution for $B \rightarrow J/\psi K_S$ decays separated by B_{tag} flavor, and the raw asymmetry define as $[N(B_{\text{tag}}^0) - N(\bar{B}_{\text{tag}}^0)]/[N(B_{\text{tag}}^0) + N(\bar{B}_{\text{tag}}^0)]$.

signal efficiency. After all selection criteria, the latter is only $\sim 0.01\%$. Figure 2 shows the distribution of the beam-constrained mass (M_{bc}) for B_{tag} , and also the signal yield of $B\bar{B}$ events as a function of photon energy in the B_{sig} rest frame. The observable M_{bc} is defined as $\sqrt{E_{\text{beam}}^2 - p_{\text{tag}}^2}$, where E_{beam} is the beam energy and p_{tag} is the reconstructed momentum of B_{tag} in the e^+e^- center-of-mass frame. The result, $\mathcal{B}(B \rightarrow X_s \gamma) = 3.54 \pm 0.78$ (stat.) ± 0.83 (syst.) for $E_\gamma^B > 1.8$ GeV, is consistent with the SM prediction; the precision is similar to that obtained by *BABAR* using 210 fb^{-1} of data. Both measurements are dominated by systematic uncertainties. In the future, Belle II expects to reduce the overall uncertainty from 5% to 3%. The dominant systematic error in the lepton-tag method comes from a fake signal of photon due to neutral hadrons [8].

The electroweak penguin decay $B \rightarrow K^{(*)} \ell^+ \ell^-$ ($\ell = e, \mu$) is suppressed more than the radiative decay $B \rightarrow X_s \gamma$. Nonetheless, Belle II measured this decay with a data set of only 189 fb^{-1} [9]. As the electron and muon channels have similar detection efficiencies, the ratio $R_{K^{(*)}} \equiv \mathcal{B}(B \rightarrow K^{(*)} \mu^+ \mu^-) / \mathcal{B}(B \rightarrow K^{(*)} e^+ e^-)$ provides an important test of lepton flavor universality.

The results are:

$$\begin{aligned} \mathcal{B}(B \rightarrow K^* \mu^+ \mu^-) &= (1.19 \pm 0.31^{+0.08}_{-0.07}) \times 10^{-6} \\ \mathcal{B}(B \rightarrow K^* e^+ e^-) &= (1.42 \pm 0.48 \pm 0.09) \times 10^{-6} \end{aligned}$$

These values imply a ratio 0.83 ± 0.36 , which is consistent with the theory

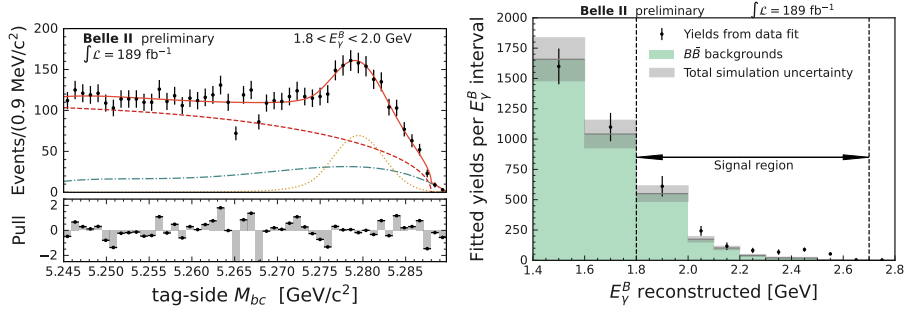


Figure 2: M_{bc} distribution for B_{tag} candidates (left); signal yield of $B\bar{B}$ events as a function of photon energy in the B_{sig} rest frame (right).

expectation [10].

With more data, these measurements should significantly improve. Scaling these uncertainties by luminosity, one obtains $\sim 3\%$ precision for 50 ab^{-1} of data (for $q^2 = M_{\ell\ell}^2$ bin [1-6] GeV^2/c^4) [11].

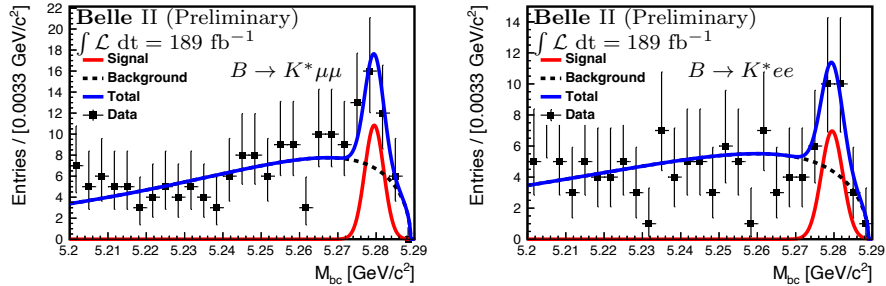


Figure 3: M_{bc} distributions for $B \rightarrow K^* \mu^+ \mu^-$ (left) and $B \rightarrow K^* e^+ e^-$ (right).

The electroweak penguin decay $B \rightarrow K^{(*)} \nu \bar{\nu}$ has not yet been observed. This decay is especially challenging to reconstruct as it has two neutrinos in the final state. Belle II is the only running experiment able to search for this decay. Using only 63 fb^{-1} of data, Belle II searched for $B^+ \rightarrow K^+ \nu \bar{\nu}$ using a new analysis method [12]. The signal K^+ is identified as the charged track with highest transverse momentum that satisfies particle identification criteria. All remaining tracks and energy clusters are associated with the other B meson in an event (B_{tag}). This results in high reconstruction efficiency but also high background levels. The latter is reduced by using a boosted decision tree classifier that is trained to identify distinctive characteristic of signal events. No signal is observed, and an upper limit on the branching fraction is obtained:

$$\mathcal{B}(B \rightarrow K^+ \nu \bar{\nu}) < 4.1 \times 10^{-5} \quad (90\% \text{ C.L.})$$

This precision is similar to that obtained by Belle using 711 fb^{-1} of data and a hadronic tagging method. All results are summarized in Figure 4.

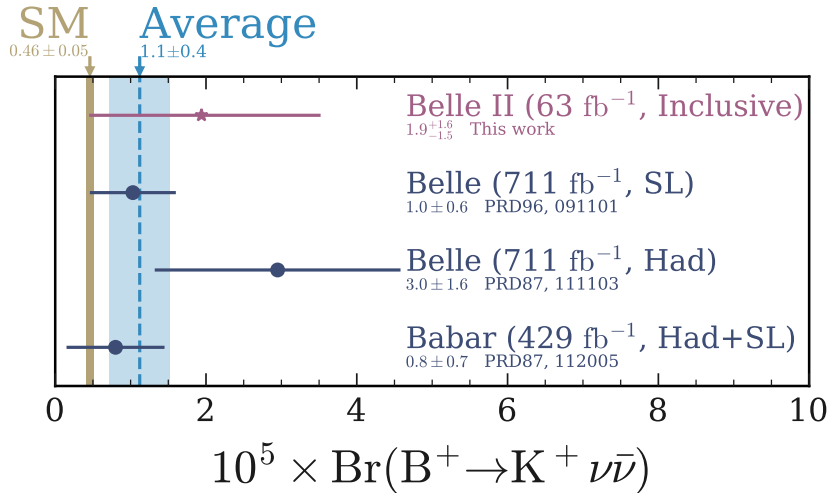


Figure 4: Branching fraction for $B^+ \rightarrow K^+ \nu \bar{\nu}$ measured by Belle II and Belle [13, 14, 15]. Also shown is the SM prediction [16].

2.3 Tau physics prospects

In addition to $B\bar{B}$ events, Belle II will collect a large sample of $\tau^+\tau^-$ events. This sample will provide a rich physics programs of high precision measurements. For example, Belle II can search for lepton flavor violation (LFV) in such modes as $\tau^+ \rightarrow \mu^+\gamma$, $\tau^+ \rightarrow \ell^+\ell^-\ell^+$ ($\ell = \mu, e$), etc. There are more than 40 such LFV τ^+ decays, many of which can only be reconstructed at an e^+e^- experiment such as Belle II.

2.4 Dark sector prospects

Several studies of the dark sector are active at Belle II. Dark matter may interact with SM particles through various “portal” interactions. Belle II can search for dark matter having a mass in the range $100 \text{ MeV}/c^2$ to a few GeV/c^2 . Many decay signatures consist of only a single photon or a single track in the detector, and specialized triggers have been developed for Belle II to record such topologically unusual events.

3 Summary

In summary, a new e^+e^- collider (SuperKEKB) has been constructed and commissioned at KEK, and a new state-of-the-art detector (Belle II) has begun taking data and producing physics results. This collider is the most recent in a series that began with TRISTAN and continued with KEKB. The SuperKEKB collider has achieved a world record instantaneous luminosity of $4.7 \times 10^{34} \text{ cm}^{-2} \text{ s}^{-1}$, and Belle II has already recorded an integrated luminosity of several hundred fb^{-1} , equivalent to the *BABAR* dataset. This is the start of a new era of measurements at a “Super B factory,” with the goal of uncovering new physics beyond the SM.

References

- [1] K. Akai *et al.* (SuperKEKB Accelerator Team), SuperKEKB Collider, Nucl. Instrum. Meth. **A907** (2018)
- [2] S. Kurokawa *et al.*, Nucl. Instrum. Meth. **A499**, 1 (2003), 10.1016/S0168-9002(02)01771-0
- [3] Belle II Technical Design Report, arXiv:1011.0352v1 [physics.ins-det]
- [4] *BABAR*, B. Aubert *et al.*, Nucl. Instrum. Meth. **A479**, 1 (2002), hep-ex/0105044, 10.1016/S0168-9002(01)02012-5.
- [5] “Measurement of decay-time-dependent CP violation in $B^0 \rightarrow J/\psi K_S^0$ decays using 2019-2021 Belle II data”, arXiv:2302.12898 [hep-ex]
- [6] I. Adachi *et al.* (The Belle Collaboration) Phys. Rev. Lett. **108**, 171802 (2012)
- [7] “Measurement of the photon-energy spectrum in inclusive $B \rightarrow X_s \gamma$ decays identified using hadronic decays of the recoil B meson in 2019-2021 Belle II data”, arXiv:2210.10220 [hep-ex]
- [8] The Belle II Physics Book, Progress of Theoretical and Experimental Physics, Volume 2019, Issue 12, December 2019, 123C01
- [9] “Measurement of the branching fraction for the decay $B \rightarrow K^*(892)\ell^+\ell^-$ at Belle II”, arXiv:2206.05946 [hep-ex]
- [10] A. Aaij *et al.* (LHCb Collaboration), J. High Energy Phys. **08**, 055 (2017).
- [11] A. Glazov, “Search for $B \rightarrow K\ell^+\ell^-$ at Belle II”, KEK Flavor Factories workshop (KEK-FF 2023), Tsukuba, Japan, February 9-10
- [12] “Search for $B^+ \rightarrow K^+\nu\bar{\nu}$ Decays Using an Inclusive Tagging Method at Belle II”, Phys. Rev. Lett. **127**, 181802
- [13] O. t. Lutz (Belle Collaboration), Phys. Rev. D **87**, 111103 (2013)

- [14] J. P. t. Lees (*BABAR* Collaboration), Phys. Rev. D **87**,112005 (2013)
- [15] J. t. Grygier (Belle Collaboration), Phys. Rev. D **96**,091101 (2017), [97, 099902(A) (2018)]
- [16] T. Blake, G. Lanfranchi, and D. M. Straub, Prog. Part. Nucl. Phys. **92**, 50 (2017)