

Analytic Model Reveals Local Molecular Polarizability Changes Induced by Collective Strong Coupling in Optical Cavities

Jacob Horak,^{1,2} Dominik Sidler,^{3,1,2,*} Thomas Schnappinger,⁴
Wei-Ming Huang,^{5,1} Michael Ruggenthaler,^{1,2} and Angel Rubio^{1,2,6,†}

¹*Max Planck Institute for the Structure and Dynamics of Matter and Center for Free-Electron Laser Science,
Luruper Chaussee 149, Hamburg 22761, Germany*

²*The Hamburg Center for Ultrafast Imaging, Luruper Chaussee 149, 22761 Hamburg, Germany*

³*Paul Scherrer Institut, 5232 Villigen PSI, Switzerland*

⁴*Department of Physics, Stockholm University, AlbaNova University Center, SE-106 91 Stockholm, Sweden*

⁵*Department of Physics and Center for Quantum Information Science,
National Cheng Kung University, Tainan 70101, Taiwan*

⁶*Center for Computational Quantum Physics (CCQ), The Flatiron Institute,
162 Fifth Avenue, New York, New York 10010, United States of America*

Despite recent numerical evidence, one of the fundamental theoretical mysteries of polaritonic chemistry is how and if collective strong coupling can induce local changes of the electronic structure to modify chemical properties. Here we present non-perturbative analytic results for a model system consisting of an ensemble of N harmonic molecules under vibrational strong coupling (VSC) that alters our present understanding of this fundamental question. By applying the cavity Born-Oppenheimer partitioning on the Pauli-Fierz Hamiltonian in dipole approximation, the dressed many-molecule problem can be solved self-consistently and analytically in the dilute limit. We discover that the electronic molecular polarizabilities are modified even in the case of vanishingly small single-molecule couplings. Consequently, this non-perturbative local polarization mechanism persists even in the large- N limit. In contrast, a perturbative calculation of the polarizabilities leads to a qualitatively erroneous scaling behavior with vanishing effects in the large- N limit. Nevertheless, the exact (self-consistent) polarizabilities can be determined from single-molecule strong coupling simulations instead. Our fundamental theoretical observations demonstrate that hitherto existing collective-scaling arguments are insufficient for polaritonic chemistry and they pave the way for refined single- (or few-)molecule strong-coupling ab-initio simulations to chemical systems under collective strong coupling.

I. INTRODUCTION

Polaritonic chemistry is an emerging field of research at the interface between quantum optics, quantum chemistry and materials science [1–13]. By placing matter in a photonic environment, e.g., a Fabry-Pérot cavity, it has been shown experimentally that chemical and material properties can be modified. Among others this includes, energy transport [14], photo-chemical reactions [15, 16] and also ground-state chemical reactions [17–22]. One of the stunning features of polaritonic chemistry is that these modifications can happen in the “dark”, that is, without external illumination. Instead, chemistry is controlled by the resonances of a photonic structure. For this purpose, a priori intrinsically different control knobs can be identified, such as changing the geometry (e.g., mode volume) or coupling frequency (electronic vs. vibrational) of the cavity. On the matter side, the density, polarizability or composition of the molecular ensemble will affect the strong hybridisation of light and matter inside the optical cavity. Selecting all these parameters wisely remains a formidable challenge to achieve a desired chemical effect. [3, 6, 11, 23, 24] For a simple

and idealized case of a Fabry-Pérot cavity, a simplified picture emerges in terms of the wavelength of the cavity resonances

$$\Lambda = \frac{2n_r L}{m}, \quad (1)$$

and the effective mode volume \mathcal{V} , which scales roughly as $L^3 \mathcal{F}$, where \mathcal{F} is the finesse of the cavity. [23] The physical length of the cavity is denoted by L , the effective refractive index of the medium by n_r and the mode order by m .

One critical ingredient to scale up the coupling between light and matter is by *collectively* coupling to a large number N of molecules inside the cavity. Collective VSC enhances the measured Rabi-splitting by a factor of \sqrt{N} . [17] Consequently, the accurate (microscopic) theory of collective VSC a priori requires to take a very large amount of molecules into account, which makes polaritonic chemistry theoretically extremely challenging. This is in stark contrast to traditional theoretical chemistry approaches. For instance, in the case of a dilute gas in free space, one can consider a single or few molecules with high computational accuracy and then perform a statistical treatment of the total ensemble by assuming that the molecules are largely uncorrelated (e.g. canonical ensemble statistics). To reach for a computationally manageable complexity of polaritonic chemistry, two opposing theoretical pathways have mainly been explored

* dominik.sidler@psi.ch

† angel.rubio@mpsd.mpg.de

so far. Either only a single or few molecules are coupled to the cavity field accurately (with a scaled-up coupling constant) [25] or, alternatively, large ensemble sizes can be reached with strong simplifications on the coupling and matter description (e.g., Tavis-Cummings-like coupling schemes [11, 25–27]).

Despite considerable theoretical advances, one of the pressing, still unresolved mysteries of VSC is how (and if) the collective coupling regime can alter individual molecular properties locally as suggested by modified chemical reactions in experiments. Recent numerical evidence suggests that treating the dressed electronic structure problem of the molecular ensemble self-consistently is a crucial ingredient to find cavity-induced microscopic changes under collective VSC. In more detail, a feedback and local-polarization mechanism akin to a spin-glass could be observed, [13, 28–30] for which computational scaling arguments suggest its persistence in the large- N limit ($N \rightarrow \infty$). [28] This is a major step forward in our theoretical understanding, since most models suggest the absence of any local effect. However, to reach for a more intuitive physical understanding and exploration of the cavity-induced interplay between local and collective properties, a simple exactly solvable ab-initio model is of utter relevance. In this work, we introduce such a model system, for which the Pauli-Fierz Hamiltonian is analytically solvable and provides access to numerous local and collective observables. Most noteworthy, it reveals modified molecular polarizabilities under collective VSC that persist in the thermodynamic limit.

This manuscript is structured as follows: First we introduce and solve the Pauli-Fierz electronic-structure problem analytically for a dilute gas of N harmonic model molecules. In a second step, cavity-induced local and collective polarization effects are discussed with consequences on the cavity-mode renormalization. Furthermore, a simple recipe is presented to determine molecular polarizabilities ab-initio for complex electronic structures. Afterwards, the classical equations of motions are derived for the nuclei and displacement field coordinates and compared with common approximations in polaritonic chemistry. Eventually, dynamical properties of a canonical ensemble of harmonic CO_2 molecules are investigated numerically to verify the analytic predictions. Finally, the analytic formula for the cavity-mode renormalization is tested with accurate single-molecule strong coupling calculations of a realistic CO_2 molecule, confirming the chemical relevance of our analytic predictions.

II. SELF-CONSISTENT HARMONIC MODEL FOR COLLECTIVE VSC

In the following, we investigate collective VSC in a minimal ab-initio molecular setting, which allows an analytic treatment. For this purpose we look at an ensemble of N identical, non-interacting effective one-dimensional molecules, each one consisting of a single effective elec-

tron with negative charge $-Z_e$ and N_n nuclei of mass M_n and with positive charge Z_n . We use atomic units throughout this work. The corresponding bare matter Hamiltonian is given by

$$\hat{H}_m = \sum_{i=1}^N \left[\sum_{n=1}^{N_n} \left(\frac{\hat{P}_{in}^2}{2M_n} + \frac{k_e}{2} (\hat{R}_{in} - \hat{r}_i)^2 \right) + \frac{\hat{p}_i^2}{2} + V_i(\hat{\mathbf{R}}_i) \right]. \quad (2)$$

Nuclear position/displacement and momentum operators are indicated by capital letters, whereas for the i -th electron \hat{r}_i and \hat{p}_i are used, respectively. The local nucleus-nucleus interaction $V(\hat{\mathbf{R}}_i)$ with $\hat{\mathbf{R}}_i = (\hat{R}_{i1}, \dots, \hat{R}_{iN_n})$ will be later parameterized by the force constant k_n (see the specific example given in Eq. (B1)), whereas the coupling of the single electron to the nuclei is parameterized by the force constant k_e . The molecular ensemble will be collectively coupled to a single effective cavity mode β , [23] e.g., of a Fabry-Pérot cavity. In the length gauge, the Pauli-Fierz Hamiltonian for this system is then given by [7]

$$\hat{H} = \hat{H}_m + \frac{1}{2} \left[\hat{p}_\beta^2 + \omega_\beta^2 \left(\hat{q}_\beta - \frac{\hat{X} + \hat{x}}{\omega_\beta} \right)^2 \right]. \quad (3)$$

We define the polarization operators of the ensemble as

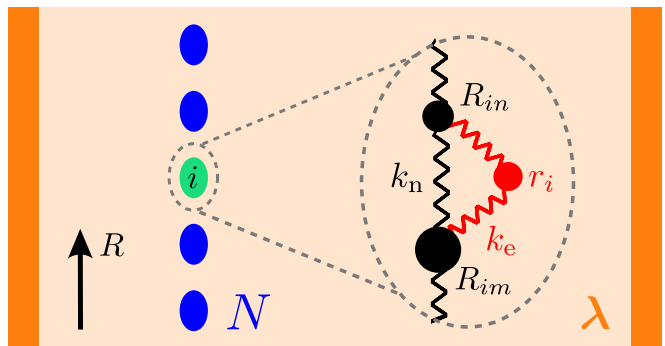


FIG. 1. Sketch of the setup shows cavity (single mode β with frequency ω_β and polarized parallel to the matter coordinate) with N identical molecules far apart. Each molecule consists of N_n (different) nuclei and one effective electron of charge Z_e bound by harmonic interactions. The interactions are associated with force constants k_n between the nuclei and k_e between nuclei and effective electron, respectively. The nuclei and electron interact with the cavity via the coupling constant λ .

$\hat{X} := \lambda \sum_{i=1}^N \sum_{n=1}^{N_n} Z_n \hat{R}_{in}$ and $\hat{x} := -\lambda Z_e \sum_{i=1}^N \hat{r}_i$, for the nuclei and electrons, respectively. The total dipole of the ensemble couples via λ to the effective photon mode with frequency ω_β . The corresponding photonic displacement field operator is given by \hat{q}_β with canonical momentum \hat{p}_β . We note that for ground-state chemical reactions the effective single-mode approximation is expected to capture all the essential physics [23, 31]. The main effect of a proper continuum of modes amounts to

an extra dissipation channel as this leads to the radiative decay of the coupled system [25, 32].

The vectorial photon-matter coupling $\lambda_\beta = \varepsilon_\beta \lambda$ depends on the mode polarization vector ε_β and the coupling constant [25]

$$\lambda = \sqrt{\frac{4\pi}{\mathcal{V}}}, \quad (4)$$

where \mathcal{V} corresponds to the effective mode volume. Here we have assumed for simplicity that all effective one-dimensional molecules are perfectly aligned with respect to the polarization vector ε_β . However, qualitatively similar results are expected for randomly oriented molecules as has previously been shown numerically in Ref. [28].

If we would restrict to purely harmonic nucleus-nucleus interactions (as we do later in Sec. IV) we could in principle consider the full quantum dynamics by merely solving the corresponding classical equations of motion due to the harmonic nature of the model. [30] However, we here do not assume this and we connect to the cavity Born-Oppenheimer approximation [25, 33], by assuming that the electrons adapt instantaneously on the time-scale of the nuclei and displacement coordinate. Thus we partition our polaritonic problem into two coupled sub-problems, one for the electrons and one for the nuclear and displacement degrees of freedom. The Hamiltonian operator of the coupled nuclear-photon degrees of freedom on the l -th electronic potential-energy surface is given by

$$\begin{aligned} \hat{H}^{\text{npt},l} := & \sum_{i=1}^N \left[\sum_{n=1}^{N_n} \left(\frac{\hat{P}_{in}^2}{2M_n} + \frac{k_e}{2} \hat{R}_{in}^2 \right) + V_i(\hat{\mathbf{R}}_i) \right] \\ & + \frac{\hat{p}_\beta^2}{2} + \frac{\omega_\beta^2}{2} \left(\hat{q}_\beta - \frac{\hat{X}}{\omega_\beta} \right)^2 + \underbrace{\langle \Psi_l | \hat{H}^e(\mathbf{R}, q_\beta) | \Psi_l \rangle}_{=E_l^e(\mathbf{R}, q_\beta)}. \quad (5) \end{aligned}$$

The corresponding N -electron Hamiltonian operator is given by

$$\begin{aligned} \hat{H}^e(\mathbf{R}, q_\beta) := & \sum_{i=1}^N \left[\frac{\hat{p}_i^2}{2} - \sum_{n=1}^{N_n} k_e R_{in} \hat{r}_i + N_n k_e \frac{\hat{r}_i^2}{2} \right] \\ & + \left(\frac{1}{2} \hat{x}^2 + \hat{x}X - \omega_\beta \hat{x}q_\beta \right), \quad (6) \end{aligned}$$

where the electrons only interact due to the presence of the (effective) cavity mode. The electronic Hamiltonian depends only parametrically on all the nuclei positions and displacement field coordinates, written compactly as (\mathbf{R}, q_β) .

Assuming the dilute gas limit (i.e., no electron-electron interaction or setting the integrals $\langle \psi_i | \hat{O} | \psi_k \rangle_{i \neq j} = 0$ for any operator \hat{O}), the Hartree-Fock wave function reduces to a Hartree product $\Psi = \psi_1 \otimes \psi_2 \otimes \dots \otimes \psi_i \otimes \dots \otimes \psi_N$ of N single-molecule electronic wave functions ψ_i . These are determined by the following coupled N Hartree

equations [28, 29]

$$\begin{aligned} & \left(\frac{\hat{p}_i^2}{2} - \sum_{n=1}^{N_n} k_e R_{in} \hat{r}_i + N_n k_e \frac{\hat{r}_i^2}{2} \right) \\ & + \left(X - q_\beta \omega_\beta + \sum_{j \neq i}^N \langle \psi_j | \hat{x}_j | \psi_j \rangle \right) \hat{x}_i + \frac{\hat{x}_i^2}{2} \psi_i = \varepsilon_i \psi_i \quad . \quad (7) \end{aligned}$$

This model resembles the numerical approach in Ref. [34] to mimic collective effects in Note that in analogy to Hartree-Fock theory, [35] the total electronic energy is not just the sum of the single molecule energies but one needs to subtract the energy of the two-electron operator to cancel double counting

$$E^e = \sum_i \varepsilon_i - \frac{1}{2} \left(\langle x \rangle^2 - Z_e \lambda^2 \sum_i \langle r_i \rangle^2 \right). \quad (8)$$

Thanks to our harmonic matter description, the N -electron problem given in Eq. (7) can be solved analytically. By defining

$$\mu_i := Z_e \lambda \sum_{j \neq i}^N \langle \psi_j | \hat{r}_j | \psi_j \rangle, \quad (9)$$

the i -th electron problem corresponds to a shifted harmonic oscillator parameterized by (\mathbf{R}, q_β) as

$$\left[\frac{\hat{p}_i^2}{2} + \nu_{1,i} \hat{r}_i + \frac{\nu_2^2}{2} \hat{r}_i^2 \right] \psi_i(r_i) = \varepsilon_i \psi_i(r_i), \quad (10)$$

$$\nu_{1,i} := -k_e \sum_{n=1}^{N_n} R_{in} + Z_e \lambda (-X + \omega_\beta q_\beta + \mu_i) \quad (11)$$

$$\nu_2 := \sqrt{\lambda^2 Z_e^2 + N_n k_e} \quad (12)$$

The shifted harmonic oscillator energies are then

$$\begin{aligned} \varepsilon_i^l &= \left\langle \hat{b}_i^\dagger \hat{b}_i + \frac{1}{2} - \eta_i^2(\mathbf{R}, q_\beta) \right\rangle_l \nu_2 \\ &= \left(l + \frac{1}{2} - \frac{\nu_{1,i}^2}{2\nu_2^3} \right) \nu_2 \quad (13) \end{aligned}$$

where $\eta_i(\mathbf{R}, q_\beta) = \nu_{1,i} / \sqrt{2\nu_2^3}$ and $\hat{b}_i^\dagger = \hat{a}_i^\dagger + \eta_i$, $\hat{b}_i = \hat{a}_i + \eta_i$. The ladder operators of the original quantum harmonic oscillator are given by $\hat{a}_i^\dagger = \sqrt{\nu_2/2}(\hat{r}_i - i\hat{p}_i/\nu_2)$ and $\hat{a}_i = \sqrt{\nu_2/2}(\hat{r}_i + i\hat{p}_i/\nu_2)$ with $\hat{r}_i = \sqrt{1/2\nu_2}(\hat{a}_i^\dagger + \hat{a}_i)$. In other words, the solutions of the shifted quantum harmonic oscillator are connected to the original harmonic oscillator via the unitary displacement operator $\hat{U}_i = e^{-\eta_i(\hat{a}_i^\dagger - \hat{a}_i)}$.

Since the instantaneous dipoles of the electrons couple to the cavity field we determine the expectation value of the local and the total electric dipole for later reference. When calculating the electronic position expectation value of the i -th electron in the ground state, we

find a recursive dependency on the position of all other electrons due to the dipole-dipole interaction term, i.e.,

$$\langle \hat{r}_i \rangle_t = \langle \hat{r}_i \rangle_0 = -\sqrt{\frac{1}{2\nu_2}}(\eta_i + \eta_i^*) = -\frac{\nu_{1,i}}{\nu_2^2} \quad (14)$$

$$= \frac{1}{N_n} \left(\sum_{n=1}^{N_n} R_{in} + \frac{\lambda Z_e}{k_e} (X + \langle x \rangle_0 - \omega_\beta q_\beta) \right) \quad (15)$$

$$= \frac{1}{N_n} \left(\sum_{n=1}^{N_n} R_{in} - \frac{E_\perp Z_e}{k_e} \right) \quad (16)$$

where we have implicitly used $\mu_i = Z_e \lambda \sum_j^N \langle \hat{r}_j \rangle_0 - \langle \hat{r}_i \rangle_0$ in the second line. The last step introduces the definition of the transverse electric field

$$E_\perp = \underbrace{\lambda \omega_\beta q_\beta}_{4\pi D} - \underbrace{\lambda (X + \langle x \rangle)}_{4\pi P} \quad (17)$$

in the length gauge in terms of the displacement D and polarization fields P . [25, 36] We note that if we only couple to the displacement field without including the self-consistent polarization of the system ($E_\perp = 4\pi D$), then we find a different shifted oscillator as detailed in Sec. III D.

Now, we can perform the λ -weighted summation over all N molecules from Eq. (14) to derive analogously the exact relation

$$\langle x \rangle = (1-\gamma^2) \left[-\frac{k_e}{\lambda Z_e N} \sum_i^N \sum_{n=1}^{N_n} R_{in} - X + \omega_\beta q_\beta \right] \quad (18)$$

$$\gamma^2(N, \lambda) = \frac{1}{1 + \lambda^2 N \alpha_i}, \quad 0 < \gamma^2 \leq 1. \quad (19)$$

Here we have introduced the scaling constant $\gamma^2(N, \lambda)$, which depends on the single molecular (bare matter) polarizability $\alpha_i = Z_e^2 / (N_n k_e)$ (see discussion in Sec. III A). Eventually, using Eq. (18) one can rewrite the transverse electric field, given in Eq. (17), solely in terms of nuclear and displacement field coordinates. This will be convenient to find self-consistent equations of motion for the combined nuclei-displacement subsystem and to have access to non-perturbative polarizability features.

III. FEATURES OF ENSEMBLE SELF-CONSISTENCY

We now have a self-consistent ab-initio model to investigate VSC in the collective regime. Having access to analytic expressions for all electronic expectation values and therefore its derivatives, we can make use of the Hellmann-Feynman theorem to easily investigate different properties O as $\frac{d\langle \hat{H} \rangle}{dO} = \langle \frac{d}{dO} \hat{H} \rangle$. First, we explore the polarizabilities and re-scaling of the cavity frequency. Then, we look at the equation of motion for the nuclei under VSC and show the effect of common (non-self-consistent) approximations.

A. Modified Polarizabilities Under Collective VSC

Molecular polarizabilities are important to understand and probe molecular properties with light. Moreover, they also influence how molecules interact. For example, London dispersion forces are a key element to understand solvation processes [37, 38] and they have successfully been altered in experiment. [22] The standard definition of the (static) electronic polarizability α of a *single* molecule or an ensemble of uncoupled N molecules considers how the respective dipole moment \hat{d} responds to an external electric field E_{ext} , described by $\hat{H}_m - \hat{d}E_{\text{ext}}$ [39]

$$\alpha = \frac{\partial \langle d \rangle}{\partial E_{\text{ext}}} = \sum_i^N Z_e \frac{\partial \langle \hat{r}_i \rangle}{\partial E_{\text{ext}}}. \quad (20)$$

The electronic dipole operator is given as $\hat{d} = Z_e \sum_i^N \hat{r}_i$. In case of uncoupled (bare) harmonic molecules (i.e., only probing \hat{H}_M) the collective polarizability can either be calculated self-consistently or perturbatively (see Sec. III A 1), yielding the identical analytical result

$$\alpha = N \underbrace{\frac{Z_e^2}{N_n k_e}}_{\alpha_i}, \quad (21)$$

where α_i is the single-molecule polarizability. Notice that α_i is defined by a local perturbation within the uncoupled (bare) matter ensemble, i.e., by $\hat{H}_m - \hat{d}_i E_{\text{ext}}^i$, and the ensemble polarizability is merely the single-molecule polarizability scaled linearly by the number of molecules N . This simple linear relation also holds if we ask, for instance, what would be the response of any subset of molecules of our ensemble to a small perturbation.

For our self-consistent solution of the ensemble, we can check whether this simple linear relation, which reduces everything back to the single-molecule response, is recovered. To check this we consider a few different polarizabilities, specifically the polarizability of the full ensemble $\tilde{\alpha}$, the polarizability of the i -th molecule if the full ensemble is perturbed $\tilde{\alpha}_i$, the polarizability of the full ensemble if only the j -th molecule is changed $\tilde{\alpha}^j$ and finally the polarizability of the i -th molecule if the j -th molecule is perturbed locally $\tilde{\alpha}_i^j$. Mathematically these different polarizabilities are obtained by

$$\tilde{\alpha} = \frac{\partial \langle d \rangle}{\partial E_{\text{ext}}} \quad \text{with } \hat{H}_{\text{tot}} = \hat{H} - \hat{d}E_{\text{ext}} \quad (22)$$

$$\tilde{\alpha}_i = \frac{\partial \langle d_i \rangle}{\partial E_{\text{ext}}} \quad \text{with } \hat{H}_{\text{tot}} = \hat{H} - \hat{d}E_{\text{ext}} \quad (23)$$

$$\tilde{\alpha}^j = \frac{\partial \langle d \rangle}{\partial E_{\text{ext}}} \quad \text{with } \hat{H}_{\text{tot}} = \hat{H} - \hat{d}_j E_{\text{ext}}^j \quad (24)$$

$$\tilde{\alpha}_i^j = \frac{\partial \langle d_i \rangle}{\partial E_{\text{ext}}} \quad \text{with } \hat{H}_{\text{tot}} = \hat{H} - \hat{d}_j E_{\text{ext}}^j \quad (25)$$

In dipole approximation the perturbations preserve the harmonicity of our dressed many-electron problem, and

thus \hat{H}_{tot} can be solved analytically and the derivatives are straightforward to calculate. The corresponding, self-consistently calculated polarizabilities in a cavity are then found to be (see App. A for details)

$$\tilde{\alpha}(N, \lambda) = \alpha\gamma^2(N, \lambda), \quad (26)$$

$$\tilde{\alpha}_i(N, \lambda) = \alpha_i\gamma^2(N, \lambda), \quad (27)$$

$$\tilde{\alpha}^j(N, \lambda) = \alpha_i\gamma^2(1, \lambda)[1 - (N-1)\lambda^2 Z_e^2] \quad (28)$$

$$\tilde{\alpha}_i^j(N, \lambda) = \begin{cases} \alpha_i\gamma^2(1, \lambda) & \text{if } i = j \\ -Z_e^2\lambda^2\alpha_i\gamma^2(1, \lambda) & \text{else.} \end{cases} \quad (29)$$

As we see, the simple linear scaling is not recovered for this set of polarizabilities. To some extent this is not a surprise, since we are considering a coupled ensemble of molecules. Yet this result has profound implications for polaritonic chemistry. These implications become specifically striking if we assume the naive Tavis-Cummings scaling

$$\lambda_{\text{TC}} = \frac{\lambda_{\text{col}}}{\sqrt{N}}, \quad (30)$$

which neglects that physically there is a largest length scale over which we can couple different molecules via a cavity mode. [23] In other words, the mode volume \mathcal{V} of Eq. (4) sets a maximal volume into which we can put our ensemble. Consequently, if we choose a specific molecular density N/V , where V can be viewed as the (arbitrary) quantization volume of our theoretical description, and choose $V > \mathcal{V}$, we are effectively describing a different cavity situation. Thus the naive $N \rightarrow \infty$ limit should be handled with care. Disregarding this issue for the moment, we can still see what taking such a limit entails. For the few examples of polarizabilities we find

$$\tilde{\alpha}(N, \lambda_{\text{TC}})/N \rightarrow \alpha_i\gamma^2(1, \lambda_{\text{col}}), \quad (31)$$

$$\tilde{\alpha}_i(N, \lambda_{\text{TC}}) \rightarrow \alpha_i\gamma^2(1, \lambda_{\text{col}}), \quad (32)$$

$$\tilde{\alpha}^j(N, \lambda_{\text{TC}}) \rightarrow (1 - \lambda_{\text{col}}^2 Z_e^2)\alpha_i, \quad (33)$$

$$\tilde{\alpha}_i^j(N, \lambda_{\text{TC}}) \rightarrow \begin{cases} \alpha_i & \text{if } i = j \\ 0 & \text{else} \end{cases}. \quad (34)$$

When looking at Eq. (34), one could be tempted to conclude that locally the molecules in an ensemble are not modified and are all statistically independent. Based on this we would obtain as the polarizability of the full ensemble the linear relation of Eq. (21). This is clearly wrong, since we should obtain Eq. (31), which is the exact expression just normalized by the number of molecules N . The same is true also for the polarizability of Eq. (33). So, what went wrong?

The answer is as simple as it is insightful for the case of polaritonic chemistry. An individual molecule in the cavity-coupled ensemble is *not* statistically independent from the rest. Consequently, if we want to know how molecules in the ensemble react, we need to keep track of all the different possibilities the cavity lets them talk to each other. And although the local-local relation of

Eq. (29) is only slightly modified by the cavity, a single molecule in the ensemble is also modified if any number of other molecules is perturbed. Since the number of all possible coupled perturbations increases as we increase the number of molecules, the self-consistent solution stays modified even for $N \rightarrow \infty$. Thus using the limit of Eq. (34) and then making statements about the properties of the ensemble is inconsistent.

We consider the fact that the polarizabilities are modified even in the large- N limit the first quintessential result of this work. Indeed, under VSC polarizabilities can depend on the collective Rabi splitting. This collectively-induced local effects can only appear when self-consistently solving the dressed electronic-structure problem. Notice further that the collective dipole response in Eq. (33) switches sign for $\lambda_{\text{col}}^2 Z_e^2 \rightarrow 1$, i.e., the collective medium polarizes opposite to the locally applied electric field. To summarize, we have seen that collective VSC changes global and local polarizabilities. Looking only at the single-molecule response *without* taking into account the statistical dependence on the other molecules can lead to the wrong conclusion that in the large- N limit the ensemble is not modified. Let us see next, how a perturbative treatment of the coupled ensembles performs, which is a standard ansatz based on the Tavis-Cummings-scaling argument.

1. Polarizabilities from Perturbation Theory

Treating $\hat{d}_j E_{\text{ext}}^j$ or $\hat{d}E_{\text{ext}}$ in perturbation theory, the above four cases reduce to effectively two cases. The local polarizability can be calculated from [39]

$$\tilde{\alpha}_i^{\text{pert}}(N, \lambda) = -2 \sum_{l \neq 0} \frac{\langle 0 | Z_e \hat{r}_i | l \rangle \langle l | Z_e \hat{r}_i | 0 \rangle}{\epsilon_i^0 - \epsilon_i^l} \quad (35)$$

as (see App. A for details)

$$\tilde{\alpha}_i^{\text{pert}}(N, \lambda) = \begin{cases} \alpha_i\gamma^2(1, \lambda) \\ \xrightarrow{N \gg 0} \alpha_i, \end{cases} \quad (36)$$

where we have used that the shift of the harmonic oscillator does not affect the overlap matrix elements, i.e., the standard bare matter expressions from Ref. 39 can be used. The only difference to a bare matter ensemble emerges from the cavity-modified renormalization of the electronic excitation energy, i.e., $\nu_2^2 = N_n k_e \mapsto \lambda^2 Z_e^2 + N_n k_e$ within a cavity.

For the collective perturbation one simply finds

$$\begin{aligned} \tilde{\alpha}^{\text{pert}}(N, \lambda) &= -2 \sum_{l \neq 0} \frac{\langle 0 | \sum_i^N Z_e \hat{r}_i | l \rangle \langle l | Z_e \sum_i^N \hat{r}_i | 0 \rangle}{\epsilon_i^0 - \epsilon_i^l} \\ &= N \tilde{\alpha}_i^{\text{pert}}(N, \lambda). \end{aligned} \quad (37)$$

We note that $|0\rangle$ corresponds to the collective electronic ground state formed by the product state of the $|\psi_i\rangle$ wave

functions, which are the local ground states with $l = 0$. Similarly the collective excited states $|j\rangle$ labels all possible excited state combinations. However, only very few combinations can contribute, as shown in App. A. Eventually, from perturbation theory and by assuming the usual Tavis-Cummings scaling of Eq. (30) we find that the polarizabilities of the molecular ensemble are the same inside and outside the cavity. This, however, again contradicts the exact results obtained in Eqs. (31) - (34). The reason being that perturbation theory is not taking into account all possible ways the cavity let's the molecules of the ensemble talk to each other.

Interestingly, the perturbative result in Eqs. (36) and (37) agree with the exact self-consistent solution in Eqs. (32) and (31), provided that one assumes single-molecule strong coupling with a scaled coupling constant $\lambda \rightarrow \lambda_{\text{col}}$. The resulting relations

$$\boxed{\tilde{\alpha}_i(N, \lambda) = \tilde{\alpha}_i(1, \lambda_{\text{col}}) = \tilde{\alpha}_i^{\text{pert}}(1, \lambda_{\text{col}}) \neq \tilde{\alpha}_i^{\text{pert}}(N, \lambda)} \quad (38)$$

we consider the second quintessential results of this work. Indeed, Eq. (38) provides a practical recipe to determine the single molecule-response of a large ensemble under collective VSC. In particular, it provides access to collectively-dressed polarizabilities of complex electronic structures by solving $\tilde{\alpha}_i(1, \lambda_{\text{col}}) = \tilde{\alpha}_i^{\text{pert}}(1, \lambda_{\text{col}})$ for a single molecule strongly coupled to a cavity. We note that the perturbative treatment here refers to the external field *not* the coupling to the scaled-up cavity mode λ_{col} . Notably, Eq. (38) confirms analytically that accurate single or few molecular strong coupling ab-initio methods [7, 29, 33, 40–54], which were developed over the past decade, are indeed practically relevant to determine cavity-modified changes and thus chemistry under collective strong coupling conditions. In particular, it confirms that simple scaling arguments[55, 56] based on standard quantum-optical models (e.g. Tavis-Cummings) are inadequate[1] to judge the experimental relevance of accurate single-molecular strong coupling ab-initio results. Notice again, all our self-consistent derivations assume the gas phase approximation. Possible consequences on the condensed phase, e.g., cavity-induced modifications to the Clausius-Mossotti relations, will be the focus of a future publication.

B. Cavity Frequency Renormalization

Collective strong coupling does not only change molecular polarizabilities, but it also renormalizes the cavity frequency. This can be directly seen when investigating the classical equations of motion for the nuclei and displacement field coordinates. Using the Hellman-Feynman theorem, we find for the dynamics of the dis-

placement coordinate

$$\ddot{q}_\beta = - \left\langle \frac{d\hat{H}}{dq_\beta} \right\rangle_l = -\omega_\beta^2 \left(q_\beta - \frac{X + \langle \hat{x} \rangle}{\omega_\beta} \right) \quad (39)$$

$$= -\gamma^2 \omega_\beta^2 q_\beta + \gamma^2 \omega_\beta X - (1 - \gamma^2) \frac{k_e}{N Z_e \lambda} \mathcal{R}. \quad (40)$$

The nuclear sums are abbreviated as $\mathcal{R} = \sum_{in}^{NN_n} R_{in}$. This reveals a renormalization of the photon mode frequency by

$$\omega_\beta \rightarrow \tilde{\omega}_\beta = \gamma \omega_\beta, \quad (41)$$

with $0 < \gamma \leq 1$ given by Eq. (19). In other words, the more molecules we fit into the cavity the more red-shifted the cavity becomes, due to self-consistently considering cavity-induced inter-molecular polarization effects.

How does this self-consistent redshift compare against the frequency shift in a Maxwellian standing-wave picture, introduced in Eq. (1), where the influence of the matter is described via the (static) refractive index of the medium? For external driving fields, the optical wavelength Λ of the Fabry-Pérot resonator depends on the refractive index of the contained medium. In more detail, the resulting frequency shift can be related to the real part of the refractive index n_r via

$$\tilde{\omega}_\beta^M = \frac{\omega_\beta}{n_r}. \quad (42)$$

The refractive index in a dilute (gaseous) medium depends on its number density N/V and is given by [39]

$$n_r = \sqrt{\frac{4\pi N \alpha_i}{V} + 1} \quad (43)$$

for bare matter. Assuming that the mode volume \mathcal{V} corresponds to the physical volume V of the diffractive medium, we can use λ^2 from Eq. (4) and substitute into Eq. (42) to write

$$\tilde{\omega}_\beta^M = \omega_\beta (N \lambda^2 \alpha_i + 1)^{-\frac{1}{2}}, \quad (44)$$

which depends on the bare single-molecule polarizability α_i given in Eq. (21). Comparing the redshifts determined with Eqs. (41) and (44), respectively, we find

$$\tilde{\omega}_\beta = \tilde{\omega}_\beta^M. \quad (45)$$

Notice that an identical expression for the red-shift was found in Ref. 57 using second order perturbation theory with respect to the coupling strength. The dependency of the red-shift on bare matter quantities is a little surprising, since we have just seen in the Sec III A that the cavity changes the molecular polarizabilities. Therefore, naively, one would expect that $\tilde{\alpha}_i$ and the corresponding \tilde{n}_r should be considered in Eq. (44) rather than bare matter properties. Our results show the opposite, i.e., at least within our effective harmonic electronic structure

model, the detuning of the cavity is related to bare matter polarizabilities and thus cannot directly be used to access the cavity-induced polarizability changes. To what amount this harmonic result remains valid for more complex electronic structures will be investigated ab-initio in Sec. IV B for real three-dimensional CO₂ molecules. Overall, this "boring" result again highlights that the properties of a collectively-coupled ensemble are not as straightforward as one might think.

Notice that the above findings apply for dilute media. It would thus be interesting to extend our results to the condensed phase. For non-polar condensed systems one usually models the response of the molecular ensemble (refractive index) by the Clausius-Mossotti equation instead, which considers screening effects from the induced polarization. A priori it seems rather unlikely that the relation in Eq. (45) still persists in the condensed phase. Any experimentally measured deviations from the Clausius-Mossotti relation could provide important microscopic insights to cavity-modified electronic changes and to distinguish the effective mode volume \mathcal{V} from the physical volume of the cavity. [23] This subtle difference might also be reflected in the experimentally observed resonance condition under collective strong coupling. [17, 22] That is, the ensemble might only respond coherently if the cavity is tuned on resonance with some infrared-active ro-vibrational transition of the molecules in the ensemble. The present model a priori assumes classical coherence between the molecules on the time-scale of the electrons.

C. Nuclear equations of motion

In a next step, we determine the classical equations of motion for the nuclei evolving on the l -th collective electronic potential surface. Again by employing the Hellmann-Feynman theorem, we obtain the force acting on the n -th nucleus in molecule i from Eq. (3) as

$$M_n \ddot{R}_{in} = -\frac{d}{dR_{in}} V(\mathbf{R}_i) - k_e (R_{in} - \langle \hat{r}_i \rangle_l) + \omega_\beta \left(q_\beta - \frac{X + \langle \hat{x} \rangle_l}{\omega_\beta} \right) \lambda Z_n. \quad (46)$$

Afterwards, we relate the forces to the transverse electric field from Eq. (17), which yields the following local equation of motion for the n -th nucleus of molecule i :

$$M_n \ddot{R}_{in} \stackrel{\text{Eq. (16)}}{=} -\frac{d}{dR_{in}} V_i(\mathbf{R}_i) - k_e \left(R_{in} - \sum_{m=1}^{N_n} \frac{R_{im}}{N_n} \right) + \left(Z_n - \frac{Z_e}{N_n} \right) E_\perp. \quad (47)$$

Notice that the first line contains purely intra-molecular forces (that are present even without a cavity), whereas the second line corresponds to forces that are solely collective and induced by the cavity. As a sanity check, we

immediately find that for neutral atoms, where we have only a single nucleus and thus $N_n = 1$ and $Z_e = Z_N$, the nuclear motion is not influenced by the cavity. The equations of motions given in Eqs. (40) and (47) will later be used in Sec. IV for ab-initio MD simulations of an ensemble of harmonic CO₂ molecules. While for a purely harmonic system classical and quantum equations of motion agree, the two descriptions will start to deviate for anharmonic systems (due to anharmonicities in the electron-nucleus or nucleus-nucleus interaction) and one would have to consider, e.g., hierarchical equations of motion, at high level of accuracy [58, 59]. Having access to the exact harmonic dynamic, we can now assess different commonly employed approximations in the following section.

D. Common Approximations

Next we want to compare our self-consistent results with two common approximations that are used to simplify the dressed electronic-structure problem for VSC. The first approximation is to disregard any modification of the electronic structure and instead only consider the bare (uncoupled) electronic structure problem. We denote this approximation in the following as **bare electronic (be)** approximation. In the literature this approximation is sometimes also called the " μ^2 " approximation where μ labels the sum over the electronic and nuclear dipole moments. [57, 60, 61] Looking at the corresponding equation of motion for the nuclear and displacement field dynamics in Table I, we immediately notice that non-physical effects emerge. For instance, the bare electronic approximation leads to a spurious coupling of neutral atoms to the cavity within the dipole approximation. That is, the atomic nuclei couple via their nuclear charge Z_n to the field since the screening of the nuclear charge via the effective electron is missing. Furthermore, the bare electronic approximation can neither account for the experimentally observed cavity mode renormalization (red-shift) nor for any (self-consistent) change of the molecular polarizabilities (see Table II for details). Notice that any further simplified model will also lack these fundamental features, e.g., the Tavis-Cummings model that disregards the electronic structure entirely under VSC.

A second common approximation is to discard the quadratic dipole self-interaction terms in Eq. (3) for the electrons and nuclei. However, in contrast to the bare electronic approximation, one keeps the coupling to the displacement field $-\omega_\beta \hat{q}_\beta (\hat{X} + \hat{x})$. The resulting electronic structure problem cannot account for cavity-mediated polarizations according to Eq. (17). This simplification we denote as **displacement-field coupling (D)** approximation. It is commonly employed, e.g., for the coupling of the bare nuclear Tavis-Cummings model. [25, 36] Disregarding the dipole self-energy term for the nuclei and electrons as shown in Table I is at

TABLE I. Comparison of position and field observables / equations of motions for different approximations. ^a

| Level | $\langle \hat{r}_i \rangle$ | $\langle \hat{x} \rangle$ | E_{\perp} | Equation of motion |
|-------|---|--|--|---|
| sc | $\frac{1}{N_n} \mathcal{R}_i - \frac{Z_e}{N_n k_e} E_{\perp}^{\text{sc}}$ | $\gamma^2 \left[\frac{1 - \gamma^2}{\gamma^2} (\omega_{\beta} q_{\beta} - X) - \frac{Z_e \lambda}{N_n} \mathcal{R} \right]$ | $\gamma^2 \lambda (\omega_{\beta} q_{\beta} - X')$ | $M_n \ddot{R}_{in} = -\frac{\partial W(\mathbf{R})}{\partial R_{in}} + Z'_n E_{\perp}^{\text{sc}}$ $\ddot{q}_{\beta} = -\gamma^2 \omega_{\beta}^2 q_{\beta} + \gamma^2 \omega_{\beta} X'$ |
| be | $\frac{1}{N_n} \mathcal{R}_i$ | $-\frac{Z_e \lambda}{N_n} \mathcal{R}$ | $\lambda (\omega_{\beta} q_{\beta} - X')$ | $M_n \ddot{R}_{in} = -\frac{\partial W(\mathbf{R})}{\partial R_{in}} + Z_n E_{\perp}^{\text{be}}$ $\ddot{q}_{\beta} = -\omega_{\beta}^2 q_{\beta} + \omega_{\beta} X'$ |
| D | $\frac{1}{N_n} \mathcal{R}_i - \frac{Z_e}{N_n k_e} E_{\perp}^{\text{D}}$ | $\frac{1 - \gamma^2}{\gamma^2} \omega_{\beta} q_{\beta} - \frac{Z_e \lambda}{N_n} \mathcal{R}$ | $\lambda \omega_{\beta} q_{\beta}$ | $M_n \ddot{R}_{in}^{\text{D}} = -\frac{\partial W(\mathbf{R})}{\partial R_{in}} + Z'_n E_{\perp}^{\text{D}}$ $\ddot{q}_{\beta} = -\frac{2\gamma^2 - 1}{\gamma^2} \omega_{\beta}^2 q_{\beta} + \omega_{\beta} X'$ |

^a The self-consistent reference calculations are denoted (sc). Approximations which neglect the dipole-self energy or any modification of the electronic structure, are labeled (D) and (be), respectively. The approximations modify Eq. (12) as follows:

$\nu_{1,i}^{\text{D}} = -k_e \mathcal{R}_i + Z_e \lambda \omega_{\beta} q_{\beta}$ and $\nu_{1,i}^{\text{be}} = -k_e \mathcal{R}_i$ with $\nu_2 = \sqrt{N_n k_e}$ for both cases. We use $Z'_n = Z_n - \frac{Z_e}{N_n}$, the nuclear sums $\mathcal{R} = \sum_j^N \mathcal{R}_j = \sum_j^N \sum_m^{N_n} R_{jm}$ and $X' = X - \frac{Z_e \lambda}{N_n} \mathcal{R} = \lambda \sum_j^N \sum_m^{N_n} Z'_m R_{jm}$. Furthermore, we have defined the nuclear potential such that we would get the nuclear equation of motion without cavity, i.e., $-\frac{\partial}{\partial R_{in}} W(\mathbf{R}) = -\frac{\partial}{\partial R_{in}} V(\mathbf{R}) - k_e (R_{in} - \frac{1}{N_n} \mathcal{R}_i)$. Note that for the case of a neutral atom ($Z_n = Z_e$ and $N_n = 1$) the nuclear motion correctly decouples from the cavity for (sc) and (D) because $Z'_n = 0$.

TABLE II. Comparison of the dressed single-molecule (local) polarizabilities $\tilde{\alpha}_i$ and the detuning of the cavity frequency $\tilde{\omega}_{\beta}$ for the self-consistent (sc) reference setup with respect to the displacement field-only (D) and the bare electron (be) approximation.

| Level | Local Polarizability | Cavity Mode Frequency |
|-------|--|--|
| sc | $\tilde{\alpha}_i = \gamma^2(N, \lambda) \alpha_i$ | $\tilde{\omega}_{\beta} = \gamma(N, \lambda) \omega_{\beta}$ |
| be | $\tilde{\alpha}_i^{\text{be}} = \alpha_i$ | $\tilde{\omega}_{\beta}^{\text{be}} = \omega_{\beta}$ |
| D | $\tilde{\alpha}_i^{\text{D}} = \alpha_i$ | $\tilde{\omega}_{\beta}^{\text{D}} = \sqrt{2 - 1/\gamma^2(N, \lambda)} \omega_{\beta}$ |

least consistent with the exact dynamics of Eq. (47) in the trivial case of an ensemble of neutral atoms. Furthermore, on a first glance the cavity-mode renormalization $\tilde{\omega}_{\beta}^{\text{D}}$ (red shift) appears similar to the reference calculations (sc), at least for small collective couplings, i.e., for $\gamma^2 \approx 1$. However, as we will see later, when looking at CO₂ molecules, the displacement-field coupling approximation suggests a qualitatively erroneous scaling behavior with respect to the collective coupling strength. Furthermore, we note that the displacement-field coupling approach is only possible because we have a harmonic electronic model, since the binding potential for the effective electron becomes arbitrarily strong as we move away from the minimum. For realistic Coulombic interactions, which approach a finite value for $|r_i| \rightarrow \infty$, such dipolar couplings are non-physical since no ground state exists in the basis-set limit [62, 63]. Moreover, neglecting the dipole self-energy term does not yield any changes of the molecular polarizabilities, in contrast to the exact self-consistent solution. Thus, when neglecting the exact polarization of the electronic structure, non-physical effects might emerge and we lack any polarization mechanism that can affect the molecular ensemble under collective VSC.

IV. EXAMPLE CO₂

A. Many CO₂ molecules

As a concrete example we investigate an ensemble of N one-dimensional CO₂ molecules. It is a simple, linear and charge-neutral molecule, which possesses an infra-red active and infra-red inactive vibrational mode. Furthermore, CO₂ under VSC has previously been studied ab-initio, using different levels of approximations [61, 64, 65]. However, so far, the dressed electronic structure of molecular ensembles has not been solved self-consistently. We first write the equation of motions for a system of one-dimensional CO₂ molecules inside a cavity with respect to its bare eigenmode coordinates (ρ_t, ρ_s, ρ_a) (given in section B) using Eqs. (40) and (47). For this purpose we determine the self-consistent transverse electric field in terms of (ρ_a, q_{β}) . We do so by using Eq. (18) in conjunction with Eq. (17), such that

$$E_{\perp} = \lambda \gamma^2 (\omega_{\beta} q_{\beta} + \lambda \epsilon_a \rho_a), \quad (48)$$

where the collective asymmetric vibrational mode is defined as $\rho_a = \sum_{i=1}^N \rho_{a,i}$ and

$$\epsilon_a = \frac{\sqrt{2M}(Z_C - Z_O)}{3\sqrt{M_C}\sqrt{M_O}}. \quad (49)$$

We note that the results in this section are obtained for a system of neutral molecules, i.e., $2Z_O + Z_C = Z_e$. For the charged molecules, we would have deviations such as a contribution from the translational eigenmode to the transverse electric field of the form $-\lambda^2\gamma^2\epsilon_t\rho_t$. The equations of motion of the i -th CO₂ molecule under VSC in normal mode coordinates is then given by

$$\ddot{\rho}_{t,i} = 0, \quad (50)$$

$$\ddot{\rho}_{s,i} = -k_s\rho_{s,i}, \quad (51)$$

$$\ddot{\rho}_{a,i} = -k_a\rho_{a,i} - (\epsilon_a\lambda\rho_a + \omega_\beta q_\beta)\epsilon_a\gamma^2\lambda, \quad (52)$$

$$\ddot{q}_\beta = -\gamma^2\omega_\beta\epsilon_a\lambda\rho_a - \underbrace{\omega_\beta^2\gamma^2}_{=\tilde{\omega}_\beta^2}q_\beta. \quad (53)$$

These equations provide valuable insights even without propagating them. We first note that only the asymmetric mode $\rho_{a,i}$ couples to the cavity. This may not seem surprising at first sight, since it is well established that symmetric stretch modes are not infra-red active in linear spectroscopy, which can be shown with perturbative theoretical arguments. [66] However, as we have seen for the polarizabilities under collective strong coupling, a perturbative picture may be misleading and thus a priori it is not clear why the symmetric and translational modes should not couple to the cavity as well for our self-consistently solved harmonic model. The sole coupling of the asymmetric mode becomes only evident from Eq. (51). For real (anharmonic) molecules with complex electronic structures, small corrections seem possible. That is, also other modes could self-consistently couple to the cavity. This is clearly an interesting question for future investigations.

In the following discussion, we can safely ignore the uncoupled translational and symmetric modes. If we look at the single-molecule Eq. (52), the collective motion acts similar to an external force. Thus we find a feedback effect from the collective on the single-molecule vibrational motion. The corresponding equation of motion of the collective asymmetric normal mode is then

$$\ddot{\rho}_a = -\underbrace{(k_a + N\epsilon_a^2\lambda^2\gamma^2)}_{=k_a}\rho_a - \frac{N\epsilon_a\lambda}{\omega_\beta}\tilde{\omega}_\beta^2q_\beta, \quad (54)$$

Here we see a change in the collective force constant $k_a \rightarrow \tilde{k}_a = (k_a + N\epsilon_a^2\lambda^2\gamma^2)$ of the collective infrared mode ρ_a . That is, besides the red shift of the cavity mode we find an accompanying stiffening of the collective vibrational mode.

Finally, we simulate the nuclear dynamics of an ensemble of CO₂ molecules having the cavity tuned on resonance with the infra-red active vibrational mode (see

Figure 2). The simulations are performed in Cartesian coordinates, which is an excellent consistency check for the normal mode discussion as well to verify the analytic results of the cavity renormalization. The simulations rely on the analytic forces given by Eq. (47) together with a thermostat (described in detail in section C). This allows for a highly efficient implementation, since there is no need anymore to solve the electronic-structure problem numerically. The vibrational spectra can be determined locally (green) and collectively (blue) by evaluating the corresponding dipole fluctuations using standard techniques from molecular dynamics (see e.g. Ref. 28). Besides confirming the analytic red-shift of the cavity frequency ω_β , we observe a Rabi split in both collective as well as local dipole moments. However, the local polaritons in the harmonic CO₂ system vanish when increasing the number of molecules, while keeping the collective Rabi-splitting fixed (green arrows). This we also anticipate analytically in the local normal mode picture of Eq. (52) when applying the Tavis-Cummings scaling argument given in Eq. (30). Thus, the vibrational modes seem locally unaffected by the cavity in the harmonic model, despite having modified polarizabilities. It seems that a more complex electronic/nuclear structure is required (i.e., anharmonic) to obtain such (small, but finite) effects on the nuclear dynamics. For example, see the numerical discussion of an ensemble of Shin-Metiu molecules in Ref. 28 that allows for a non-vanishing polarization pattern under collective VSC (polarization glass).

B. Comparison to ab initio results

For the harmonic model we could surprisingly relate the self-consistent red shift of the cavity frequency to its bare matter refractive index, despite observing a cavity-induced change of the molecular polarizabilities. To verify if Eq. (45) still holds for complex electronic structures, we calculate the self-consistent vibro-polaritonic infra-red spectra of one CO₂ molecule coupled to a single cavity mode within the cavity-Born-Oppenheimer Hartree-Fock (cBO-HF) approximation [30]. Note that perturbative approaches to determine the cavity-mode renormalization[57, 65] recover the same red shift as our harmonic model in Eq. (44). Thus the results of the following analysis are directly transferable.

In Figure 3, different cavity-induced redshifts are compared for a single CO₂ molecule with respect to different couplings λ by means of normalized cavity frequencies $\tilde{\omega}_\beta/\omega_\beta$. The reference data is shown in solid lines, whereas dashed lines correspond to the self-consistent harmonic electronic model description $\tilde{\omega}_\beta^{\text{sc}}$. The qualitatively different physics of the displacement-field coupling model $\tilde{\omega}_\beta^{\text{lin}}$ is shown by dot-dashed lines. Note that for the reference cBO-HF results of $\tilde{\omega}_\beta(\lambda)$, the cavity mode needed to be detuned from any IR-active vibration to avoid Rabi splitting and preserve its photonic character

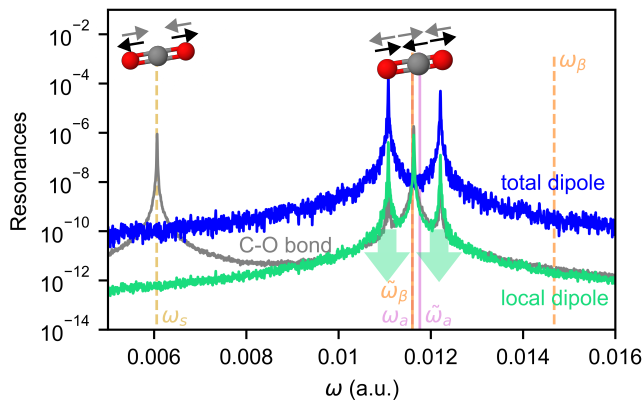


FIG. 2. Molecular-dynamics simulation for one-dimensional and harmonic CO_2 molecules with the cavity frequency tuned to the asymmetric vibration yields resonance spectrum with Rabi split in agreement to normal mode representation from section IV. Solid plots are C-O bond (grey), total dipole (blue) and local dipole (green) resonances calculated from molecular-dynamics autocorrelation functions; for details see appendix C. Vertical lines mark system dependent frequencies: symmetric vibration $\sqrt{k_s}$, and asymmetric vibration $\sqrt{k_a}$ (purple) and cavity ω_β (orange). While the bare system frequencies are dashed, renormalized frequencies due to coupling like \tilde{k}_a and $\tilde{\omega}_\beta$ are drawn solid. Note that here self-consistent coupling to a cavity mode follows traditional infra-red selection rules, i.e., the symmetric vibration does not couple to the cavity. Furthermore, for small number of molecules and high simulation strength, local polaritons can be seen. However, when increasing the number of molecules while keeping the Rabi splitting (or λ_{col}) constant, their intensities vanish (indicated by green arrows) leaving only the peak for the asymmetric vibration.

in the eigenvector.

Comparing the redshifts for different molecular orientations with respect to the cavity, we find that the self-consistent harmonic model either over or underestimates the red shift of the cavity with respect to the reference. The deviations of the harmonic self-consistent model become larger, the more polarizable the real molecule is (i.e., parallel alignment). Or alternatively, for weakly polarizable molecules and low coupling strength the analytic red shift in Eq. (44) reproduces the ab-initio results very well. This also explains the almost perfect agreement in Ref. 57 of the coupled spectra obtained from perturbation theory for a HF molecule, because its polarizability is small compared to CO_2 . Interestingly, the spatial averaging for an ensemble of randomly oriented molecules leads to significant error-cancellation and thus the analytic model and numerics agree relatively well. In more detail, the spatial averaging is applied with $2/3$ of the molecules being orthogonal and $1/3$ parallel. The observed error cancellation suggests that our analytic redshift model might be applicable with relatively high accuracy to experimental data. Moreover, it could also be the reason why the standard Maxwellian approach $\tilde{\omega}_\beta^{\text{M}}$ seems sufficient to predict cavity-induced

detunings, even-though its small deviations could provide important physical insights into cavity-induced microscopic changes.

V. CONCLUSION

Let us collect the major results that we have obtained. Thanks to the harmonic design of our model, the dressed electronic structure problem of an ensemble of molecules in an optical cavity can be solved analytically in the dilute gas limit. Our setup does not impose any approximations on the dipole self-energy term, thus allowing for intermolecular polarization effects. This provides unique non-perturbative insights in the resulting scaling behavior of large molecular ensembles. Most notable, the self-consistent inclusion of an externally applied (static) electric field reveals a cavity-modified molecular polarizability, which is local in nature, but depends on the collective coupling strength. Therefore, this local polarization mechanism can persist in the thermodynamic limit. In contrast, a perturbative calculation of the polarizability would lead to a qualitatively different scaling behavior with vanishing local effects in the thermodynamic limit. Therefore, we conclude that it is vital to accurately (self-consistently) account for the delicate nature and changes of the cavity-induced local dipole-dipole interaction to recover the correct physics. Perturbation theory seems insufficient for this purpose and can even introduce qualitatively wrong scaling behavior. However, surprisingly, the exact (self-consistent) polarizability was recovered perturbatively for our harmonic ensemble, when assuming ad-hoc single-molecular strong coupling conditions instead! This fundamental theoretical observation has far reaching implications to justify the broad applicability of the numerous recently developed ab-initio simulation methods, which are naturally restricted to single or few-molecular strong coupling situations due to their computational load.

When investigating the dynamics of the nuclei and displacement field coordinates for our analytical model, we also find an analytic expression for the renormalization of the cavity mode frequency, showing its relation to the bare matter refractive index of a dilute gas. The redshift in the cavity thus appears to not be affected by the aforementioned changes of the local polarizability. Furthermore, when investigating the dynamics of the nuclei with a normal-mode analysis we find that despite the self-consistent treatment of the electronic structure problem, only the infra-red active modes couple to the cavity. Comparing our results with different common approximations reveals not only for the polarizability and red-shift a qualitatively different physics, but also for the local equations of motions. Eventually, we compare the analytic red-shift formula of our harmonic model with the self-consistently determined value of one realistic CO_2 molecule, with particularly very good agreement for randomly oriented molecular ensembles. This indicates that

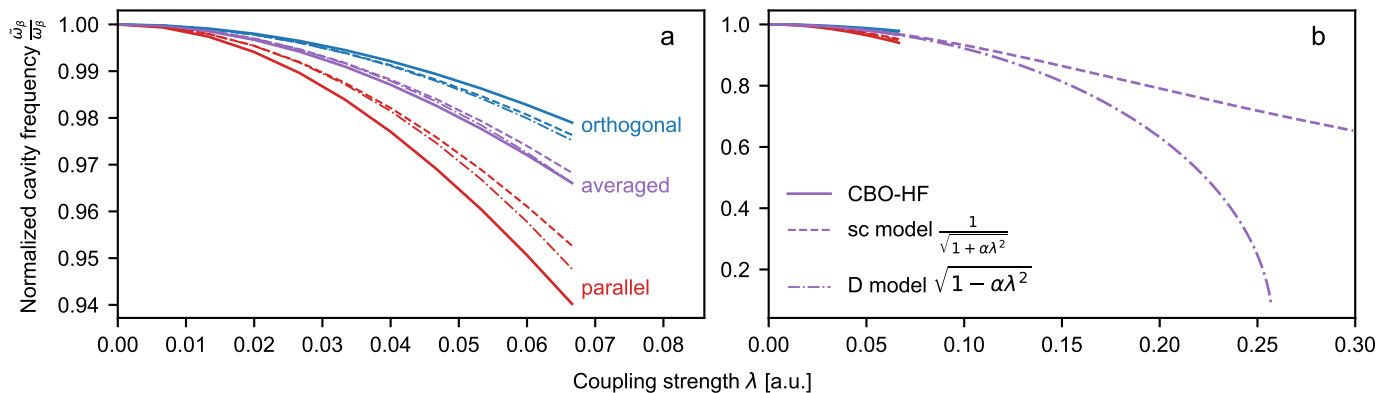


FIG. 3. a) Red shift (bold lines) of the cavity frequency from ab-initio cBO-HF calculation for a single realistic CO₂ molecule coupled to a cavity mode aligned parallel (red) or orthogonal (blue) to the bond axis is compared to analytical expressions from our model. The self-consistent (sc) model (dashed lines) and the displacement-field coupled (D) model (dot-dashed lines) red shifts use the bare matter polarizability and are calculated based on Table II. The analytical expressions based on the corresponding bare matter polarizability components α_{xx} and α_{zz} both over- and under-estimate the red shift for the orthogonal and parallel setup, respectively. After spatial averaging good agreement is found thanks to error cancellation. The coupling strength regime shown here corresponds to Rabi splittings up to a few hundred cm⁻¹ and covers the chemically relevant regime (based on typical polarizability densities). b) Increasing the coupling further reveals the non-physical behavior of the displacement-field coupling (D) approximation in the ultra-strong coupling regime.

our harmonic model is indeed capable of capturing relevant properties of real chemical system.

However, above results are clearly not the end of the story. For example, the locally modified polarizability is expected to alter the local fluctuations of the electronic structure. Consequently, the dispersion interactions and thus the van der Waals forces between the molecules should be modified by the cavity as already suggested by experimental evidence. [22] Moreover, it will also be interesting to investigate how the subtle interplay of local vs. collective properties behaves in the condensed phase. As a straightforward consequence, we expect the standard Clausius-Mossotti relations to be modified under collective VSC, i.e., the relation of the macroscopic dielectric constant to the single molecular polarizabilities might be altered in a non-trivial fashion due to self-consistent feedback effects. In addition, we highlight two other important properties of VSC that were not accessible with our idealized harmonic ensemble model: There is theoretical evidence for a polarization glass-like frustration effects [13, 28] as well as for a strong (experimentally detectable) resonance condition in cavity-modified reaction rates. [17, 22] However, we consider our model a first analytic step towards a better justification of recently developed rate theories [67–75] for optical cavities that often rely on the applicability of the single-molecular strong coupling hypothesis under collective VSC. At least for the molecular polarizability, we could now confirm this hypothesis ab-initio. We therefore expect that our self-consistent model will provide further valuable insights under various conditions (e.g. thermal equilibrium), that will help to unravel the mysteries of VSC.

ACKNOWLEDGMENTS

JH and DS contributed equally to this work. This work was made possible through the support of the RouTe Project (13N14839), financed by the Federal Ministry of Education and Research (Bundesministerium für Bildung und Forschung (BMBF)) and supported by the European Research Council (ERC-2015-AdG694097), the Cluster of Excellence “CUI: Advanced Imaging of Matter” of the Deutsche Forschungsgemeinschaft (DFG), EXC 2056, project ID 390715994 and the Grupos Consolidados (IT1453-22). The Flatiron Institute is a division of the Simons Foundation.

Appendix A: Derivation of Single Molecular Polarizabilities

Here we briefly give details to the derivation of the two quintessential relations for the polarizabilities shown in Eqs. (32) and (38). The self-consistently, determined local polarization for a collective external field-perturbation is defined as follows,

$$\tilde{\alpha}_i = \frac{\partial \langle d_i \rangle}{\partial E_{\text{ext}}} \text{ with } \hat{H}_{\text{tot}} = \hat{H} - \hat{d}E_{\text{ext}} \quad (\text{A1})$$

Including $\hat{d}_i E_{\text{ext}} = Z_e \hat{r}_i E_{\text{ext}}$ explicitly when solving Eq. (10), we find for the local polarizability,

$$\tilde{\alpha}_i = Z_e \frac{\partial \langle \hat{r}_i \rangle}{\partial E_{\text{ext}}} \quad (\text{A2})$$

with

$$\langle \hat{r}_i \rangle (E_{\text{ext}}) = -\frac{\nu_{1,i}(E_{\text{ext}})}{\nu_2^2} \stackrel{\text{Eq. (15)}}{=} \frac{1}{N_n} \left(\sum_{n=1}^{N_n} R_{in} + \frac{\lambda Z_e}{k_e} \left(X + \langle x \rangle_0(E_{\text{ext}}) - \omega_\beta q_\beta \right) + \frac{Z_e}{k_e} E_{\text{ext}} \right) \quad (\text{A3})$$

$$\langle x \rangle_0 (E_{\text{ext}}) \stackrel{\text{Eq. (18)}}{=} (1 - \gamma^2(N, \lambda)) \left[-\frac{k_e}{\lambda Z_e N} \sum_i \sum_{n=1}^{N_n} R_{in} - X + \omega_\beta q_\beta - \frac{1}{\lambda} E_{\text{ext}} \right] \quad (\text{A4})$$

which leads to

$$\begin{aligned} \tilde{\alpha}_i &= Z_e \frac{\partial \langle \hat{r}_i \rangle}{\partial E_{\text{ext}}} \quad (\text{A5}) \\ &= \frac{Z_e^2}{N_n k_e} (1 - (1 - \gamma^2(N, \lambda))) = \alpha_i \gamma^2(N, \lambda) \quad (\text{A6}) \end{aligned}$$

and thus proves the cavity induced local polarizability change in Eq. (32), when considering self-consistently the impact of the external electric field. The other self-consistent (local and non-local) polarizabilities introduced in the manuscript follow from equivalent derivations.

When calculating the local polarizability perturbatively, as it is common practice in quantum chemistry, we find for

$$\tilde{\alpha}_i^{\text{pert}} = -2 \sum_{l \neq 0} \frac{\langle 0 | Z_e \hat{r}_i | l \rangle \langle l | Z_e \hat{r}_i | 0 \rangle}{\epsilon_i^0 - \epsilon_i^l} \quad (\text{A7})$$

using that

$$\begin{aligned} \langle 0 | \hat{r}_i | l \rangle &= \langle 0 | \hat{U}_i^\dagger \hat{U}_i \hat{r}_i \hat{U}_i^\dagger \hat{U}_i | l \rangle = \langle 0' | \hat{r}_i + \langle r \rangle_0 | l' \rangle \quad (\text{A8}) \\ &= \langle 0' | \hat{r}_i | l' \rangle \quad (\text{A9}) \end{aligned}$$

where the ' indicates a bare (no shift) quantum harmonic oscillator wave-function $|\psi'\rangle = \hat{U}_i |\psi\rangle$. Consequently, only the first excited state has a non-zero contribution to the transition dipole element and we recover the dressed perturbative solution for the local polarizability as,[39]

$$\tilde{\alpha}_i^{\text{pert}} = \frac{2Z_e^2}{\nu_2} \langle 0' | \hat{r}_i | 1' \rangle \langle 1' | \hat{r}_i | 0' \rangle \quad (\text{A10})$$

$$= \frac{2Z_e^2}{\nu_2} \left(\frac{1}{\sqrt{2\nu_2}} \right)^2 \quad (\text{A11})$$

$$= \frac{Z_e^2}{\lambda^2 Z_e^2 + N_n k_e} = \alpha_i \gamma^2(1, \lambda), \quad (\text{A12})$$

which leads to the erroneous perturbative scaling relation summarized in Eq. (38). The generalization to the collective case is trivial, yielding $\tilde{\alpha}^{\text{pert}} = N \tilde{\alpha}_i^{\text{pert}}$.

Appendix B: Uncoupled CO₂ Molecule

Next, we want to write the equation of motion of the nuclei in such a way that the influence, i.e., the coupling,

of the cavity can be easily observed. The vibrations of a CO₂ molecule can be approximated by the classical motion of the nuclei each interacting harmonically with its neighbor via the potential

$$W_i(\mathbf{R}_i) = \frac{k_n}{2} (R_{i1} - R_{i2})^2 + \frac{k_n}{2} (R_{i2} - R_{i3})^2 \quad (\text{B1})$$

For the bare molecules we can perform a simple normal mode expansion. From the classical equations of motion for the bare molecules

$$M_O \ddot{R}_{i1} = -k_n (R_{i1} - R_{i2}), \quad (\text{B2})$$

$$M_C \ddot{R}_{i2} = k_n (R_{i1} - R_{i2}) - k_n (R_{i2} - R_{i3}), \quad (\text{B3})$$

$$M_O \ddot{R}_{i3} = k_n (R_{i2} - R_{i3}), \quad (\text{B4})$$

the following three normal-mode coordinates, denoted respectively as translational, symmetric and asymmetric, suggest themselves [39]

$$\rho_{t,i} = \frac{1}{\sqrt{M}} (M_O R_{i1} + M_C R_{i2} + M_O R_{i3}), \quad (\text{B5})$$

$$\rho_{s,i} = \frac{\sqrt{M_O}}{\sqrt{2}} (R_{i1} - R_{i3}), \quad (\text{B6})$$

$$\rho_{a,i} = \frac{\sqrt{M_O M_C}}{\sqrt{2M}} (R_{i1} - 2R_{i2} + R_{i3}), \quad (\text{B7})$$

with $M = 2M_O + M_C$. Their corresponding equation of motions are given by

$$\ddot{\rho}_{t,i} = 0, \quad (\text{B8})$$

$$\ddot{\rho}_{s,i} = -\underbrace{\frac{k_n}{M_O}}_{=k_s} \rho_{s,i}, \quad (\text{B9})$$

$$\ddot{\rho}_{a,i} = -\underbrace{\frac{M k_n}{M_O M_C}}_{=k_a} \rho_{a,i}. \quad (\text{B10})$$

As the translational mode describes the motion of the center of mass of the molecule it has 0 eigenfrequency.

To have the same equations of motions for our single-electron molecule outside the cavity we are free to make the choice for the nuclear potential as

$$V_i(\mathbf{R}_i) = W_i(\mathbf{R}_i) - \frac{k_e}{2} \left(\sum_{n=1}^3 R_{in}^2 - \frac{1}{3} \left(\sum_{n=1}^3 R_{in} \right)^2 \right). \quad (\text{B11})$$

That is, for the out of cavity case ($\lambda = 0$), which we also call “bare matter”, (47) becomes

$$\begin{aligned} M_n \ddot{R}_{in}^{\text{bare}} &= -\frac{d}{dR_{in}} V_i(\mathbf{R}_i) - k_e \left(R_{in} - \sum_{m=1}^{N_n} \frac{R_{im}}{N_n} \right) \\ &= -\frac{\partial}{\partial R_{in}} W_i(\mathbf{R}_i) \end{aligned} \quad (\text{B12})$$

and

$$\langle r \rangle_i^{\text{bare}} = \frac{1}{N_n} \sum_i^N R_{in} \quad (\text{B13})$$

Appendix C: Numerical Details

Molecular dynamics and spectra calculation follows the process from [28] to which we refer the reader for more details. The code was adapted to our model of harmonic one-dimensional CO₂ molecules where analytical force calculation reduces the computational cost. We employ classical canonical equilibrium conditions by weakly coupling our ensemble to a thermal bath at temperature T . The resulting classical Langevin equations of motion are

given by,

$$\begin{aligned} M_n \ddot{R}_{in} &= -\frac{\partial W(\mathbf{R})}{\partial R_{in}} + Z'_n E_{\perp}^{\text{sc}} \\ &\quad - \gamma_T M_n \dot{R}_{in} + \sqrt{2M_n \gamma_T k_B T} S_{in} \end{aligned} \quad (\text{C1})$$

$$\begin{aligned} \ddot{q}_{\beta} &= -\omega_{\beta}^2 q_{\beta} + \omega_{\beta}(X + \langle x \rangle) \\ &\quad - \gamma_T \dot{q}_{\alpha} + \sqrt{2\gamma_T k_B T} S_{\beta} \end{aligned} \quad (\text{C2})$$

$$\langle S_{in}(t) \rangle = 0, \quad \langle S_{in}(t) S_{in}(t') \rangle = \delta(t - t') \quad (\text{C3})$$

with friction coefficient γ_T . Atomic units were used throughout the calculations such that $M_C = 21874$ a.u. and $M_O = 29166$ a.u. We chose the unit charge $Z_C = 1/2Z_O = 1$ and $Z_e = Z_C + 2Z_O$ and $k_e = 1$ while k_n was calculated from cBO-HF asymmetric stretch ($\sqrt{k_a} = 2538 \text{ cm}^{-1} = 0.0116 \text{ H}$) via the bare matter relation from (B10). The classical Langevin equations of motion were propagated numerically using the scheme of Ref. 76 with a time step $\delta t = 20$. Trajectories were simulated over 200000 time-steps for $N = 20$ molecules for spectra calculations. The nuclei were initialized randomly distributed in the vicinity of the ground-state. Thermostatting parameters were set to $k_B T = 10^{-3}$ with low friction coefficient $\gamma_T = 0.5 \times 10^{-5}$ (underdamped regime).

Vibrational cBO Hartree Fock (cBO-HF) calculations were done as described in [30] for a single CO₂ molecule with its bond axis oriented parallel and orthogonal to a single cavity mode tuned on resonance to the symmetric matter vibration (1496^{-1} cm). The cBO-HF ansatz have been implemented in the Psi4NumPy environment [77], which is an extension of the PSI4 [78] electronic structure package. All calculations were performed using the aug-cc-pVDZ basis set [79] and all geometries were pre-optimized at the Hartree-Fock level of theory. It should be noted that only the situation where the bond axis of CO₂ is oriented orthogonal to a single cavity mode is a real minimum, and the parallel situation represents a transition state along the rotation with respect to the polarization axis [80]. The vibrational cBO-HF calculations were performed in a reproducible environment using the Nix package manager together with NixOS-QChem [81] (commit f5dad404) and Nixpkgs (nixpkgs, 22.11, commit 594ef126).

-
- [1] T. W. Ebbesen, Hybrid Light–Matter States in a Molecular and Material Science Perspective, *Acc. Chem. Res.* **49**, 2403 (2016).
 - [2] F. J. Garcia-Vidal, C. Ciuti, and T. W. Ebbesen, Manipulating matter by strong coupling to vacuum fields, *Science* **373**, eabd0336 (2021).
 - [3] T. W. Ebbesen, A. Rubio, and G. D. Scholes, Introduction: Polaritonic Chemistry, *Chemical Reviews* **123**, 12037 (2023).
 - [4] M. Ruggenthaler, N. Tancogne-Dejean, J. Flick, H. Appel, and A. Rubio, From a quantum-electrodynamical light–matter description to novel spectroscopies, *Nature Reviews Chemistry* **2**, 0118 (2018).
 - [5] D. Sidler, M. Ruggenthaler, C. Schäfer, E. Ronca, and A. Rubio, A perspective on ab initio modeling of polaritonic chemistry: The role of non-equilibrium effects and quantum collectivity, *The Journal of Chemical Physics* **156** (2022).
 - [6] J. Fregoni, F. J. Garcia-Vidal, and J. Feist, Theoretical Challenges in Polaritonic Chemistry, *ACS Photonics* **9**, 1096 (2022).
 - [7] M. Ruggenthaler, D. Sidler, and A. Rubio, Understand-

- ing Polaritonic Chemistry from Ab Initio Quantum Electrodynamics, *Chemical Reviews* **123**, 11191 (2023).
- [8] R. Bhuyan, J. Mony, O. Kotov, G. W. Castellanos, J. Gómez Rivas, T. O. Shegai, and K. Börjesson, The Rise and Current Status of Polaritonic Photochemistry and Photophysics, *Chemical Reviews* **123**, 10877 (2023).
- [9] K. Hirai, J. A. Hutchison, and H. Uji-i, Molecular Chemistry in Cavity Strong Coupling, *Chemical Reviews* **123**, 8099 (2023).
- [10] B. S. Simpkins, A. D. Dunkelberger, and I. Vurgaftman, Control, Modulation, and Analytical Descriptions of Vibrational Strong Coupling, *Chemical Reviews* **123**, 5020 (2023).
- [11] A. Mandal, M. A. Taylor, B. M. Weight, E. R. Koessler, X. Li, and P. Huo, Theoretical Advances in Polariton Chemistry and Molecular Cavity Quantum Electrodynamics, *Chem. Rev.* **123**, 9786 (2023).
- [12] B. Xiang and W. Xiong, Molecular Polaritons for Chemistry, Photonics and Quantum Technologies, *Chemical Reviews* **124**, 2512 (2024).
- [13] D. Sidler, M. Ruggenthaler, and A. Rubio, [The connection of polaritonic chemistry with the physics of a spin glass](#) (2024), arXiv:2409.08986 [physics].
- [14] X. Zhong, T. Chervy, S. Wang, J. George, A. Thomas, J. A. Hutchison, E. Devaux, C. Genet, and T. W. Ebbesen, Non-radiative energy transfer mediated by hybrid light-matter states, *Angewandte Chemie* **128**, 6310 (2016).
- [15] J. A. Hutchison, T. Schwartz, C. Genet, E. Devaux, and T. W. Ebbesen, Modifying Chemical Landscapes by Coupling to Vacuum Fields, *Angewandte Chemie International Edition* **51**, 1592 (2012).
- [16] B. Munkhbat, M. Wersäll, D. G. Baranov, T. J. Antosiewicz, and T. Shegai, Suppression of photo-oxidation of organic chromophores by strong coupling to plasmonic nanoantennas, *Science Advances* **4**, eaas9552 (2018).
- [17] A. Thomas, J. George, A. Shalabney, M. Dryzhakov, S. J. Varma, J. Moran, T. Chervy, X. Zhong, E. Devaux, C. Genet, *et al.*, Ground-state chemical reactivity under vibrational coupling to the vacuum electromagnetic field, *Angewandte Chemie* **128**, 11634 (2016).
- [18] J. Lather, P. Bhatt, A. Thomas, T. W. Ebbesen, and J. George, Cavity Catalysis by Cooperative Vibrational Strong Coupling of Reactant and Solvent Molecules, *Angewandte Chemie International Edition* **58**, 10635 (2019).
- [19] K. Hirai, R. Takeda, J. A. Hutchison, and H. Uji-i, Modulation of Prins Cyclization by Vibrational Strong Coupling, *Angewandte Chemie* **132**, 5370 (2020).
- [20] T. Fukushima, S. Yoshimitsu, and K. Murakoshi, Inherent Promotion of Ionic Conductivity via Collective Vibrational Strong Coupling of Water with the Vacuum Electromagnetic Field, *Journal of the American Chemical Society* **144**, 12177 (2022).
- [21] W. Ahn, J. F. Triana, F. Recabal, F. Herrera, and B. S. Simpkins, Modification of ground-state chemical reactivity via light-matter coherence in infrared cavities, *Science* **380**, 1165 (2023).
- [22] B. Patrahau, M. Piejko, R. J. Mayer, C. Antheaume, T. Sangchai, G. Ragazzon, A. Jayachandran, E. Devaux, C. Genet, J. Moran, and T. W. Ebbesen, Direct Observation of Polaritonic Chemistry by Nuclear Magnetic Resonance Spectroscopy, *Angewandte Chemie International Edition* , e202401368 (2024).
- [23] M. K. Svendsen, M. Ruggenthaler, H. Hübener, C. Schäfer, M. Eckstein, A. Rubio, and S. Latini, Theory of quantum light-matter interaction in cavities: Extended systems and the long wavelength approximation, arXiv preprint arXiv:2312.17374 (2023).
- [24] M. K. Svendsen, K. S. Thygesen, A. Rubio, and J. Flick, *Ab Initio* Calculations of Quantum Light-Matter Interactions in General Electromagnetic Environments, *Journal of Chemical Theory and Computation* **20**, 926 (2024).
- [25] M. Ruggenthaler, D. Sidler, and A. Rubio, Understanding Polaritonic Chemistry from Ab Initio Quantum Electrodynamics, *Chem. Rev.* **123**, 11191 (2023).
- [26] J. Campos-Gonzalez-Angulo, Y. Poh, M. Du, and J. Yuen-Zhou, Swinging between shine and shadow: Theoretical advances on thermally activated vibropolaritonic chemistry, *The Journal of Chemical Physics* **158** (2023).
- [27] L. Borges, T. Schnappinger, and M. Kowalewski, Extending the tavis-cummings model for molecular ensembles—exploring the effects of dipole self-energies and static dipole moments, *J. Chem. Phys.* **161**, 10.1063/5.0214362 (2024).
- [28] D. Sidler, T. Schnappinger, A. Obzhairov, M. Ruggenthaler, M. Kowalewski, and A. Rubio, Unraveling a Cavity-Induced Molecular Polarization Mechanism from Collective Vibrational Strong Coupling, *The Journal of Physical Chemistry Letters* **15**, 5208 (2024).
- [29] T. Schnappinger, D. Sidler, M. Ruggenthaler, A. Rubio, and M. Kowalewski, Cavity born-oppenheimer hartree-fock ansatz: Light-matter properties of strongly coupled molecular ensembles, *The Journal of Physical Chemistry Letters* **14**, 8024 (2023).
- [30] T. Schnappinger and M. Kowalewski, Ab initio vibropolaritonic spectra in strongly coupled cavity-molecule systems, *Journal of Chemical Theory and Computation* (2023).
- [31] C. Schäfer, J. Fojt, E. Lindgren, and P. Erhart, Machine learning for polaritonic chemistry: Accessing chemical kinetics, arXiv preprint arXiv:2311.09739 (2023).
- [32] J. Flick, D. M. Welakuh, M. Ruggenthaler, H. Appel, and A. Rubio, Light-Matter Response in Nonrelativistic Quantum Electrodynamics, *ACS Photonics* **6**, 2757 (2019).
- [33] J. Flick, H. Appel, M. Ruggenthaler, and A. Rubio, Cavity Born-Oppenheimer Approximation for Correlated Electron-Nuclear-Photon Systems, *Journal of Chemical Theory and Computation* **13**, 1616 (2017).
- [34] M. Castagnola, M. T. Lexander, and H. Koch, [Changes in excimer properties under collective strong coupling](#) (2024), arXiv:2410.22043 [physics].
- [35] A. Szabo and N. S. Ostlund, *Modern Quantum Chemistry: Introduction to Advanced Electronic Structure Theory*, 1st ed. (Dover Publications).
- [36] D. Sidler, M. Ruggenthaler, C. Schäfer, E. Ronca, and A. Rubio, A perspective on ab initio modeling of polaritonic chemistry: The role of non-equilibrium effects and quantum collectivity, *J. Chem. Phys.* **156**, 230901 (2022).
- [37] P. W. Atkins, J. De Paula, and R. Friedman, *Physical Chemistry: Quanta, Matter, and Change*, second edition ed. (Oxford University Press, Oxford, United Kingdom, 2014).
- [38] J. P. Philbin, T. S. Haugland, T. K. Ghosh, E. Ronca, M. Chen, P. Narang, and H. Koch, Molecular van der Waals Fluids in Cavity Quantum Electrodynamics, *The Journal of Physical Chemistry Letters* **14**, 8988 (2023).

- [39] P. W. Atkins and R. S. Friedman, *Molecular quantum mechanics* (Oxford university press, 2011).
- [40] M. Ruggenthaler, J. Flick, C. Pellegrini, H. Appel, I. V. Tokatly, and A. Rubio, Quantum-electrodynamical density-functional theory: Bridging quantum optics and electronic-structure theory, *Phys. Rev. A* **90**, 012508 (2014).
- [41] I. V. Tokatly, Time-Dependent Density Functional Theory for Many-Electron Systems Interacting with Cavity Photons, *Phys. Rev. Lett.* **110**, 233001 (2013).
- [42] M. Ruggenthaler, Ground-state quantum-electrodynamical density-functional theory, arXiv preprint arXiv:1509.01417 (2015).
- [43] C. Schäfer, F. Buchholz, M. Penz, M. Ruggenthaler, and A. Rubio, Making ab initio QED functional(s): Non-perturbative and photon-free effective frameworks for strong light-matter coupling, *Proceedings of the National Academy of Sciences* **118**, e2110464118 (2021).
- [44] C. Pellegrini, J. Flick, I. V. Tokatly, H. Appel, and A. Rubio, Optimized Effective Potential for Quantum Electrodynamical Time-Dependent Density Functional Theory, *Phys. Rev. Lett.* **115**, 093001 (2015).
- [45] D. Sidler, M. Ruggenthaler, H. Appel, and A. Rubio, Chemistry in Quantum Cavities: Exact Results, the Impact of Thermal Velocities, and Modified Dissociation, *The Journal of Physical Chemistry Letters* **11**, 7525 (2020).
- [46] T. S. Haugland, E. Ronca, E. F. Kjørstad, A. Rubio, and H. Koch, Coupled Cluster Theory for Molecular Polaritons: Changing Ground and Excited States, *Physical Review X* **10**, 041043 (2020).
- [47] U. Mordovina, C. Bungey, H. Appel, P. J. Knowles, A. Rubio, and F. R. Manby, Polaritonic coupled-cluster theory, *Physical Review Research* **2**, 023262 (2020).
- [48] N. Rivera, J. Flick, and P. Narang, Variational Theory of Nonrelativistic Quantum Electrodynamics, *Physical Review Letters* **122**, 193603 (2019).
- [49] A. Ahrens, C. Huang, M. Beutel, C. Covington, and K. Varga, Stochastic Variational Approach to Small Atoms and Molecules Coupled to Quantum Field Modes in Cavity QED, *Physical Review Letters* **127**, 273601 (2021).
- [50] J. Flick, M. Ruggenthaler, H. Appel, and A. Rubio, Atoms and molecules in cavities, from weak to strong coupling in quantum-electrodynamics (QED) chemistry, *Proceedings of the National Academy of Sciences* **114**, 3026 (2017).
- [51] N. Tancogne-Dejean, M. J. T. Oliveira, X. Andrade, H. Appel, C. H. Borca, G. Le Breton, F. Buchholz, A. Castro, S. Corni, A. A. Correa, U. De Giovannini, A. Delgado, F. G. Eich, J. Flick, G. Gil, A. Gomez, N. Helbig, H. Hübener, R. Jestädt, J. Jornet-Somoza, A. H. Larsen, I. V. Lebedeva, M. Lüders, M. A. L. Marques, S. T. Ohlmann, S. Pipolo, M. Rampp, C. A. Rozzi, D. A. Strubbe, S. A. Sato, C. Schäfer, I. Theophilou, A. Welden, and A. Rubio, Octopus, a computational framework for exploring light-driven phenomena and quantum dynamics in extended and finite systems, *J. Chem. Phys.* **152**, 124119 (2020).
- [52] T. E. Li, A. Nitzan, and J. E. Subotnik, Collective Vibrational Strong Coupling Effects on Molecular Vibrational Relaxation and Energy Transfer: Numerical Insights via Cavity Molecular Dynamics Simulations**, *Angewandte Chemie International Edition* **60**, 15533 (2021).
- [53] T. Szidarovszky, P. Badankó, G. J. Halász, and Á. Vibók, Nonadiabatic phenomena in molecular vibrational polaritons, *The Journal of Chemical Physics* **154** (2021).
- [54] C. Fábri, G. J. Halász, L. S. Cederbaum, and Á. Vibók, Born-oppenheimer approximation in optical cavities: from success to breakdown, *Chemical Science* **12**, 1251 (2021).
- [55] L. A. Martinez-Martinez, E. Eizner, S. Kena-Cohen, and J. Yuen-Zhou, Triplet harvesting in the polaritonic regime: A variational polaron approach, *The Journal of Chemical Physics* **151**, 054106 (2019).
- [56] M. Du, Y. R. Poh, and J. Yuen-Zhou, Vibropolaritonic Reaction Rates in the Collective Strong Coupling Regime: Pollak-Grabert-Hänggi Theory, *The Journal of Physical Chemistry C* **127**, 5230 (2023).
- [57] M. R. Fiechter and J. O. Richardson, Understanding the cavity Born-Oppenheimer approximation, *The Journal of Chemical Physics* **160**, 184107 (2024).
- [58] Y. Tanimura and R. Kubo, Time evolution of a quantum system in contact with a nearly gaussian-markoffian noise bath, *Journal of the Physical Society of Japan* **58**, 101 (1989).
- [59] A. Akbari, M. J. Hashemi, A. Rubio, R. M. Nieminen, and R. van Leeuwen, Challenges in truncating the hierarchy of time-dependent reduced density matrices equations, *Physical Review B* **85**, 235121 (2012).
- [60] E. W. Fischer, J. Anders, and P. Saalfrank, Cavity-altered thermal isomerization rates and dynamical resonant localization in vibro-polaritonic chemistry, *The Journal of Chemical Physics* **156**, 154305 (2022).
- [61] J. Bonini and J. Flick, Ab Initio Linear-Response Approach to Vibro-Polaritons in the Cavity Born-Oppenheimer Approximation, *J. Chem. Theory Comput.* **18**, 2764 (2022).
- [62] V. Rokaj, D. M. Welakuh, M. Ruggenthaler, and A. Rubio, Light-matter interaction in the long-wavelength limit: no ground-state without dipole self-energy, *Journal of Physics B: Atomic, Molecular and Optical Physics* **51**, 034005 (2018).
- [63] C. Schäfer, M. Ruggenthaler, V. Rokaj, and A. Rubio, Relevance of the Quadratic Diamagnetic and Self-Polarization Terms in Cavity Quantum Electrodynamics, *ACS Photonics* **7**, 975 (2020).
- [64] J. Flick and P. Narang, Cavity-Correlated Electron-Nuclear Dynamics from First Principles, *Physical Review Letters* **121**, 113002 (2018).
- [65] E. W. Fischer, J. A. Syska, and P. Saalfrank, A Quantum Chemistry Approach to Linear Vibro-Polaritonic Infrared Spectra with Perturbative Electron-Photon Correlation, *J. Phys. Chem. Lett.* **15**, 2262 (2024).
- [66] P. W. Atkins and R. Friedman, *Molecular quantum mechanics*, 5th ed. (Oxford Univ. Press, Oxford, 2011).
- [67] D. S. Wang and S. F. Yelin, A Roadmap Toward the Theory of Vibrational Polariton Chemistry, *ACS Photonics* **8**, 2818 (2021).
- [68] P.-Y. Yang and J. Cao, Quantum Effects in Chemical Reactions under Polaritonic Vibrational Strong Coupling, *The Journal of Physical Chemistry Letters* **12**, 9531 (2021).
- [69] L. P. Lindoy, A. Mandal, and D. R. Reichman, Resonant Cavity Modification of Ground-State Chemical Kinetics, *The Journal of Physical Chemistry Letters* **13**, 6580 (2022).

- [70] J. Cao, Generalized Resonance Energy Transfer Theory: Applications to Vibrational Energy Flow in Optical Cavities, *The Journal of Physical Chemistry Letters* **13**, 10943 (2022).
- [71] W. Ying and P. Huo, Resonance theory and quantum dynamics simulations of vibrational polariton chemistry, *The Journal of Chemical Physics* **159**, 084104 (2023).
- [72] J. Sun and O. Vendrell, Suppression and enhancement of thermal chemical rates in a cavity, *The Journal of Physical Chemistry Letters* **13**, 4441 (2022).
- [73] J. Sun and O. Vendrell, Modification of thermal chemical rates in a cavity via resonant effects in the collective regime, *The Journal of Physical Chemistry Letters* **14**, 8397 (2023).
- [74] W. Ying, M. A. D. Taylor, and P. Huo, Resonance theory of vibrational polariton chemistry at the normal incidence, *Nanophotonics* **13**, 2601 (2024).
- [75] M. C. Anderson, E. J. Woods, T. P. Fay, D. J. Wales, and D. T. Limmer, On the Mechanism of Polaritonic Rate Suppression from Quantum Transition Paths, *The Journal of Physical Chemistry Letters* **14**, 6888 (2023).
- [76] G. Bussi and M. Parrinello, Accurate sampling using Langevin dynamics, *Phys. Rev. E* **75**, 056707 (2007).
- [77] D. G. A. Smith, L. A. Burns, D. A. Sirianni, D. R. Nascimento, A. Kumar, A. M. James, J. B. Schriber, T. Zhang, B. Zhang, A. S. Abbott, E. J. Berquist, M. H. Lechner, L. A. Cunha, A. G. Heide, J. M. Waldrop, T. Y. Takeshita, A. Alenaizan, D. Neuhauser, R. A. King, A. C. Simmonett, J. M. Turney, H. F. Schaefer, F. A. Evangelista, A. E. DePrince, 3rd, T. D. Crawford, K. Patkowski, and C. D. Sherrill, Psi4NumPy: An interactive quantum chemistry programming environment for reference implementations and rapid development, *J. Chem. Theory Comput.* **14**, 3504 (2018).
- [78] D. G. A. Smith, L. A. Burns, A. C. Simmonett, R. M. Parrish, M. C. Schieber, R. Galvelis, P. Kraus, H. Kruse, R. Di Remigio, A. Alenaizan, A. M. James, S. Lehtola, J. P. Misiewicz, M. Scheurer, R. A. Shaw, J. B. Schriber, Y. Xie, Z. L. Glick, D. A. Sirianni, J. S. O'Brien, J. M. Waldrop, A. Kumar, E. G. Hohenstein, B. P. Pritchard, B. R. Brooks, H. F. Schaefer, 3rd, A. Y. Sokolov, K. Patkowski, A. E. DePrince, 3rd, U. Bozkaya, R. A. King, F. A. Evangelista, J. M. Turney, T. D. Crawford, and C. D. Sherrill, Psi4 1.4: Open-source software for high-throughput quantum chemistry, *J. Chem. Phys.* **152**, 184108 (2020).
- [79] R. A. Kendall, T. H. Dunning, and R. J. Harrison, Electron affinities of the first-row atoms revisited. systematic basis sets and wave functions, *J. Chem. Phys.* **96**, 6796 (1992).
- [80] T. Schnappinger and M. Kowalewski, Do molecular geometries change under vibrational strong coupling?, *J. Phys. Chem. Lett.* **15**, 7700 (2024).
- [81] M. Kowalewski and P. Seeber, Sustainable packaging of quantum chemistry software with the nix package manager, *Int. J. Quant. Chem.* **122**, e26872 (2022).