

Partial tidal disruptions of spinning eccentric white dwarfs by spinning intermediate mass black holes

DEBOJYOTI GARAIN¹ AND TAPOBRATA SARKAR¹

¹*Department of Physics, Indian Institute of Technology Kanpur, Kanpur 208016, India*

ABSTRACT

Intermediate mass black holes (IMBHs, $\sim 10^2 - 10^5 M_\odot$) are often dubbed as the missing link between stellar mass ($\lesssim 10^2 M_\odot$) and super-massive ($\gtrsim 10^{5-6} M_\odot$) black holes. Observational signatures of these can result from tidal disruptions of white dwarfs (WDs), which would otherwise be captured as a whole by super-massive black holes. Recent observations indicate that IMBHs might be rapidly spinning, while it is also known that isolated white dwarfs might have large spins, with spin periods of the order of minutes. Here, we aim to understand the effects of “coupling” between black hole and stellar spin, focussing on the tidal disruption of spinning WDs in the background of spinning IMBHs. Using smoothed particle hydrodynamics, we perform a suite of numerical simulations of partial tidal disruptions, where spinning WDs are in eccentric orbits about spinning IMBHs. We take a hybrid approach, where we integrate the Kerr geodesic equations while being in a regime where we can treat the internal stellar fluid dynamics in the Newtonian limit. We observe strong dependence of quantities like the core mass and the mass differences between tidal tails on such coupled spin effects. However, observable quantities such as mass fallback rates and gravitational wave amplitudes show minimal variations with these, in the parameter range that we consider.

1. INTRODUCTION

A star is tidally disrupted when its self gravity is overcome by the non-local gravitational field of a nearby compact object such as a black hole (BH), see [Frank & Rees \(1976\)](#); [Rees \(1988\)](#). Based on the outcome of the interaction, such tidal disruption events (TDEs) can be broadly categorized into two classes, quantified by the strength of the encounter, i.e, the impact parameter, $\beta = r_t/r_p$, where r_p is the pericenter distance of the orbit, and r_t is the tidal radius. In deep encounters, where the pericenter distance lies within the tidal radius (i.e., $\beta \gtrsim 1$), the star undergoes full disruption, leading to the formation of tidal tails. The bound portion of the disrupted material is subsequently accreted by the black hole ([Rees 1988](#); [Evans & Kochanek 1989](#)). On the other hand, in grazing encounters where the pericenter distance is outside the tidal radius (i.e., $\beta \lesssim 1$), only the outer layers are stripped off from the star, giving rise to a self-gravitating core in addition to the tidal tails ([Manukian et al. 2013](#); [Gafton et al. 2015](#); [Banerjee et al. 2023](#)). TDEs are important and interesting astrophysical phenomena, since the in-falling debris dissipates energy, and this causes a luminous flare ([Evans & Kochanek 1989](#); [Hayasaki et al. 2013, 2016](#); [Bonnerot et al. 2016](#); [Liptai et al. 2019](#); [Clerici & Gomboc 2020](#)). Several such events have been observed and are recorded in the literature see, e.g. [Holoien et al. \(2019\)](#). Indeed, TDEs have been studied over many decades now, and several analytical and numerical tools have been developed to date. A remarkable fact about TDEs is that the fallback rate of debris for full disruptions at late times follows the ubiquitous $t^{-5/3}$ power law with time t , as initially analytically derived by [Rees \(1988\)](#); [Phinney \(1989\)](#), and further validated through numerical simulations by [Lodato et al. \(2009\)](#) for various stellar structure profiles, and subsequently confirmed in observed light curves ([Komossa 2015](#); [van Velzen et al. 2021](#)). However, a number of unresolved issues exist, that point to the tension between theoretical models and experimental observations. Extensive discussions on theoretical and observational aspects of TDEs appear in the book chapters of [Jonker et al. \(2022\)](#). Recent reviews that discuss various theoretical aspects of TDEs and related relativistic effects can be found in [Stone et al. \(2019\)](#); [Wevers & Ryu \(2023\)](#).

In this paper, we use smoothed particle hydrodynamics (SPH) to perform a numerical study of partial TDEs involving spinning white dwarfs (WDs) that are in eccentric orbits in an intermediate mass (spinning) Kerr BH background. The numerical algorithm used in this study has been developed by us (Banerjee et al. 2023; Garain et al. 2023; Garain & Sarkar 2023) and extensively tested against many available results that often use the popular publicly available code PHANTOM.

Tidal disruptions of stars by supermassive BHs have been extensively studied and continue to receive considerable attention, although a comprehensive understanding of the subject is still to be achieved, see the book Jonker et al. (2022). In contrast, studies of TDEs by intermediate mass black holes (IMBHs) have been relatively fewer. The work of Rosswog et al. (2009) is one of the first that studied numerical SPH simulations of full TDEs involving static (Schwarzschild) IMBHs and non-spinning WDs, with the latter in a parabolic trajectory. More recently, Chen et al. (2023) and Claire et al. (2023) have studied partial disruptions in this system with the WD in an eccentric trajectory. Here, we complement and extend this analysis by considering a spinning WD and a Kerr IMBH, a scenario which, to the best of our knowledge, has not been studied before in an SPH framework.

There are two main motivations for this study which we now discuss. Firstly, our choice of a spinning or Kerr IMBH should be interesting, as it is, by now, commonly believed that IMBHs (which have masses $\sim 10^2 - 10^5 M_\odot$) are the missing link in the theory of BH formation (Volonteri 2012), see Greene et al. (2020) for a recent review. Whereas several solar mass BHs ($\sim 3 - 100 M_\odot$) and supermassive BHs ($\gtrsim 10^6 M_\odot$) have been observed, observational evidence for IMBHs remains relatively rarer, and some of these have been recently reported in Kızıltan et al. (2017); Chilingarian et al. (2018); Takekawa et al. (2019); Abbott et al. (2020); Lin et al. (2020). Indeed, recent observations by Cao et al. (2023) has indicated that the BH that caused the TDE 3XMM J150052.0+015452 is a $\sim 10^5 M_\odot$ BH with the dimensionless spin parameter $a > 0.97$. It is thus imperative to study Kerr IMBHs in further details, as theoretical results should be able to provide additional diagnostic indicators for these.

The second important motivation for our study is to introduce uniform stellar rotation (spin) in the background of spinning IMBHs, and specifically to understand how stellar spin ‘‘couples’’ to the spin of Kerr IMBHs during a TDE. We will, in particular, study rapidly spinning WDs. Theoretical and observational aspects of spinning WDs have been studied for many decades now, see e.g. Shapiro & Teukolsky (1983), a more recent review appears in Kawaler (2003). Indeed, although many known WDs spin slowly with spin rotational periods of a few to several tens of hours (Hermes et al. 2017), rapidly spinning WDs (which we take to be ones with spin periods of the order of minutes) are also known in the literature. Pelisoli et al. (2022) reported an accreting WD in the cataclysmic variable system J024048.51+195226.9 spinning with a spin period of 24.9 seconds, while de Oliveira et al. (2020) reported an accreting WD in such a system J2056-3014 with a 29.6 second spin period. Rapidly spinning isolated WDs have also been reported in the literature. Kilic et al. (2021) reported on J2211+1136 which is an isolated $1.2 M_\odot$ WD with a spin period of 70 seconds. In fact, Kawaler (2003) estimates from scaling arguments that if one assumes conservation of local angular momentum, a main sequence star of mass $\sim 3 M_\odot$ that reaches a WD state with mass $\sim 0.6 M_\odot$ may have a spin period as small as ~ 100 seconds. We also note that from a General Relativity (GR) perspective, Boshkayev et al. (2013) et al. show that WD spin periods can indeed have theoretical lower bounds as small as fractions of a second. In this paper we study a spinning $0.3 M_\odot$ WD with a rotation period of ~ 5 minutes, which is within the lower limit stated by Kawaler (2003). Note that typically, rapidly spinning WDs may harbour large magnetic fields. We will however exclude this from our analysis in this work.

In the context of the above discussion, in a spinning WD - Kerr IMBH system, TDEs may provide crucial information regarding their interactions, as the luminous flare from these depend on stellar properties, as well as on the mass and spin of the central BH. These should be observationally interesting. The effects of different black hole masses on TDEs have been extensively investigated numerically in works such as Ryu et al. (2020), Wang et al. (2021). Conversely, Gafton & Rosswog (2019), Jankovič & Gomboc (2023) studied the effects of incorporating black hole spin on TDEs. SPH based studies of TDEs involving spinning stars, on the other hand, is a fairly recent addition to the literature, see Golightly et al. (2019b); Kagaya et al. (2019); Sacchi & Lodato (2019). As pointed out by Rossi et. al. in page 16 of article no. 40 of Jonker et al. (2022), the reason behind this is perhaps the fact that tidal torques greatly spin up a star and initial stellar spin was thus thought to be of secondary importance unless the star initially rotates at speeds close to break-up. However, the works of Golightly et al. (2019b); Kagaya et al. (2019); Sacchi & Lodato (2019) indicate that this is probably not the full story, and that there might be interesting effects due to stellar spin, such as steeper late time fallback rates (Golightly et al. 2019b), or failed disruption events (Sacchi & Lodato 2019).

There might indeed be several reasons for this. For example, the presence of stellar spin alters the structure of the star, causing it to deviate from spherical symmetry. Centrifugal force, along with self-gravity and pressure gradient, can become significant for spinning stars, resulting in an oblate spheroidal shape, with a larger equatorial diameter compared to the polar one. This may change the tidal radius. The theoretical estimate of the tidal radius for nonspinning stars is provided by the ubiquitous formula (Hills 1975; Frank & Rees 1976; Lacy et al. 1982; Carter & Luminet 1982, 1983), $r_t \sim R_*(M/M_*)^{1/3}$, where M is the mass of the BH, and M_* and R_* are the mass and radius of the star, respectively. For spinning stars, if we assume that the same formula is valid to a good approximation, then in the absence of spherical symmetry, one should more appropriately use the volume equivalent radius in the estimate for r_t . Now, this can be different from the stellar radius without spin, and hence alter r_t and consequently, the strength of the interaction $\beta = r_t/r_p$. For example, with fixed r_p , an increase in β due to stellar spin will make the TDE into an effectively deeper encounter compared to one without such spin.

On the other hand, even if this change in β can be ignored (see below), stellar spin alone might affect the result of a TDE, as tidal interactions induce a spin in the disrupted star via a tidal torque. With an initial prograde stellar spin (where the stellar rotation axis is parallel to the orbital angular momentum of the star), the tidal torque, whose effect is maximal near the pericenter, causes a spin-up of the star, due to which outer layers of the star are more susceptible towards disruption than in the non-spinning case as a result of increased centrifugal force. On the other hand, with retrograde spin (where the stellar rotation axis is antiparallel to the orbital angular momentum of the star), the tidal torque first spins the star down, and then causes a spin-up in the prograde sense, so that overall the star is more resistant to disruption compared to the prograde spin case. See the discussion in Golightly et al. (2019b); Sacchi & Lodato (2019).

In this paper, we have chosen stellar parameters so that the change in the impact parameter of the tidal interaction is negligible, so that we can comment on effects attributed solely to stellar spin with reasonable confidence. In particular, along with the black hole mass $M = 10^4 M_\odot$, we choose the mass of the WD to be $M_{\text{wd}} = 0.3 M_\odot$ and hence its radius $R_{\text{wd}} = 0.018 R_\odot$, as follows from the WD equation of state (EOS) that we consider following Shapiro & Teukolsky (1983). We checked that for this WD mass with a spin period ~ 5 minutes, the maximal ratio of the equatorial radius to the polar radius before disruption is ~ 1.015 . This results in a change in β of approximately 0.5% by considering the volume equivalent radius as compared to its non-spinning counterpart. This verifies the fact that here, the change in β has a negligible effect while fixing r_p , so that we can study effects solely due to stellar spin.¹

In the backdrop of the above discussions, the rest of the paper focuses on TDEs of spinning WDs in the background of spinning IMBHs. The next section 2 explains the methodology followed in this paper; section 3 details our main results. Specifically, we study the fate of bound debris and fallback rates after a partial tidal encounter of the spinning WD described above with a Kerr IMBH. Next, we discuss the spin properties of the surviving core and also compute gravitational wave amplitudes for the TDEs. Finally, section 4 ends this paper with discussions and conclusions, after we discuss a few conceptual issues associated with the assumptions made in this paper.

2. METHODOLOGY

2.1. Incorporating Spinning Black Hole and Spinning Star in SPH Code

In this section, we outline our methodology for numerically simulating the tidal disruption of a spinning WD interacting with a spinning BH. Our approach involves modifying the SPH code developed by Banerjee et al. (2023) to account for the gravitational influence of the spinning BH. To incorporate relativistic effects, we adopt a hybrid approach, integrating the exact relativistic acceleration due to the spinning BH with a Newtonian treatment of hydrodynamics and self-gravity. This is certainly an approximation, but as we will discuss in the final section 4, gives fairly accurate results given our choice of BH and stellar parameters.

The Kerr metric, expressing the geometry of spacetime around a spinning BH in Boyer-Lindquist coordinates (t, r, θ, ϕ) , is employed to calculate the acceleration due to Kerr spacetime. The metric is given by :

$$ds^2 = - \left(1 - \frac{2GMr}{c^2 \Sigma} \right) dt^2 - \frac{4GMra \sin^2 \theta}{c \Sigma} dt d\phi + \frac{\Sigma}{\Delta} dr^2 + \Sigma d\theta^2 + \left(r^2 + a^2 + \frac{2GMra^2 \sin^2 \theta}{c^2 \Sigma} \right) \sin^2 \theta d\phi^2 \quad (1)$$

¹ We comment here that in a different situation, considering a $1.2 M_\odot$ WD with a spin period of ~ 30 seconds (not considered hereafter), we found that the change in β can be as large as $\sim 3.5\%$, effectively increasing the depth of a tidal encounter appreciably. However, such extreme rotation values may not be supported by observations. We also note in passing that akin to rotation, possible modifications to GR that affects stellar radius for a given stellar mass also has the same effect, as discussed in Garain et al. (2023).

where c is the speed of light, $\Sigma = r^2 + a^2 \cos^2 \theta$, $\Delta = r^2 + a^2 - 2GMr/c^2$, and $a = J/Mc$ represents the Kerr parameter, with J and M being the angular momentum and mass of the BH, respectively, and G is Newton's gravitational constant. The dimensionless spin parameter $a^* = (c^2 a)/(MG)$ ranges from -1 to $+1$, where $a^* > 0$ indicates prograde orbits and $a^* < 0$ indicates retrograde orbits. To combine the external acceleration from the Kerr BH with the SPH acceleration, we use the geodesic equation expressed in global coordinate time t :

$$\frac{d^2 x^i}{dt^2} = - (g^{i\sigma} - \dot{x}^i g^{0\sigma}) \left(\frac{\partial g_{\gamma\sigma}}{\partial x^\delta} - \frac{1}{2} \frac{\partial g_{\gamma\delta}}{\partial x^\sigma} \right) \dot{x}^\gamma \dot{x}^\delta \quad (2)$$

where $i = 1, 2, 3$ (the spatial coordinates), and the Greek indices range from 0 to 3, and an overdot indicates a derivative with respect to the coordinate time. The above equation is known from the geodesic equation more commonly expressed in terms of proper time τ (Misner et al. 1973),

$$\frac{d^2 x^\mu}{d\tau^2} + \Gamma_{\gamma\delta}^\mu \frac{dx^\gamma}{d\tau} \frac{dx^\delta}{d\tau} = 0, \quad \Gamma_{\gamma\delta}^\mu = \frac{1}{2} g^{\mu\sigma} (\partial_\delta g_{\gamma\sigma} + \partial_\gamma g_{\delta\sigma} - \partial_\sigma g_{\gamma\delta}). \quad (3)$$

There is an important issue that needs to be addressed here. It is well known that spinning particles do not exactly follow geodesics in Kerr BH backgrounds and one should more appropriately use the Mathisson-Papapetrou formalism (Matthison 1937; Papapetrou 1951; Semerak 1999). We can however estimate the deviation from geodesic motion following Semerak (1999), and find that it is small in the situation that we consider (see section 4). Hence, to a very good approximation, we can use the Kerr geodesic equations to estimate the effects of the Kerr IMBH.

As our numerical code appropriately uses Cartesian coordinates, we express the metric in Equation (1) in Cartesian-like coordinates (t, x, y, z) , related to (t, r, θ, ϕ) as:

$$x = \sqrt{r^2 + a^2} \sin \theta \cos \phi, \quad y = \sqrt{r^2 + a^2} \sin \theta \sin \phi, \quad z = r \cos \theta. \quad (4)$$

Next, using the contravariant metric components and analytically differentiating the covariant metric components in Cartesian-like coordinates, we calculate the acceleration in x, y, z for all SPH particles using Equation (2).

To verify our implementation, we perform two key tests. First, we integrate Equation (2) for a point mass particle using a fourth-order Runge-Kutta integrator (RK4) independent of our SPH code, and compare the results with the geodesics from Liptai & Price (2019) (their Figure 16). This initial verification ensures the correctness of our test particle geodesic.

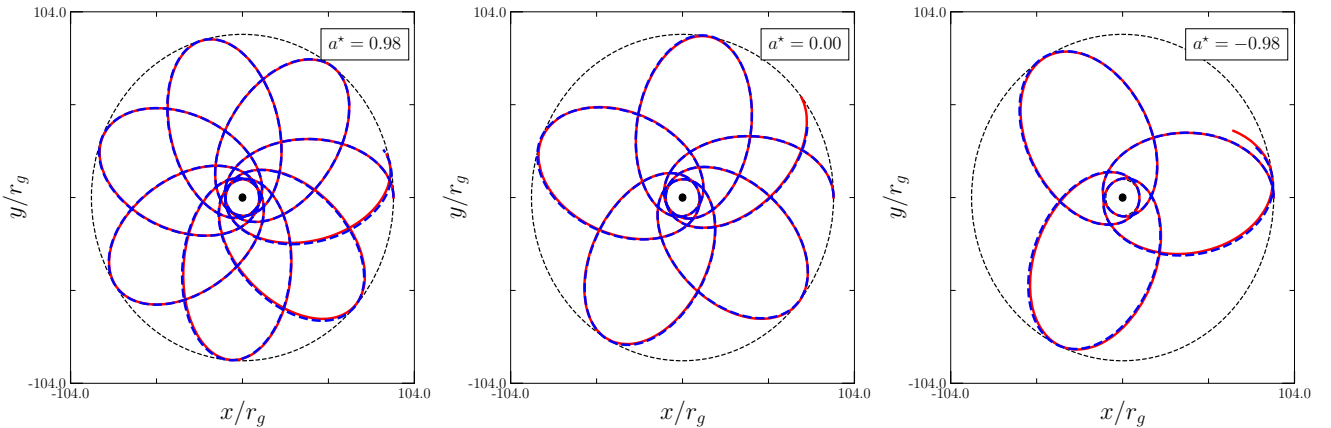


Figure 1. This figure shows the trajectories of a rigid body in Kerr space-time for various spin parameter values, as indicated in the legend. The center of mass of the rigid body, obtained from SPH simulations, is represented in red. Additionally, a dashed blue line depicts the trajectory for the test particle geodesic, obtained independently of SPH. In all SPH simulations, the center of mass is situated on the equatorial plane. The apocenter (r_a) and pericenter (r_p) remain constant across all simulations, with the outer black dotted circle denoting the apocenter.

To ensure correct implementation in the SPH code, we perform long-duration simulations of the orbital motion of a rigid body assuming a polytropic EOS around a $10^4 M_\odot$ Kerr BH in the equatorial plane. For this purpose, we create

a spherical $1 M_{\odot}$ rigid body with a radius chosen such that $r_p \approx 10r_g$, where $r_g = GM/c^2$ is the gravitational radius of the BH, where, following the discussion of Stone et al. (2019), we assume that it is still reasonable to treat the stellar hydrodynamics in the Newtonian limit for this choice of r_p . In these simulations, the pericenter distance is significantly greater than the tidal radius, ensuring that the star is not tidally interacting and maintaining its spherical shape upon passing the pericenter. We then verify that the stellar center of mass follows the point particle geodesic obtained independently of the SPH code with the same initial conditions for different a^* values, see Figure 1. This test verifies the accuracy of the Kerr metric acceleration within our SPH code.

Next, to create a uniformly spinning star in a relaxed state, we follow the procedure outlined in García-Senz et al. (2020). Initially, we generate a relaxed fluid star in SPH without any rotation. The SPH particles are initially distributed in a close-packed sphere, and their radial positions are then adjusted to match the desired density profile. For polytropic models, the desired density profile is obtained by solving the Lane–Emden equation, while for WD models, it is achieved by solving the hydrostatic equilibrium equation and mass conservation equation simultaneously, as detailed in Garain & Sarkar (2023). The stretching of particle positions reduces statistical noise resulting from random particle placement. However, to settle the internal properties, such as density, the fluid star needs to evolve in isolation. The final relaxed fluid star is attained after evolution, ensuring its kinetic energy is within a specified tolerance level and its density profile converges to the desired configuration.

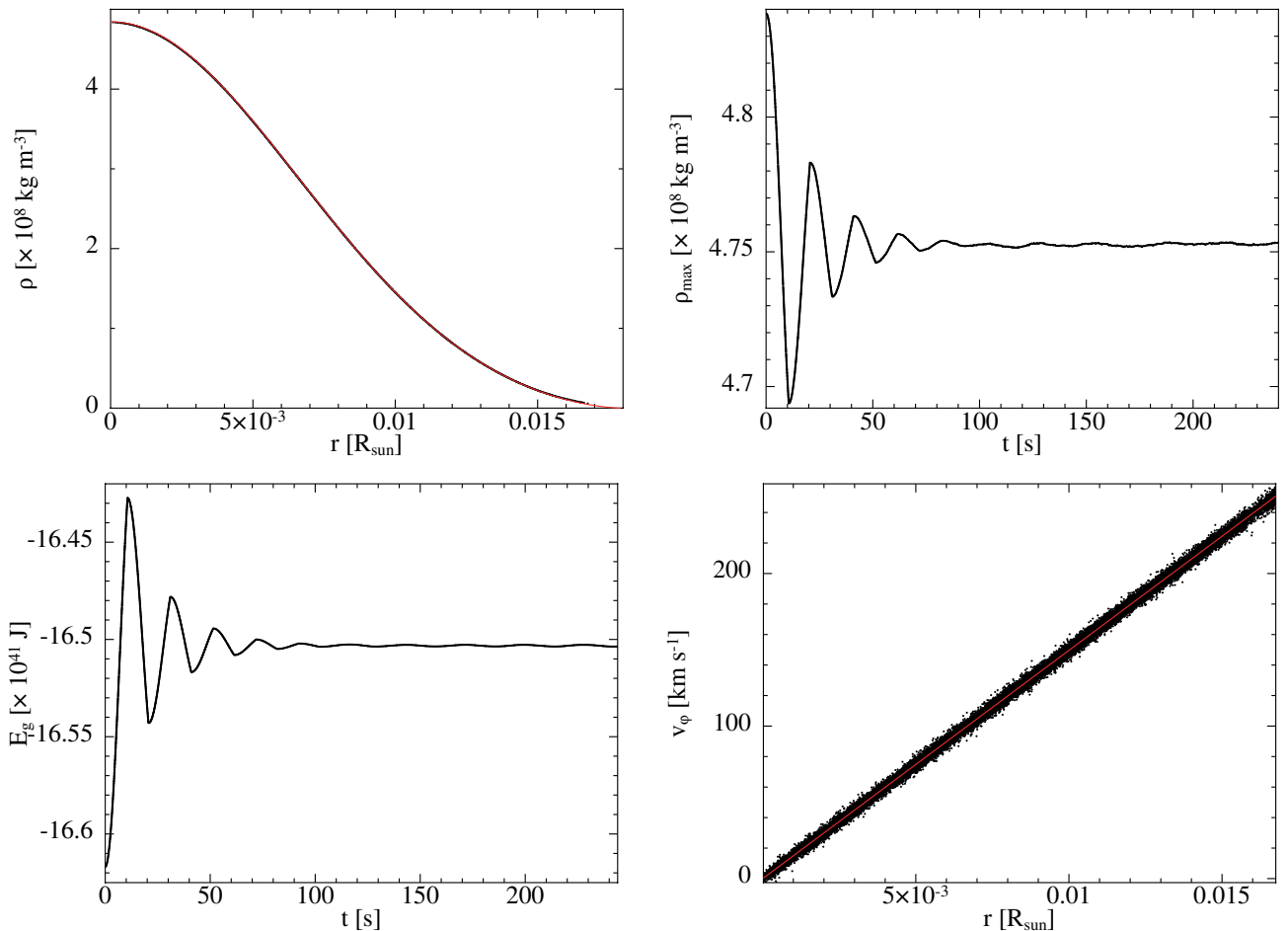


Figure 2. **Top Left panel:** The density is plotted against the radius for SPH particles using black dots for a relaxed, non-spinning WD of mass $0.3M_{\odot}$, with the theoretical solution depicted by the red line. **Top Right panel:** The maximum central density is depicted over time after imposing rigid rotation. **Bottom Left panel:** The total self-gravitational energy is plotted with time. **Bottom Right panel:** The azimuthal velocity for SPH particles (black dots) plotted against distance from the rotation axis, alongside the theoretical solution (red line) after relaxation. These figures are generated using SPLASH (Price 2007).

Once we obtain the relaxed fluid star without rotation, we introduce rigid rotation and allow the system to relax in the presence of internal dissipation, i.e., artificial viscosity. To eliminate velocity field noise and quickly reach equilibrium, we periodically set velocities to zero in the co-moving reference frame. During the initial relaxation, resetting occurs at shorter intervals, $dt = t_{sc}/3$ (where t_{sc} is the sound crossing time), repeated five times consecutively. After that, the system is reset at longer intervals, $dt = 0.8t_{sc}$, until the fluctuation in angular velocity is 0.1% of the desired angular velocity for star rotation. Finally, we allow the system to evolve freely without resetting velocities for a sufficiently long period, ensuring oscillations around average values of star properties – central density, polar and equatorial radius, and total kinetic, internal, and gravitational energies – remain below 2.5%. This methodology has been validated as widely applicable to various stellar models, ranging from polytropic stars to WDs.

The maximum spin that a star can sustain without breaking apart is determined by setting the self-gravitational force of the star equal to the centrifugal force. The angular velocity at which the star would break up is then calculated as $\Omega_{br} = \sqrt{\frac{GM_*}{R_*^3}}$. Here, M_* and R_* represent the mass and radius of the star, respectively. If the star is spinning with an angular velocity Ω_* , the break-up fraction is defined as $\lambda = \Omega_*/\Omega_{br}$. We note that the above analysis is done assuming that the star is spherical, so that Ω_{br} is the break-up angular speed at the stellar equator. If the star on the other hand is assumed to be spheroidal, then by using the Roche model, the maximum value of the break up angular speed can be calculated to be $\sim 0.54\Omega_{br}$ (Shapiro & Teukolsky 1983). In this paper, we will conservatively choose $\lambda = 0.15$.

In Figure 2, we present the process of creating a relaxed, uniformly spinning WD with a mass of $0.3M_\odot$ and a radius of $0.018R_\odot$. In the Top Left panel, we show the density profile of the SPH particles after the initial relaxation from the stretch map, demonstrating a close match with the theoretical profile obtained independently of the SPH code. After achieving the relaxed profile for the non-spinning WD, we set up the WD in rigid rotation with an angular velocity of $\Omega_* = \lambda\Omega_{br}$, specifically choosing $\lambda = 0.15$. Following a few velocity resets in the co-moving reference frame, we allow the spinning WD to evolve over a significant period, observing that fluctuations in its properties remain within acceptable tolerance levels. In particular, we show the variation of two properties, maximum central density ρ_{max} and total self-gravitational energy E_g , as functions of time in the Top Right and Bottom Left panels of Figure 2, respectively. In the Bottom Right panel, we present the azimuthal velocities of the particles as a function of the distance from the rotational axis after the relaxation of the spinning WD, along with the exact solution ($v_\phi = \Omega_*r$, where r is the distance from the rotation axis). The close match between the numerical and theoretical solutions validates the correctness of our process for creating a uniformly spinning WD.

The rotation imposed on our WD corresponds to a rotational time-period of ~ 5 minutes. This should be contrasted with the values obtained by Pelisoli et al. (2022) (24.93 seconds) and Kilic et al. (2021) (70 seconds) that we have mentioned in the introduction. Here, we consider the angular speed of the WD to be substantially less than the values reported in these works, which justifies to some extent our exclusion of magnetic field effects and we focus on obtaining the necessary features for TDEs that are dependent on stellar spin. The issue of TDEs involving spinning magnetic WDs is left for the future.

2.2. Simulation parameters

To simulate TDEs, we employ the SPH code developed by Banerjee et al. (2023) with the modifications mentioned above. The code uses a fast recursive binary tree to efficiently search neighboring particles and calculate particle accelerations. The tree accuracy parameter, which determines when a distinct node acts as a multipole source of gravity or is further bisected, is set to $\theta = 0.5$. Standard artificial viscosity parameters, $\alpha^{AV} = 1.0$ and $\beta^{AV} = 2.0$, are used, and additionally, the Balsara switch is employed to reduce viscosity in shear flows (Balsara 1995). The system evolves using a global time step, and SPH equations are integrated using the leapfrog integrator (K-D-K approach) to ensure conservation of mass, momentum, and energy.

To gain a comprehensive understanding of TDEs, works in the available literature have extensively explored their dependence on parameters such as M , M_* , R_* , the EOS of the star, eccentricity e of the orbit, and impact parameter $\beta = r_t/r_p$. Some studies, such as those conducted by Tejada et al. (2017), Gafton & Rosswog (2019), have examined the impact of BH spin on TDEs and debris properties. On the other hand, studies including Kagaya et al. (2019), Golightly et al. (2019b), Sacchi & Lodato (2019), have explored TDEs in the presence of stellar rotation. Notably, Golightly et al. (2019b) investigated the impact of stellar rotation on the fallback rate in the presence of a supermassive BH. However, to our knowledge, there has been no study examining TDEs by coupling BH spin with stellar rotation.

To focus on the essential effects arising from the coupling of BH-WD rotations while maintaining a manageable parameter space, we initially fix the orbit, specifying the eccentricity and β . We also include a spinning IMBH with a fixed mass and then set the mass, radius, and EOS for the WD. This narrows down the parameters of the system, leaving us with two independent variables corresponding to BH rotation and WD rotation. We will then study how these rotations impact the observables. We remind the reader that we opt for an IMBH with a mass of $M = 10^4 M_\odot$ and a WD of mass $M_{\text{wd}} = 0.3 M_\odot$ and radius $R_{\text{wd}} = 0.018 R_\odot$. To relate the pressure to the density of the WD’s fluid particles, we utilize a zero-temperature EOS, as described in [Garain & Sarkar \(2023\)](#). We generate relaxed WDs using the methodology discussed in the preceding subsection (Section 2.1), varying the break-up fraction (λ) with values of 0, 0.05, and 0.15, where $\lambda = 0$ corresponds to a non-spinning WD. For BH rotation, we choose specific spin parameters, $a^* = 0.98, 0.0, -0.98$, with $a^* = 0$ corresponding to a Schwarzschild BH. Opting for higher values of the BH spin parameter aims to maximize rotational effects on observables. Subsequently, we consider an elliptical orbit with an eccentricity of 0.9 and $r_p \simeq 39 r_g$, where, as before, $r_g = GM/c^2$ represents the gravitational radius of the BH. This choice of r_p ensures partial disruption. The presence of the surviving core modifies the late-time slope from the full disruption scenario [Cufari et al. \(2022\)](#). The center of mass for both the relaxed spinning and non-spinning WDs is positioned initially at a distance of $5r_t \simeq 136 r_g$ from the BH in the equatorial plane, with the BH located at the origin.

We simulate a single interaction of the WDs with the IMBH, and after this interaction, the tidally disrupted material forms two tails along with the surviving core, returning to the pericenter due to the initial bound orbit. Simulations continue until all material bound to the BH results after the first interaction is accreted. To manage computational costs, circularization and disk formation processes are omitted. The accretion radius is expanded from $2 r_g$ to $3 r_t \simeq 82 r_g$ as the bound material returns to the IMBH. The mass falling back onto the accretion radius is tracked over time, and the numerical derivative of the data provides the fallback rate. This way of calculating fallback rates directly from the simulations is outlined in [Coughlin & Nixon \(2015\)](#), [Golightly et al. \(2019a\)](#), [Miles et al. \(2020\)](#), [Garain et al. \(2023\)](#). At this point, it is important to mention the work of [Chen et al. \(2023\)](#), where the authors simulate the single tidal interactions between WD and IMBH with incoming eccentric orbits. They calculated the fallback rates using the well-known “frozen-in” approximation. However, in this work, we rely on computing the fallback rates from the simulations, as it has been shown by [Cufari et al. \(2022\)](#) that self-gravity may play an important role in determining the structure of the debris.

Once the WD interacts with the BH partially, its outer layers are stripped off, and the remaining portion of the WD contracts due to its self-gravity, forming a bound core. We use the energy-based iterative method following [Guillochon & Ramirez-Ruiz \(2013\)](#) to calculate the self-bound mass. The core results in the formation of a high-density region, which reduces the time step for the system’s evolution. This poses a computational challenge for the system’s long-term evolution. Hence, once the surviving core has moved a substantial distance away from the black hole and its properties have saturated, we replace the core particles with a sink particle. The detailed procedure for introducing the sink particle follows the methodology outlined in [Garain et al. \(2023\)](#); [Garain & Sarkar \(2023\)](#). We verified this procedure by changing the sink particle placement time to several different values, and observed no noticeable change in the fallback rate.

We use 5×10^5 particles to simulate the relaxed WDs. We have also checked the convergence of our simulation results by using 10^6 particles and found no significant differences.

3. RESULTS

In this section, we study the impact of rotation on the key observables of TDEs. All simulations start from identical initial positions of the WDs, and the pericenter distance r_p is kept fixed. After the interaction, a self-gravitating core forms along with two tidal tails. We look at the mass of the self-gravitating core, the fate of the bound debris, the rates at which material falls back, the spin of the core, and the emission of gravitational waves during the interaction. As we discuss below, the behaviour of these quantities for partial disruptions in elliptical orbits is notably distinct from ones in parabolic orbits.

Before we explore how the rotations of both the BH and the WD together affect the entire process, we will first examine the effects of each rotation separately. This will help us get a clearer understanding of how BH rotation, stellar rotation, and their coupled effect influences various physical parameters.

3.1. Fate of the Bound Debris and Fallback Rates

To determine the influence of BH rotation on the core and bound debris, we examine the tidal interaction between a non-spinning WD and a Kerr BH in elliptical trajectories. The core mass fraction, defined as the ratio of core mass over the initial mass, remains at 1.00 until it reaches the pericenter. As a result of the WD’s partial disruption, the core mass fraction decreases over time, finally settling to a constant value. However, as depicted in Figure 3, Left panel, the core mass fraction exhibits variation with the BH spin parameter a^* . Retrograde orbits ($a^* < 0$) experience more disruption compared to prograde orbits ($a^* > 0$). Here, the time is normalized with respect to the time to reach the pericenter. Similar effects have been observed by Kesden (2012) and Haas et al. (2012). For the same impact parameter, they found that stars are more easily disrupted in retrograde orbits.

One possible reason for more disruption in a retrograde orbit could be the stronger rotation of the WD’s orbit caused by the frame-dragging effect. This extra rotation, over time, increases the likelihood of the WD getting closer to the BH than its prograde counterpart. We observe that as the WD approaches and interacts strongly with the BH near the pericenter, disruption begins and continues until it reaches the apocenter; eventually, the tidal tail masses converge. During this phase, we see from the Right panel of Figure 3 that the retrograde orbit is closer to the black hole than the prograde orbit. This proximity leads to more pronounced tidal interactions, hence allowing tidal forces to overcome the WD’s self-gravity to a greater extent. As a result, there is more disruption compared to the prograde orbit. The precession of the orbits of the core center of mass for different a^* values is shown in the Right panel of Figure 3. Additionally, we plot the geodesics of the point particle obtained independently of the SPH code with the same initial conditions. Based on Banerjee et al. (2023), the SPH core center-of-mass orbits deviate from the test particle geodesic when the mass ratio ($q = M/M_*$) is smaller than 10^3 . For our case, the mass ratio is approximately 3.3×10^4 , explaining the lesser deviations in the trajectories in our work.

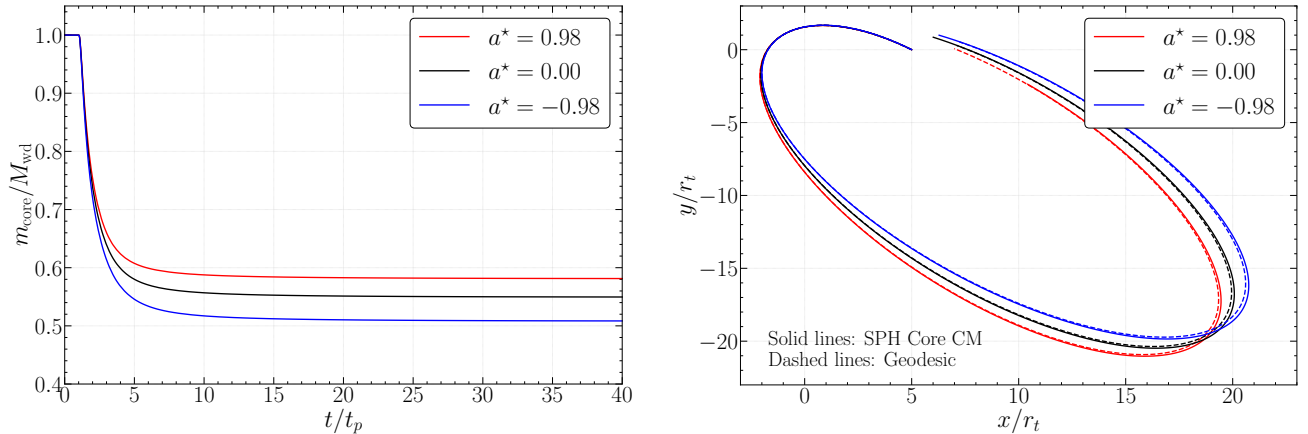


Figure 3. Left Panel: Variation of the core mass fraction, $m_{\text{core}}/M_{\text{wd}}$, plotted against normalized time. **Right Panel:** Trajectory of the center-of-mass of the core plotted (solid lines) along with the test particle geodesics (dashed lines). The x and y axes are normalized with respect to the tidal radius (r_t).

Tidal disruption in elliptical trajectories can significantly differ from parabolic ones. If the eccentricity of the stellar object’s orbit is $e < e_{\text{crit}}^-$, no unbound debris is produced. In contrast, if $e > e_{\text{crit}}^+$, no bound debris is produced. Here, $e_{\text{crit}}^\pm = 1 \pm (2/\beta)q^{-1/3}$, with q representing the mass ratio ($q = M/M_*$), as discussed in Hayasaki et al. (2018). For our simulation parameters, the eccentricity falls below e_{crit}^- , suggesting that all debris should theoretically be bound to the black hole. To confirm this, we compute the debris differential mass distribution ($dM/d\epsilon$) with specific energy (ϵ). In the Left panel of Figure 4, we present $dM/d\epsilon$ as a function of ϵ for various values of a^* . The specific energy is normalized by the spread in specific energy of the stellar debris, denoted by $\Delta\epsilon = GMR_{\text{wd}}/r_t^2$. Post-disruption snapshots at $t \approx 0.13$ hr were used to calculate $dM/d\epsilon$ for different values of a^* , with core particles being removed from the calculation, as we were only interested in the debris.

From the Left panel of Figure 4, it is evident that almost all debris is bound to the BH for all a^* values, with the mass of the bound debris being the initial WD mass minus the core mass. The bound debris, having negative specific energy, is accreted by the BH. On the other hand, the surviving core, following an elliptical trajectory, returns to the pericenter and again loses mass. However, in this work, we focus solely on the single interaction between the WD and BH, so we stop the simulation after the first pericenter passage once all bound debris is accreted by the BH. Multiple

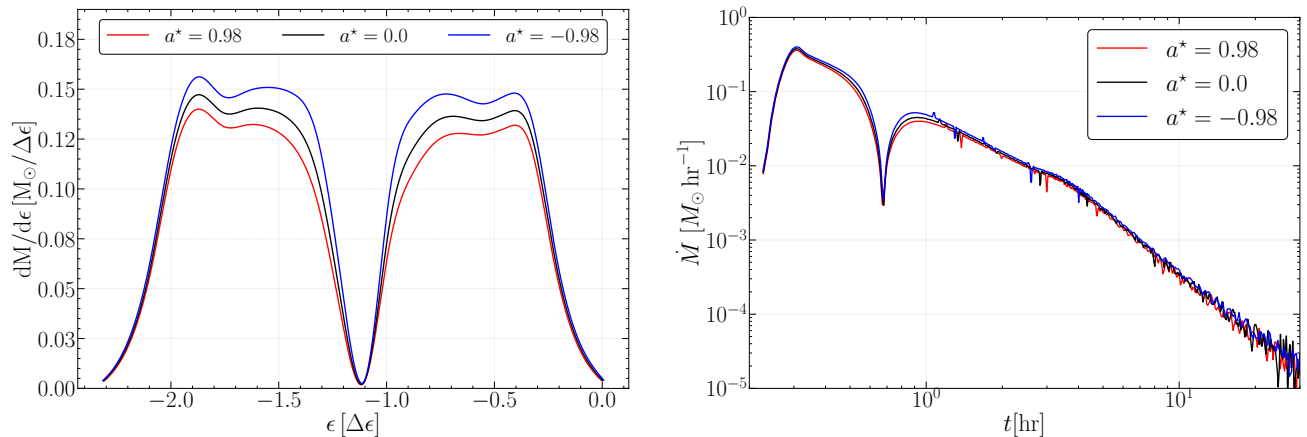


Figure 4. Left Panel: Variation of debris differential mass distribution with specific energy. **Right Panel:** Fallback rates are plotted against time in hours. The different values of the BH spin parameter, a^* , are mentioned in the legends.

passages could result in interesting physics, which we leave for a future study. To calculate the fallback rate of the bound debris, we tracked the amount of mass falling onto the black hole through the accretion radius ($3r_t \simeq 82r_g$), then took the numerical derivative of the data to obtain \dot{M} , shown in the Right panel of Figure 4 for different values of a^* . An interesting feature of the fallback rate is the presence of two peaks. The left arm in the Left panel of Figure 4 is accreted first by the black hole, resulting in the first peak in the fallback rate plots in the Right panel of the same figure.

Following this, the right arm is accreted by the black hole, leading to the second peak in the fallback rate plot. As more mass is disrupted for $a^* = -0.98$ compared to $a^* = 0.98$, the fallback rate plot for $a^* = -0.98$ is slightly higher than for $a^* = 0.98$, although not significantly. For all a^* values, the first peak is approximately one order of magnitude higher than the second peak. We calculate the ratio of left arm mass to right arm mass to be approximately 1.1, which likely explains the higher value of the first peak compared to the second peak in the fallback rate plots. We observe that the most bound debris fallback time for $a^* = -0.98$ is slightly earlier than for $a^* = 0.98$. The late-time fallback rate for all a^* values is similar, making it challenging to distinguish the black hole’s spin from the fallback rate plots.

Next, we study the impact of the initial uniform rotation of the WD on the bound debris and fallback rates in the presence of a non-spinning BH. To ensure that the initial spin of the WD does not significantly distort its spherical shape, we choose a maximum spin period that maintains an approximately same tidal radius for all WDs with different spin values (λ). This way, all WDs experience the same impact parameter at the pericenter distance. In this scenario, initial stellar spin becomes the key factor in determining the fate of the debris, which we will discuss shortly. For this study, we keep the orbital angular momentum along the positive z direction, and the spin angular momentum is always along the orbital angular momentum direction. When the spin angular momentum is parallel to the orbital angular momentum, it is termed prograde rotation of the WD, with $\lambda > 0$. When the spin angular momentum is anti-parallel to the orbital angular momentum, it is termed retrograde rotation of the WD, with $\lambda < 0$.

As the WD approaches the BH, differential gravitational forces from the BH start to exert tidal deformation on the WD. This deformation results in stretching along the direction towards the BH and compression in the orthogonal directions of the WD even before reaching the pericenter distance r_p . When the WD reaches r_p , the tidal force becomes significant, leading to a net torque exerted on the WD. This torque induces prograde rotation with respect to the orbital motion of the WD. We refer the reader to Section 2.2 of [Sacchi & Lodato \(2019\)](#), where similar issues are discussed.

To extend the above discussion further, we quantify the rotation of the remnant core by presenting the variation in the z -component of the spin angular momentum L_z of the core particles as a function of normalized time in the Left panel of Figure 5, considering three values of λ . Since the orbital plane is in the $x - y$ plane, the relevant direction for the spin angular momentum is the z direction. For all values of λ , we find that the tidal torque increases L_z , with the maximum change occurring in the case of retrograde stellar rotation, which has its angular momentum reversed due to the tidal torque. The peak value of L_z is greater in this case because the number of particles in the bound core is higher, although the saturation values of the angular momentum are almost the same as in the other cases. This

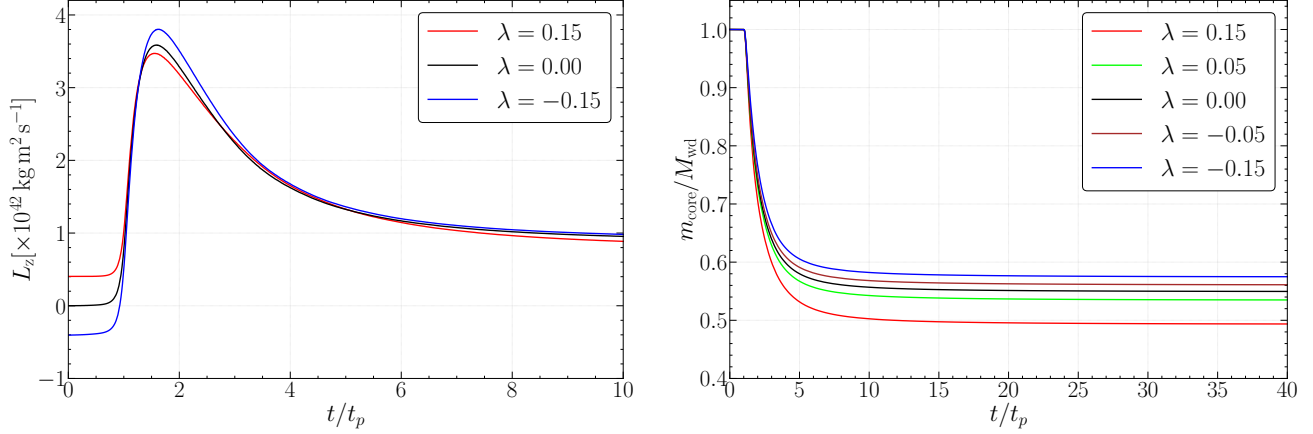


Figure 5. Left Panel: Variation of the z -component of the spin angular momentum with time for bound particles. **Right Panel:** Variation of the core mass fraction, $m_{\text{core}}/M_{\text{wd}}$, plotted against normalized time. The different values of the break-up fractions λ for different spinning WDs are mentioned in the legend.

indicates that information about the initial stellar spin is lost after this first passage, and the initial stellar spin will not substantially change conclusions when the remnant WD interacts with the BH in subsequent passages.

Continuing the analysis of how the direction of rotation affects mass disruption, we show the variation of the core mass fraction over normalized time for different values of λ in the Right panel of Figure 5. It is evident that the initial WD rotation either helps or hinders the disruption, as tidal forces also impart a rotation. The initial prograde rotation of the WD is in the same direction as the rotation induced by the tidal interaction, resulting in more mass being disrupted and a lower core mass fraction as we go from $\lambda = 0$ to $\lambda > 0$. In contrast, the initial retrograde rotation of the WD opposes the rotation induced by the tidal interaction, causing the black hole to change the spin direction (evident from the Left panel of the same figure), resulting in less mass disruption and a higher core mass fraction as we go from $\lambda = 0$ to $\lambda < 0$.

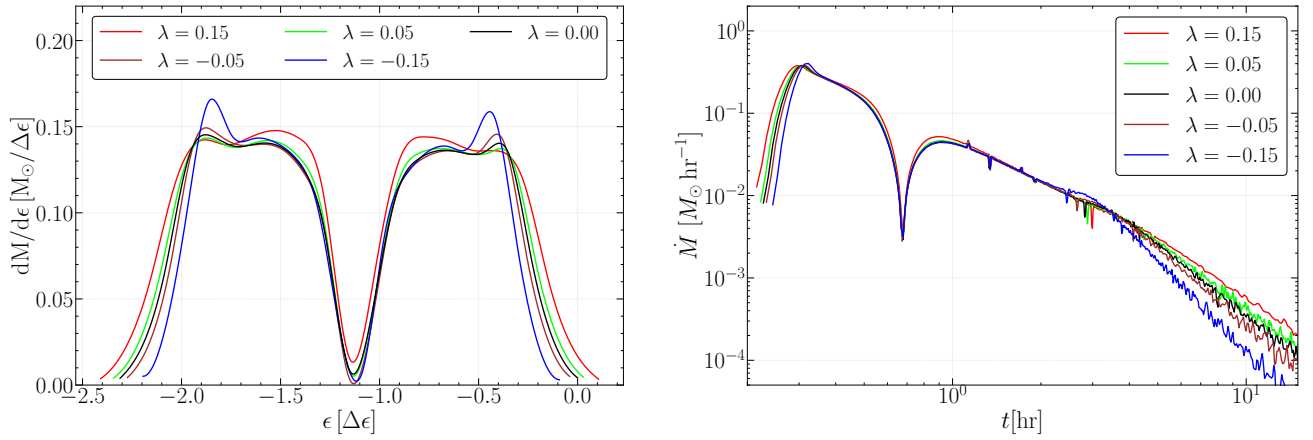


Figure 6. Left Panel: Variation of debris differential mass distribution with specific energy. **Right Panel:** Fallback rates are plotted against time in hours. The different values of the break-up fractions (λ) for different spinning WDs are mentioned in the legend.

The analytical calculation by [Sacchi & Lodato \(2019\)](#) shows that the spread in specific energy after tidal interaction varies with λ (called α in their work) when the rotation axis is perpendicular to the orbital plane, as in our study (though they use a Newtonian potential). The energy spread increases for $\lambda > 0$ and decreases for $\lambda < 0$. We observe the same behavior in our results. In the Left panel of Figure 6, we present the differential mass distribution of the debris as a function of specific energy for different values of the break-up fraction. The snapshots used for this calculation are around $t \approx 0.13$ hr before mass accretion occurs. For $\lambda > 0$, the profile of $dM/d\epsilon$ is more spread out compared to

$\lambda < 0$. The prograde rotation of the WD, with a larger spread in ϵ , leads to more disruption and less mass in the core, as seen in the Right panel of Figure 5.

In contrast, the retrograde rotation, with a smaller spread in ϵ , is more resistant to disruption, resulting in more mass in the core. In the Right panel of Figure 6, we plot the fallback rate over time in hours for different values of λ . The fallback rate plots exhibit similar features to those in the Right panel of Figure 4: two peaks and a dip, with the first peak being higher than the second. After disruption, the debris bound to the black hole is less compact with prograde spin compared to retrograde spin. Consequently, the most bound debris falls back onto the black hole more quickly in the prograde case because it is more dispersed. We calculate that the most bound debris falls back approximately 14% earlier for a prograde spin compared to a retrograde spin of the WD. We also find that the late-time fallback rate varies with λ . This variation in the late-time fallback rate is not present in the Right panel of Figure 4. This could be significant from an observational perspective, but a detailed analysis of the exact variation in the late-time power law is beyond the scope of the current work.

Next, we explore the combined rotation effects of the BH and WD on the material bound to the BH and the resulting fallback rates. In the presence of a spinning BH and a non-spinning WD, we observe that for retrograde spin ($a^* < 0$), there is more mass disruption from the initial WD compared to the prograde spin of the BH ($a^* > 0$). Conversely, in the presence of a non-spinning BH and a spinning WD, the prograde spin of the WD (parallel to the orbital direction, $\lambda > 0$) leads to more disruption from the initial WD than the retrograde spin (anti-parallel to the orbital direction, $\lambda < 0$) of the initial WD. Therefore, to achieve maximum disruption from the initial WD, coupling the retrograde spin of the BH with the prograde spin of the WD is required, while for minimum disruption, coupling the prograde spin of the BH with the retrograde spin of the WD is necessary. All other combinations fall between these chosen configurations.

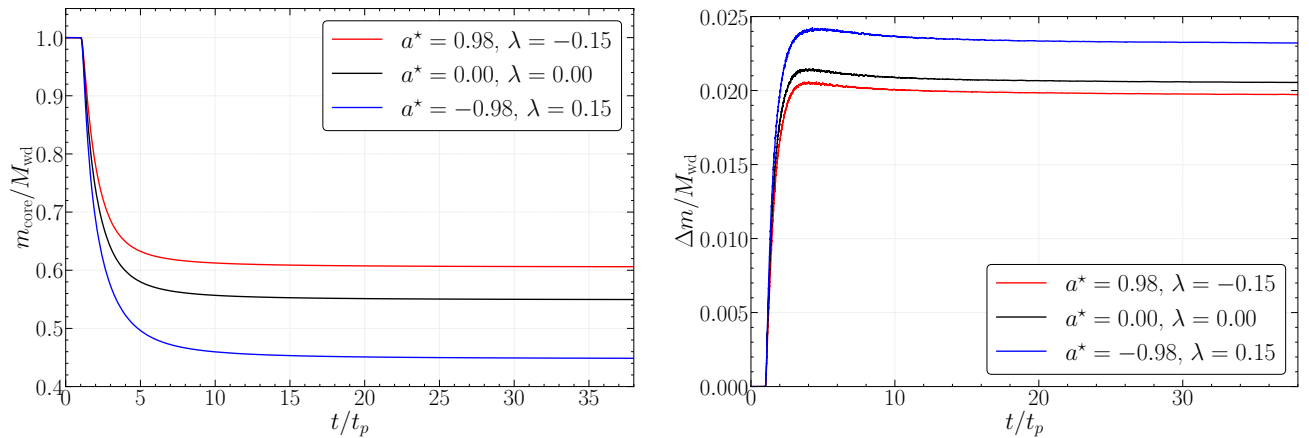


Figure 7. Left Panel: Core mass fraction variation, $m_{\text{core}}/M_{\text{wd}}$, plotted against normalized time. **Right Panel:** Mass difference between the two tidal tails relative to the initial WD mass, plotted against normalized time. Legends indicate the values of BH spin parameters (a^*) and break-up fraction of the WDs (λ).

In the Left panel of Figure 7, we display the variation in core mass fraction over normalized time. Notably, we observe a nearly 35% relative change in core mass fraction from the minimum to the maximum disruption, contrasting with around 14% for the scenario with a spinning BH and non-spinning WD, and approximately 16% for a non-spinning BH and spinning WD ².

Hence, the ‘‘coupled’’ rotation significantly influences the mass disruption from the initial WD during tidal interaction, which eventually reflects in the core mass fraction variation with time. The increased precession of the retrograde orbit of the BH, combined with the initial spin of the WD in the direction of the WD’s orbital motion, enhances the disruption from the initial WD. In contrast, a prograde BH spin combined with a retrograde spin of the WD makes the WD more resilient to tidal disruption. We show the variation in the mass difference between the two tidal tails (Δm) over normalized time in the Right panel of Figure 7. Here, Δm is normalized with respect to the initial WD

² We want to remind the reader that when we mention the ‘relative change’ of a quantity A_2 with respect to A_1 , we are referring to $|A_2 - A_1|/A_1$. This convention is followed consistently throughout the article.

mass. Specifically, $\Delta m = m_1 - m_2$, where m_1 is the mass of the tidal tail closer to the BH and m_2 is the mass of the tidal tail farther from the BH. The mass difference increases notably when the BH is in a retrograde orbit and the WD has a prograde spin. In partial TDEs, the asymmetric mass loss in the two tidal tails can lead to interesting phenomena. Previous studies by Manukian et al. (2013) and Gafton et al. (2015) have shown that asymmetric mass loss results in a “kick” of the surviving core in the context of TDEs by SMBHs when the incoming trajectory is parabolic. In this work, the significant change in Δm for “coupled” rotation combinations may also impart additional specific orbital energy to the surviving self-bound core. The relative change in the specific orbital energy of the core compared to the initial specific orbital energy of the WD is about $10^{-3}\%$ for the maximum mass disruption combination and about $0.6 \times 10^{-3}\%$ for the minimum mass disruption combination. However, this increase in specific orbital energy is not enough for the disrupted WD to escape the BH’s influence. Therefore, it may require multiple interactions to completely eject the WD from the BH’s influence. Such multiple interactions involving an IMBH and a main sequence star have recently been reported in Kiroglu et al. (2023).

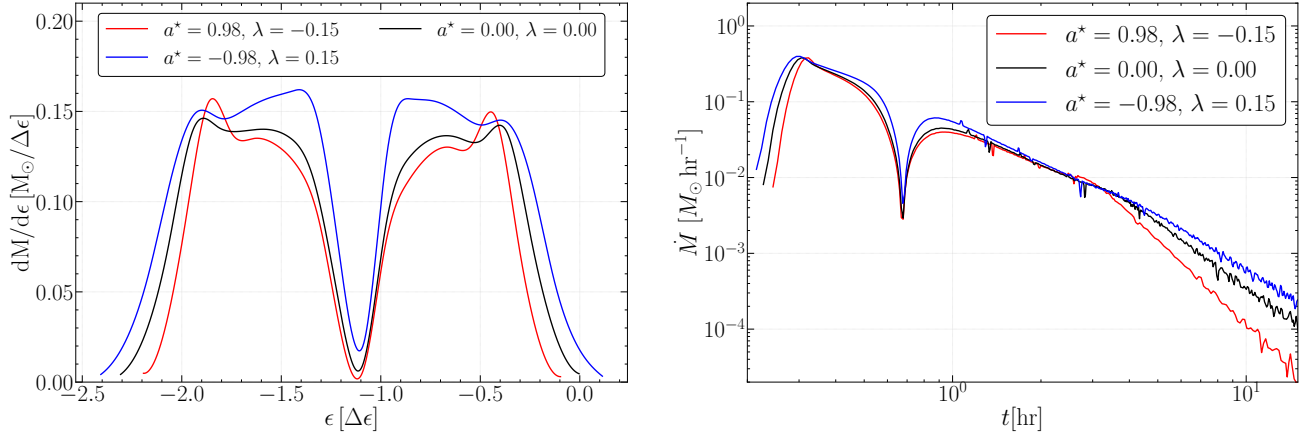


Figure 8. Left Panel: Variation of debris differential mass distribution with specific energy. **Right Panel:** Fallback rates are plotted against time in hours. Legends indicate the values of BH spin parameters (a^*) and break-up fraction of the WDs (λ).

To analyze the fallback of the bound debris, we first present the differential mass distribution of the debris with specific energy in the Left panel of Figure 8 for three different combinations of spin as mentioned in the legend. The snapshots used to compute the mass distribution for these combinations are taken around $t \approx 0.13$ hr. The spread in the specific orbital energy of the debris is mainly due to the rotation of the WD, with only a slight dependence on the BH rotation, as seen in the Left panels of Figure 4 and Figure 6. However, the mass in the two arms is influenced by both the BH spin and the WD spin. In the Right panel of Figure 8, we show the mass fallback rate as a function of time in hours. We notice a slight “broadening” of the fallback curve corresponding to the maximum mass disruption compared to the ones in Figures 4 and 6. Also, the greater mass in the left arm compared to the right arm results in a higher first peak than the second peak in the fallback rate plot. The most bound debris fallback time varies among different combinations, with a relative change of about 15% from the coupling of a prograde BH and retrograde WD to the coupling of a retrograde BH and prograde WD.

However, as previously discussed, the initial spin of the WD has a more significant impact on the most bound debris fallback time than the rotation of the BH. Therefore, in the case of “coupled” rotation, the change in the most bound debris fallback rate time is mainly due to the spin of the WD. We observe a dispersion in the fallback rates for the different spin combinations during the late part of the first peak, around $t \approx 0.5 - 0.6$ hr, which does not appear for individual spins. The second peak in the fallback rate plots for different combinations also shows differences due to the coupled rotation effect, while individual spins do not significantly influence the second peak values. Finally, we observe that the late-time fallback rates vary for different combinations. However, this variation is mainly due to the WD rotation, as the late-time fallback rate remains almost the same regardless of the BH rotation, for non-spinning WDs.

3.2. Gravitational Wave Emission

Once the WD interacts with the BH near r_p , it emits gravitational waves (GWs) due to the variation of the mass quadrupole of the star-BH system, see Kobayashi et al. (2004). Following the disruption, the stretched debris is less compact to emit robust gravitational waves after leaving the closest approach. As a result, the detectable gravitational wave signal exhibits burst-like behavior, characterized by an amplitude h , signal duration τ , and frequency $f \sim 1/\tau$ (Toscani et al. 2022).

To calculate GW amplitudes numerically within the SPH framework, we adopted the methodology outlined in Ross-wog et al. (2009). Using the second-time derivative of the reduced quadrupole moment, we calculate the polarization amplitudes, $h_+(t)$, $h_\times(t)$, and the root-square-sum amplitude, $|h(t)| = \sqrt{|h_+(t)|^2 + |h_\times(t)|^2}$ over time for different tidal disruption scenarios. As we change the combination from $a^* = -0.98$, $\lambda = 0.15$ to $a^* = 0.98$, $\lambda = -0.15$, the peak of the root-sum-square amplitude h shifts to earlier times and decreases. The relative change in the peak of h_{\max} between these two extreme combinations is approximately 0.7%. To understand the reason behind the difference, we further studied the GW amplitudes considering BH and WD rotations individually. We find all GW strains are similar and do not deviate from each other due to the tidal interaction between non-spinning BHs and spinning WDs. In contrast, in TDEs incorporating spinning BHs and non-spinning WDs, deviations arise for different BH spin parameters. It is worth mentioning that Toscani et al. (2022) also observed a similar behavior of the root-sum-square amplitude with BH spin (see their Figure 7), noting a significant variation in the peak value of h for their chosen parameters as they consider higher β values for tidal interaction. Hence, we conclude that the difference in the GW strains for different ‘‘coupled’’ combinations is mainly contributed by the BH spin.

For our simulation parameters, where $a^* = 0$ and $\lambda = 0$, we calculate the amplitude and frequency of the gravitational wave signal using the analytical expressions from Equations 12 and 13 in Toscani et al. (2022). We found the amplitude to be approximately 0.73×10^{-22} and the frequency to be around 10^{-2} Hz. Assuming a source to observer distance of $d = 20$ Mpc, the orders align well with the numerically obtained results. The Laser Interferometer Space Antenna (LISA) is capable of detecting GW signals with amplitudes around 10^{-21} and frequencies ranging from 10^{-4} to 10^{-1} Hz (Danzmann & LISA Science Team (2003)). Therefore, GW signals from tidal disruptions involving WDs and IMBHs under our parameter set could be detectable if the source is within a distance of about 1 Mpc from the observer by LISA. Other interferometers like TianQin (Luo et al. (2016)) and DECIGO (Sato et al. (2017)) are also expected to detect GW signals within the frequency range of 10^{-4} to 10^{-2} Hz. For further details on the prospects of detecting GW signals from tidal disruption events involving WDs and IMBHs, we refer to the discussion in Toscani et al. (2020).

4. DISCUSSIONS AND CONCLUSIONS

To conclude this paper, let us first tie up a few loose ends that we left in section 2. First, we note that as mentioned in the beginning of section 2, we have treated the hydrodynamics of the star in a Newtonian manner. This approximation can be justified if two conditions are satisfied. (a) The stellar gravity is close to Newtonian and (b) the external gravity (that due to the BH) varies slowly over scales comparable to the diameter of the star. Both these conditions are satisfied for the IMBH-WD system that we consider. As for point (a), recall that a useful measure to glean whether a Newtonian treatment of stellar gravity is consistent is given by the surface redshift factor z , defined via $z + 1 = (1 - 2GM_\star/c^2 R_\star)^{-1/2}$. Now, for the WD that we have considered, $z \simeq 3.5 \times 10^{-5}$, which is small enough to indicate that the star is effectively Newtonian (compare this for example with $z \simeq 2 \times 10^{-6}$ for the Sun and $z \sim 0.2$ for a typical $1.4M_\odot$ neutron star with a radius of 10 Km). To see if point (b) is satisfied here, we note that one often defines a local radius of curvature $\mathcal{R} \sim (r^3 c^2 / GM)^{1/2}$ to estimate the effect of gravity over a given length scale (Taylor & Poisson 2008; Poisson & Vlasov 2010; Tejeda et al. 2017). In our case, at $r_p = 39r_g$ where this radius of curvature is minimum, we find $\mathcal{R}/R_\star \sim 277$ indicating that the effects of BH gravity is indeed a constant to a good approximation over the dimension of the star. Indeed, for closer encounters with smaller values of r_p , this ratio becomes smaller, and the treatment of the stellar fluid using Newtonian hydrodynamics is more challenged. In that situation, one should possibly write the fluid equations in terms of the Boyer-Lindquist coordinates as done by Tejeda et al. (2017), which we have not done here.

The second assumption that we have made is regarding the geodesic nature of the spinning particles that we have considered here (see the discussion after Equation 3). Now, the deviation from geodesic trajectories of spinning particles can be estimated by converting the specific angular momentum of the star to a length scale (upon dividing by c) and comparing it with the BH mass on the same scale (upon multiplying by G/c^2), see Semerak (1999). The smallness of the ratio of the specific angular momentum to the BH mass on the same length scale is an indicator of deviation from geodesic behaviour. In our case, we numerically computed this ratio at the initial stellar position of $5r_t$ and at r_p , and

found this to be 1.5×10^{-4} and 1.3×10^{-3} , respectively. This indicates that geodesics are a good approximation in the context of the spinning WD that we have considered, see the discussion in [Semerak \(1999\)](#).

Now we summarize our main results. In this paper, we have considered partial tidal disruptions of spinning WDs in the background of spinning IMBHs in eccentric orbits. We have shown that the “coupling” between stellar and BH spins might considerably alter the physics of the process. We observe that the mass disruption from the initial WD depends significantly on both BH and WD rotations, with an approximately 35% relative change between the extreme combinations compared to the case when one considers only stellar or black hole spin. As a result, the mass of the bound debris depends on the coupling of BH and WD spin, and it is approximately the initial WD mass minus the self-bound mass for the parameters we have used, although in some cases, a very small amount of unbound debris is present. Additionally, we find the mass difference between two tidal tails is also a function of the coupled spin. We find that tidal interaction induces rotation on the surviving core. However, when considering both the BH and the WD spin, we find that the profiles are predominantly influenced by the initial spin of the WD. We also note that after the first pericenter passage, the spin angular momenta of both prograde and retrograde spinning WDs are almost identical to the non-spinning ones.

We consider only a single interaction between the WD and the IMBH in an eccentric orbit, resulting in two tidal tails, both of which remain bound to the black hole. This is evident from the differential mass distribution of debris with specific energy figures. The clear separation between the two arms of the mass distribution is a distinct feature compared to parabolic encounters, where only one tail remains bound to the black hole. When the rotations of the BH and the WD are combined, specific characteristics appear in the debris mass distribution plots. We observe that the difference in the initial rise (around $\epsilon/\Delta\epsilon = -2.5$) and the final fall (around $\epsilon/\Delta\epsilon = 0.0$) is mostly influenced by the initial rotation of the WD, as these parts are similar for different BH spins. The mass in the two tails is affected by both the BH and WD spins. For example, with $a^* = 0.98$ and $\lambda = -0.15$, the two peaks in the mass distribution are amplified (around $\epsilon/\Delta\epsilon = -1.8$ and -0.5). In the mass fallback rate plots, we also observe a dip for all combinations of BH and WD rotation parameters. This behavior is similar to what [Chen et al. \(2023\)](#) found in their study of elliptical partial disruptions with different orbital parameters (see their Figure 5). On the other hand, the most bound debris fallback time varies with different values of a^* and λ , primarily due to the initial rotation of the WD. Coupled combinations of spin with more mass result in a wider spread in the fallback plot. Additionally, there is a noticeable change in the late-time fallback rates for different combinations, which is mainly influenced by the WD rotation. With only BH rotation, the late-time fallback rates are almost the same and indistinguishable.

Finally, we discuss the potential observational prospects and future directions related to our work. We have extensively studied the mass fallback rates, which are expected to mimic light curves, as well as the gravitational wave signals, to find out the possible observational signatures due to coupled rotation. We find that coupled rotation can influence the fallback rate, such as by “broadening” of the fallback curves due to increased debris mass and amplifying the second peak (see the Right panels of Figures 4, 6, 8), although the effects are weak. However, distinguishing the presence of black hole spin from the most bound debris return time and late-time fallback rate change is challenging, as similar behaviour is produced for both coupled BH-WD rotation and spinning WDs. On the other hand, GW signals are less affected by WD spin, making it difficult to infer spin-related details from these observations. While our current findings indicate that observable signatures due to coupled rotation are probably minimal, more detailed analyses considering some extreme scenarios could provide deeper insights. For example, scenarios involving pericenter distances close to the event horizon, and more rapidly rotating stellar objects might amplify the effects found in this paper. Note that such high-spinning stars could result from repeated close encounters that push the break-up fraction near unity. Further studies in this direction possibly incorporating General Relativistic fluid dynamics in SPH are essential to decipher the effects of rotation on observables in these extreme cases.

Acknowledgements

We thank our anonymous referee for constructive criticisms and suggestions, which significantly improved a draft version of this paper. We acknowledge the support and resources provided by PARAM Sanganak under the National Supercomputing Mission, Government of India, at the Indian Institute of Technology Kanpur. We thank Kimitake Hayasaki and Pritam Banerjee for very useful comments and discussions. The work of DG is supported by grant number 09/092(1025)/2019-EMR-I from the Council of Scientific and Industrial Research (CSIR). The work of TS is supported in part by the USV Chair Professor position at IIT Kanpur, India.

Data Availability Statement

The data underlying this article will be shared upon reasonable request to the corresponding author.

REFERENCES

- Abbott, R., Abbott, T. D., Abraham, S., et al. 2020, *PhRvL*, 125, 101102.
doi:10.1103/PhysRevLett.125.101102
- Balsara, D. S. 1995, *Journal of Computational Physics*, 121, 357. doi:10.1016/S0021-9991(95)90221-X
- Banerjee, P., Garain, D., Chowdhury, S., et al. 2023, *MNRAS*, 522, 4332. doi:10.1093/mnras/stad1284
- Bonnerot, C., Rossi, E. M., Lodato, G., et al. 2016, *MNRAS*, 455, 2253. doi:10.1093/mnras/stv2411
- Boshkayev, K., Rueda, J. A., Ruffini, R., Siutsou, I., 2013, *ApJ*, 762, 117. doi:10.1088/0004-637X/762/2/117
- Cao, Z., Jonker, P. G., Wen, S., et al. 2023, *MNRAS*, 519, 2375. doi:10.1093/mnras/stac3539
- Carter, B. & Luminet, J. P. 1982, *Nature*, 296, 211.
doi:10.1038/296211a0
- Carter, B. & Luminet, J.-P. 1983, *A&A*, 121, 97
- Chen, J.-H., Shen, R.-F., & Liu, S.-F. 2023, *ApJ*, 947, 32.
doi:10.3847/1538-4357/acbfb6
- Chilingarian, I. V., Katkov, I. Y., Zolotukhin, I. Y., et al. 2018, *ApJ*, 863, 1. doi:10.3847/1538-4357/aad184
- Claire S. Y, Fragione, G., Perna, R., 2023, *ApJ*, 953, 141.
doi:10.3847/1538-4357/ace1eb
- Clerici, A. & Gomboc, A. 2020, *A&A*, 642, A111.
doi:10.1051/0004-6361/202037641
- Coughlin, E. R. & Nixon, C. 2015, *ApJL*, 808, L11.
doi:10.1088/2041-8205/808/1/L11.
- Cufari, M., Coughlin, E. R., & Nixon, C. J. 2022, *ApJ*, 924, 34. doi:10.3847/1538-4357/ac32be
- Danzmann, K. & LISA Science Team 2003, *Advances in Space Research*, 32, 1233.
doi:10.1016/S0273-1177(03)90323-1
- de Oliveira, R. L., Bruch, A., Rodrigues, C. V., et al. 2020, *ApJL*, 898, L40. doi:10.3847/2041-8213/aba618
- Evans, C. R. & Kochanek, C. S. 1989, *ApJL*, 346, L13.
doi:10.1086/185567
- Frank, J. & Rees, M. J. 1976, *MNRAS*, 176, 633.
doi:10.1093/mnras/176.3.633
- Gafton, E., Tejada, E., Guillochon, J., et al. 2015, *MNRAS*, 449, 771. doi:10.1093/mnras/stv350
- Gafton, E. & Rosswog, S. 2019, *MNRAS*, 487, 4790.
doi:10.1093/mnras/stz1530
- Garain, D., Banerjee, P., Chowdhury, S., et al. 2023, *JCAP*, 2023, 062. doi:10.1088/1475-7516/2023/11/062
- Garain, D. & Sarkar, T. 2023, arXiv:2310.03539.
doi:10.48550/arXiv.2310.03539
- García-Senz, D., Cabezón, R. M., Blanco-Iglesias, J. M., et al. 2020, *A&A*, 637, A61.
doi:10.1051/0004-6361/201936837
- Golightly, E. C. A., Nixon, C. J., & Coughlin, E. R. 2019a, *ApJL*, 882, L26. doi:10.3847/2041-8213/ab380d
- Golightly, E. C. A., Coughlin, E. R., & Nixon, C. J. 2019b, *ApJ*, 872, 163. doi:10.3847/1538-4357/aafd2f
- Greene, J. E., Strader, J., & Ho, L. C. 2020, *ARA&A*, 58, 257. doi:10.1146/annurev-astro-032620-021835
- Guillochon, J. & Ramirez-Ruiz, E. 2013, *ApJ*, 767, 25.
doi:10.1088/0004-637X/767/1/25
- Haas, R., Shcherbakov, R. V., Bode, T., et al. 2012, *ApJ*, 749, 117. doi:10.1088/0004-637X/749/2/117
- Hayasaki, K., Stone, N., & Loeb, A. 2013, *MNRAS*, 434, 909. doi:10.1093/mnras/stt871
- Hayasaki, K., Stone, N., & Loeb, A. 2016, *MNRAS*, 461, 3760. doi:10.1093/mnras/stw1387
- Hayasaki, K., Zhong, S., Li, S., et al. 2018, *ApJ*, 855, 129.
doi:10.3847/1538-4357/aab0a5
- Hermes, J. J., Gansicke B. T., Kawaler, S. D., et al., 2017 *ApJS*, 232, 23. doi:10.3847/1538-4365/aa8bb5
- Hills, J. G. 1975, *Nature*, 254, 295. doi:10.1038/254295a0
- Holoien, T. W.-S., Valley, P. J., Auchettl, K., et al. 2019, *ApJ*, 883, 111. doi:10.3847/1538-4357/ab3c66
- Jankovič, T. & Gomboc, A. 2023, *ApJ*, 946, 25.
doi:10.3847/1538-4357/acb8b0
- Jonker, P. G., Arcavi, I., Phinney, E. S, et al. 2022, *The Tidal Disruption of Stars by Massive Black Holes* (Springer)
- Kagaya, K., Yoshida, S., & Tanikawa, A. 2019, arXiv:1901.05644. doi:10.48550/arXiv.1901.05644
- Kawaler, S. D., 2003, in “Stellar Rotation,” *Proc. IAU Symposium No. 215*, eds. Maeder, A & Eenens, P.
- Kesden, M. 2012, *PhRvD*, 86, 064026.
doi:10.1103/PhysRevD.86.064026
- Kilic, M., Kosakowski, A., Moss, A. G., et al. 2021, *ApJL*, 923, L6. doi:10.3847/2041-8213/ac3b60
- Kiroglu, F., Lombardi, J. C., Kremer, K., et al. 2023 *ApJ*948, 89. doi:10.3847/1538-4357/acc24c
- Kızıltan, B., Baumgardt, H., & Loeb, A. 2017, *Nature*, 542, 203. doi:10.1038/nature21361

- Kobayashi, S., Laguna, P., Phinney, E. S., et al. 2004, *ApJ*, 615, 855. doi:10.1086/424684
- Komossa, S. 2015, *Journal of High Energy Astrophysics*, 7, 148. doi:10.1016/j.jheap.2015.04.006
- Lacy, J. H., Townes, C. H., & Hollenbach, D. J. 1982, *ApJ*, 262, 120. doi:10.1086/160402
- Lin, D., Strader, J., Romanowsky, A. J., et al. 2020, *ApJL*, 892, L25. doi:10.3847/2041-8213/ab745b
- Liptai, D., Price, D. J., Mandel, I., et al. 2019, arXiv:1910.10154. doi:10.48550/arXiv.1910.10154
- Liptai, D. & Price, D. J. 2019, *MNRAS*, 485, 819. doi:10.1093/mnras/stz111
- Lodato, G., King, A. R., & Pringle, J. E. 2009, *MNRAS*, 392, 332. doi:10.1111/j.1365-2966.2008.14049.x
- Luo, J., Chen, L.-S., Duan, H.-Z., et al. 2016, *Classical and Quantum Gravity*, 33, 035010. doi:10.1088/0264-9381/33/3/035010
- Manukian, H., Guillochon, J., Ramirez-Ruiz, E., et al. 2013, *ApJL*, 771, L28. doi:10.1088/2041-8205/771/2/L28
- Mathisson, M., 1937, *Acta Phys. Polon.* 6, 167.
- Miles, P. R., Coughlin, E. R., & Nixon, C. J. 2020, *ApJ*, 899, 36. doi:10.3847/1538-4357/ab9c9f
- Misner, C. W., Thorne, K. S., & Wheeler, J. A. 1973, *Gravitation*, ISBN 0-7167-0334-3, ISBN 0-7167-0344-0 (pbk). San Francisco: W.H. Freeman and Company, 1973
- Papapetrou, A., 1951 *Proc. R. Soc. Lond.* 209, 248.
- Pelisoli, I., Marsh, T. R., Dhillon, V. S., et al. 2022, *MNRAS*, 509, L31. doi:10.1093/mnrasl/slab116
- Phinney, E. S. 1989, *The Center of the Galaxy*, 136, 543
- Poisson, E., & Vlasov, I., 2010, *PhRvD*, 81, 024029. doi:10.1103/PhysRevD.81.024029
- Price, D. J. 2007, *PASA*, 24, 159. doi:10.1071/AS07022
- Rosswog, S., Ramirez-Ruiz, E., & Hix, W. R. 2009, *ApJ*, 695, 404. doi:10.1088/0004-637X/695/1/404
- Rees, M. J. 1988, *Nature*, 333, 523. doi:10.1038/333523a0
- Ryu, T., Krolik, J., Piran, T., et al. 2020, *ApJ*, 904, 101. doi:10.3847/1538-4357/abb3cc
- Sacchi, A. & Lodato, G. 2019, *MNRAS*, 486, 1833. doi:10.1093/mnras/stz981
- Sato, S., Kawamura, S., Ando, M., et al. 2017, *Journal of Physics Conference Series*, 840, 012010. doi:10.1088/1742-6596/840/1/012010
- Semerak, O., 1999, *MNRAS* 308, 863. doi:10.1046/j.1365-8711.1999.02754.x
- Shapiro, S. L., & Teukolsky, S. A., *Black Holes, White Dwarfs and Neutron Stars, The Physics of Compact Objects*, 1983, John Wiley & Sons, Inc.
- Stone, N. C., Kesden, M., Cheng, R. M., et al. 2019, *General Relativity and Gravitation*, 51, 30. doi:10.1007/s10714-019-2510-9
- Taylor, S., & Poisson, E., 2008, *PhRvD* 78, 084016. doi:10.1103/PhysRevD.78.084016
- Takekawa, S., Oka, T., Iwata, Y., et al. 2019, *ApJL*, 871, L1. doi:10.3847/2041-8213/aafb07
- Tejeda, E., Gafton, E., Rosswog, S., et al. 2017, *MNRAS*, 469, 4483. doi:10.1093/mnras/stx1089
- Toscani, M., Rossi, E. M., & Lodato, G. 2020, *MNRAS*, 498, 507. doi:10.1093/mnras/staa2290
- Toscani, M., Lodato, G., Price, D. J., et al. 2022, *MNRAS*, 510, 992. doi:10.1093/mnras/stab3384
- van Velzen, S., Gezari, S., Hammerstein, E., et al. 2021, *ApJ*, 908, 4. doi:10.3847/1538-4357/abc258
- Volonteri, M. 2012, *Science*, 337, 544. doi:10.1126/science.1220843
- Wang, Y.-H., Perna, R., & Armitage, P. J. 2021, *MNRAS*, 503, 6005. doi:10.1093/mnras/stab802
- Wevers, T. & Ryu, T. 2023, arXiv:2310.16879. doi:10.48550/arXiv.2310.16879