

Flat, Uniformly Expanding Space in five Exercises

Bernd A. Berg
 Department of Physics
 Florida State University, Tallahassee, Florida 32306

February 1, 2024

Abstract

Exercises with solutions are presented which should allow advanced undergraduate students to understand properties of a flat, uniformly expanding space. No knowledge of general or special relativity is needed besides that the speed of light c is a constant. The material could be used stand alone or would fit well at the end of a treatment of special relativity,

Using a reasonable value for the Hubble constant H , trajectories of light are calculated within the model, followed by a calculation of the Hubble horizon, and the synchronization of clocks is demonstrated.

Introduction

We consider flat space (\vec{x}, t) , where a common time is defined for all space points (synchronization of clocks can be achieved and is discussed in exercise 5). Transformations to other coordinate systems are not considered (the model is not invariant under general coordinate transformations). Let us focus on two space points which are initially, i.e., at common time $t = 0$, located a distance $x_0 > 0$ apart. The distance between them is assumed to increase according to

$$x_1(t) = x_0 \exp(tH) \quad (1)$$

due to the Hubble expansion of space. Here H is the Hubble constant, which is a constant in space, and we take it also to be a constant in time. For sufficiently large time t the two points separate faster than with the speed of light, which is often an issue of confusion for students who just learned special relativity. Here the resolution is that $c dt$, with c constant is only one of two contributions to the infinitesimal motion of light.

It has to pointed out that our exercises aim at a qualitative understanding, and we cannot expect quantitatively relevant estimates of physical observables. Nevertheless we shall in numerical calculations use physical values for c and H . Estimates for H are in the range [1] from 68 to 74 km/s per Mpc . We use

$$H = 71 \text{ km/s per Mpc} . \quad (2)$$

In the following we take the x -axis along the straight line which connects the two points. The location of our first space point is by definition the zero of the axis, $x = 0$ for all t . Our second space point lies at $x_1(t)$, given by Eq.(1), on the x -axis. At position $x_0 = x_1(0)$ we imagine a laser which emits at $t = 0$ an ultrashort photon ray towards the first space point at $x = 0$, where a photon detector is located. There are no gravitational interactions as we are dealing with a model of pure space.

2. Exercises and Solutions

Exercise 1: The Model.

Consider the infinitesimal motion dx of an ultrashort photon ray that is at time $t = 0$ emitted at space point two towards space point one. Find and verify the analytical solution for the travel path $x(t)$

Solution:

For the position of the photon ray we derive a differential equation from the infinitesimal motion:

$$\begin{aligned} dx &= -c dt + x \{ \exp[H(t + dt)] - \exp[Ht] \} = -c dt + x \exp[Ht] \{ \exp[H dt] - 1 \} \\ &= -c dt + x \exp[Ht] H dt \Rightarrow \frac{dx}{dt} = -c + x H \exp[tH] , \end{aligned} \quad (3)$$

where c is the speed of light, and H the Hubble constant. The solution is (Mathematica)

$$x(t) = \exp(e^{tH}) \left(K_1 - \frac{c}{H} Ei(-e^{tH}) \right) , \quad (4)$$

where K_1 is an integration constant, and Ei is the exponential integral

$$Ei(y) = \int_{-\infty}^y dt' \frac{e^{t'}}{t'} = \gamma + \ln(|y|) - \sum_{k=1}^{\infty} \frac{y^k}{k k!} . \quad (5)$$

Here $\gamma = \lim_{n \rightarrow \infty} (-\ln(n) + \sum_{k=1}^n 1/k)$ is the Euler-Mascheroni constant. In the following the solution (4) is verified by differentiation. It is convenient to introduce the variable $y = e^{tH} > 0$ and to break Eq.(3) up into

$$\frac{dx}{dt} = \frac{dx}{dy} \frac{dy}{dt} , \quad \text{where } \frac{dy}{dt} = H e^{tH} = H y \text{ holds.} \quad (6)$$

It remains to calculate dx/dy . For $x(y)$ we get from Eq.(4)

$$x(y) = e^y \left(K_1 - \frac{c}{H} Ei(-y) \right) . \quad (7)$$

The y derivative of the exponential integral $Ei(-y)$ is

$$\frac{dEi(-y)}{dy} = -\frac{dEi(-y)}{d(-y)} = -\frac{d}{d(-y)} \int_{-\infty}^{-y} dt' \frac{e^{t'}}{t'} = -\frac{e^{-y}}{-y} = \frac{e^{-y}}{y} . \quad (8)$$

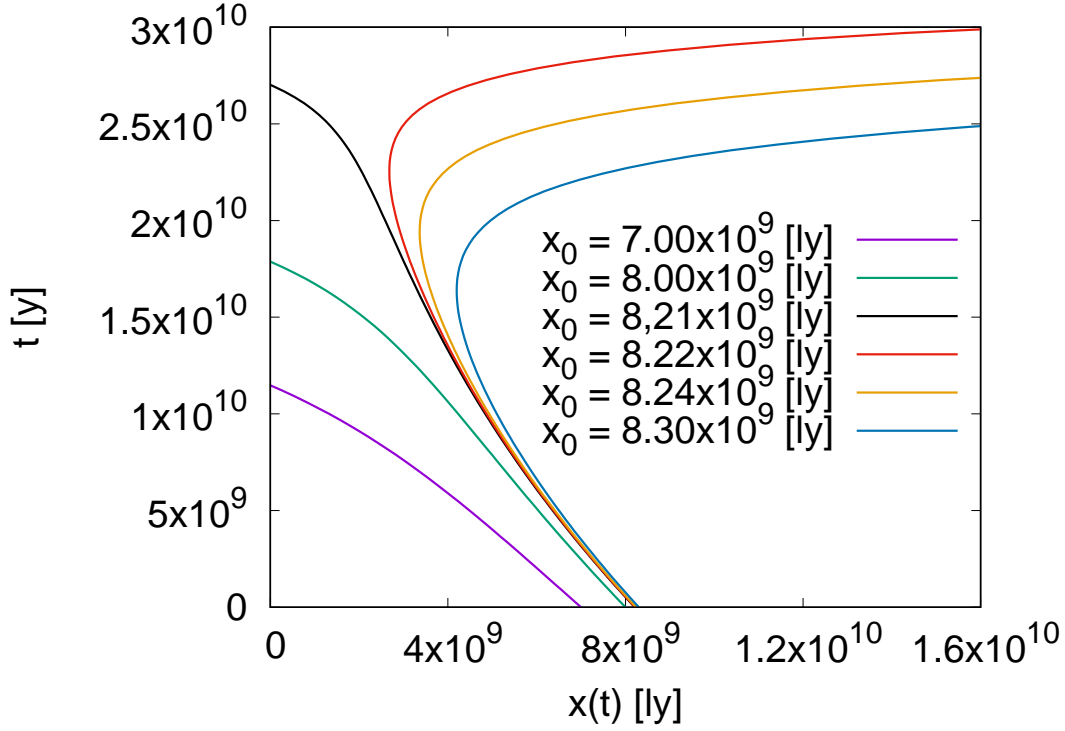


Figure 1: Trajectories of light for $H = 71$ km/s per Mpc and various initial distances x_0 .

So we get

$$\frac{dx}{dy} = e^y \left(K_1 - \frac{c}{H} Ei(-y) \right) - \frac{c}{H y} . \quad (9)$$

Multiplying with $dy/dt = H y$ yields

$$\frac{dx}{dy} \frac{dy}{dt} = e^y \left(K_1 - \frac{c}{H} Ei(-y) \right) H y - c . \quad (10)$$

Inserting $y = e^{tH}$ gives

$$\frac{dx}{dt} = \exp(e^{tH}) \left(K_1 - \frac{c}{H} Ei(-e^{tH}) \right) H \exp(tH) - c = x H \exp(tH) - c , \quad (11)$$

where Eq.(4) has been used backwards for the last equal sign.

Exercise 2: Trajectories of Light.

Use numerical values for c , H and x_0 to obtain the $x(t)$ trajectories of Fig.(1), where the units are years [y] and light years [ly].

Solution:

The integration constant K_1 in Eq.(4) is determined by the initial condition at time $t = 0$, $x(0) = x_0 > 0$:

$$x_0 = e^1 \left(K_1 - \frac{c}{H} Ei(-1) \right) \Rightarrow K_1 = \frac{x_0}{e^1} + \frac{c}{H} Ei(-1), \quad Ei(-1) = -0.219384 \dots \quad (12)$$

Inserting K_1 , Eq.(4) becomes

$$x(t) = \exp(e^{tH}) \left(\frac{x_0}{e^1} + \frac{c}{H} Ei(-1) - \frac{c}{H} Ei(-e^{tH}) \right) . \quad (13)$$

To plot $x(t)$ we have to insert numbers for c and H , We measure the time in units of years $[y]$. A light year $[ly]$ is defined as one year times the speed of light c . Therefore, the speed of light is one in units of years and light years,

$$c = 1 [ly]/[y] . \quad (14)$$

Furthermore, we need to express H of Eq.(2) in units of inverse years $[1/y]$. One Mpc is $3.262 \times 10^6 [ly]$. Converting $[ly]$ to $[km]$, the distance unit $[km]$ drops out of Eq.(2), and the value of H becomes

$$H = 2.30222 \times 10^{-18} [1/s] = 7.2603 \times 10^{-11} [1/y] , \quad (15)$$

where we have converted seconds $[s]$ to years $[y]$ in the last step. It is now straightforward to plot $x(t)$ of Eq.(13) for various x_0 values, and so that the results agree with Fig.(1).

Exercise 3: Hubble Horizon.

Find the largest value, x_0^{\max} , of the initial distance x_0 , so that the photon ray will reach its destination $x(t_a) = 0$ for all initial values $x_0 < x_0^{\max}$. We call x_0^{\max} Hubble horizon and t_a arrival time. Plot the relationship between initial condition x_0 and arrival times t_a .

In particular, consider $t_a = 13.7 \times 10^9 [y]$, i.e., the present estimate [2] of the age of the universe, and calculate the corresponding x_0 . For these values indicate the vectors $(0, t_a) \rightarrow (x_0, t_a)$ and $(x_0, t_a) \rightarrow (x_0, 0)$ in the figure. What is the distance between point one and point two at time $t = t_a = 13.7 \times 10^9 [y]$?

Solution:

In Fig.(1) we see that trajectories with initial values $x_0 \leq 8.21 \times 10^9 [ly]$ reach their destination $x(t_a) = 0$ at some arrival time t_a . To the contrary, for initial values $x_0 \geq 8.22 \times 10^9 [ly]$ the curves turn around before reaching $x = 0$, and an arrival time t_a does not exist. Hence, we have for the Hubble horizon $8.21 \times 10^9 [ly] < x_0^{\max} < 8.22 \times 10^9 [ly]$. To get an accurate number for x_0^{\max} we set $t = t_a$ and $x(t_a) = 0$ in Eq.(13), and find the following relation between t_a and x_0 :

$$Ei(-e^{t_a H}) = \frac{H x_0}{c e^1} + Ei(-1) . \quad (16)$$

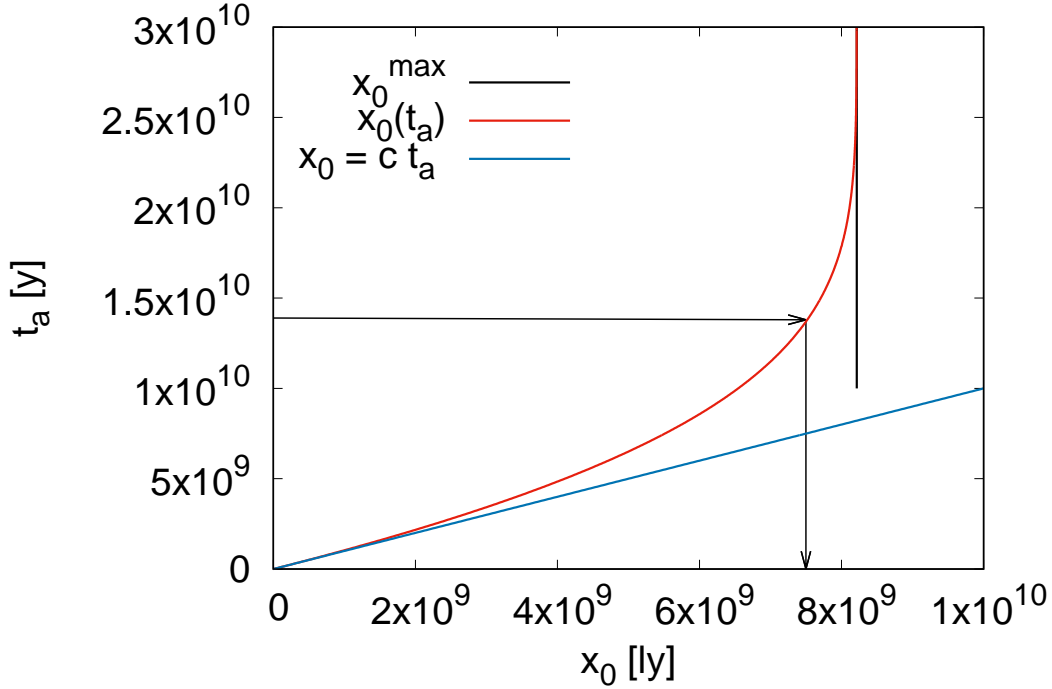


Figure 2: Initial distance x_0 as function of the arrival time t_a , where x_0^{\max} is the Hubble horizon. The arrows point from $t_a = 13.7 \times 10^9$ [y] to $x_0 = 7.499 \times 10^9$ [ly].

The Hubble horizon is then obtained using the asymptotic behavior $\lim_{y \rightarrow \infty} Ei(-y) = 0$:

$$x_0^{\max} = -\frac{c e^1 Ei(-1)}{H} = 8.2138 \dots \times 10^9 \text{ [ly]}. \quad (17)$$

The relationship (16) between x_0 and t_a is plotted in Fig.(2). We see that for $t_a \rightarrow \infty$ the value x_0^{\max} of Eq.(17) is rapidly approached.

The value $t_a = 13.7 \times 10^9$ y corresponds to $x_0 = 7.499 \times 10^9$ [ly]. See the arrows in Fig.(2). During the travel time the distance between the two space points increases according to Eq.(2):

$$x_1(t_a) = x_0 \exp(t_a H) = 20.473 \text{ [ly]}. \quad (18)$$

Exercise 4: Leading order small t expansion.

Towards small t_a it is seen in Fig.(2) how the relation $x_0 = ct$ becomes a good approximation. Let us discuss this quantitatively: Expand $x(t)$ of Eq.(13) to leading order in t . Transform the result into a first-order correction to the zero-order arrival time $t_a = x_0/c$, and compute the correction for $x_0 = 1$ [ly].

Solution:

To leading order in t Eq.(13) reads

$$\begin{aligned} x(t) &= \exp(1 + tH) \left(\frac{x_0}{e^1} + \frac{c}{H} Ei(-1) - \frac{c}{H} Ei(-1 - tH) \right) \\ &= e^1 (1 + tH) \left(\frac{x_0}{e^1} + \frac{c}{H} Ei(-1) - \frac{c}{H} Ei(-1 - tH) \right). \end{aligned} \quad (19)$$

The derivative of the exponential integral is given by Eq.(8). Defining $y = tH$ and using the result of Eq.(8) we get

$$Ei(-1 - y) = Ei(-1) - y \left. \frac{dEi(-y)}{d(-y)} \right|_{y=1} = Ei(-1) + tH e^{-1}. \quad (20)$$

The $Ei(-1)$ terms cancel out in Eq.(19), and we arrive at

$$x(t) = x_0 (1 + tH) - ct \quad (21)$$

Transforming Eq.(21) into a correction to t_a , we get

$$t_a = \frac{x_0}{c} + \frac{x_0 H}{c^2}. \quad (22)$$

Assuming for x_0 the distance of 1 [ly], we obtain from the first term 1 [y] (remember $c = 1$ in our units). Using H from Eq.(15), we obtain from the second term the correction 7.260^{-11} [y] = 2.290^{-3} [s].

Exercise 5: Synchronization of clocks.

In our model the time is globally defined. This requires a procedure to synchronize clocks at different space positions. The situation is as follows: An observer A emits at time zero a photon ray in the direction of a second observer B. The photon ray is reflected by B and arrives at time $t_a > 0$ back at A. The entire information at hand is t_a from which A has to calculate the time at which B reflected the signal. Show that this is possible.

Conclude this section with the numerical example $t_a = 5 \times 10^9$ y. This is a value for which the $x_0(t_a)$ curve and the $x_0 = ct_a$ line of Fig.(2) have clearly separated. Draw a diagram of the exchange of signals.

Solution:

We denote by t_a^1 the time the photon ray needs to travel from A to B, and by t_a^2 the time it needs to travel back from B to A. So we have

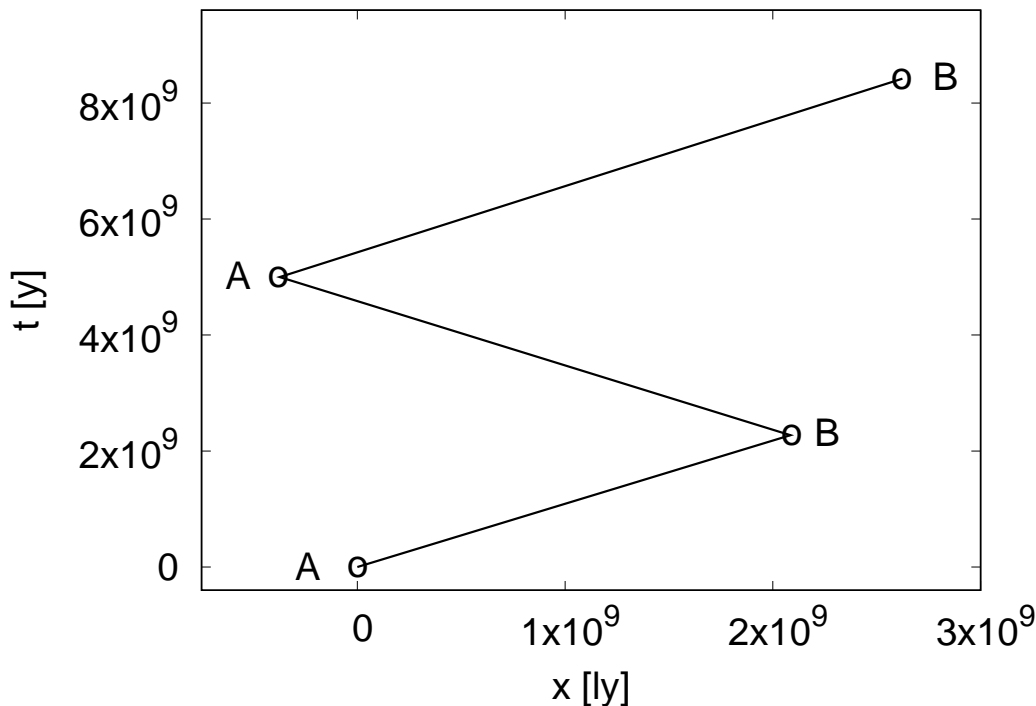


Figure 3: Signal exchange $A \rightarrow B \rightarrow A \rightarrow B$.

$$t_a = t_a^1 + t_a^2 . \quad (23)$$

Let us start with the guess: $t_{g_1} = t_{g_1}^1 + t_{g_1}^2$ with $t_{g_1}^1 = t_{g_1}^2 = t_a/2$. This is correct for $H = 0$ the situation of special relativity. A would then tell B to set its clock to $t_a^1 = t_a/2$ plus whatever time has elapsed on B's clock since receiving the signal (A and B are machines).

However, for $H > 0$ the guess is false because $t_{g_1}^1 = t_a/2$ implies $t_{g_1} > t_a$. Namely, assume that the initial distance from A to B is $x_{g_1}^1$, then the subsequent distance from B to A is according to Eq.(1) $x_{g_1}^2 = x_{g_1}^1 \exp(t_{g_1}^1 H) > x_{g_1}^1$. As long as $x_{g_1}^2 < x_0^{\max}$ there is a return signal that needs a time $t_{g_1}^2 > t_{g_1}^1$ to travel from B to A. See Fig.(2). As $t_{g_1}^1 = t_a/2$ it follows that $t_{g_1} = t_{g_1}^1 + t_{g_1}^2 > t_a$.

Now, with $t_{g_1}^1$ given we can calculate $t_{g_1}^2$ and, hence, t_{g_1} explicitly. As $t_{g_1}(t_{g_1}^1)$ is a monotonically increasing function, we can compute t_a^1 with the bisection method. The relevant steps are outlined in the following.

Using Eq.(16), we find for the initial distance corresponding to the travel time $t_{g_1}^1$:

$$x_0 = x_{g_1}^1 = \frac{c e^1}{H} \left[Ei \left(-\exp(t_{g_1}^1 H) \right) - Ei(-1) \right] . \quad (24)$$

For the return signal from B to A the initial distance is then $x_{g_1}^2 = x_{g_1}^1 \exp(t_{g_1}^1 H)$, which allows to calculate the return time $t_{g_1}^2$ using Eq.(16):

$$\exp(t_{g_1}^2 H) = -Ei^{-1} \left(\frac{H x_{g_1}^2}{c e^1} + Ei(-1) \right), \quad (25)$$

where Ei^{-1} is the inverse exponential integral.

Together with $t_{g_1}^1 = t_a/2$ any value $t_{g_2}^1 > 0$ with $t_{g_2} = t_{g_2}^1 + t_{g_2}^2 < t_a$ will give a starting point for the bisection method. A suitable choice is $t_{g_2}^1 = t_{g_1}^1 - (t_{g_1}^1 - t_a)$, implying $t_{g_2}^1 + t_{g_1}^2 = t_a$. As $t_{g_1}^1 < t_{g_1}^1$ implies $t_{g_2}^2 < t_{g_1}^2$, we have $t_{g_2} = t_{g_2}^1 + t_{g_2}^2 < t_a$, and the pair $t_{g_2}^1, t_{g_1}^1$ provides starting values for the bisection method, continuing with $t_{g_3}^1 = (t_{g_2}^1 + t_{g_1}^1)/2$, replacing in the next step either $t_{g_2}^1$ (for $t_{g_3} < t_a$) or $t_{g_1}^1$ (for $t_{g_3} > t_a$) with $t_{g_3}^1$, and so on. After completing its calculation A sends the result to B, who then sets its clock accordingly.

For the numerical example we have $t_{g_1}^1 = t_a/2 = 2.5 \times 10^9$ [y], and get $t_{g_1} = 5.5661 \times 10^9$ [y], $t_{g_2}^1 = t_{g_1}^1 - (t_{g_1}^1 - t_a) = 1.93391 \times 10^9$ [y]. With $t_{g_1}^1$ and $t_{g_2}^1$ we have starting values for our bisection which proceeds with $t_{g_3}^1 = (t_{g_1}^1 + t_{g_2}^1)/2 = 2.21695 \times 10^9$ [y] $\Rightarrow t_{g_3} = 4.86586^9$ [y], then replacing $t_{g_2}^1$ by $t_{g_3}^1$ because of $t_{g_3} - t_a < 0$, continuing with a new $t_{g_3}^1 = (t_{g_1}^1 + t_{g_2}^1)/2$, and so on, till convergence is reached at $t_a = t_{g_3} = 2.271888 \times 10^9$ [y]. A signals this result for t_a^1 to B, and B can set its clock accordingly. Figure (3) illustrates the exchange of signals. There are deviations from straight lines which are not visible on the scale of this figure.

3. Summary

A simple model of an expanding universe is introduced. It allows for a variety of analytical calculation. They are intended for qualitative, pedagogical value and not of quantitative relevance. Results include:

Trajectories of light. See Fig.(1) for examples.

The initial distance x_0 as function of the arrival time t_a (or vice versa) and the Hubble horizon x_0^{\max} are drawn in Fig.(2).

Synchronization of clocks to a common time is outlined in section 3, and a diagram of the corresponding exchange of signals is given in Fig.(3).

Acknowledgments: I have not seen them the exercises presented here in the literature, but cannot exclude that someone has them (or variations of them) worked out before. Please, communicate any pertinent information to my e-mail address: bberg@fsu.edu.

References

- [1] E.g., NASA science <https://science.nasa.gov/missions/hubble/new-hubble-constant-measurement-adds-to-mystery-of-universes-expansion-rate/>
- [2] E.g., NASA https://imagine.gsfc.nasa.gov/science/featured_science/tenyear/age.html