
A Distributional Analogue to the Successor Representation

Harley Wiltzer^{*12} Jesse Farebrother^{*123} Arthur Gretton³⁴ Yunhao Tang³ André Barreto³ Will Dabney³
Marc G. Bellemare¹²⁵ Mark Rowland³

Abstract

This paper contributes a new approach for distributional reinforcement learning which elucidates a clean separation of transition structure and reward in the learning process. Analogous to how the successor representation (SR) describes the expected consequences of behaving according to a given policy, our distributional successor measure (SM) describes the distributional consequences of this behaviour. We formulate the distributional SM as a distribution over distributions and provide theory connecting it with distributional and model-based reinforcement learning. Moreover, we propose an algorithm that learns the distributional SM from data by minimizing a two-level maximum mean discrepancy. Key to our method are a number of algorithmic techniques that are independently valuable for learning generative models of state. As an illustration of the usefulness of the distributional SM, we show that it enables zero-shot risk-sensitive policy evaluation in a way that was not previously possible.

1. Introduction

Distributional reinforcement learning (Morimura et al., 2010; Bellemare et al., 2017a; 2023) is an approach to reinforcement learning (RL) that focuses on learning the entire probability distribution of an agent’s return, not just its expected value. Distributional RL has been shown to improve deep RL agent performance (Yang et al., 2019; Nguyen-Tang et al., 2021), and provides a flexible approach to risk-aware decision-making (Dabney et al., 2018a; Zhang & Weng, 2021; Fawzi et al., 2022). A notable drawback of existing approaches to distributional RL is that rewards must

^{*}Equal contribution ¹McGill University ²Mila - Québec AI Institute ³Google DeepMind ⁴Gatsby Unit, University College London ⁵CIFAR AI Chair. Correspondence to: Harley Wiltzer <harley.wiltzer@mail.mcgill.ca>, Jesse Farebrother <jfarebro@cs.mcgill.ca>.

be available at training time in order to predict the return distribution. For example, if we wish to evaluate a trained policy on a new task with regard to various performance criteria, these predictions of the return distributions must be trained from scratch. This paper contributes a method that overcomes this drawback, allowing for *zero-shot evaluation* of novel reward functions without requiring further learning.

In the case of predicting just the *expected* return, such zero-shot evaluation is made possible by learning the successor representation (SR; Dayan, 1993). This approach has recently been extended to continuous state spaces (Blier et al., 2021; Blier, 2022), and the introduction of a variety of density modelling and generative modelling techniques mean that such zero-shot transfer is now possible at scale (Janner et al., 2020; Touati & Ollivier, 2021; Touati et al., 2023).

This paper extends the idea of the successor representation to distributional RL, by defining the *distributional successor measure* (DSM). We show that the DSM is a reward-agnostic object that can be combined with any deterministic reward function to obtain the corresponding distribution of returns, extending zero-shot transfer to the entire distribution of returns. Our primary algorithmic contribution is the δ -model, a tractable approximation to the distributional successor measure based on ensembles of diverse generative models, along with practical implementation techniques that are crucial for success. We exhibit the power of δ -models by demonstrating their unique ability generalize across tasks and *risk-sensitive* criteria without necessitating any further data collection or training, which could be expensive or dangerous – a feat that no other method can accomplish.

2. Background

In the sequel, $\text{Law}(X)$ denotes the probability measure governing a random variable X , and $X \stackrel{\mathcal{L}}{=} Y$ (read *equal in distribution*) is written to indicate that $\text{Law}(X) = \text{Law}(Y)$. The notation $\mathcal{P}(A)$ defines the space of probability measures over a set A . We also write $(X, Y) \sim \mu \otimes \nu$ to refer to the pair of independent samples $X \sim \mu, Y \sim \nu$.

We consider a Markov decision process (MDP) with state space \mathcal{X} , finite action space \mathcal{A} , transition kernel $p : \mathcal{X} \times \mathcal{A} \rightarrow \mathcal{P}(\mathcal{X})$, bounded and measurable reward function

$r : \mathcal{X} \rightarrow \mathbb{R}$, and discount factor $\gamma \in [0, 1)$. We assume henceforth that \mathcal{X} is a complete and separable metric space, which allows for finite state spaces, as well as many continuous state spaces of interest. Given a policy $\pi : \mathcal{X} \rightarrow \mathcal{P}(\mathcal{A})$ and initial state $x_0 \in \mathcal{X}$ drawn from $\mu_0 \in \mathcal{P}(\mathcal{X})$, an agent generates a random trajectory $(X_t, A_t, R_t)_{t=0}^{\infty}$ of states, actions, and rewards, with distributions specified by $X_0 = x$, $A_t \sim \pi(\cdot | X_t)$, $R_t = r(X_t)$, and $X_{t+1} \sim p(\cdot | X_t, A_t)$ for all $t \geq 0$. For a fixed policy π , we will denote the transition kernel governing state evolution by p^π , where $p^\pi(\cdot | x) = \sum_{a \in \mathcal{A}} p(\cdot | x, a) \pi(a | x)$.

The (random) return summarises the performance of the agent along its trajectory, and for each possible initial state $X_0 = x \in \mathcal{X}$, it is defined as $G_r^\pi(x) := \sum_{t=0}^{\infty} \gamma^t r(X_t)$. When there is no ambiguity about the reward function, we will write G^π in place of G_r^π . For a given policy π , the problem of *policy evaluation* is to find the expected return for each initial state. Mathematically, this can be expressed as learning the function $V_r^\pi : \mathcal{X} \rightarrow \mathbb{R}$, defined by $V_r^\pi(x) := \mathbb{E}[G_r^\pi(x)]$, this describes the quality of π in its own right, and may also be used to obtain *improved* policies, for example by acting greedily (Puterman, 2014).

2.1. Successor Measure

The *normalized successor measure* $\Psi^\pi : \mathcal{X} \rightarrow \mathcal{P}(\mathcal{X})$ associated with a policy π is defined by

$$\Psi^\pi(S | x) := \sum_{t=0}^{\infty} (1 - \gamma) \gamma^t \Pr(X_t \in S | X_0 = x), \quad (1)$$

for any (measurable) set $S \subseteq \mathcal{X}^1$ and initial state $x \in \mathcal{X}$. In the literature, $\Psi^\pi(\cdot | x)$ is often referred to as the (discounted) state occupancy measure² The object Ψ^π described above is a normalised version of the *successor representation* (SR; Dayan, 1993) in the tabular case and the *successor measure* (SM; Blier et al., 2021; Touati & Ollivier, 2021) for continuous state spaces. Blier et al. (2021) shows that, without the $(1 - \gamma)$ factor in Equation 1, $\Psi^\pi(\cdot | x)$ is a measure for each $x \in \mathcal{X}$ with total mass $(1 - \gamma)^{-1}$. We include the $(1 - \gamma)$ normalizing factor so that $\Psi^\pi(\cdot | x)$ is in fact a probability distribution – this allows for one to sample from the successor measure, as in the work of Janner et al. (2020). Intuitively, $\Psi^\pi(S | x)$ describes the proportion of time spent in the region $S \subseteq \mathcal{X}$, in expectation, weighted by the discount factor according to the time of visitation.

Since for each $x \in \mathcal{X}$, $\Psi^\pi(\cdot | x)$ is a probability distribution over states, we can compute expectations under this distribution. Notably, the reward function r , successor measure

¹This covers discounted occupancies over Polish state spaces, including compact Euclidean space.

²Here, occupancy measure is conditional on a source state; the usual occupancy is given by $\mu^\pi(S) = \int_{\mathcal{X}} \Psi^\pi(S | x) \mu_0(dx)$.

Ψ^π , and value function V^π satisfy the following identity,

$$V_r^\pi(x) = (1 - \gamma)^{-1} \mathbb{E}_{X' \sim \Psi^\pi(\cdot | x)}[r(X')], \quad (2)$$

as leveraged in the recent work of Janner et al. (2020) and Blier et al. (2021). In words, the value function can be expressed as an expectation of the reward, with respect to the successor measure $\Psi^\pi(\cdot | x)$; this expression cleanly factorises the value function into components comprising transition information and reward information, and generalises the result in the tabular case by Dayan (1993). A central consequence is that learning Ψ^π allows for the evaluation of π on unseen reward functions, without further learning; this is known as *zero-shot policy evaluation*.

2.2. Distributional Policy Evaluation

In distributional reinforcement learning (Morimura et al., 2010; Bellemare et al., 2017a; 2023), the problem of *distributional policy evaluation* is concerned with finding not just the expectation of the random return, but its full probability distribution. Analogous to our description of policy evaluation above, this can be mathematically expressed as aiming to learn the return-distribution function $\eta_r^\pi : \mathcal{X} \rightarrow \mathcal{P}(\mathbb{R})$, with $\eta_r^\pi(x)$ equal to the distribution of $G_r^\pi(x)$.

An added complication in the distributional setting is that the return distributions are infinite-dimensional, in contrast with the scalar mean returns learned in classical reinforcement learning. This requires careful consideration of how probability distributions will be represented algorithmically, with common choices including categorical (Bellemare et al., 2017a) and quantile (Dabney et al., 2018b) approaches; see Bellemare et al. (2023, Chapter 5) for a summary.

3. The Distributional SM

One of the core contributions of this paper is to introduce a mathematical object that plays the role of the successor measure in distributional reinforcement learning. Analogous to how distributional RL models the distribution of the return, we study the *distribution* over future state occupancies.

3.1. Random Occupancy Measures

To begin, we contribute a new form for the normalised successor measure (SM), which shows that it can be written as an expectation of the discounted visitation distribution for the *random* state sequence $(X_t)_{t \geq 0}$ generated by π :

$$\Psi^\pi(S | x) = \mathbb{E}_\pi \left[\sum_{k=0}^{\infty} (1 - \gamma) \gamma^k \delta_{X_k}(S) \mid X_0 = x \right]$$

for all measurable $S \subset \mathcal{X}$. Here, δ_{X_k} is the probability distribution over \mathcal{X} that puts all its mass on X_k , so that $\delta_{X_k}(S) = \mathbb{1}\{X_k \in S\}$. We obtain a distributional version of this object by “removing the expectation”.

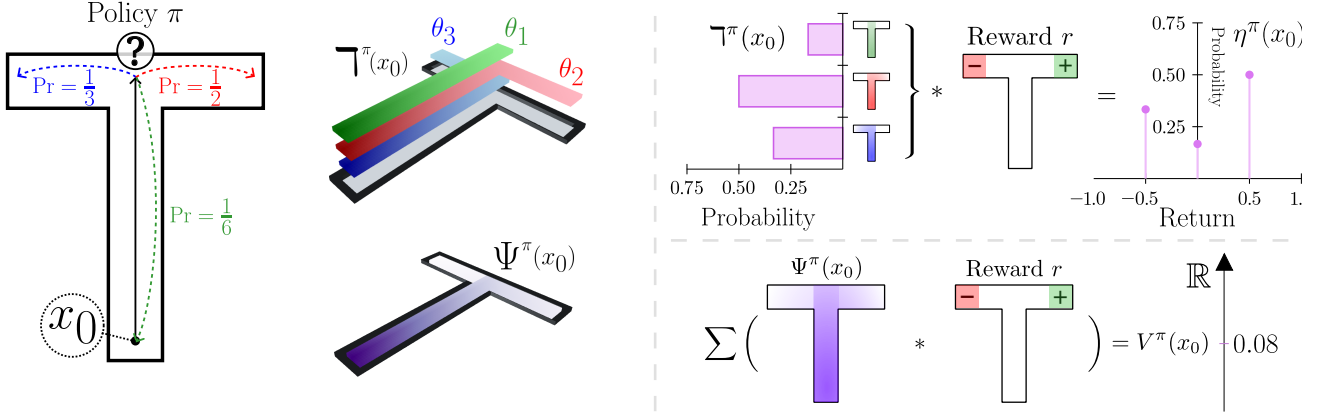


Figure 1: Illustration of the standard and distributional successor measure (SM) in a T-Maze MDP, for a policy that moves to the fork and goes backwards, right, or left, with probabilities $\frac{1}{6}, \frac{1}{2}, \frac{1}{3}$. **Left:** The distributional SM $\bar{\Upsilon}^\pi$ (top) consisting of atoms $\theta_1, \theta_2, \theta_3$ depicting the occupancy measures (probability distributions) corresponding to the distinct behaviors exhibited by the policy, and the SM Ψ^π (bottom) $\Psi^\pi = \frac{\theta_1}{6} + \frac{\theta_2}{2} + \frac{\theta_3}{3}$. **Right:** Zero-shot distributional policy evaluation (top) with $\bar{\Upsilon}^\pi$ and zero-shot policy evaluation (bottom) with Ψ^π .

Definition 3.1 (Random occupancy measure). For a given policy π , let $(X_t)_{t=0}^\infty$ be a random sequence of states generated by interacting with the environment via π . The associated *random discounted state-occupancy measure* M^π assigns to each initial state $x \in \mathcal{X}$ a random probability distribution $M^\pi(\cdot | x)$ according to

$$M^\pi(S | x) := \sum_{k=0}^{\infty} (1 - \gamma) \gamma^k \delta_{X_k}(S), \quad X_0 = x. \quad (3)$$

It is worth pausing to consider the nature of the object we have just defined. For each $x \in \mathcal{X}$, $M^\pi(\cdot | x)$ is a random variable, and each realisation of $M^\pi(\cdot | x)$ is a probability distribution over \mathcal{X} . So, for any measurable $Y \subset \mathcal{X}$, $M^\pi(Y | x)$ is also a random variable, which gives the discounted proportion of time spent in Y across different possible sampled trajectories. Thus, the distribution of $M^\pi(\cdot | x)$ is a distribution *over* probability distributions; see Figure 1.

As described in Section 2, an important property of the successor representation is that it is a linear operator that maps reward functions to value functions. The next result shows that M^π can be used to map reward functions to random returns; all proofs are given in Appendix B.

Proposition 3.2. *Let M^π denote a random discounted state-occupancy measure for a given policy π . For any deterministic reward function $r : \mathcal{X} \rightarrow \mathbb{R}$, we have*

$$G_r^\pi(x) \stackrel{\mathcal{L}}{=} (1 - \gamma)^{-1} \mathbb{E}_{X' \sim M^\pi(\cdot | x)} [r(X')]. \quad (4)$$

Note that the right-hand side is a random variable, since $M^\pi(\cdot | x)$ itself is a random distribution.

Proposition 3.2 suggests a novel approach to distributional RL. To obtain return distributions, one can first learn the

distribution of M^π (without any information about rewards), and then use Equation 4 to obtain an estimate of the corresponding return distribution. This unlocks an ability that was not previously possible in distributional RL: zero-shot distributional policy evaluation. In particular, one can learn the distribution of the random occupancy measure, and then approximate the return distribution associated with *any* reward function r without requiring further learning (see Figure 1). Once the return distribution is obtained, the benefits of distributional RL, such as risk estimation, are immediately available, something not possible using SR in isolation. *Remark 3.3.* Perhaps surprisingly, our assumption of a deterministic reward function made in Proposition 3.2 is necessary for a linear factorization between reward functions and return distributions. This is due to the statistical dependence between random rewards observed along trajectories and random trajectories themselves. We explore this in more depth in Appendix C.

As in distributional RL, where we distinguish between the random return $G^\pi(x)$ and its distribution $\eta^\pi(x)$, we introduce notation for expressing the distribution of $M^\pi(\cdot | x)$.

Definition 3.4 (Distributional successor measure). The *distributional successor measure* (distributional SM) $\bar{\Upsilon}^\pi : \mathcal{X} \rightarrow \mathcal{P}(\mathcal{P}(\mathcal{X}))$ is defined by $\bar{\Upsilon}^\pi(x) = \text{Law}(M^\pi(\cdot | x))$.

Prior to this work, the only conceivable method for zero-shot distributional policy evaluation involved learning p^π and estimating return distributions by sampling rollouts and returns from the learned model. Indeed, we observe that the distributional SM (and thus the SM itself) is mathematically determined by p^π ; see Proposition F.1 in Appendix F for a precise statement and proof of this result. Despite this,

recovering the distributional SM or the SM from p^π in large MDPs is intractable, and SM-like models are known to be more robust to estimation error for long-horizon prediction in continuous MDPs (Janner et al., 2020; Thakoor et al., 2022; Touati et al., 2023). Crucially, unlike an approach to zero-shot distributional evaluation that estimates return distributions by sampling rollouts from a learned p^π and computing MC returns, the distributional SM is *not prone to accumulation of model error*, which results in substantially more accurate estimation, as we show in Section 6.

Proposition 3.2 is the core mathematical insight of the paper; we now develop an algorithmic framework for translating these theoretical ideas into concrete implementations.

3.2. Distributional SM Bellman Equations

A central result in developing temporal-difference methods for learning \mathbb{T}^π is that M^π satisfies a *distributional Bellman equation* (Morimura et al., 2010; Bellemare et al., 2017a).

Proposition 3.5. *Let M^π denote the random discounted state-occupancy measure induced by a policy π . Then M^π can be expressed recursively via a distributional Bellman equation: for all measurable $S \subset \mathcal{X}$, and $X' \sim p^\pi(\cdot | x)$,*

$$M^\pi(S | x) \stackrel{\text{L}}{=} (1 - \gamma)\delta_x(S) + \gamma M^\pi(S | X'). \quad (5)$$

This provides a novel reward-agnostic distributional Bellman equation for random occupancy measures. Note that the multi-dimensional reward distributional Bellman equation studied by Freirich et al. (2019); Zhang et al. (2021b) can be framed as an instance of Equation 5 when \mathcal{X} is finite.

We can also express the distributional SM recursively,

$$\mathbb{T}^\pi(x) = \mathbb{E}_{X' \sim p^\pi(\cdot | x)} [(b_{x,\gamma})_\# \mathbb{T}^\pi(X')] \quad (6)$$

where $b_{x,\gamma} : \mathcal{P}(\mathcal{X}) \rightarrow \mathcal{P}(\mathcal{X})$ is given by $b_{x,\gamma}(\mu) = (1 - \gamma)\delta_x + \gamma\mu$. The notation $f_\# \nu = \nu \circ f^{-1}$ denotes the *pushforward* of a measure ν through a measurable function f . This motivates the following operator on the space of distributional SMs having \mathbb{T}^π as a fixed point, which we refer to as the distributional Bellman operator $\mathcal{T}^\pi : \mathcal{P}(\mathcal{P}(\mathcal{X}))^\mathcal{X} \rightarrow \mathcal{P}(\mathcal{P}(\mathcal{X}))^\mathcal{X}$,

$$(\mathcal{T}^\pi \mathbb{T})(x) = \mathbb{E}_{X' \sim p^\pi(\cdot | x)} [(b_{x,\gamma})_\# \mathbb{T}(X')]. \quad (7)$$

The preceding statements outline a convergent approach for computing the distributional SM by dynamic programming.

Proposition 3.6 (Contractivity of \mathcal{T}^π). *Let d be a metric on \mathcal{X} such that (\mathcal{X}, d) is a Polish space, and let w_d denote the Wasserstein distance on $\mathcal{P}(\mathcal{X})$ with base distance d . If $W : \mathcal{P}(\mathcal{P}(\mathcal{X})) \times \mathcal{P}(\mathcal{P}(\mathcal{X})) \rightarrow \mathbb{R}$ is the Wasserstein distance on $\mathcal{P}(\mathcal{P}(\mathcal{X}))$ with base distance w_d , then*

$$\overline{W}(\mathcal{T}^\pi \mathbb{T}_1, \mathcal{T}^\pi \mathbb{T}_2) \leq \gamma \overline{W}(\mathbb{T}_1, \mathbb{T}_2),$$

where \overline{W} is the ‘supremal’ W metric given by $\overline{W}(\mathbb{T}_1, \mathbb{T}_2) = \sup_{x \in \mathcal{X}} W(\mathbb{T}_1(x), \mathbb{T}_2(x))$.

Corollary 3.7 (Convergent Dynamic Programming). *Under the conditions of Proposition 3.6, if the metric space (\mathcal{X}, d) is compact, then the iterates $(\mathbb{T}_k)_{k=0}^\infty$ given by $\mathbb{T}_{k+1} = \mathcal{T}^\pi \mathbb{T}_k$ converge in \overline{W} to \mathbb{T}^π , for any $\mathbb{T}_0 \in \mathcal{P}(\mathcal{P}(\mathcal{X}))^\mathcal{X}$.*

The proofs of Proposition 3.6 and Corollary 3.7 rely on a novel coupling technique on the doubly-infinite-dimensional space $\mathcal{P}(\mathcal{P}(\mathcal{X}))$, which can be found in Appendix B.1.

4. Representing and Learning the DSM

The distributional SM provides an alternative perspective on distributional reinforcement learning, and opens up possibilities such as zero-shot distributional policy evaluation, which is not achievable with existing approaches to distributional RL. However, to turn these mathematical observations into practical algorithms, we need methods for efficiently *representing* and *learning* the distributional SM.

4.1. Representation by δ -models

As in standard distributional RL, we cannot represent \mathbb{T}^π within an algorithm exactly, as it is comprised of probability distributions, which are objects having infinitely-many degrees of freedom. To make matters more complicated still, these are distributions not over the real numbers (as in standard distributional RL), but over $\mathcal{P}(\mathcal{X})$, which may itself have infinitely-many degrees of freedom if \mathcal{X} is infinite. Thus, a tractable approximate representation is necessary. We propose the *equally-weighted particle (EWP) representation*, which is inspired by the quantile representation of return distributions in standard distributional RL algorithms (Dabney et al., 2018b; Nguyen-Tang et al., 2021). Under this representation, the approximation $\mathbb{T}(x)$ of $\mathbb{T}^\pi(x)$ is represented as a sum of equally-weighted Dirac masses on the set $\mathcal{P}(\mathcal{X})$: $\mathbb{T}(x) = \frac{1}{m} \sum_{i=1}^m \delta_{\theta_i(x)}$, with $\theta_i(x) \in \mathcal{P}(\mathcal{X})$. The approximation problem now reduces to learning appropriate values $(\theta_i(x))_{i=1}^m : x \in \mathcal{X}$ of these Dirac masses. It is important to note that these Dirac masses inhabit the space $\mathcal{P}(\mathcal{X})$ – each Dirac is located on a distribution of state. We must find a set of m state distributions such that the *collection* of the learned distributions is optimal with respect to a metric on $\mathcal{P}(\mathcal{P}(\mathcal{X}))$.

Since each atom $\theta_i(x)$ is a distribution over a potentially large space \mathcal{X} , we propose to represent the atoms as *generative models*, in the spirit of γ -models (Janner et al., 2020). In practice, the generative models can be implemented with function approximators that take as input noise variables similar to the generator of a generative adversarial network (GAN; Goodfellow et al., 2014). We refer to such an EWP model as a δ -model; Figure 2 illustrates its components.

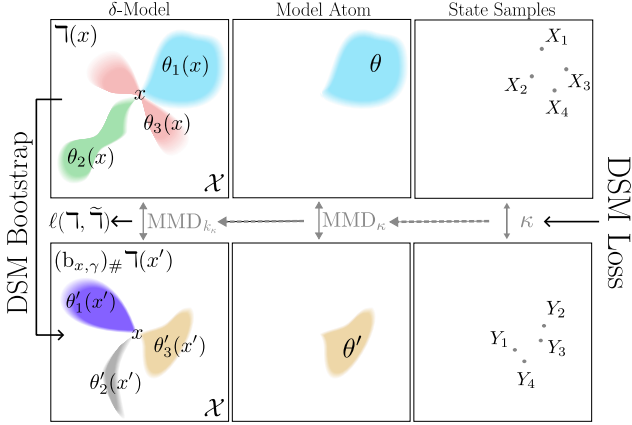


Figure 2: The components of a δ -model (Section 4.1), and the kernels and distances involved in training them (Section 4.2).

Terminology. We have introduced two levels of probability distributions: $\mathbb{T}(x)$ is a distribution over the generative models $\{\theta_i(x)\}_{i=1}^m$; and each $\theta_i(x)$ is a distribution over the state space. To keep track of these two levels, we refer to $\mathbb{T}(x)$ as a **model distribution** (that is, a distribution over generative models), and the generative models $\theta_i(x)$ as **state distributions** or **model atoms**. A generative model $\theta \sim \mathbb{T}(x)$ distributed according to $\mathbb{T}(x)$ is a **model sample**, while a state $X' \sim \theta$ sampled from a generative model is referred to as a **state sample**.

4.2. Learning from Samples

Our goal is to construct an algorithm for learning approximations of the distributions $\mathbb{T}^\pi(x)$, parameterized as δ -models, from data. We construct a temporal-difference learning scheme (Sutton, 1984; Dayan, 1993) to approximately solve the distributional Bellman Equation 5 in this metric space, by updating our δ -model $\mathbb{T}(x)$ to be closer to the transformation described by the right-hand side of the distributional Bellman equation in Proposition 3.5, that is

$$\tilde{\mathbb{T}}(x) := \mathbb{E}_{X' \sim p^\pi(\cdot|x)} \left[\frac{1}{m} \sum_{i=1}^m \delta_{(1-\gamma)x + \gamma\theta_i(X')} \right]. \quad (8)$$

To define an update that achieves this, we will specify a loss function over the space occupied by $\mathbb{T}(x)$ (namely $\mathcal{P}(\mathcal{P}(\mathcal{X}))$), distributions *over* distributions of state); this requires care, since this space has such complex structure relative to standard distributional RL problems. We propose to use the *maximum mean discrepancy* (MMD; Gretton et al., 2012) to construct such a loss. We begin by recalling that for probability distributions p, q over a set \mathcal{Y} , the MMD corresponding to the kernel $\kappa : \mathcal{Y} \times \mathcal{Y} \rightarrow \mathbb{R}$ is defined as

$$\text{MMD}_\kappa^2(p, q) = \mathbb{E} [\kappa(X, X') + \kappa(Y, Y') - 2\kappa(X, Y)] \quad (9)$$

$(X, X') \sim p \otimes p, (Y, Y') \sim q \otimes q.$

State kernel. To compare state distributions $\theta, \theta' \in \mathcal{P}(\mathcal{X})$, we will take a **state kernel** $\kappa : \mathcal{X} \times \mathcal{X} \rightarrow \mathbb{R}$, and aim to compute $\text{MMD}_\kappa(\theta, \theta')$. Since in δ -models we represent state distributions θ, θ' as generative models, we approximate the exact MMD in Equation 9 by instead using samples from the generative models (Gretton et al., 2012, Eq. 3). If we take $X_1, \dots, X_{n_1} \stackrel{\text{i.i.d.}}{\sim} \theta$, and $Y_1, \dots, Y_{n_2} \stackrel{\text{i.i.d.}}{\sim} \theta'$ independently, we obtain the following estimator for $\text{MMD}_\kappa^2(\theta_i, \theta_j)$:

$$\widehat{\text{MMD}}_\kappa^2(X_{1:n_1}, Y_{1:n_2}) := \sum_{\substack{i,j=1 \\ i < j}}^{n_1} \frac{\kappa(X_i, X_j)}{\binom{n_1}{2}} + \sum_{\substack{i,j=1 \\ i < j}}^{n_2} \frac{\kappa(Y_i, Y_j)}{\binom{n_2}{2}} - 2 \sum_{i=1}^{n_1} \sum_{j=1}^{n_2} \frac{\kappa(X_i, Y_j)}{n_1 n_2}. \quad (10)$$

Model kernel. Equation 10 uses the state kernel to define a metric between generative models. However, ultimately we need a loss function defined at the level of *model distributions* $\mathbb{T}(x)$, so that we can define gradient updates that move these quantities towards their corresponding Bellman targets (Equation 8). We now use our notion of distance between state distributions to define a kernel on $\mathcal{P}(\mathcal{X})$ itself, which will allow us to define an MMD over $\mathcal{P}(\mathcal{P}(\mathcal{X}))$, the space of model distributions. To do so, we follow the approach of Christmann & Steinwart (2010, Eq. 6) and Szabo et al. (2015) by defining a **model kernel** $k_\kappa : \mathcal{P}(\mathcal{X}) \times \mathcal{P}(\mathcal{X}) \rightarrow \mathbb{R}$ as a function of MMD_κ . In particular, for each $\theta, \theta' \in \mathcal{P}(\mathcal{X})$, we set

$$k_\kappa(\theta, \theta'; \sigma) = \rho(\text{MMD}_\kappa(\theta, \theta')/\sigma) \quad (11)$$

for $\sigma > 0$, where $\rho : y \mapsto (1 + y^2)^{-1/2}$ is the inverse multiquadric radial basis function. Szabo et al. (2015, Table 1) shows that k_κ is characteristic for this choice of ρ .

DSM MMD loss. We now specify a loss that will allow us to update \mathbb{T} towards the Bellman target in Equation 8, by employing the MMD under the model kernel k_κ :

$$\ell(\mathbb{T}, \tilde{\mathbb{T}}; x) = \text{MMD}_{k_\kappa}^2(\mathbb{T}(x), \tilde{\mathbb{T}}(x)). \quad (12)$$

To build a sample-based estimator of this loss, we take a sampled state transition (x, x') generated by the policy π , and expand the MMD above in terms of evaluations of the kernel k_κ ; writing $\theta_i(x) = (1 - \gamma)\delta_x + \theta_i(x')$, this leads to the following loss for the δ -model representation,

$$\frac{1}{m^2} \sum_{i,j=1}^m [k_\kappa(\theta_i(x), \theta_j(x)) - 2k_\kappa(\theta_i(x), \bar{\theta}_j(\bar{x}))].$$

Finally, to obtain a loss on which we can compute gradients in practice, each model kernel evaluation above can be approximated via Equation 11, with the resulting state kernel MMD estimated via Equation 10. Note that we can sample from distributions of the form $(1 - \gamma)\delta_x + \gamma\theta_i(x')$ by first sampling $Y \sim \text{Bernoulli}(1 - \gamma)$, returning x if $Y = 1$, and otherwise returning an independent sample from $\theta_i(x')$. See Figure 2 for an illustration of how the loss is constructed.

5. Practical Training of δ -models

Heretofore, we introduced a tractable representation and learning rule for estimating the distributional SM from data. This section highlights two techniques that are crucial for stable learning; pseudocode is provided in Appendix A.

5.1. n -step Bootstrapping

The procedure outlined in Section 4.2 computes δ -model targets via one-step bootstrapping. In accordance with Equation 5, the probability mass of the targets due to bootstrapping is γ , which can be large when we are concerned with long horizons. Consequently, the signal-to-noise ratio in the targets is low, which dramatically impedes learning.

Inspired by efforts to reduce the bias of bootstrapping in RL (Watkins, 1989; Sutton & Barto, 2018), we compute n -step targets of the distributional SM. By Equation 5, we have

$$M^\pi(\cdot | x) \stackrel{\mathcal{L}}{=} (1 - \gamma) \sum_{i=0}^{n-1} \gamma^i \delta_{X_i} + \gamma^n M^\pi(\cdot | X_n) \quad (13)$$

where $X_{k+1} \sim p^\pi(\cdot | X_k)$ and $X_0 = x$. An n -step version of the DSM MMD loss can then be obtained by replacing the sampled one-step Bellman targets $(1 - \gamma)\delta_x + \gamma\mathbb{T}(x')$ in Equation 12 with the n -step target $\sum_{k=0}^{n-1} (1 - \gamma)\gamma^k \delta_{x_k} + \gamma^n \theta_i(x_n)$. In analogy with the one-step case, we can sample from this distribution by first sampling Y from a Geometric($1 - \gamma$) distribution, returning x_k if $Y = k < n$, and returning a sample from $\theta_i(x_n)$ otherwise. By increasing n , we decrease the influence of bootstrap samples on the targets, leading to a stronger learning signal grounded in samples from the trajectory.

We found that training stability tends to improve substantially when bootstrap samples account for roughly 80% of the samples in the procedure above. Appendix E includes a more detailed ablation on the choice of n . Notably, this procedure for computing TD targets for generative modeling of occupancy measures is not specific to the distributional SM or δ -models. We anticipate that this technique would generally be useful for training geometric horizon models with longer horizons, which was reported to be a major challenge (Janner et al., 2020; Thakoor et al., 2022).

5.2. Kernel Selection

When training a δ -model with bootstrapped targets, naturally the model/state distributions comprising \mathbb{T}^π are continually evolving. This poses a challenge when selecting the kernels we use in practice, since this non-stationarity prevents us from identifying an appropriate similarity measure *a priori*. As such, we found it necessary to employ *adaptive* kernels that evolve with the distributions being modeled.

Powerful methods in the literature involve adversarially

learning a kernel over a space of parameterized functions. The MMD-GAN (Li et al., 2017; Binkowski et al., 2018) demonstrates how to parameterize characteristic kernels with deep neural networks. Li et al. (2017) shows that for any characteristic kernel $\kappa : \mathcal{Y} \times \mathcal{Y} \rightarrow \mathbb{R}_+$, the function $\kappa \circ f : (x, y) \mapsto \kappa(f(x), f(y))$ is itself a characteristic kernel when $f : \mathcal{X} \rightarrow \mathcal{Y}$ is injective. In their work, f is parameterized as the encoder of an autoencoder network, where the autoencoder training encourages f to be injective.

In the case of the distributional SM, parameterizing the model kernel as an injection on the space of probability measures is a major challenge. Rather, we parameterize an adversarial state kernel following the model of Li et al. (2017), using an invertible neural network based on iResNet (Behrmann et al., 2019). Unlike an autoencoder, this *enforces* injectivity, and to our knowledge, no other work has employed invertible neural networks for modeling an adversarial kernel. It should be noted that the state kernel is itself defined as a parameter of the model kernel used in the comparison of δ -models – thus, by adaptively learning the state kernel, our model kernel is itself adaptive.

We also found that further adaptation of the model kernel through the bandwidth σ improved training. Our approach is based on the *median heuristic* for bandwidth selection in kernel methods (Takeuchi et al., 2006; Gretton et al., 2012). Prior to computing the model MMD, we choose σ^2 to be the median of the pairwise MMD_κ^2 between the model atoms of $\mathbb{T}(x)$ and those of the bootstrap target $\mathbb{T}(x)$. Appendix E ablates on our choice of adaptive kernels.

6. Experimental Results

We evaluate our implementation of the distributional SM on two domains, namely a stochastic “Windy Gridworld” environment, where a pointmass navigates 2D continuous grid subject to random wind force that pushes it towards the corners, and the Pendulum environment (Atkeson & Schaal, 1997). As a baseline, we compare our method to an ensemble of γ -models (Janner et al., 2020), which is almost equivalent to a δ -model, with the difference being that the individual γ -models of the ensemble are trained independently rather than coupled through the model MMD loss. We implement the γ -models with MMD-GAN, similarly to the individual model atoms of a δ -model. We train an ensemble of m γ -models, where m is the number of model atoms in the comparable δ -model implementation of the distributional SM. Conceptually, the γ -model ensemble is expected to capture the *epistemic uncertainty* over the SM, while the distributional SM estimates the aleatoric uncertainty due to randomness of the MDP dynamics and the policy. Alternatively, one can learn a model of the transition kernel p^π and estimate return distributions by rolling out trajectories from the learned model and computing the discounted returns for

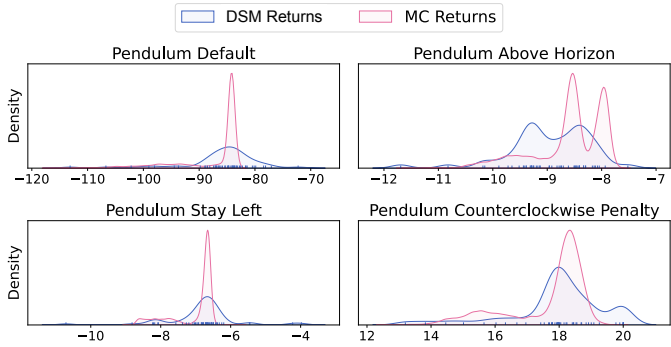


Figure 3a: Return distribution predictions by DSM.

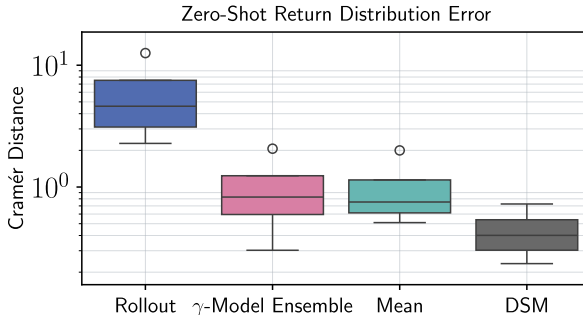


Figure 3b: Quality of return distribution estimates.

those trajectories. Thus, for the purpose of quantitative evaluation, we additionally train a model of p^π (training details are discussed in Appendix D.1) and compare the accuracy of zero-shot return distribution prediction by the distributional SM to those estimated by rolling out trajectories from the forward model as described. Note, however, that beyond any difference in estimation quality, the distributional SM presents a major computational advantage over estimation via p^π : with the distributional successor measure, it is not necessary to sample long episode trajectories.

Visualizing model atoms. In Figure 4a, we examine the model atoms predicted by our implementation of the δ -model trained on data from a uniform random policy in the Windy Gridworld. Due to the nature of the wind in this domain, which always forces the agent to the corner of the quadrant where it is located, a uniform random policy exhibits a multimodal distribution of model atoms, as shown by the colored densities in the top-left. Alternatively, when examining an ensemble of γ -models trained on the same data, we see that the models in the ensemble all predict similar state occupancies which align closely with the SM – crucially, only the distributional SM captures the diversity of “futures” that the agent can experience.

Zero-shot policy evaluation. A unique feature of the distributional SM is that it acts as an operator that transforms reward functions into return distribution functions. We explore the distributions over returns predicted by the distributional SM for several held-out reward functions and analyze their similarity with return distributions estimated by Monte Carlo. Figure 3a showcases return distributions predicted by the distributional SM on four tasks in the Pendulum environment meant to model constraints that may be imposed on the system (Default, Above Horizon, Stay Left, Counterclockwise Penalty; details in Appendix D.3.2). We can see that these predictions capture important statistics, such as the mode and the support of the distributions, which could not be captured by point estimates of the return. Similar results in Windy Gridworld are shown in Appendix D.3.1. For quantitative evaluation,

Figure 3b reports the quality of the return distribution predictions by their dissimilarity to the return distributions estimated by Monte Carlo according to the Cramér distance (Székely & Rizzo, 2013; Bellemare et al., 2017b). We compare the DSM predictions to those computed by three baselines: return distributions estimated by sampling rollouts from a learned transition kernel (labeled Rollout), return distributions imputed from value function predictions among an ensemble of γ -models, and return distributions constructed by placing a Dirac mass at the MC expected return (labeled Mean). Among these baselines and existing methods in the literature, only Rollout can produce proper return distribution estimates *in principal*. However, we find that accumulation of error throughout sampled trajectories prevents this model from achieving reasonable return distributions, which is consistent with the difficulties of accurately rolling out long trajectories from learned forward models (Jafferjee et al., 2020; Abbas et al., 2020; Lambert et al., 2022). While the ensemble of γ -models is not modeling the aleatoric uncertainty of occupancy measures, we find that its superior ability to model long-horizon behavior enables it to estimate return distributions more accurately, achieving similar quality to a Dirac mass centered at the ground truth mean return. The DSM predictions substantially outperform all baselines, demonstrating that the proposed δ -model retains the long-horizon consistency of γ -models, while additionally providing aleatoric uncertainty estimates far beyond the capabilities of the learned p^π .

Risk-sensitive policy selection. Finally, we demonstrate that distributional SMs can be used to effectively rank policies by various risk-sensitive criteria on held-out reward functions. In Figure 4b, we train distributional SMs for two different policies, and use them to predict return distributions for two reward functions. We focus on two functionals of these return distributions, namely the mean and the conditional value at risk at level 0.4 (Rockafellar & Uryasev, 2002, 0.4-CVaR). We see that for both reward functions, the distributional SM accurately estimates both functionals, and is able to correctly identify the superior policy for each criterion. Particularly, for the Lopsided Checkerboard

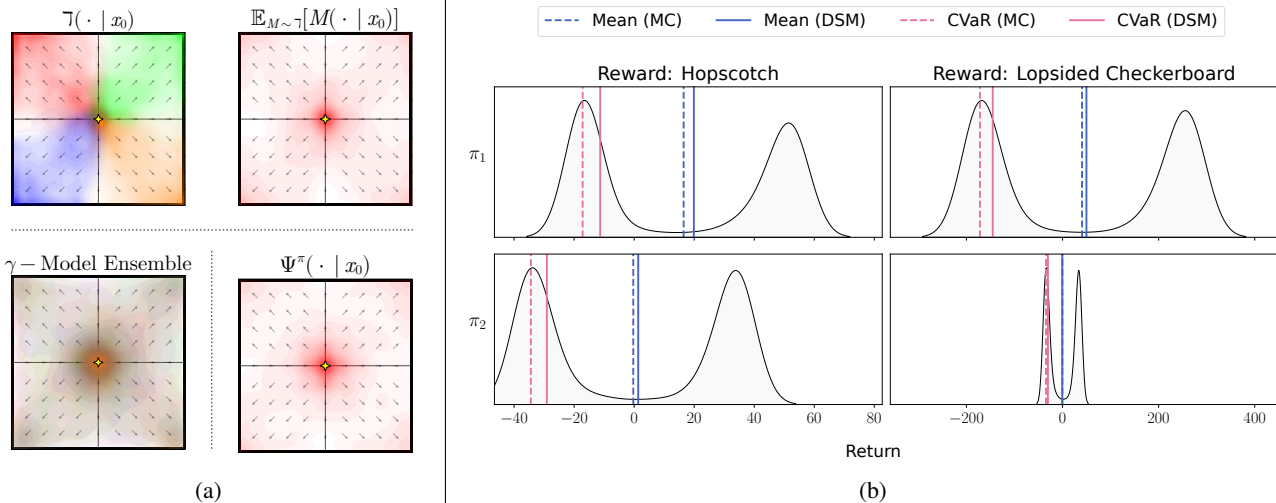


Figure 4: Distributional successor measure predictions in Windy Gridworld. **(4a)**: Figures in the left column show the model atoms predicted by the distributional SM (distinguished by color) and by an ensemble of γ -models. Figures in the right column show the mean over distributional SM model atoms and the SM itself. **(4b)**: Distributional SM predictions of return statistics on held-out reward functions for two policies, π_1, π_2 . For each reward function, the distributional SM correctly ranks policies with respect to both mean and CVaR.

reward, the distributional SM identifies π_1 as superior with respect to mean reward (identified by locations of solid blue lines), and alternatively identifies π_2 as superior with respect to 0.4-CVaR of the return (identified by locations of the solid pink lines). These rankings are validated by the locations of the dashed lines, which are computed by Monte Carlo. We note that, to our knowledge, *no other method can accomplish this feat*. On the one hand, existing distributional RL algorithms could not evaluate the return distributions for held-out reward functions. On the other hand, any algorithm rooted in the SM for zero-shot evaluation can only rank policies by their mean returns, so they must fail to rank π_1, π_2 by at least one of the objectives.

7. Related Work

The successor representation (SR; Dayan, 1993), originally proposed for finite-state MDPs, has recently been expanded to continuous spaces by leveraging both generative models (Janner et al., 2020; Thakoor et al., 2022) and density models (Blier et al., 2021; Blier, 2022). Successor features (SFs; Barreto et al., 2017; 2020) generalize the SR by modelling a discounted sum of state features. These models are notable for their ability to perform both zero-shot policy evaluation (Dayan, 1993; Barreto et al., 2017) and optimization (Borsa et al., 2018; Touati & Ollivier, 2021; Touati et al., 2023).

Closely related to our work is that of Gimelfarb et al. (2021) and Carvalho et al. (2023), which applied the distributional RL techniques of Bellemare et al. (2017a) and Achab et al. (2023) to learn categorical distributions over features, but

did not account for their joint distribution. Gimelfarb et al. (2021) uses these distributions to optimize an entropic risk objective. These approaches also bears a close relationship with the emerging field of multivariate distributional RL (Freirich et al., 2019; Zhang et al., 2021b), which does learn joint distributions over finite dimensional features. In particular Zhang et al. (2021b) make use of an MMD loss for learning multivariate return distributions, building on the scalar approach of Nguyen-Tang et al. (2021). Finally, Vertes & Sahani (2019) consider the task of learning the SR in POMDPs, which they referred to as a distributional SR.

Beyond transferring knowledge across tasks, learning long-term temporal structure can enhance the representation quality of function approximators for individual sequential decision-making problems (Le Lan et al., 2023a; Farebrother et al., 2023; Ghosh et al., 2023), guiding exploration (Jinnai et al., 2019; Machado et al., 2020; Jain et al., 2023), modeling temporal abstraction (Machado et al., 2018; 2023), improving off-policy estimation (Nachum & Dai, 2020; Fujimoto et al., 2021), imitation learning (Sikchi et al., 2023; Pirota et al., 2024), and amortizing planning (Eysenbach et al., 2021; 2022; Thakoor et al., 2022), as well as other forms of risk-sensitive decision making (Zhang et al., 2021a). The successor representation also plays a key explanatory role in understanding generalization in RL (Le Lan et al., 2022; 2023b). Additionally, both distributional RL (Dabney et al., 2020; Lowet et al., 2020) and successor representations (Stachenfeld et al., 2014; 2017; Momennejad et al., 2017) have been shown to provide plausible models for biological phenomena in the brain.

8. Conclusion

This paper presents a fundamentally new approach to distributional RL, which factorizes return distributions into components comprising the immediate reward function and the *distributional successor measure*. This factorisation reveals the prospect of zero-shot distributional policy evaluation. Notably, this enables efficient comparisons between policies on unseen tasks with respect to arbitrary risk criteria, which no other existing methods have demonstrated. We have also presented a tractable algorithmic framework for training δ -models, which approximate the distributional SM with diverse generative models, and have identified crucial techniques for large-scale training of δ -models in practice.

Acknowledgements

The authors would like to thank Eric Zimmermann, Diana Borsa, Marek Petrik, Erick Delage, Nathan U. Rahn, Pierluca D’Oro, Arnav Jain, Max Schwarzer, Igor Mordatch, and Pablo Samuel Castro for their invaluable discussions and feedback on this work. This work was supported by the Fonds de Recherche du Québec, the National Sciences and Engineering Research Council of Canada (NSERC), Calcul Québec, the Digital Research Alliance of Canada, and the Canada CIFAR AI Chair program.

We would also like to thank the Python community whose contributions made this work possible. In particular, this work made extensive use of Jax (Bradbury et al., 2018), Flax (Heek et al., 2023), Optax (Babuschkin et al., 2020), EinOps (Rogozhnikov, 2022), and Seaborn (Waskom, 2021).

Impact Statement

This paper presents work whose goal is to advance the field of Machine Learning. There are many potential societal consequences of our work, none which we feel must be specifically highlighted here.

References

- Abbas, Z., Sokota, S., Talvitie, E., and White, M. Selective dyna-style planning under limited model capacity. In *International Conference on Machine Learning (ICML)*, 2020.
- Achab, M., Alamo, R., Djilali, Y. A. D., Fedyanin, K., and Moulines, E. One-step distributional reinforcement learning. *Transactions on Machine Learning Research (TMLR)*, 2023.
- Amortila, P., Precup, D., Panangaden, P., and Bellemare, M. G. A distributional analysis of sampling-based reinforcement learning algorithms. In *International Conference on Artificial Intelligence and Statistics (AISTATS)*, 2020.
- Atkeson, C. G. and Schaal, S. Robot learning from demonstration. In *International Conference on Machine Learning (ICML)*, 1997.
- Babuschkin, I., Baumli, K., Bell, A., Bhupatiraju, S., Bruce, J., Buchlovsky, P., Budden, D., Cai, T., Clark, A., Danihelka, I., Fantacci, C., Godwin, J., Jones, C., Hemsley, R., Hennigan, T., Hessel, M., Hou, S., Kapturowski, S., Keck, T., Kemaev, I., King, M., Kunesch, M., Martens, L., Merzic, H., Mikulik, V., Norman, T., Quan, J., Papamakarios, G., Ring, R., Ruiz, F., Sanchez, A., Schneider, R., Sezener, E., Spencer, S., Srinivasan, S., Wang, L., Stokowiec, W., and Viola, F. The DeepMind JAX Ecosystem, 2020. URL <https://github.com/google-deeppmind>.
- Barreto, A., Dabney, W., Munos, R., Hunt, J. J., Schaul, T., van Hasselt, H. P., and Silver, D. Successor features for transfer in reinforcement learning. In *Neural Information Processing Systems (NeurIPS)*, 2017.
- Barreto, A., Hou, S., Borsa, D., Silver, D., and Precup, D. Fast reinforcement learning with generalized policy updates. *Proceedings of the National Academy of Sciences (PNAS)*, 117(48):30079–30087, 2020.
- Behrmann, J., Grathwohl, W., Chen, R. T. Q., Duvenaud, D., and Jacobsen, J. Invertible residual networks. In *International Conference on Machine Learning (ICML)*, 2019.
- Bellemare, M. G., Dabney, W., and Munos, R. A distributional perspective on reinforcement learning. In *International Conference on Machine Learning (ICML)*, 2017a.
- Bellemare, M. G., Danihelka, I., Dabney, W., Mohamed, S., Lakshminarayanan, B., Hoyer, S., and Munos, R. The cramer distance as a solution to biased wasserstein gradients. *arXiv:1705.10743*, 2017b.
- Bellemare, M. G., Dabney, W., and Rowland, M. *Distributional Reinforcement Learning*. MIT Press, 2023.
- Binkowski, M., Sutherland, D. J., Arbel, M., and Gretton, A. Demystifying MMD GANs. In *International Conference on Learning Representations (ICLR)*, 2018.
- Blier, L. *Some Principled Methods for Deep Reinforcement Learning*. PhD thesis, Université Paris-Saclay, 2022.
- Blier, L., Tallec, C., and Ollivier, Y. Learning Successor States and Goal-Dependent Values: A Mathematical Viewpoint. *arXiv:2101.07123*, 2021.

- Borsa, D., Barreto, A., Quan, J., Mankowitz, D. J., van Hasselt, H., Munos, R., Silver, D., and Schaul, T. Universal successor features approximators. In *International Conference on Learning Representations (ICLR)*, 2018.
- Bradbury, J., Frostig, R., Hawkins, P., Johnson, M. J., Leary, C., Maclaurin, D., Necula, G., Paszke, A., VanderPlas, J., Wanderman-Milne, S., and Zhang, Q. JAX: composable transformations of Python+NumPy programs, 2018. URL <https://github.com/google/jax>.
- Carvalho, W., Saraiva, A., Filos, A., Lampinen, A. K., Matthey, L., Lewis, R., Lee, H., Singh, S., Rezende, D. J., and Zoran, D. Combining behaviors with the successor features keyboard. In *Neural Information Processing Systems (NeurIPS)*, 2023.
- Christmann, A. and Steinwart, I. Universal kernels on non-standard input spaces. In *Neural Information Processing Systems (NeurIPS)*, 2010.
- Dabney, W., Ostrovski, G., Silver, D., and Munos, R. Implicit quantile networks for distributional reinforcement learning. In *International Conference on Machine Learning (ICML)*, 2018a.
- Dabney, W., Rowland, M., Bellemare, M. G., and Munos, R. Distributional reinforcement learning with quantile regression. In *AAAI Conference on Artificial Intelligence*, 2018b.
- Dabney, W., Kurth-Nelson, Z., Uchida, N., Starkweather, C. K., Hassabis, D., Munos, R., and Botvinick, M. A distributional code for value in dopamine-based reinforcement learning. *Nature*, 577(7792):671–675, 2020.
- Dayan, P. Improving generalization for temporal difference learning: The successor representation. *Neural Computation*, 5(4):613–624, 1993.
- Eysenbach, B., Salakhutdinov, R., and Levine, S. C-learning: Learning to achieve goals via recursive classification. In *International Conference on Learning Representations (ICLR)*, 2021.
- Eysenbach, B., Zhang, T., Levine, S., and Salakhutdinov, R. Contrastive learning as goal-conditioned reinforcement learning. In *Neural Information Processing Systems (NeurIPS)*, 2022.
- Farebrother, J., Greaves, J., Agarwal, R., Le Lan, C., Goroshin, R., Castro, P. S., and Bellemare, M. G. Proto-value networks: Scaling representation learning with auxiliary tasks. In *International Conference on Learning Representations (ICLR)*, 2023.
- Fawzi, A., Balog, M., Huang, A., Hubert, T., Romera-Paredes, B., Barekatin, M., Novikov, A., Ruiz, F. J. R., Schrittwieser, J., Swirszcz, G., Silver, D., Hassabis, D., and Kohli, P. Discovering faster matrix multiplication algorithms with reinforcement learning. *Nature*, 610(7930):47–53, 2022.
- Freirich, D., Shimkin, T., Meir, R., and Tamar, A. Distributional multivariate policy evaluation and exploration with the Bellman GAN. In *International Conference on Machine Learning (ICML)*, 2019.
- Fujimoto, S., Meger, D., and Precup, D. A deep reinforcement learning approach to marginalized importance sampling with the successor representation. In *International Conference on Machine Learning (ICML)*, 2021.
- Ghosh, D., Bhateja, C. A., and Levine, S. Reinforcement learning from passive data via latent intentions. In *International Conference on Machine Learning (ICML)*, 2023.
- Gimelfarb, M., Barreto, A., Sanner, S., and Lee, C.-G. Risk-aware transfer in reinforcement learning using successor features. In *Neural Information Processing Systems (NeurIPS)*, 2021.
- Goodfellow, I., Pouget-Abadie, J., Mirza, M., Xu, B., Warde-Farley, D., Ozair, S., Courville, A., and Bengio, Y. Generative adversarial nets. In *Neural Information Processing Systems (NeurIPS)*, 2014.
- Gretton, A., Borgwardt, K. M., Rasch, M. J., Schölkopf, B., and Smola, A. A kernel two-sample test. *The Journal of Machine Learning Research (JMLR)*, 13(1):723–773, 2012.
- Heek, J., Levskaya, A., Oliver, A., Ritter, M., Rondepierre, B., Steiner, A., and van Zee, M. Flax: A neural network library and ecosystem for JAX, 2023. URL <https://github.com/google/flax>.
- Jafferjee, T., Imani, E., Talvitie, E., White, M., and Bowling, M. Hallucinating value: A pitfall of dyna-style planning with imperfect environment models. *arXiv:2006.04363*, 2020.
- Jain, A. K., Lehnert, L., Rish, I., and Berseth, G. Maximum state entropy exploration using predecessor and successor representations. In *Neural Information Processing Systems (NeurIPS)*, 2023.
- Janner, M., Mordatch, I., and Levine, S. Gamma-models: Generative temporal difference learning for infinite-horizon prediction. In *Neural Information Processing Systems (NeurIPS)*, 2020.
- Jinnai, Y., Park, J. W., Abel, D., and Konidaris, G. Discovering options for exploration by minimizing cover time. In *International Conference on Machine Learning (ICML)*, 2019.

- Lambert, N., Pister, K., and Calandra, R. Investigating compounding prediction errors in learned dynamics models. *arXiv:2203.09637*, 2022.
- Le Gall, J.-F. *Brownian motion, martingales, and stochastic calculus*. Springer, 2016.
- Le Lan, C., Tu, S., Oberman, A., Agarwal, R., and Bellemare, M. G. On the generalization of representations in reinforcement learning. In *International Conference on Artificial Intelligence and Statistics (AISTATS)*, 2022.
- Le Lan, C., Greaves, J., Farebrother, J., Rowland, M., Pedregosa, F., Agarwal, R., and Bellemare, M. G. A novel stochastic gradient descent algorithm for learning principal subspaces. In *International Conference on Artificial Intelligence and Statistics (AISTATS)*, 2023a.
- Le Lan, C., Tu, S., Rowland, M., Harutyunyan, A., Agarwal, R., Bellemare, M. G., and Dabney, W. Bootstrapped representations in reinforcement learning. In *International Conference on Machine Learning (ICML)*, 2023b.
- Li, C., Chang, W., Cheng, Y., Yang, Y., and Póczos, B. MMD GAN: towards deeper understanding of moment matching network. In *Neural Information Processing Systems (NeurIPS)*, 2017.
- Lowet, A. S., Zheng, Q., Matias, S., Drugowitsch, J., and Uchida, N. Distributional reinforcement learning in the brain. *Trends in neurosciences*, 43(12):980–997, 2020.
- Machado, M. C., Rosenbaum, C., Guo, X., Liu, M., Tesauro, G., and Campbell, M. Eigenoption discovery through the deep successor representation. In *International Conference on Learning Representations (ICLR)*, 2018.
- Machado, M. C., Bellemare, M. G., and Bowling, M. Count-based exploration with the successor representation. In *AAAI Conference on Artificial Intelligence*, 2020.
- Machado, M. C., Barreto, A., Precup, D., and Bowling, M. Temporal abstraction in reinforcement learning with the successor representation. *The Journal of Machine Learning Research (JMLR)*, 24(80):1–69, 2023.
- Momennejad, I., Russek, E. M., Cheong, J. H., Botvinick, M. M., Daw, N. D., and Gershman, S. J. The successor representation in human reinforcement learning. *Nature human behaviour*, 1(9):680–692, 2017.
- Morimura, T., Sugiyama, M., Kashima, H., Hachiya, H., and Tanaka, T. Nonparametric return distribution approximation for reinforcement learning. In *International Conference on Machine Learning (ICML)*, 2010.
- Nachum, O. and Dai, B. Reinforcement learning via Fenchel-Rockafellar duality. *arXiv preprint arXiv:2001.01866*, 2020.
- Nguyen-Tang, T., Gupta, S., and Venkatesh, S. Distributional reinforcement learning via moment matching. In *AAAI Conference on Artificial Intelligence*, 2021.
- Pirotta, M., Tirinzoni, A., Touati, A., Lazaric, A., and Olivier, Y. Fast imitation via behavior foundation models. In *International Conference on Learning Representations (ICLR)*, 2024.
- Puterman, M. L. *Markov decision processes: Discrete stochastic dynamic programming*. John Wiley & Sons, 2014.
- Rockafellar, R. T. and Uryasev, S. Conditional value-at-risk for general loss distributions. *Journal of banking & finance*, 26(7):1443–1471, 2002.
- Rogozhnikov, A. Einops: Clear and reliable tensor manipulations with Einstein-like notation. In *International Conference on Learning Representations (ICLR)*, 2022.
- Sikchi, H., Zheng, Q., Zhang, A., and Niekum, S. Dual RL: Unification and new methods for reinforcement and imitation learning. In *International Conference on Learning Representations (ICLR)*, 2023.
- Stachenfeld, K. L., Botvinick, M. M., and Gershman, S. J. Design principles of the hippocampal cognitive map. In *Neural Information Processing Systems (NeurIPS)*, 2014.
- Stachenfeld, K. L., Botvinick, M. M., and Gershman, S. J. The hippocampus as a predictive map. *Nature neuroscience*, 20(11):1643–1653, 2017.
- Sutton, R. S. *Temporal credit assignment in reinforcement learning*. PhD thesis, University of Massachusetts Amherst, 1984.
- Sutton, R. S. and Barto, A. G. *Reinforcement learning: An introduction*. MIT Press, 2018.
- Szabo, Z., Gretton, A., Póczos, B., and Sriperumbudur, B. Two-stage sampled learning theory on distributions. In *International Conference on Artificial Intelligence and Statistics (AISTATS)*, 2015.
- Székely, G. J. and Rizzo, M. L. Energy statistics: A class of statistics based on distances. *Journal of statistical planning and inference*, 143(8):1249–1272, 2013.
- Takeuchi, I., Le, Q. V., Sears, T. D., and Smola, A. J. Nonparametric quantile estimation. *The Journal of Machine Learning Research (JMLR)*, 7:1231–1264, 2006.
- Thakoor, S., Rowland, M., Borsa, D., Dabney, W., Munos, R., and Barreto, A. Generalised policy improvement with geometric policy composition. In *International Conference on Machine Learning (ICML)*, 2022.

- Touati, A. and Ollivier, Y. Learning One Representation to Optimize All Rewards. In *Neural Information Processing Systems (NeurIPS)*, 2021.
- Touati, A., Rapin, J., and Ollivier, Y. Does zero-shot reinforcement learning exist? In *International Conference on Learning Representations (ICLR)*, 2023.
- Vértes, E. and Sahani, M. A neurally plausible model learns successor representations in partially observable environments. In *Neural Information Processing Systems (NeurIPS)*, 2019.
- Villani, C. *Optimal transport: old and new*, volume 338. Springer Science & Business Media, 2008.
- Waskom, M. L. Seaborn: statistical data visualization. *Journal of Open Source Software*, 6(60):3021, 2021.
- Watkins, C. *Learning from delayed rewards*. PhD thesis, King’s College, Cambridge, 1989.
- Yang, D., Zhao, L., Lin, Z., Qin, T., Bian, J., and Liu, T.-Y. Fully parameterized quantile function for distributional reinforcement learning. In *Neural Information Processing Systems (NeurIPS)*, 2019.
- Zhang, J. and Weng, P. Safe distributional reinforcement learning. In *Distributed Artificial Intelligence (DAI)*, volume 13170 of *Lecture Notes in Computer Science*, pp. 107–128. Springer, 2021.
- Zhang, J., Bedi, A. S., Wang, M., and Koppel, A. Cautious reinforcement learning via distributional risk in the dual domain. *IEEE Journal on Selected Areas in Information Theory*, 2(2):611–626, 2021a.
- Zhang, P., Chen, X., Zhao, L., Xiong, W., Qin, T., and Liu, T.-Y. Distributional reinforcement learning for multi-dimensional reward functions. In *Neural Information Processing Systems (NeurIPS)*, 2021b.

A. Algorithm

In this section, we restate the core δ -model update derived in Section 4, including the n -step bootstrapping and adversarial kernel modifications described in Section 5. Source code is provided at <https://github.com/jessefarebro/distributional-sr>.

Algorithm 1 δ -model update.

Require: Policy π with stationary distribution d_π , GAN generator Φ , GAN parameters $\{\zeta_i\}_{i=1}^m$ and target parameters $\{\bar{\zeta}_i\}_{i=1}^m$, discriminator function f , adversarial kernel parameters $\{\xi_i\}_{i=1}^m$, kernel κ , step sizes α, λ , number of state samples s .

while training do

 Set $\xi_i \leftarrow \xi_i + \alpha \nabla_{\xi_i} \ell(\{\zeta_j\}_{j=1}^m, \{\bar{\zeta}_j\}_{j=1}^m, \{\xi_j\}_{j=1}^m)$ for $i = 1, \dots, m$ # Discriminator: maximize model MMD

 Set $\zeta_i \leftarrow \zeta_i - \alpha \nabla_{\zeta_i} \ell(\{\zeta_j\}_{j=1}^m, \{\bar{\zeta}_j\}_{j=1}^m, \{\xi_j\}_{j=1}^m)$ for $i = 1, \dots, m$ # Generator: minimize model MMD

 Set $\bar{\zeta}_i \leftarrow (1 - \lambda)\bar{\zeta}_i + \lambda\zeta_i$ for $i = 1, \dots, m$ # Generator: target parameter update

end while

function $\ell(\{\zeta_i\}_{i=1}^m, \{\bar{\zeta}_i\}_{i=1}^m, \{\xi_i\}_{i=1}^m)$

 Sample $x_1 \sim d_\pi, x_k \sim P^\pi(\cdot | x_{k-1})$ for $k = 2, \dots, n$.

for $i = 1, \dots, m$ **do**

 Sample z_i^1, \dots, z_i^s i.i.d. from GAN noise distribution

 Set $x_i^j \leftarrow \Phi(z_i^j; x_1, \zeta_i)$ for $j = 1, \dots, s$

 Sample $\omega_i^1, \dots, \omega_i^s$ i.i.d. from GAN noise distribution

 and Y_i^1, \dots, Y_i^s i.i.d. from Geometric($1 - \gamma$)

 Set $\bar{x}_i^j \leftarrow \Phi(\omega_i^j; x_n, \bar{\zeta}_i)$ if $Y_i^j \geq n$, else set $\bar{x}_i^j \leftarrow x_{Y_i^j}$, for $j = 1, \dots, s$

 Set $y_i^j \leftarrow f(x_i^j, \xi_i)$ for $j = 1, \dots, s$ # Adversarial Kernel Transformations

 Set $\bar{y}_i^j \leftarrow f(\bar{x}_i^j, \xi_i)$ for $j = 1, \dots, s$

end for

for $i = 1, \dots, m$ **do** # MMDs Between Source Model Atoms

for $i' = 1, \dots, m$ **do**

 Set $d_{i,i'}^s \leftarrow \frac{1}{\binom{s}{2}} \sum_{\substack{l,k=1 \\ l < k}}^s \kappa(y_i^k, y_{i'}^l) + \frac{1}{\binom{s}{2}} \sum_{\substack{l,k=1 \\ l < k}}^s \kappa(y_{i'}^k, y_i^l) - \frac{2}{s^2} \sum_{l,k=1}^s \kappa(y_i^k, y_{i'}^l)$ # Equation 10

end for

end for

for $i = 1, \dots, m$ **do** # MMDs Between Target Model Atoms

for $i' = 1, \dots, m$ **do**

 Set $d_{i,i'}^t \leftarrow \frac{1}{\binom{s}{2}} \sum_{\substack{l,k=1 \\ l < k}}^s \kappa(\bar{y}_i^k, \bar{y}_{i'}^l) + \frac{1}{\binom{s}{2}} \sum_{\substack{l,k=1 \\ l < k}}^s \kappa(\bar{y}_{i'}^k, \bar{y}_i^l) - \frac{2}{s^2} \sum_{l,k=1}^s \kappa(\bar{y}_i^k, \bar{y}_{i'}^l)$

end for

end for

for $i = 1, \dots, m$ **do** # MMDs Across Source and Target Model Atoms

for $i' = 1, \dots, m$ **do**

 Set $d_{i,i'}^{st} \leftarrow \frac{1}{s^2} \sum_{l,k=1}^s \kappa(y_i^k, \bar{y}_{i'}^l) + \frac{1}{s^2} \sum_{l,k=1}^s \kappa(y_{i'}^k, \bar{y}_i^l) - \frac{2}{s^2} \sum_{l,k=1}^s \kappa(y_i^k, \bar{y}_{i'}^l)$

end for

end for

 Set $\sigma^2 = \text{Median}(\text{Concat}(\{d_{i,i'}^s\}, \{d_{i,i'}^t\}, \{d_{i,i'}^{st}\}))$ # Adaptive Model Kernel Bandwidth

 Set $L \leftarrow \frac{1}{m^2} \sum_{i,j=1}^m \left(\rho(\sqrt{d_{i,j}^s}/\sigma^2) + \rho(\sqrt{d_{i,j}^t}/\sigma^2) - 2\rho(\sqrt{d_{i,j}^{st}}/\sigma^2) \right)$ # Model MMD

end function

B. Proofs

Proposition 3.2. *Let M^π denote a random discounted state-occupancy measure for a given policy π . For any deterministic reward function $r : \mathcal{X} \rightarrow \mathbb{R}$, we have*

$$G_r^\pi(x) \stackrel{\mathcal{L}}{=} (1 - \gamma)^{-1} \mathbb{E}_{X' \sim M^\pi(\cdot | x)} [r(X')] . \quad (4)$$

Note that the right-hand side is a random variable, since $M^\pi(\cdot | x)$ itself is a random distribution.

Proof. This result can be verified by a direct calculation. Invoking Definition 3.1, we have

$$\begin{aligned} (M^\pi r)(x) &= \int_{\mathcal{X}} r(x') M^\pi(dx' | x) \\ &\stackrel{\mathcal{L}}{=} \int_{\mathcal{X}} \sum_{t \geq 0} (1 - \gamma) \gamma^t r(x') \delta_{X_t}(dx') \Bigg|_{X_0 = x} \\ &\stackrel{\mathcal{L}}{=} (1 - \gamma) \sum_{t \geq 0} \gamma^t r(X_t) \Bigg|_{X_0 = x} \\ &\stackrel{\mathcal{L}}{=} (1 - \gamma) G_r^\pi(x) \end{aligned}$$

where the third step invokes Fubini's theorem subject to the boundedness of r . The claimed result simply follows by dividing through by $1 - \gamma$. \square

Proposition 3.5. *Let M^π denote the random discounted state-occupancy measure induced by a policy π . Then M^π can be expressed recursively via a distributional Bellman equation: for all measurable $S \subset \mathcal{X}$, and $X' \sim p^\pi(\cdot | x)$,*

$$M^\pi(S | x) \stackrel{\mathcal{L}}{=} (1 - \gamma) \delta_x(S) + \gamma M^\pi(S | X'). \quad (5)$$

Proof. By Definition 3.1, we have

$$\begin{aligned} M^\pi(\cdot | x) &\stackrel{\mathcal{L}}{=} (1 - \gamma) \delta_x + \sum_{t=1}^{\infty} (1 - \gamma) \gamma^t \delta_{X_t} \\ &\stackrel{\mathcal{L}}{=} (1 - \gamma) \delta_x + \gamma \sum_{t=0}^{\infty} (1 - \gamma) \gamma^t \delta_{X_{t+1}} \\ &\stackrel{\mathcal{L}}{=} (1 - \gamma) \delta_x + \gamma M^\pi(\cdot | X'), \end{aligned}$$

with the final equality in distribution following from the Markov property. \square

B.1. Distributional Dynamic Programming

In this section, we demonstrate how the distributional SM can be computed by dynamic programming. Following familiar techniques in the analysis of dynamic programming algorithms, we will demonstrate that the distributional SM is the unique fixed point of a contractive operator, and appeal to the Banach fixed point theorem.

To begin, we will define the operator of interest, which we refer to as the distributional Bellman operator $\mathcal{T}^\pi : \mathcal{P}(\mathcal{P}(\mathcal{X}))^{\mathcal{X}} \rightarrow \mathcal{P}(\mathcal{P}(\mathcal{X}))^{\mathcal{X}}$,

$$(\mathcal{T}^\pi \mathbb{T})(x) = \mathbb{E}_{X' \sim p^\pi(\cdot | x)} [(b_{x,\gamma})_{\#} \mathbb{T}(X')].$$

It follows directly from Equation 6 that $\mathbb{T}^\pi = \mathcal{T}^\pi \mathbb{T}^\pi$.

Proposition 3.6 (Contractivity of \mathcal{T}^π). *Let d be a metric on \mathcal{X} such that (\mathcal{X}, d) is a Polish space, and let w_d denote the Wasserstein distance on $\mathcal{P}(\mathcal{X})$ with base distance d . If $W : \mathcal{P}(\mathcal{P}(\mathcal{X})) \times \mathcal{P}(\mathcal{P}(\mathcal{X})) \rightarrow \mathbb{R}$ is the Wasserstein distance on $\mathcal{P}(\mathcal{P}(\mathcal{X}))$ with base distance w_d , then*

$$\overline{W}(\mathcal{T}^\pi \mathfrak{T}_1, \mathcal{T}^\pi \mathfrak{T}_2) \leq \gamma \overline{W}(\mathfrak{T}_1, \mathfrak{T}_2),$$

where \overline{W} is the ‘‘supremal’’ W metric given by $\overline{W}(\mathfrak{T}_1, \mathfrak{T}_2) = \sup_{x \in \mathcal{X}} W(\mathfrak{T}_1(x), \mathfrak{T}_2(x))$.

Proof. Our approach is inspired by the coupling approach proposed by [Amortila et al. \(2020\)](#). Denote by $\Pi(p, q)$ the set of couplings between distributions p, q .

Let $\Gamma_{1,x'} \in \Pi(\mathfrak{T}_1(x'), \mathfrak{T}_2(x'))$ denote an ϵ -optimal coupling with respect to the Wasserstein distance W , in the sense that

$$\int_{\mathcal{P}(\mathcal{X})} \int_{\mathcal{P}(\mathcal{X})} w_d(p, q) \Gamma_{1,x'}(dp \times dq) \leq W(\mathfrak{T}_1(x'), \mathfrak{T}_2(x')) + \epsilon$$

for arbitrary $\epsilon > 0$. Firstly, we note that $\Gamma_1 \in \Pi((\mathcal{T}^\pi \mathfrak{T}_1)(x), (\mathcal{T}^\pi \mathfrak{T}_2)(x))$, where

$$\Gamma_1 = \int_{\mathcal{X}} p^\pi(dx' | x) [(b_{x,\gamma}, b_{x,\gamma})_\# \Gamma_{1,x'}].$$

Here, $(b_{x,\gamma}, b_{x,\gamma})_\# \Gamma_{1,x'}(A \times B) = \Gamma_{1,x'}(b_{x,\gamma}^{-1}(A) \times b_{x,\gamma}^{-1}(B))$ for measurable $A, B \subset \mathcal{P}(\mathcal{X})$. To see this, we note that for any measurable $P \subset \mathcal{P}(\mathcal{X})$,

$$\begin{aligned} \Gamma_1(P \times \mathcal{P}(\mathcal{X})) &= \int_{\mathcal{X}} p^\pi(dx' | x) \Gamma_{1,x'}(b_{x,\gamma}^{-1}(P) \times \mathcal{P}(\mathcal{X})) \\ &= \int_{\mathcal{X}} p^\pi(dx' | x) \mathfrak{T}_1(x')(b_{x,\gamma}^{-1}(P)) \\ &= \int_{\mathcal{X}} p^\pi(dx' | x) [(b_{x,\gamma})_\# \mathfrak{T}_1(x')](P) \\ &\equiv [(\mathcal{T}^\pi \mathfrak{T}_1)(x)](P), \end{aligned}$$

so that the first marginal of Γ_1 is $(\mathcal{T}^\pi \mathfrak{T}_1)(x)$. Likewise, the second marginal of Γ_1 is $(\mathcal{T}^\pi \mathfrak{T}_2)(x)$, confirming that Γ_1 is a coupling between $(\mathcal{T}^\pi \mathfrak{T}_1)(x)$ and $(\mathcal{T}^\pi \mathfrak{T}_2)(x)$. It follows that

$$\begin{aligned} \overline{W}(\mathcal{T}^\pi \mathfrak{T}_1, \mathcal{T}^\pi \mathfrak{T}_2) &= \sup_{x \in \mathcal{X}} W((\mathcal{T}^\pi \mathfrak{T}_1)(x), (\mathcal{T}^\pi \mathfrak{T}_2)(x)) \\ &\leq \sup_{x \in \mathcal{X}} \int_{\mathcal{P}(\mathcal{X})} \int_{\mathcal{P}(\mathcal{X})} w_d(p, q) \Gamma_1(dp \times dq) \\ &= \sup_{x \in \mathcal{X}} \int_{\mathcal{P}(\mathcal{X})} \int_{\mathcal{P}(\mathcal{X})} \int_{\mathcal{X}} w_d(p, q) p^\pi(dx' | x) [(b_{x,\gamma}, b_{x,\gamma})_\# \Gamma_{1,x'}](dp \times dq) \\ &= \sup_{x, x' \in \mathcal{X}} \int_{\mathcal{P}(\mathcal{X})} \int_{\mathcal{P}(\mathcal{X})} w_d(b_{x,\gamma}(p), b_{x,\gamma}(q)) \Gamma_{1,x'}(dp \times dq). \end{aligned}$$

We now claim that $w_d(b_{x,\gamma}(p), b_{x,\gamma}(q)) \leq \gamma w_d(p, q)$ for any $p, q \in \mathcal{P}(\mathcal{X})$. To do so, let $\Gamma_2 \in \Pi(p, q)$ be an optimal coupling with respect to w_d , which is guaranteed to exist since (\mathcal{X}, d) is a Polish space ([Villani, 2008](#)). Define $\Gamma_3 \in \mathcal{P}(\mathcal{X} \times \mathcal{X})$ such that

$$\Gamma_3 = (1 - \gamma)\delta_{(x,x)} + \gamma\Gamma_2.$$

It follows that, for any measurable $X \subset \mathcal{X}$,

$$\begin{aligned} \Gamma_3(X \times \mathcal{X}) &= (1 - \gamma)\delta_{(x,x)}(X \times \mathcal{X}) + \gamma\Gamma_2(X \times \mathcal{X}) \\ &= (1 - \gamma)\delta_x(X) + \gamma\Gamma_2(X \times \mathcal{X}) \\ &= (1 - \gamma)\delta_x(X) + \gamma p(X) \\ &= b_{x,\gamma}(p)(X) \end{aligned}$$

which confirms that $b_{x,\gamma}(p)$ is the first marginal of Γ_3 . An analogous argument for the second marginal shows that Γ_3 is a coupling between $b_{x,\gamma}(p)$, $b_{x,\gamma}(q)$. So, we see that

$$\begin{aligned} w_d(b_{x,\gamma}(p), b_{x,\gamma}(q)) &= \inf_{\Gamma \in \Pi(b_{x,\gamma}(p), b_{x,\gamma}(q))} \int_{\mathcal{X}} \int_{\mathcal{X}} d(y, y') \Gamma(dy \times dy') \\ &\leq \int_{\mathcal{X}} \int_{\mathcal{X}} d(y, y') \Gamma_3(dy \times dy') \\ &= (1 - \gamma)d(x, x) + \gamma \int_{\mathcal{X}} \int_{\mathcal{X}} d(y, y') \Gamma_2(dy \times dy') \\ &= \gamma w_d(p, q). \end{aligned}$$

Now, continuing the bound from earlier, we have

$$\begin{aligned} \overline{W}(\mathcal{T}^\pi \overline{\tau}_1, \mathcal{T}^\pi \overline{\tau}_2) &\leq \sup_{x, x' \in \mathcal{X}} \int_{\mathcal{P}(\mathcal{X})} \int_{\mathcal{P}(\mathcal{X})} w_d(b_{x,\gamma}(p), b_{x,\gamma}(q)) \Gamma_{1,x'}(dp \times dq) \\ &\leq \gamma \sup_{x \in \mathcal{X}} \int_{\mathcal{P}(\mathcal{X})} \int_{\mathcal{P}(\mathcal{X})} w_d(p, q) \Gamma_{1,x}(dp \times dq) \\ &\leq \gamma \sup_{x \in \mathcal{X}} [W(\overline{\tau}_1(x), \overline{\tau}_2(x)) + \epsilon] \\ &= \gamma \overline{W}(\overline{\tau}_1, \overline{\tau}_2) + \gamma \epsilon \end{aligned}$$

Thus, since $\epsilon > 0$ was arbitrary, the claim follows. □

Corollary 3.7 (Convergent Dynamic Programming). *Under the conditions of Proposition 3.6, if the metric space (\mathcal{X}, d) is compact, then the iterates $(\overline{\tau}_k)_{k=0}^\infty$ given by $\overline{\tau}_{k+1} = \mathcal{T}^\pi \overline{\tau}_k$ converge in \overline{W} to $\overline{\tau}^\pi$, for any $\overline{\tau}_0 \in \mathcal{P}(\mathcal{P}(\mathcal{X}))^\mathcal{X}$.*

Proof. Prior to applying the Banach fixed point theorem it is necessary to ensure that \overline{W} is finite on $\mathcal{P}(\mathcal{P}(\mathcal{X}))^\mathcal{X}$ to ensure that a fixed point will be reached. Since \mathcal{X} is compact and metrics are continuous, it follows that the metric d is bounded over \mathcal{X} , that is,

$$\sup_{x, y \in \mathcal{X}} d(x, y) \leq C < \infty$$

for some constant C . As such, the Wasserstein distance w_d , as an expectation over distances measured by d , is also bounded by C , and following the same logic, the metrics W, \overline{W} are bounded by C . Then, since it is clear from equation 6 and equation 7 that $\overline{\tau}^\pi = \mathcal{T}^\pi \overline{\tau}^\pi$, we have

$$\begin{aligned}
\overline{W}(\Upsilon_k, \Upsilon^\pi) &= \overline{W}(\mathcal{T}^\pi \Upsilon_{k-1}, \Upsilon^\pi) \\
&= \overline{W}(\mathcal{T}^\pi \Upsilon_{k-1}, \mathcal{T}^\pi \Upsilon^\pi) \\
&\leq \gamma \overline{W}(\Upsilon_{k-1}, \Upsilon^\pi)
\end{aligned}$$

where the final step leverages the contraction provided by Proposition 3.6. Then, repeating $k - 1$ times, we have

$$\begin{aligned}
\overline{W}(\Upsilon_k, \Upsilon^\pi) &\leq \gamma^k \overline{W}(\Upsilon_0, \Upsilon^\pi) \\
&\leq \gamma^k C
\end{aligned}$$

Since $|\gamma| < 1$ and C is finite, it follows that $\overline{W}(\Upsilon_k, \Upsilon^\pi) \rightarrow 0$, and since \overline{W} is a metric, $\Upsilon_k \rightarrow \Upsilon^\pi$ in \overline{W} . \square

C. Further Discussion and Extensions

C.1. Examples of Distributional SMs in Finite-State-Space Environments

In this section, we include several examples to illustrate the breadth of distributions on the simplex that can be obtained as distributional SMs for simple environments.

Figure 5 illustrates a kernel density approximation to the distributional SM in a three-state MDP, with state-transition kernel given by

$$\begin{pmatrix} 0.5 & 0.5 & 0 \\ 0 & 0 & 1 \\ 1/3 & 1/3 & 1.3 \end{pmatrix},$$

and a discount factor of $\gamma = 0.7$. The figure is specifically created by generating 1,000 trajectories of length 100, which are then converted into visitation distributions, serving as approximate samples of the distributional SM, and a kernel density estimator (KDE) is then fitted; we use Seaborn’s `kdeplot` method with default parameters (Waskom, 2021). Also included in the figure are corresponding return distribution estimates, obtained by using the identity in Equation 4 with the generated samples described above, and again using a KDE plot of the resulting return distribution estimator. Observe that since the second state transitions deterministically into the third state, the distributional SM for the second state is a scaling and translation of the distributional SM of the third state, as predicted by the distributional SM Bellman equation in Equation 5.

In Figure 6, we plot a Monte Carlo approximation to the distributional SM in a three-state environment in which there is an equal probability of jumping to each state in every transition, and the discount factor is $\gamma = 0.5$. The distributions over the simplex in this case are instances of the Sierpiński triangle, a fractal distribution that is neither discrete nor absolutely continuous with respect to Lebesgue measure on the simplex. This can be viewed as a higher-dimensional analogue of the Cantor distribution described in the context of distributional reinforcement learning in Bellemare et al. (2023, Example 2.11). These plots were generated using 10,000 samples per state, with an episode length of 100.

C.2. Stochastic reward functions

In the main paper, we make a running assumption that the rewards encountered at each state are given by a deterministic assumption. In full generality, Markov decision processes allow for the state-conditioned reward to follow a non-trivial probability distribution. In this section, we briefly describe the main issue with extending our approach to dealing with stochastic rewards.

The issue stems from the fact that the mapping from sequences of state $(X_k)_{k \geq 0}$ to the corresponding occupancy distribution $\sum_{k=0}^{\infty} \gamma^k \delta_{X_k}$ is often not injective. To see why, consider an environment with four states x_0, x_1, x_2, x_3 (including a terminal state x_3 , which always transitions to itself). Consider two state sequences:

$$\begin{aligned}
&(x_0, x_1, x_2, x_2, x_3, x_3, \dots), \\
&(x_0, x_2, x_1, x_1, x_3, x_3, \dots).
\end{aligned}$$

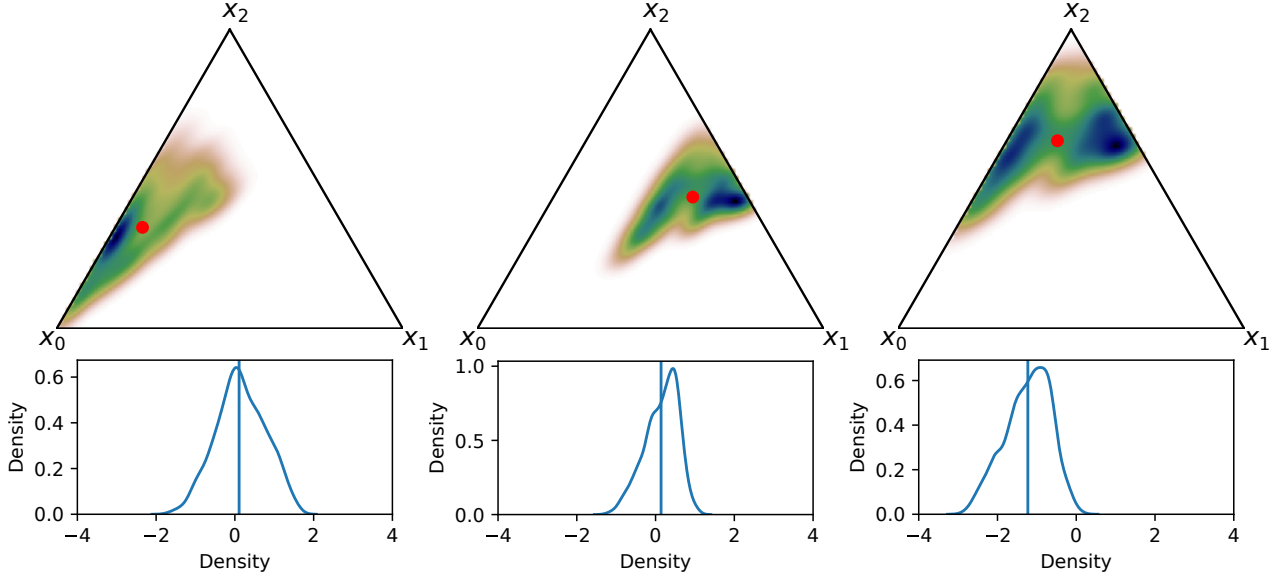


Figure 5: **Top:** Kernel density estimate of distributional SM. Red dot represents the standard SR. **Bottom:** Kernel density estimates of return distributions, obtained via distributional SM. Vertical lines represent expected return, obtained from standard SR.

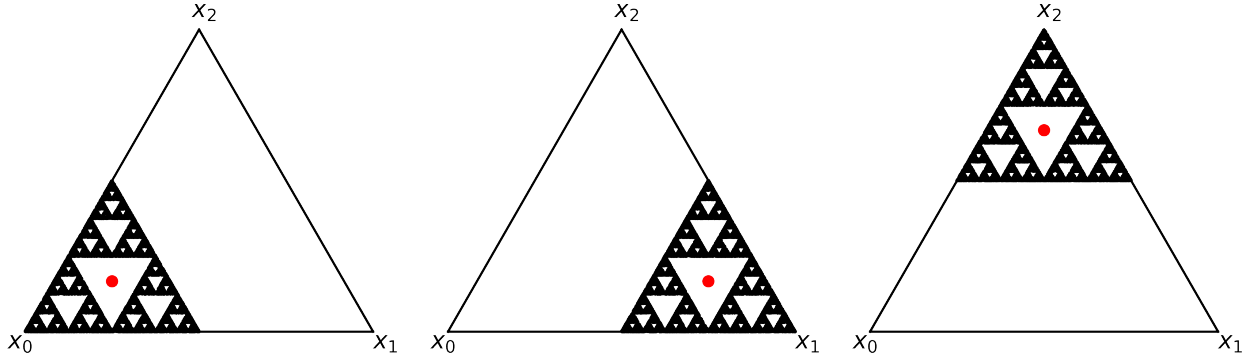


Figure 6: Monte Carlo estimation of the distributional SM at states x_0 , x_1 , and x_2 , in a three-state MDP. Each distribution is supported on a copy of the fractal Sierpiński triangle. Red dot represents the standard SR.

These sequences give rise to the visitation distributions

$$\begin{aligned} & (1 - \gamma)\delta_{x_0} + (1 - \gamma)\gamma\delta_{x_1} + (1 - \gamma)(\gamma^2 + \gamma^3)\delta_{x_2} + \gamma^4\delta_{x_3}, \\ & (1 - \gamma)\delta_{x_0} + (1 - \gamma)(\gamma^2 + \gamma^3)\delta_{x_1} + (1 - \gamma)\gamma\delta_{x_2} + \gamma^4\delta_{x_3}. \end{aligned}$$

Now suppose $\gamma = \gamma^2 + \gamma^3$; clearly there is a value of $\gamma \in (0, 1)$ satisfying this equation. But for this value of γ , the two visitation distributions above are identical. In the case of deterministic state-conditioned rewards, the two corresponding returns are also identical in this case. However, in the case of non-deterministic returns, the corresponding distributions over return are distinct. To give a concrete case, consider the setting in which all rewards are deterministically 0, except at state x_1 , where they are given by the $N(0, 1)$ distribution. Then under the first visitation distribution, the corresponding return distribution is the distribution of γZ (where $Z \sim N(0, 1)$), which has distribution $N(0, \gamma^2)$. In contrast, the return distribution for the second visitation distribution is the distribution of $\gamma^2 Z + \gamma^3 Z'$ (where $Z, Z' \stackrel{\text{i.i.d.}}{\sim} N(0, 1)$), which has distribution $N(0, \gamma^4 + \gamma^6)$. However, $\gamma^2 \neq \gamma^4 + \gamma^6$, and hence these distributions are not equal.

These observations mean that the framework *can* be extended to handle stochastic rewards in cycle-less environments; that is, environments where each state can be visited at most once in a given trajectory. This incorporates the important class of

finite-horizon environments.

C.3. The successor measure as a linear operator

Here, we recall a key notion from [Blier et al. \(2021\)](#) used in several proofs that follow. Successor measures act naturally as linear operators on the space $B(\mathcal{X})$ of bounded measurable functions, much in the same way as Markov kernels act as linear operators (see e.g. [Le Gall \(2016\)](#)). Particularly, for any $f \in B(\mathcal{X})$, we write

$$(\Psi^\pi f)(x) = \int_{\mathcal{X}} f(x') \Psi^\pi(dx' | x), \tag{14}$$

noting that $\Psi^\pi(\cdot | x)$ is a (probability) measure for each $x \in \mathcal{X}$. Through this linear operation, the successor measure transforms reward functions $r : \mathcal{X} \rightarrow \mathbb{R}$ to value functions V_r^π ,

$$\begin{aligned} (1 - \gamma)V_r^\pi(x) &= \mathbb{E}_\pi \left[\sum_{t \geq 0} (1 - \gamma)\gamma^t r(X_t) \mid X_0 = x \right] \\ &= \mathbb{E}_{X' \sim \Psi^\pi(\cdot | x)} [r(X_t)] \\ &= (\Psi^\pi r)(x). \end{aligned}$$

D. Experimental Details

In this section, we provide additional details relating to the experiments in the main paper.

D.1. Baselines

To avoid confounders in our comparative analysis, our baselines were built with largely the same neural architecture and loss as the δ -models that we train.

γ -Model Ensemble An ensemble of γ models is structurally equivalent to a δ -model: each member of the ensemble is an equally-weighted model atom. Thus, we train the γ -model ensemble in the same way as the δ -model, but we substitute the model MMD loss with an sum over state MMD losses corresponding to the model atoms.

Transition Kernel In our experiments involving the learned transition kernel P^π , we again inherit the architecture from the δ -model. Note that P^π is effectively equivalent to a δ -model trained with $\gamma = 0$ and with one model atom. One small adjustment is necessary: a δ -model with $\gamma = 0$ will model the distribution over the source state (that is, each model atom will represent a Dirac at the source state) as defined in Equation 5. To account for this, we can simply shift indices of target states by one timestep, in order to predict the distribution over next states.

D.2. Hyperparameters

Unless otherwise specified the default hyperparameters used for our implementation of δ -model are outlined in Table 1. Certain environment specific hyperparameters can be found in Appendix D.3.

D.3. Environment Details

Below we provide specifics of the environments utilized for the experimental results in the paper.

D.3.1. WINDY GRIDWORLD

When training a δ -model for the Windy Gridworld experiments, we use 4 model atoms and train for 1 million gradient steps. Our experiments in Section 5 involve two reward functions, namely `Hopscotch` and `Lopsided Checkerboard`. These reward functions have constant rewards in each quadrant, as shown in Figure 7.

Moreover, we provide some additional visualizations on predicted return distributions from our distributional SM implementation in Figure 8.

Table 1: Default hyperparameters for δ -model.

Hyperparameter	Value
Generator Network	MLP(3-layers, 256 units, ReLU)
Generator Optimizer	Adam($\beta_1 = 0.9, \beta_2 = 0.999$)
Generator Learning Rate	$6.25e - 5$
Discriminator Network	iResMLP(2 layers \times 2 blocks, 256 units, ReLU)
Discriminator Optimizer	Adam($\beta_1 = 0.9, \beta_2 = 0.999$)
Discriminator Learning Rate	$6.25e - 5$
Discriminator Feature Dimensionality	8 output features
Model Kernel	InverseMultiQuadric
Adaptive Model Kernel (Median Heuristic)	True
State Kernel	RationalQuadricKernel($\mathcal{A} = \{0.2, 0.5, 1.0, 2.0, 5.0\}$)
Adaptive State Kernel (Adversarial Kernel)	True
Horizon (n -step)	5
Discount Factor (γ)	0.95
Batch Size	32
Number of State Samples	32
Number of Model Samples	51
Target Parameter Step Size (λ)	0.01
Noise Distribution	$\omega \in \mathbb{R}^8 \sim \mathcal{N}(0, I)$
Number of Gradient Updates	3e6

Lopsided Checkerboard

15	-10
-2	2

Hopscotch

3	-1
-2	2

Figure 7: Reward functions for Windy Gridworld.

Notably, Figure 8 demonstrates that the distributional SM correctly predict the fraction of futures that enter the red region, which demonstrates that the distributional SM is can detect when a policy will be likely to violate novel constraints.

D.3.2. PENDULUM

When training a δ -model for the Pendulum experiments, we use 51 model atoms and train for 3 million gradient steps.

Our experiments on the Pendulum environment involve zero-shot policy evaluation for rewards that are held out during training. We considered four reward functions, namely `Default`, `Above Horizon`, `Stay Left`, and `Counterclockwise Penalty`, which we describe below.

All reward functions are defined in terms of the pendulum angle $\theta \in [-\pi, \pi]$, its angular velocity $\dot{\theta}$, and the action $a \in \mathbb{R}$. The reward functions are given by

$$\begin{aligned}
 r_{\text{Default}}(\theta, \dot{\theta}, a) &= -\left(\theta^2 + 0.1\dot{\theta}^2 + 0.001a^2\right) \\
 r_{\text{Above Horizon}}(\theta, \dot{\theta}, a) &= -(\mathbb{1}\{\theta \geq \pi/2\} + 0.1a^2) \\
 r_{\text{Stay Left}}(\theta, \dot{\theta}, a) &= \min(0, \sin \theta) \\
 r_{\text{CCW Penalty}}(\theta, \dot{\theta}, a) &= \mathbb{1}\{\dot{\theta} < 0\}
 \end{aligned}$$

These reward functions (aside from `Default`) were chosen to model potential constraints that can be imposed on the system after a learning phase. The `Above Horizon` reward imposes extra penalty whenever the pendulum is below the horizon, which may model the presence of an obstacle under the horizon. The `Stay Left` reward reinforces the system

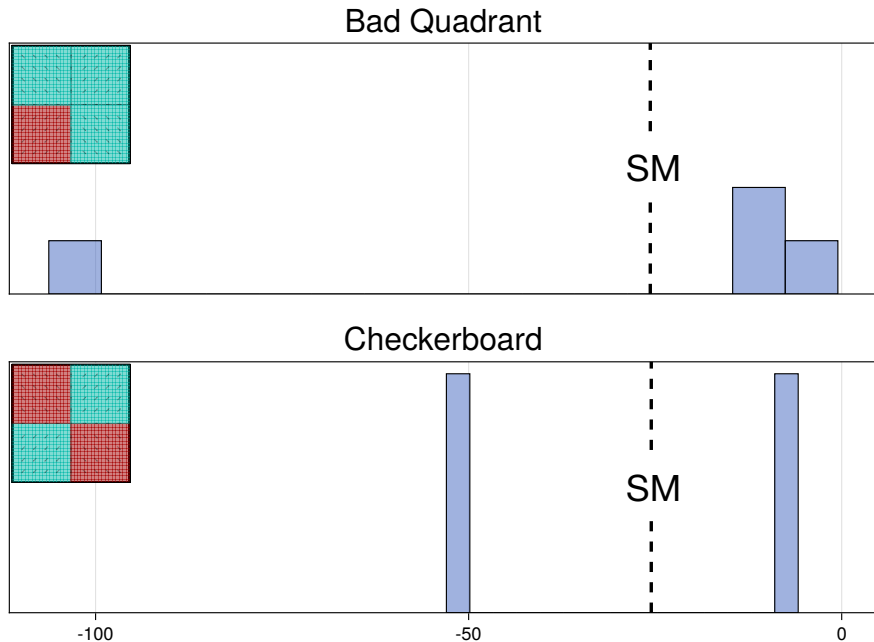


Figure 8: Return distribution predictions in Windy Gridworld under the uniform random policy where the source state is the origin. Each row represents a separate reward function depicted by the inset grids, with red regions denoting negative reward.

when the pendulum points further to the left, which could, for instance, indicate a different desired target for the pendulum. Finally, the `Counterclockwise Penalty` ($r_{\text{CCW Penalty}}$ above) reinforces the system for rotating clockwise, which can model a constraint on the motor.

E. Ablation Experiments

As mentioned in Section 5 there are several practical considerations when learning δ -models. We further expand on three crucial details: n -step bootstrapping, adaptive kernels, and how the number of model atoms affects our approximation error.

n -step bootstrapping. In order to allow δ -models to learn longer horizons than typically possible with γ -models (Janner et al., 2020) we employ the use of n -step bootstrapping when constructing our target distribution. The choice of n is critical; if n is too small, the update is over-reliant on bootstrapping, leading to instability. Conversely, for large n it becomes impractical to store long sequences.

For these reasons it is worth understanding how δ -models interacts with the value of n , which can help guide the selection of this parameter for any type of geometric horizon model (e.g., Janner et al., 2020; Thakoor et al., 2022). To this end, we perform a sweep over $n \in \{1, 2, \dots, 10\}$ to understand how this affects the Wasserstein distance between the DSM-estimated return compared to the empirical MC return distribution. We train a δ -model with $\gamma = 0.95$ for each n on the Pendulum environment with all other hyperparameters remaining fixed as in Appendix D.2. Figure 9 (left) shows the Wasserstein distance averaged over 9 source states for the four reward functions outlined in Appendix D.3.2.

We can see that n -step bootstrapping does indeed help us to learn better approximations until around $n = 5$ where the benefits are less clear. This corresponding to the bootstrapped term accounting for $\approx 80\%$ of the probability mass of the target distribution.

Adversarial kernel. Given the non-stationary of our target distributions, we found it crucial to employ an adaptive kernel in the form of an adversarial kernel (Li et al., 2017) for the state kernel. Note that the model kernel is itself a function of the state kernel so by learning an adversarial state kernel we are able to adapt our model kernel as well.

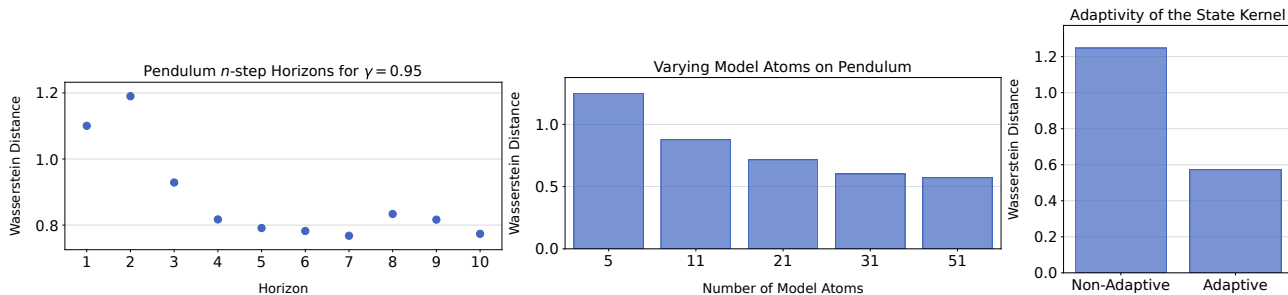


Figure 9: Each subplot indicates the Wasserstein distance of the DSM versus the empirical MC return distributions on 9 source states for 4 reward functions on Pendulum. **Left:** Varying the value of n in the δ -model multi-step bootstrapped target. **Middle:** varying the number of model atoms. **Right:** Selectively applying an adaptive (adversarial) or non-adaptive state kernel.

To validate our decision to employ an adversarial kernel we train a δ -model with and without an adaptive kernel. The adaptive kernel is the one described in Appendix D.2. The non-adaptive kernel omits the application of the learned embedding network, that is, the kernel is a mixture of rational quadric kernels,

$$\rho(d) = \sum_{\alpha \in \mathcal{A}} \left(1 + \frac{d}{2\alpha}\right)^{-\alpha},$$

for $\mathcal{A} = \{0.2, 0.5, 1.0, 2.0, 5.0\}$ as per Binkowski et al. (2018). Figure 9 (right) shows that the Wasserstein distance is nearly halved when applying the adversarial kernel.

Number of model atoms. As the number of model atoms increases we expect to better approximate \mathbb{T}^π . To get an idea of how our approximation is improving as we scale the number of atoms we compare the Wasserstein distance from our δ -model to the empirical MC return distributions for $\{5, 11, 21, 31, 41, 51\}$ model atoms. These results are presented in Figure 9 (Middle). As expected we obtain a better approximation to \mathbb{T}^π when increasing the number of model atoms. Further scaling the number of model atoms should continue to improve performance at the cost of compute. This is a desirable property for risk-sensitive applications where better approximations are required.

F. Additional Results

Proposition F.1. *The distributional SM is determined by the standard SR. In other words, given Ψ^π , one can mathematically derive \mathbb{T}^π .*

Proof. To establish Proposition F.1, it suffices to show that the one-step transition kernel p^π for a given policy π can be recovered exactly from Ψ^π . This is because p^π contains all possible structural information about the environment and the policy’s dynamics, so it contains all information necessary to construct the distributional SM. When \mathcal{X} is finite, Lemma F.2 shows that Ψ^π encode p^π , and Lemma F.3 demonstrates this for the more general class of state space \mathcal{X} considered in this paper. \square

Lemma F.2. *Let \mathcal{X} be finite, and let Ψ^π denote the successor representation for a given policy π . Then p^π can be recovered exactly from Ψ^π .*

Proof. Consider a policy $\pi : \mathcal{X} \rightarrow \mathcal{P}(\mathcal{A})$ with discounted visitation distributions Ψ^π . We consider the state transition matrix $P^\pi \in \mathbb{R}^{|\mathcal{X}| \times |\mathcal{X}|}$ where $P_{x,x'}^\pi = p^\pi(x' | x)$. Recall that $\Psi^\pi = (1 - \gamma)(I - \gamma P^\pi)^{-1}$, so rearranging we have $P^\pi = \gamma^{-1}(I - (1 - \gamma)(\Psi^\pi)^{-1})$. Therefore the one-step state-to-state transition probabilities are determined by Ψ^π , and since \mathbb{T}^π is a function of the one-step transition probabilities, the conclusion follows. \square

Lemma F.3. *Let \mathcal{X} be a complete, separable metric space endowed with its Borel σ -field Σ , and let Ψ^π denote the successor measure for a given policy π . Then Ψ^π encodes p^π , in the sense that p^π can be expressed as a function of Ψ^π alone.*

Proof. Recall the definition of the successor measure $\Psi^\pi : \Sigma \rightarrow \mathbb{R}^+$,

$$\Psi^\pi(A | x) = (1 - \gamma) \sum_{t \geq 0} \gamma^t \Pr(X_t \in A | X_0 = x).$$

As shown above in Appendix C.3, Ψ^π acts as a linear operator on $B(\mathcal{X})$ according to $(\Psi^\pi f)(x) = \mathbb{E}_{X' \sim \Psi^\pi(\cdot | x)} [f(X')]$. We denote by $P^\pi : B(\mathcal{X}) \rightarrow B(\mathcal{X})$ the Markov kernel corresponding to p^π , where $B(\mathcal{X})$ denotes the space of bounded and measurable functions on \mathcal{X} . The operator P^π acts on a function $f \in B(\mathcal{X})$ according to

$$(P^\pi f)(x) = \int_{\mathcal{X}} f(x') p^\pi(dx' | x) = \mathbb{E}_{X' \sim p^\pi(\cdot | x)} [f(X')].$$

That is, $(P^\pi f)(x)$ computes the expected value of f over the distribution of next states, conditioned on a starting state. Returning to the definition of the successor measure, for any $f \in B(\mathcal{X})$, we have

$$\begin{aligned} (\Psi^\pi f)(x) &= \int_{\mathcal{X}} f(x') \Psi^\pi(dx' | x) \\ &= (1 - \gamma) \int_{\mathcal{X}} f(x') \sum_{t \geq 0} \gamma^t (p^\pi)^t(dx' | x) \\ &= (1 - \gamma) \sum_{t \geq 0} \gamma^t \int_{\mathcal{X}} f(x') (p^\pi)^t(dx' | x) \\ &= (1 - \gamma) \sum_{t \geq 0} \gamma^t ((P^\pi)^t f)(x) \end{aligned}$$

where the third step invokes Fubini's theorem, given the boundedness of f and p^π . We have shown that

$$\Psi^\pi = (1 - \gamma) \sum_{t \geq 0} \gamma^t (P^\pi)^t,$$

where the correspondence is with respect to the interpretation of Ψ^π as a linear operator on $B(\mathcal{X})$. [Blier et al. \(2021, Theorem 2\)](#) show that $\sum_{t \geq 0} \gamma^t (P^\pi)^t = (\text{id} - \gamma P^\pi)^{-1}$ as linear operators on $B(\mathcal{X})$, where id is the identity map on $B(\mathcal{X})$. As a consequence, Ψ^π is proportional to the inverse of a linear operator, so it is itself an invertible linear operator, where

$$(\Psi^\pi)^{-1} = \frac{1}{1 - \gamma} (\text{id} - \gamma P^\pi)$$

and hence

$$P^\pi = \gamma^{-1} (\text{id} - (1 - \gamma)(\Psi^\pi)^{-1}).$$

Again, the correspondence is established for P^π as a linear operator on $B(\mathcal{X})$. However, we can now recover the measures $p^\pi(\cdot | x)$ according to

$$\begin{aligned} p^\pi(A | x) &= \int_A p^\pi(dx' | x) \\ &= \int_{\mathcal{X}} \chi_A(x') p^\pi(dx' | x) && (\chi_A(y) \triangleq \mathbb{1}\{y \in A\}) \\ &= (P^\pi \chi_A)(x) \\ &= (\gamma^{-1} (\text{id} - (1 - \gamma)(\Psi^\pi)^{-1}) \chi_A)(x) \end{aligned}$$

where $\chi_A \in B(\mathcal{X})$ for any measurable set A . Thus, we have shown that $p^\pi(\cdot | x)$ can be reconstructed from Ψ^π alone, as claimed. \square