

# De Sitter horizon entropy from a simplicial Lorentzian path integral

Bianca Dittrich,<sup>1,2,\*</sup> Ted Jacobson,<sup>3,1,†</sup> and José Padua-Argüelles<sup>1,4,‡</sup>

<sup>1</sup>*Perimeter Institute, 31 Caroline Street North, Waterloo, ON, N2L 2Y5, Canada*

<sup>2</sup>*Theoretical Sciences Visiting Program, Okinawa Institute of Science  
and Technology Graduate University, Onna, 904-0495, Japan*

<sup>3</sup>*Maryland Center for Fundamental Physics, University of Maryland, College Park, MD 20742, USA*

<sup>4</sup>*Department of Physics and Astronomy, University of Waterloo,  
200 University Avenue West, Waterloo, ON, N2L 3G1, Canada*

The dimension of the Hilbert space of a quantum gravitational system can be written formally as a path integral partition function over Lorentzian metrics. We implement this in a 2+1 dimensional simplicial minisuperspace model in which the system is a spatial topological disc, and recover by contour deformation through a Euclidean saddle the entropy of the de Sitter static patch, up to discretization artifacts. The model illustrates the importance of integration over both positive and negative lapse to enforce the gravitational constraints, and of restriction to complex metrics for which the fluctuation integrals would converge. Although a strictly Lorentzian path integral is oscillatory, an exponentially large partition function results from unavoidable imaginary contributions to the action. These arise from analytic continuation of the simplicial (Regge) action for configurations with codimension-2 simplices where the metric fails to be Lorentzian. In particular, the dominant contribution comes from configurations with contractible closed timelike curves that encircle the boundary of the disc, in close correspondence with recent continuum results.

## I. INTRODUCTION

Although nearly 50 years have passed since it was first introduced by Gibbons and Hawking, the path integral representation of the quantum gravitational partition function remains puzzling. The general consensus is that its saddle point approximation captures real physics of the quantum theory such as the Bekenstein-Hawking entropy of black hole and de Sitter horizons; but the reasons for that success, and even the very definition of the path integral, have not been fully understood. Of course this path integral is at best an effective description of some underlying UV complete theory. And it is probably fair to say that a good portion of the obscurity is due to this fact. However, the effective description is presumably embedded in the more complete one in a rich and complicated way, and remains approximately valid in suitable regimes. Lacking the more complete theory, the effective theory is thus one of our best guides.

The most pressing question is why the path integral apparently captures the correct horizon entropy  $A/4\hbar G$  without putting its finger on the states the entropy is counting. Part of the answer is that  $G$  in that formula is a phenomenological constant, which depends on the underlying UV complete theory. The path integral provides a link between the macroscopic gravitational dynamics and the statistics of the underlying unknown microstates, in the semiclassical approximation, where the geometrical contribution to the partition function is dominant.

But the phenomenological nature of  $G$  is not the whole story. The Gibbons-Hawking calculation relies also on

the assumption that it is correct to approximate the partition function  $Z$  by a Euclidean (signature) saddle point, despite the fact that the paths in the path integral are not Euclidean geometries. The Euclidean action is unbounded below, due to the conformal mode, so the path integral would not converge were it to be taken over Euclidean geometries. In fact, since the partition function is a trace in the physical Hilbert space, its path integral representation should involve only paths satisfying the initial value constraints, *i.e.*, after gauge fixing, paths in the reduced phase space. The constraints eliminate the conformal mode, so evidently the Euclidean path integral is not equivalent to the reduced phase space one [1–4].

A justification of the saddle point calculation must therefore begin with a “real time” path integral representation that indeed imposes the constraints, and it must then be shown from that starting point that the contour of integration may be deformed so as to pass through a Euclidean saddle that dominates the integral. This appears at first impossible, because real time path integrals have oscillating integrands and so cannot produce the  $\exp(A/4\hbar G)$  behavior required to recover the expected entropy. Indeed, Picard-Lefschetz theory establishes that a saddle point can contribute to the path integral only if the saddle point can be approached from the original contour along a steepest *descent* contour of the real part of the integrand’s exponent. If the exponent is pure imaginary on the original contour, this implies that its real part at the contributing saddle must be *negative*.

However, the partition function being a trace, its path integral representation is a sum over path geometries with closed timelike curves (CTC’s). As we argue in section II, if the gravitational system is bounded by a horizon, the time slices should share a common boundary at the horizon, in which case the path geometries have closed timelike curves that are contractible to points

\* [bdittrich@pitp.ca](mailto:bdittrich@pitp.ca)

† [jacobson@umd.edu](mailto:jacobson@umd.edu)

‡ [jpaduaarguelles@pitp.ca](mailto:jpaduaarguelles@pitp.ca)

on the horizon. At such a point no Lorentz signature metric exists. We shall call this a ‘‘CTC singularity’’. It is similar to a conical singularity, in that it can be formed by gluing two edges of an otherwise flat portion of Minkowski spacetime, and for this reason Marolf called it a ‘‘Lorentzian conical singularity’’ [5]. But, unlike a Euclidean conical singularity, there is no way to smooth it with a high curvature tip, so it is more radically singular. In fact, it is so radically singular that the gravitational action associated with such a geometry acquires an imaginary part. Precisely because of this imaginary part, the integrand  $\exp(iS/\hbar)$  can develop an exponentially enhanced real part, which can produce the expected entropy after all.

To verify this route to the horizon entropy, one needs to justify the assignment of the imaginary part of the action and the contour of integration, and to show that the contour can be deformed to a dominating Euclidean saddle. In this paper we shall study this in the context of de Sitter horizon entropy or, what is the same, the calculation of the trace of the identity operator on the Hilbert space of a ball of space in general relativity with a positive cosmological constant. We implement the analysis in the extremely simplified, yet still quite instructive, setting of simplicial  $2 + 1$  dimensional spacetimes constructed from four tetrahedra with just two independent variable edge lengths. The advantage is that we deal only with ordinary integrals, with no room for uncertainty about infinite dimensional path integrals and ultraviolet divergences, and yet this simplicial minisuperspace system seems able to capture the key physics. Although of course this discrete minisuperspace does not contain the microscopic degrees of freedom responsible for the horizon entropy, nor even their effective field theory descendants, it does contain the CTC singularity which is the topological feature responsible for the ‘‘imprint’’ of the entropy on the saddle action. Since, as already alluded to above, the measured value of the gravitational constant reflects the underlying degrees of freedom responsible for the entropy [6, 7], a simple calculation of this nature can evidently reflect the value of the entropy.

Despite its discreteness, our approach to the problem was motivated by, and is technically quite related to, the recent work of Marolf [5], who approached it in the continuum setting, examining the contribution of black hole entropy to the thermal partition function at a given temperature. In particular, Marolf’s analysis uses real time contours, the imaginary contribution to the action coming from the CTC singularity, and the organization of the path integral into first an integral at fixed horizon area, followed by an integral over the area, all of which are key elements in our approach as well.

## II. COMPUTATIONAL FRAMEWORK AND KEY RESULTS

The dimension of a Hilbert space  $\mathcal{H}$  is equal to  $Z := \text{Tr } I_{\mathcal{H}}$ , where  $I_{\mathcal{H}}$  is the identity operator on that space. For a quantum system arising from a classical phase space with canonical coordinates  $(q, p)$ , one can express this trace as a path integral, by inserting alternating complete sets of  $q$  and  $p$  eigenstates in the usual way, passing to a limit of continuous paths  $(q(t), p(t))$ , and identifying the initial and final states, resulting in<sup>1</sup>

$$Z = \int \mathcal{D}p \mathcal{D}q \exp\left(i \oint p \dot{q} dt\right). \quad (1)$$

The time period here is irrelevant, since  $\oint p \dot{q} dt = \oint p dq$  does not depend on it.<sup>2</sup> When applied to a theory with gauge symmetry this construction must employ the *reduced* phase space, for which the constraints and gauge fixing conditions have been imposed. The constraints  $C_i$  can be imposed with delta functions, which can be expressed as Fourier integrals over Lagrange multipliers  $\lambda_i$ , such that the path integral integrand becomes  $\exp[i \oint (p \dot{q} - \sum_i \lambda_i C_i)]$  times a gauge-fixing determinant that we shall regard as having been absorbed into the measure. When this is done for general relativity [8], the momenta appear quadratically, so one can integrate them out and, up to possible boundary terms, the integrand then becomes  $\exp(iS^L)$ , where  $S^L$  is the Lorentzian action. Thus now, because of the Lagrange multiplier integrals, one is necessarily integrating over all proper time periods. Moreover, since each multiplier integral is over the whole real line, one must include both positive and negative periods. It might therefore appear that one is actually computing twice the real part of the path integral over only positive time periods; however, as discussed in §IV C, there is a branch point with an essential singularity at vanishing lapse, around which the lapse integration contour must navigate.

This construction was reviewed recently in [9], where it was pointed out that when computing not  $\text{Tr } I$  but rather the thermal partition function  $\text{Tr} \exp(-\beta H)$ , there is a mismatch between the real exponent involving the ADM or Brown-York Hamiltonian at the outer boundary of the system, and the imaginary exponent indicated above. However, for a system like the de Sitter static patch, with no outer boundary, no such mismatch exists, and  $H = 0$  so the thermal partition function becomes  $\text{Tr } I$ , the dimension of the Hilbert space.<sup>3</sup> The role of the ‘‘horizon’’, however, requires more discussion.

<sup>1</sup> From here on we choose units with  $\hbar = 1$ .

<sup>2</sup> When one computes not the trace of the identity but rather the evolution operator, what appears in the exponent is  $i$  times the action.

<sup>3</sup> Another setting in which no mismatch exists is when computing the density of states, rather than the thermal partition function [10].

We focus here on the case of a horizon like that of a static patch of de Sitter space. We presume that, despite the fact that due to the diffeomorphism constraints the full quantum gravity Hilbert space is not spatially factorizable, it is meaningful to consider the Hilbert space of degrees of freedom of a gravitational system in a region of space bounded by what will wind up being a slice of a horizon in a saddle point approximation. It is arguable (but not uncontroversial) that this is the sort of system to which Gibbons and Hawking’s seminal black hole thermal partition function refers. Indeed the saddle there is foliated by hypersurfaces whose geometry coincides with the spatial hypersurfaces of the Lorentzian black hole *outside* of and terminating on the bifurcation surface of the horizon. If the path integral is to access a saddle of this topology, the time foliation must consist of spatial slices that all coincide at a codimension-2 boundary of the system, which in the saddle configuration becomes identified with the horizon of the Lorentzian black hole.

For the case of a region with no *outer* boundary, in  $D$  dimensional spacetime, each spatial slice is a  $(D - 1)$ -ball, so another way to describe what is being counted is the dimension of the Hilbert space of states of such a ball of space [11]. In this paper we concentrate on the case  $D = 3$ , so for concreteness let us consider that case here. Each spatial slice is then a 2-ball, *i.e.*, a disc. If all of the discs in the foliation share the same boundary circle (1-sphere), and in the periodic time dimension they wrap around that circle, so then the boundary circle is encircled by contractible closed timelike curves. The Lorentzian metric is therefore not well defined at the boundary circle, which is thus a sort of singularity. As mentioned above we term this a CTC singularity.

While the existence of a saddle with the Gibbons-Hawking topology certainly motivates the restriction to path geometries containing a CTC singularity, that restriction should be justified from first principles. Although we are currently unable to provide a complete justification, we can offer three further supporting arguments. All are concerned with the nature of the boundary of the system whose states our partition function is counting.

No boundary conditions are imposed at the boundary of our system (on one time slice); rather, that boundary is supposed to correspond to the corner of the causal horizon of the purview of some observer. If, in the path integral, each time slice were to have a distinct boundary, the boundary of a path geometry would have codimension-one, and the dynamical system would be ill-defined without the imposition of boundary conditions and addition of appropriate boundary terms to the action. To avoid these unwanted ingredients we can require that all the time slices share the same codimension-two boundary. This also neatly coincides, in a spacetime picture, with the time slices being Cauchy surfaces of the causal domain of the observer, all of which meet at the corner. Moreover, because the gauge constraints at the boundary involve the degrees of freedom on both sides of the

boundary, they are not a property of our subsystem by itself. In order to not impose them in the path integral, we should not integrate over the lapse and shift—*i.e.*, the Lagrange multipliers involved in imposing the constraints—at the location of the codimension-two boundary, and this can be achieved in a diffeomorphism-invariant manner by setting the lapse and shift to zero at the boundary. The resulting geometries then have no time flow at the boundary, which implies that the periodic time flow of each path geometry leaves the boundary fixed, hence the boundary lies at a CTC singularity.

Topologically, the manifold foliated by a cycle of discs all sharing the same boundary is a 3-sphere. To visualize this it is helpful to begin with the lower dimensional case  $D = 2$ , so the spatial slices are 1-balls, *i.e.*, line intervals, whose boundary consists of a 0-sphere, *i.e.*, a pair of points. A cycle of such intervals, encircling the boundary points, forms a 2-sphere, as depicted in FIGURE 1a. One can visualize the  $D = 3$  case by “decompactification”: Replace the 2-disc slices by half-planes, which become 2-discs when a point at infinity is added. The boundary circle of the 2-discs then becomes the rectilinear infinite edge of the half-plane, say the  $z$  axis in  $\mathbb{R}^3$  (see FIG. 2a). The half-planes all coincide on the  $z$  axis, and they wrap around it, filling all of  $\mathbb{R}^3$ , which together with a point at infinity forms the 3-sphere.

Thus, to compute  $Z$  for states of a 2-disc, we should carry out the path integral with integrand  $\exp(iS^L)$  over metrics on  $S^3$  that have a CTC singularity on a spacelike circle, including both signs of the time flow direction.

Of course this does not quite make sense, however, because the Lorentzian action is ill-defined on a spacetime with a CTC singularity. In the continuum case, Marolf [5] used the Lorentzian Gauss-Bonnet theorem to motivate a definition of this action. In our simplicial setting, a definition is provided by analytic continuation of the Regge action. In either case, it is at this point only a somewhat well motivated definition. If this approach to evaluating horizon entropy is to be physically meaningful, however, it should ultimately find a better justification.

Simplicial minisuperspace constructions of the Euclidean path integral have been considered by Hartle in [12–14]. Here we are interested in a simplicial Lorentzian minisuperspace path integral [15]. The simplicial spacetimes we integrate over are constructed with four tetrahedra and two independent edge lengths, so there are just two variables of integration, which can be thought of as the perimeter of the spatial disc (an equilateral triangle for us), and the time period in the center of the disc. The action is the analytically continued Regge action [16] (see §IV A), including a positive cosmological constant term. This allows us to construct a simplicial version of the partition function described above, through a (mostly) Lorentzian path integral.

As discussed above, the time period can be interpreted as Lagrange multiplier. As in the continuum we integrate this time period over all real values. Curiously, in the simplicial setting, only a small range of the integration

domain for the time period describes configurations with CTC singularities. Another small range describes configurations with a different kind of light cone irregularities along the edges, which are initial or final singularities, that is, end points for future or past directed trajectories. In addition, we have an unbounded range describing big bang to big crunch cosmologies, which are light cone irregular only at the big bang and the big crunch points. It is thus impossible, with the simplicial complex we have adopted, to emulate the continuum calculation with respect to both the range of the time period and the chronotology. We choose to integrate over the full time period, because we consider the imposition of the constraints to be the more fundamental ingredient, while the inclusion of the other chronotological configurations may be viewed as a discretization artifact. The would-be purely oscillatory Lorentzian path integral receives exponentially enhanced contributions, thanks to an imaginary part of the action in the presence of edges where there is no regular Lorentzian light cone structure. This includes the configurations with CTC singularities, but also the initial and final edge singularities mentioned above.

For the configurations with CTC singularities the enhancing exponent is proportional to the bounding circumference of the disc, which can be arbitrarily large. This raises the question how can the path integral possibly converge when it apparently receives arbitrarily large exponential contributions. The answer is that signs matter. Oscillations and overall minus signs arising from the time period integral can cancel contributions, and in fact that is what happens. It turns out that above a critical disc perimeter, set by the length scale of the cosmological constant, the integral over the time period vanishes *exactly*.

Something similar occurs in the continuum case (in any spacetime dimension) studied by Marolf [5], in a different physical context. He computes the thermal partition function allowing for states containing a black hole. In addition to a path integral over geometries that computes the real time evolution operator, there is an integral like a Laplace transform that yields the canonical partition function. The Boltzmann suppression that occurs for large energy contributions suppresses the exponential enhancement from large horizon areas. In our case, by contrast, it is the cosmological constant, together with the closed spatial topology, that is responsible for cutting off the large disc contributions.

We find that the (mostly) real time contour does indeed receive an exponentially enhanced contribution as expected from the Bekenstein-Hawking entropy and the original Gibbons-Hawking result, which can be seen by an explicitly justified contour deformation that passes through a dominating Euclidean saddle, thus supporting the conjecture in [9, 11]. This result depends crucially on how the contour navigates the branch cut that arises in the Regge action evaluated on light cone irregular configurations (which include the CTC singularities). We

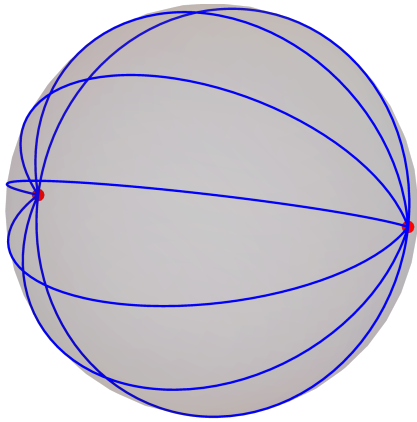
make this choice based on a convergence criterion that was first enunciated by Halliwell and Hartle [17], and has since been discussed and generalized by others. Namely, the integrals over quantum field fluctuations (which are not explicitly included in the minisuperspace treatment, but which behind the scenes are responsible for renormalization of the parameters in the effective minisuperspace action) should converge mode by mode, as they do for the vacuum fluctuations in a regular state in flat spacetime. In the literature this criterion has mostly been imposed to select viable semiclassical saddles, but here we apply it everywhere along the contour of integration, since it appears to be required if the minisuperspace path integral is to have any chance of providing a decent approximation to the full theory.

Finally, we should address a point of principle concerning the UV completion of the theory. We integrate over all disc sizes, including arbitrarily small ones; and, because the integration runs over all values of the lapse, the original integration contour—even after deviation around the branch point at zero—comes arbitrarily close to vanishing lapse. The integral thus includes regimes where the spacetime volume is arbitrarily small in Planck units. Since we are using the simplicial form of Einstein gravity, which is presumably only a low energy effective theory, this raises the question whether our model is physically consistent with its UV completion. In the three dimensional spacetime setting studied in this paper the question is moot, since there are no local degrees of freedom. In higher dimensions, however, the question must be faced. A key fact is that in the model the dominant contribution to the integral can, after deformation of the contour, be attributed to a semiclassical saddle that is far from the Planckian regime. To justify the computation we must therefore assume that, whatever the UV completion yields for the small disc and small lapse part of the integrand, the semiclassical saddle dominates over whatever contribution arises in the UV. This assumption is plausible, because there is no reason to expect a huge exponential from the UV, both since the action there is  $O(1)$  in Planck units, and because whatever is the correct UV theory it must produce semiclassical dominance, since that yields the observed low energy gravitational phenomenology.

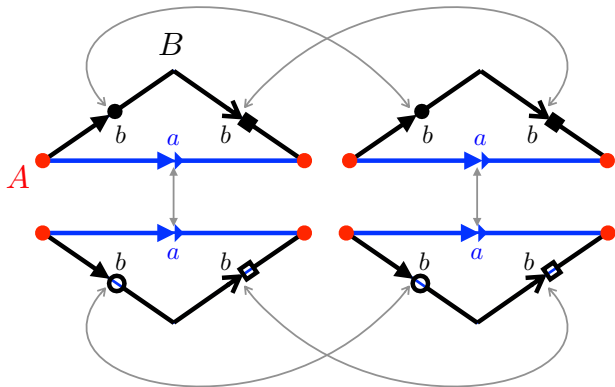
### III. THE DISCRETIZATION AND LIGHT CONE STRUCTURES

Our first step in computing a simplicial partition function for the states of a topological disc of space is kinematic: we construct a simple discretization of the three-dimensional universe with topology  $S^3$ , which incorporates configurations with a CTC singularity on the boundary of a triangle. In the saddle point approximation this corresponds to the cosmological horizon of an “observer”.

While our restriction to three spacetime dimensions



(a) Foliation of a spacetime 2-sphere by 1-dimensional spatial balls (blue segments) rotated around their common boundary, a 0-sphere (red points), the *horizon*. There are contractible CTCs around the horizon points, which we therefore refer to as CTC singularities.



(b) Triangulation of the spacetime depicted on the top figure, in which we glue four triangles along their edges as instructed by the (oriented) arrows (note that the left and right blue/base edges are only glued with each other at their two boundary points) —see also the external lines. The horizon is replaced by the red points and the metric by the lengths of the segments  $a$  and  $b$ .

FIG. 1: Discrete and continuum 2-sphere spacetimes with chronotopology analogous to that of  $D$ -dimensional configurations in the gravitational partition function that computes the dimension of the Hilbert space of a  $(D - 1)$ -ball of space.

is done for simplicity of computation and visualization, we do not expect the four-dimensional case to be either significantly more involved or qualitatively different. Indeed the key features of the path integral relevant here show up in the same form for similar four-dimensional cosmological scenarios considered in [15, 18, 19]. These works employed the Lorentzian simplicial path integral in order to construct a no-boundary wave function for de Sitter space. For a much earlier work using an Euclidean simplicial path integral towards the same end, see [14].

Before taking up the three-dimensional case, let us con-

sider the two-dimensional one as a warm-up. A simple discretization of the two-dimensional continuum manifold with topology  $S^2$  in FIG. 1a is shown in FIG. 1b. It consists of four Lorentzian triangles, all of which have the same geometry determined by their three edge lengths ‘squared’<sup>4</sup>  $(s_a, s_b, s_b)$ , and which are glued at their boundaries. Note that equating their geometry and imposing that they are isosceles constitutes a further reduction in the number of degrees of freedom, in addition to the one imposed by approximating spacetime with our triangulation. We will do the same in the three-dimensional triangulation.<sup>5</sup>

The lengths squared  $s_a$  and  $s_b$  must satisfy the Lorentzian triangle inequalities. Let us illustrate their derivation in the case in which the  $a$ -edge is spacelike, so that  $s_a > 0$ . Any triangle with at least one spacelike edge in two-dimensional Minkowski space can be described in a suitably aligned Minkowski coordinate system by vertices  $\{(0, 0), (0, x_2 > 0), (t_3 > 0, x_3 > 0)\}$ . Therefore the triangle inequalities are satisfied if and only if one can find positive *real numbers*  $x_2$ ,  $t_3$  and  $x_3$  such that this triangle has edge lengths squared equal to our given  $s_a > 0$  and  $s_b$ . Equating  $s_a$  and  $s_b$  with the corresponding norms squared of the edge vectors one sees that

$$x_2 = \sqrt{s_a}, \quad x_3 = \frac{\sqrt{s_a}}{2}, \quad \text{and} \quad t_3 = \frac{1}{2}\sqrt{s_a - 4s_b}. \quad (2)$$

Hence the reality requirement along with the non-degeneracy requirement  $t_3 > 0$  is equivalent to demanding  $s_a > 4s_b$ . This inequality can be interpreted in a different way that will be useful later: we can think of  $t_3$  as the height of the triangle, and correspondingly of the norm squared of  $(t_3, 0)$  as a *height squared*,  $s_h = -t_3^2$ . The triangle inequality therefore states that the height squared must be negative. Note that this is trivially satisfied when the  $b$ -edge is timelike, because then  $s_b < 0$  and we have that  $s_a > 0$  *a priori*.

With the triangles being timelike we have two light cones at each inner point of the triangles and also at each inner point of the identified edges. However, a fully

<sup>4</sup> Here and below, when we refer to geometric quantities such as length, norm, etc. *squared* we mean it in the same sense in which  $ds^2 = g_{\mu\nu} dx^\mu dx^\nu$  is a line element “squared”, not in the sense of them being the square of a real number. Importantly, these are negative if the geometric object in question is timelike. For instance, the ‘length squared’ of a timelike edge is negative.

<sup>5</sup> An even more minimal triangulation of  $S^2$  would consist of only the two isosceles triangles on the left in FIG. 1b, glued at their corresponding edges. However, in that case all vertices would have an irregular causal structure in the  $s_b < 0$  regime (there would be zero light cones at each  $B$  vertex and one at each  $A$  vertex), while the  $s_b > 0$  regime would stay qualitatively the same as in the four triangle simplex. An analogous situation holds for  $S^3$ , which can be triangulated with just two tetrahedra glued at their corresponding faces, but the triangulation we employ introduces fewer irregularities. It is also the case that it gives a better approximation to the continuum, although that is not essential for our present purposes.

regular Lorentzian metric on  $S^2$  does not exist. Indeed, in our triangulation some vertices must be (light cone) irregular, in the sense that these vertices carry a number of light cones that differs from two. There are two types of vertices: the vertices of type  $A$  have adjacent edges of type  $(a, b, a, b)$  and vertices of type  $B$  have adjacent edges of type  $(b, b)$ .

With the  $a$  edges fixed as spacelike, the spacetime geometries of our  $S^2$  complex are classified by the nature of the  $b$  edges, which can be either spacelike, timelike, or null. Leaving aside the null case, which as discussed below does not contribute to the path integral, there are two cases to consider. If  $b$  is spacelike, the two vertices of type  $B$  are light cone regular, while those of type  $A$  do not have a light cone attached to them: all directions emanating from the  $A$  vertices are spacelike and there are contractible closed timelike curves (CTC's) encircling those vertices. We can therefore identify the type  $A$  vertices with a horizon.

If instead  $b$  is timelike, the vertices  $A$  are regular and vertices  $B$  are irregular: all directions emanating from the  $B$  vertices are timelike. In this regime we do not have CTC's around the  $A$  vertices anymore: The curves that in the regime  $s_b > 0$  are CTC's consist now of two parts with opposite time orientation.

Both of the above cases place a Lorentzian metric on the 2-sphere, and both are time orientable, but they have topologically different time flows and different sorts of singularities. That is, they have different *chronotopologies*. These can be visualized using the singular foliations of  $S^2$  as  $[0, 1] \times S^1$ , with all points of the  $S^1$  identified at the two endpoints of the  $[0, 1]$  interval.

For spacelike  $b$ , if the time flow is “up” for the two triangles on the left in FIG. 1b, it is “down” for the two triangles on the right. The  $[0, 1]$  factor is spacelike, two of these spacelike slices being the two  $a$  edges. The  $S^1$  in this case is timelike, and the time period shrinks to zero at the two ends of the interval. This resembles the foliation for the smooth 2D sphere with two horizon points, shown in FIG. 1a.

For timelike  $b$ , the time flow is “up” for all four triangles in FIG. 1b. Now it is the  $[0, 1]$  factor that is timelike, stretching from one  $B$  vertex to the other, while the  $S^1$  factor is spacelike. One of the  $S^1$  slices is composed of the two  $a$  edges, joined at their endpoints. The length of the spatial circles decreases when moving towards either of the  $B$  vertices and reaches zero at these vertices. This triangulation is thus a 2D universe with spatial topology  $S^1$  and with big bang and big crunch singularities at the  $B$  vertices.

Due to the (Lorentz signature) Gauss-Bonnet theorem [20, 21] one can expect the Einstein-Hilbert actions of the spacetimes shown in FIG. 1a and FIG. 1b to be the same, as they have the same topology. So in any of the causal configurations above one should obtain the same action, namely  $\pm i4\pi$  — with the sign a choice that we will discuss in §IV A. Although the discretized spacetime is non-smooth one can still define its action via a discretized

version of the Einstein-Hilbert action. The Regge action (cf. §IV A) is one such candidate and is consistent with the Gauss-Bonnet theorem, so the claims above can follow.

To construct a three-dimensional triangulation similar to the two-dimensional one we use four Lorentzian tetrahedra, see FIG. 2b. All tetrahedra have the same geometry determined by their six edge lengths squared

$$(s_{12}, s_{13}, s_{14}, s_{23}, s_{24}, s_{34}) = (s_a, s_a, s_b, s_a, s_b, s_b). \quad (3)$$

The edges of type  $a$  are spacelike. They bound two equilateral<sup>6</sup> triangles, each of which represents “space at one time” in the partition function, and form the potential horizon. The Lorentzian generalized triangle inequalities [22, 23] furthermore demand that  $3s_b < s_a$ . (Here we exclude degenerate tetrahedra with vanishing volume.) Taking the triangle  $(a, a, a)$  as base, we can introduce the height for the tetrahedra,

$$s_h = s_b - \frac{1}{3}s_a. \quad (4)$$

The Lorentzian generalized triangle inequalities can then be expressed as  $s_a > 0$  and  $s_h < 0$ .

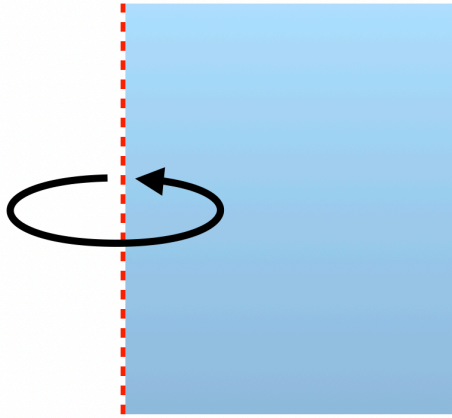
Let us discuss the light cone structure for this three-dimensional triangulation. We first note that a pair of (Minkowski-flat)  $d$ -dimensional simplices that are glued along a shared  $(d-1)$ -simplex can always be isometrically embedded into Minkowski space. In particular, for our triangulation all points in the interior of the tetrahedra and in the interior of the triangles are light cone regular. Light cone irregularities can only appear at edges. To discuss these one considers the orthogonal projection of the piecewise flat geometry around the edge onto the two-dimensional piecewise flat geometry orthogonal to the edge. This two-dimensional geometry will be Lorentzian if the edge is spacelike and Euclidean if the edge is timelike. Light cone irregularities at inner points of the edge can thus appear only at a spacelike edge. Restricting to this case, note that the edge itself is projected to a vertex in this two-dimensional Lorentzian piecewise flat geometry. We can therefore consider whether the vertex resulting from the projection is light cone regular with respect to this two-dimensional geometry. If this is not the case, points in the interior of the (spacelike) edge are not light cone regular with respect to the three-dimensional geometry and we will refer to such an edge as a light cone irregular edge.

As we will discuss in more detail in §IV A, these types of light cone irregularities will lead to imaginary contribution to the (Regge) action as well as branch cuts. Further types of light cone irregularities might appear at the vertices of the three-dimensional triangulation [15, 24], but will not contribute imaginary terms to the Regge action.

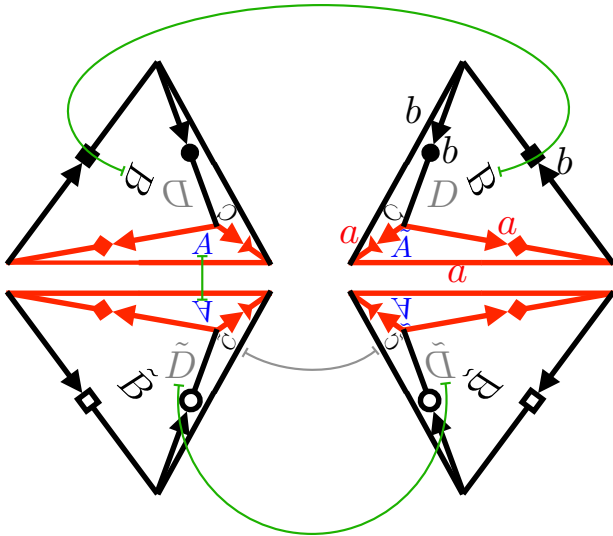
For our three-dimensional triangulation we distinguish between three regimes. Namely, (i) the  $(abb)$  triangles

---

<sup>6</sup> Note that equilateral triangles are necessarily spacelike.



(a) Foliation of a de-compactified spacetime 3-sphere (*i.e.*  $\mathbb{R}^3$ ) using a de-compactified spatial 2-ball (blue/right semi-plane) rotated around its boundary, a de-compactified 1-sphere (red/dashed line) which is a CTC singularity corresponding to the *horizon*.



(b) Triangulation of the spacetime depicted on the top figure, in which we glue four tetrahedra along their edges as instructed by the (oriented) arrows as well their faces/triangles as instructed by the upper-case letters (note that the base triangles  $A$  and  $\tilde{A}$  are only glued along their boundary edges) —see also the external lines. The horizon is replaced by the red perimeter (boundary of  $A$  or  $\tilde{A}$ ) and the metric by the lengths of the segments  $a$  and  $b$ .

FIG. 2: Discrete and continuum 3-sphere spacetimes with chronotopology of configurations in the gravitational partition function that computes the dimension of the Hilbert space of a 2-ball of space.

(and therefore the  $b$  edges) are spacelike, *(ii)* the  $(abb)$  triangles are timelike, but the  $b$  edges are spacelike and *(iii)* the  $b$  edges (and therefore the  $(abb)$  triangles) are timelike. (The cases that either the  $b$  edges or the  $(abb)$  triangles are null do not contribute to the path integral.) The case *(i)* appears for the range  $0 > s_h > -s_a/12$  and

*(ii)* for the range  $-s_a/12 > s_h > -s_a/3$  whereas we have case *(iii)* if  $s_h < -s_a/3$ .

Let us start with the case *(i)* where the absolute value of the height  $s_h$  is small enough so that the triangles  $(a, b, b)$  are spacelike. The dihedral angle between the triangle  $(a, b, b)$  and the triangle  $(a, a, a)$  corresponds to a “thin” Lorentzian angle between two spacelike planes, *i.e.* an angle that does not include a light cone. We are gluing four such “thin” angles around the edge  $a$ , none of which contains a light cone. Thus, the edges of type  $a$  are light cone irregular. In fact, these edges are CTC singularities.

On the other hand, the  $b$  edges are light cone regular: the dihedral angle at the  $b$  edges is between two spacelike triangles and is “thick”, that is, it includes a light cone. (If the height is very small as compared to  $s_a$ , we have an almost degenerate tetrahedron and the angle is almost half a full plane angle.) We glue two tetrahedra around the  $b$  edges, and have thus two light cones at each inner point of these edges.

Increasing the absolute value of the height we hit the point where the triangles  $(a, b, b)$  are null and then move into the regime *(ii)* where these triangles are timelike. The dihedral angle between the two triangles  $(a, b, b)$  and  $(a, a, a)$  changes from a thin Lorentzian angle between two spacelike planes to a Lorentzian angle between a spacelike plane and a timelike plane. Thus it contains half a light cone. We glue four such angles around the edges of type  $a$  —these  $a$  edges are therefore light cone regular. In contrast to that, the dihedral angle at the spacelike  $b$  edge in regime *(ii)* corresponds to a “thin” Lorentzian angle between two timelike planes, which contains only timelike directions. We glue two such angles together, and have thus only timelike directions in the plane orthogonal to the  $b$  edge. These  $b$  edges represent final or initial singularities, where timelike trajectories cannot be further extended.

Increasing the absolute value of the height even further we reach the regime *(iii)* where the  $b$  edges become timelike. The  $a$  edges are light cone regular, with the same reasoning as for case *(ii)*. The  $b$  edges are now timelike and are therefore light cone regular. The initial or final singularities, which in the case *(ii)* were located along the  $b$  edges, are now reduced to the two vertices where the  $b$  edges meet. We thus have a big bang to big crunch spacetime.

## IV. THE GRAVITATIONAL (REGGE) PATH INTEGRAL

### A. Introduction to (quantum) Regge calculus

With our triangulation defined, we proceed to study the gravitational path integral based on this triangulation. We need to start by adapting the Einstein-Hilbert action to it, which we do by means of the Regge action. We begin with a short review of the Euclidean and then

Lorentzian Regge action that will help us understand the calculation in Section §IV B. A much more detailed discussion of the complex Regge action, which unifies the Euclidean and Lorentzian versions, can be found in [15].

The Regge action [16, 25] provides a *discretization* of the Einstein-Hilbert action based on triangulations,<sup>7</sup> usually considered to be made of piecewise flat simplices<sup>8</sup> whose geometry is uniquely fixed by the lengths of the edges. The variables discretizing the metric are therefore given by all of these lengths.<sup>9</sup> Thus, the gravitational path integral is replaced by an integral over length assignments of the exponentiated ‘action’  $e^W$ . That is,<sup>10</sup>

$$Z_{\text{EH}} = \int \mathcal{D}g e^W \longrightarrow \int \prod_e dl_e \mu(\{l_e\}) e^W. \quad (5)$$

Here  $\mu$  is a choice of measure that we will discuss below. For Euclidean quantum gravity one chooses  $W = -S^{\text{E}}$ , and for Lorentzian quantum gravity  $W = \iota S^{\text{L}}$ , with  $S^{\square}$  the Regge action(s) in the corresponding signature.

There are several senses in which the Regge action is considered to *discretize* the Einstein-Hilbert action. For example, in Euclidean signature, the solutions to the linearized discrete equations of motion set by the Regge action have been seen to converge in the continuum limit to the smooth Einstein linearized solutions when dealing with triangulations embeddable in a hyper-cubical lattice [30–33]. Likewise, on the non-perturbative side, it has been shown that Regge’s curvature converges to Riemannian curvature [34, 35]. These results are complemented by others in Lorentzian signature: For example in [25] it is shown that the Regge action is reproduced from the Einstein-Hilbert action when the manifold in question is taken to be an actual piecewise flat triangulation. (For a Euclidean version of this result see [36].) It is also the case that several real time solutions to Regge’s equations have been shown to approximate continuum solutions to Einstein’s equations (*e.g.* [37–39]). Concerns that this behaviour might actually not be generic [40, 41] have been addressed in [39]. (See also [42, 43] and references therein for a survey of Regge calculus.)

The key feature behind the Regge action is that one can define a notion of curvature localized on codimension-2 simplices (also known as *bones*): the *deficit angle*  $\varepsilon$ .

<sup>7</sup> In principle one can loosen this restriction and work with more general polytope cellular decompositions.

<sup>8</sup> One can also work with homogeneously curved simplices, whose geometry is also fixed by the edge lengths [26]. This reduces discretization artifacts if one does have a non-vanishing cosmological constant [27]. In three dimensions one even obtains triangulation invariant and discretization artifact free results. But it has the disadvantage of leading to very involved expressions for the volume of the homogeneously curved simplices, and therefore the action.

<sup>9</sup> This is the case in length Regge calculus; other versions work with areas [28] or with areas and angles [29].

<sup>10</sup> This expression is only pictorial. Note, for example, that in it we have not so far instructed how the sum over lapse signs would be implemented.

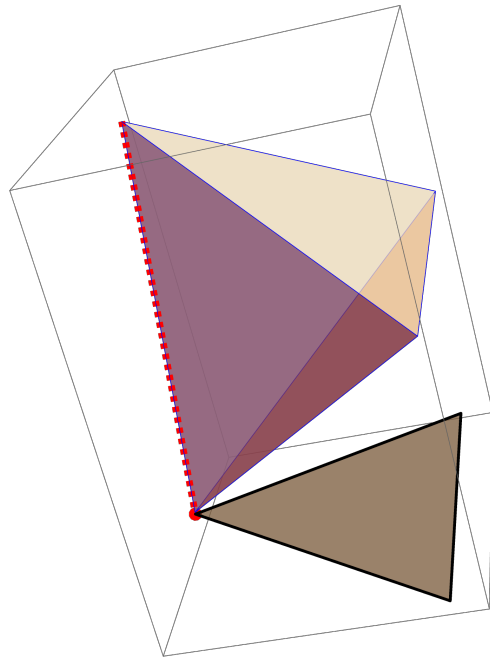


FIG. 3: Three-dimensional example of the projection used to define the dihedral angle associated with an edge in a tetrahedron. By projecting out the dimension of the red/dashed edge, the tetrahedron becomes a triangle (in brown) and the edge a vertex. The (internal) 2D angle located at the vertex is the (internal) dihedral angle at its corresponding edge in the tetrahedron.

This deficit angle<sup>11</sup> measures the failure for the part of the triangulation around its associated bone to be embedded into flat spacetime. This notion is most easily understood in Euclidean signature, so let us introduce it for this case first.

To have an example in mind, suppose we consider three-dimensional space, as is done in §IV B (albeit in Lorentzian signature). Bones are then edges and attached to any of them there can be an arbitrary number of 3-simplices, that is, tetrahedra. Any edge in the bulk of the triangulation has a closed chain of tetrahedra  $\tau$  glued around it and in each of them there is a dihedral angle located at the edge, which can be computed by projecting out the edge dimension so that each tetrahedron is mapped onto a triangle. Then the dihedral angle is the angle at the corresponding vertex in the resulting triangle (see FIG. 3). If this chain of tetrahedra can be embedded into Euclidean space then the sum of these dihedral angles must give  $2\pi$ , otherwise there is a conical

<sup>11</sup> Although this is the standard name given to  $\varepsilon$ , in some situations ( $\varepsilon < 0$ ) it may not actually correspond to a *deficit*, but to an *excess*.



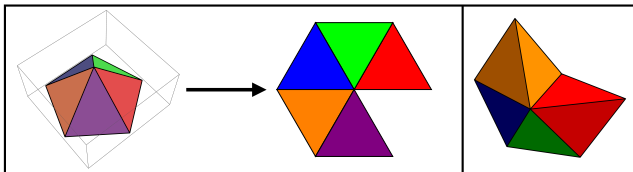


FIG. 4: The deficit angle determines whether the simplices around a bone can be embedded in flat spacetime while remaining connected or not. In the left panel we have a positive deficit angle around a vertex, and therefore in order to embed the closed chain of triangles around, it must be broken. The right panel shows a broken chain for a three-dimensional triangulation.

deficit angle  $\varepsilon = 2\pi - \sum_{\tau} \theta_{e,\tau}$ .

This picture can be generalized to any dimension, as bones are codimension-2 by definition, so the projection always results in a two-dimensional subspace. The two-dimensional case is particularly illustrative for understanding how the deficit angle encodes curvature, see for example FIG. 4.

The Regge action hinges on this notion of curvature located at bones to capture the ‘curvature weighed by volume’ essence of the Einstein-Hilbert action by discretizing the latter as follows:<sup>12,13</sup>

$$S_{\text{EH}}^{\text{E}} = -\frac{1}{2} \int d^D x \sqrt{g} (R - 2\Lambda) \quad \longrightarrow$$

$$S_{\text{R}}^{\text{E}} = - \sum_{\beta \in \{\text{Bones}\}} \text{Vol}_{D-2}(\beta) \varepsilon(\beta) + \Lambda \sum_{\sigma \in \{D\text{-Simplices}\}} \text{Vol}_D(\sigma). \quad (6)$$

For a space of dimension  $D = 2$ , if volumes of points are taken to be one, the Regge curvature term in the action gives the same result as the curvature term in the continuum, which according to the Gauss-Bonnet theorem depends only on the topology of the manifold. While the definition (6) is here motivated only heuristically, it in fact has the convergence properties mentioned above.

The Lorentzian definition of the Regge action is very similar:

$$S_{\text{EH}}^{\text{L}} = \frac{1}{2} \int d^D x \sqrt{-g} (R - 2\Lambda) \quad \longrightarrow$$

$$S_{\text{R}}^{\text{L}} = \sum_{\beta \in \{\text{Bones}\}} \text{Vol}_{D-2}(\beta) \varepsilon(\beta) - \Lambda \sum_{\sigma \in \{D\text{-Simplices}\}} \text{Vol}_D(\sigma). \quad (7)$$

(From here on we will drop the index R from the Regge actions  $S^{\text{E}}$  and  $S^{\text{L}}$ .) Note that now bones may be null, timelike, or spacelike. All of their (dimension dependent)

volumes are taken to be greater than or equal to zero.<sup>14</sup> In the Lorentzian case, the definition of dihedral angles needed for the deficit angles is however more involved, because when projecting out bone dimensions, the resulting 2-geometry may have a non-Euclidean signature. If the bone in question is timelike, then the resulting 2-geometry is Euclidean, hence the above definition applies; and null bones have zero volume, so do not contribute to the action.<sup>15</sup> If the bone is spacelike, the 2-geometry resulting from the projection is piecewise Minkowskian flat. Thus, we need to understand how angles are defined in the Minkowski plane, which we now explain. The definition we shall give is the one adopted in the works studying the continuum limit of the Lorentzian Regge action cited above. Further, it is such that angles are additive, and such that when the spacetime is two dimensional the Lorentzian Gauss-Bonnet theorem is satisfied, as stated in the previous section [21].

Just as a Euclidean angle is the one needed to rotate a unit vector into another in the plane, one can similarly define a Lorentzian angle as a boost parameter. A Lorentz boost (hyperbolic rotation) is implemented by the matrix

$$\Lambda_{\eta} := \exp(\eta K) = \cosh \eta I + \sinh \eta K$$

acting on the Minkowski components of vectors, where  $K = \begin{pmatrix} 0 & 1 \\ 1 & 0 \end{pmatrix}$ . However, there are no proper boosts taking spacelike vectors to timelike vectors and vice-versa, or relating space(time)-like vectors on sectors I and III (II and IV) of FIG. 5. For example, the boost taking the vector  $\begin{pmatrix} t \\ x \end{pmatrix} = \begin{pmatrix} 0 \\ 1 \end{pmatrix}$  in sector I of FIG. 5 to the light ray  $\begin{pmatrix} 1 \\ 1 \end{pmatrix}$  has  $\eta \rightarrow \infty$ . On the other hand,  $\eta$  decreases from  $\infty$  to a finite number in boosting from that light ray to, say, the vector  $\begin{pmatrix} 1 \\ 0 \end{pmatrix}$ , so the *net* boost angle is finite, and in fact equal to zero in this case. For real  $\eta$  the boost  $\Lambda_{\eta}$  cannot map the vector  $\begin{pmatrix} 0 \\ 1 \end{pmatrix}$  to the vector  $\begin{pmatrix} 1 \\ 0 \end{pmatrix}$ . However, with  $\eta = \pm i\pi/2$ , one has  $\Lambda_{\pm i\pi/2} = \pm i K$ , which maps to  $\pm i \begin{pmatrix} 1 \\ 0 \end{pmatrix}$ , *i.e.* to the complex ray with the same ‘direction’ as  $\begin{pmatrix} 1 \\ 0 \end{pmatrix}$ . In this sense it is natural to extend to a definition of a generally complex boost angle between any two vectors in the Minkowski plane.

In Euclidean signature the interior angle between two edges of a triangle is by definition positive, and to extend this to the Minkowski case we must adopt sign conventions. We take the real part of the angle to be the same as the sign of the Minkowski inner product of the two vectors based at a vertex, and the imaginary part to be

<sup>12</sup> One can also add a Gibbons-Hawking-York like term [44]. However, as we deal with a triangulation without boundary, we omit its discussion.

<sup>13</sup> We work with units such that  $8\pi G = \hbar = 1$ .

<sup>14</sup> An alternative possibility is to work with the square roots of the (signed) volume-squares. The signed volume-squares are negative for timelike building blocks. This alternative construction leads to the definition of a complex Regge action [15]. Adjusting for global factors of  $i$ , both definitions of Regge action are equivalent.

<sup>15</sup> The role of configurations with null bones in the path integral is, however, an open and interesting question.

$\pm i n \pi / 2$ , where  $n = 0, 1, 2$  is the minimal number of light-rays crossed to pivot one vector into another, and where the sign before  $i$  is a global ambiguity discussed below [21, 25]. This definition of complex boost angle is consistent with additivity of angles [21], and with the analytic continuation of the Euclidean Regge action discussed below. As an example, consider the vectors  $a$  and  $b$  shown in FIG. 5: Since  $a \cdot b < 0$ , the real part of the angle is negative, and since two light-rays separate  $a$  and  $b$ , the imaginary part is  $\pm i \pi$ .

The imaginary part of the angle has a sign ambiguity because any choice would lead to the same direction, *i.e.* complex ray, of the boosted vector. This can be linked with the ambiguity inherent in the definition  $i := \sqrt{-1}$  which in turn comes from the analytic structure of the square root. This will become more apparent in the framework of complex Regge calculus [15, 45] discussed below. As we will discuss shortly, however, when the light cone structure is regular the ambiguity is irrelevant and the Regge action is uniquely defined. The above cited work studying the continuum limit for Lorentz signature considered only such light-cone-regular simplicial geometries.

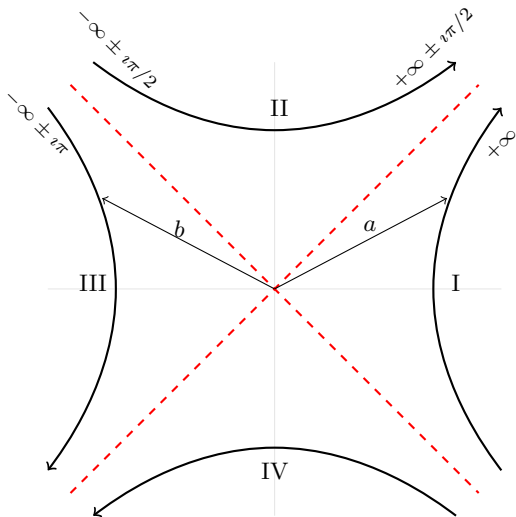


FIG. 5: Lorentzian angles provide boost parameters needed to take a ray into another. In order to boost a vector from one quadrant to another, one needs a complex parameter and correspondingly, each light cone crossing contributes with  $\pm i \frac{\pi}{2}$ . In particular, the angle between the spacelike vectors  $a$  and  $b$ , in quadrants I and II, respectively, has an imaginary part  $\pm i \pi$ , as in order to superpose them two light-rays need to be crossed.

Importantly, this definition implies that the Lorentzian angle covered by the whole Minkowski plane is  $\pm i 2 \pi$ , hence this imaginary angle replaces the  $2 \pi$  in the expression for the deficit angle  $\varepsilon$  above. Therefore, if a bone's contribution to the Regge action is to be real, the dihedral angles attached to the bone must have a number

of light-ray crossings  $\mathcal{N}_c$  that exactly cancel  $\pm i 2 \pi$ , *i.e.* the light cone structure at the bone must be regular. If this is the case, the sign ambiguity of the angles' imaginary parts is not seen at the level of the action, since it 'cancels'. Hence, when dealing with light cone regular configurations, the Lorentzian action is real and uniquely defined. If, however,  $\mathcal{N}_c \neq 4$ , then one has real parts in the path integral exponent of the form<sup>16</sup>

$$\text{Im} S^L = \pm 2 \pi \text{Vol}_{D-2}(\beta) \left( 1 - \frac{\mathcal{N}_c}{4} \right), \quad (8)$$

where the area  $\text{Vol}_{D-2}(\beta)$  is that of the irregular bone  $\beta$ . Thus, causally irregular histories are generically exponentially suppressed or enhanced, and the choice of sign specifies which is the case for geometries with  $\mathcal{N}_c < 4$  and complementarily those with  $\mathcal{N}_c > 4$ .<sup>17</sup> Due to this ambiguity the Regge action has branch cuts along configurations with light cone irregular structure [15]. This can lead to an intricate topology of Riemann sheets, as discussed in detail in [15]. Nevertheless, if the light cone structure is regular, then the dihedral angles cancel the  $\pm i 2 \pi$ , in which case the ambiguity associated with the Lorentzian angle branch cut is irrelevant, and the Regge action is analytic.

Instead of defining directly the Lorentzian Regge action as above, one can also obtain it by using a generalized Wick rotation. This is thoroughly derived in [15] (see also [21, 45]). Here we will only sketch the procedure.

Starting from Euclidean space, one can introduce a generalized Wick rotation for the Euclidean time,  $t_E \rightarrow e^{i \phi / 2} t_L$ , and show that the angle function has a branch cut when  $\phi = \pm \pi$ , corresponding to Lorentzian data. The resulting angle function agrees with the purely Lorentzian definition above up to a factor of  $\pm i$ . Thus, choosing different sides of this branch cut leads to different signs for the light cone crossing contributions.

This observation can be used to analytically continue the Regge action from the Euclidean regime to the Lorentzian one. More precisely, let us assume that a global generalized Wick rotation can be defined for the length-squared configuration space such that there is a Lorentzian portion of the complexified configuration space which is light cone regular. This applies to our triangulation: the height squared  $s_h$  (*cf.* §III) can serve to determine a time variable and we have a regular regime where  $s_b < 0$  (*cf.* §III). Then one can analytically extend the Euclidean path integral exponent

$$W^E = -S^E \quad (9)$$

<sup>16</sup> This is in agreement with the imaginary contributions discussed in the continuum framework of [5, 46–48].

<sup>17</sup> We remark that strictly speaking it is not the choice of sign for the angle's imaginary parts that determines which histories will be exponentially suppressed or enhanced, but rather their sign relative to that of the ' $i$ ' appearing in front of the action in the path integral's exponent.

with  $S^E$  defined in equation (6). The action as a function of the complexified  $s_h$  is multi-valued due to the appearance of  $\sqrt{s_h}$  — cf. eq. (14). In order to integrate over both positive and negative height (to include both signs of the lapse) using the height squared  $s_h$  as our variable, we need to extend the domain of  $s_h$  to a double cover of the complex plane (Riemann ‘sheet’). This Riemann sheet can be parametrized by  $r_h > 0$  and  $\phi \in (-2\pi, 2\pi]$ .<sup>18</sup> We have two copies of the original  $s_h$  plane and we recover the complex number  $s_h$  via the expression  $r_h e^{i\phi}$ .<sup>19</sup> Despite appearances, in the Riemann sheet context one is *not* to identify  $s_h$  values at  $\phi$  with values at  $\phi + 2\pi$ , as they correspond to heights ( $\sqrt{s_h}$ ’s) of different sign. In this domain  $W$  has the following behaviour (see also FIG. 6) [15]:

$$W(\phi) \longrightarrow \begin{cases} +S^E & \text{for } \phi \rightarrow -2\pi, \\ -iS^{L+} & \text{for } \phi \rightarrow -\pi - \delta, \\ -iS^{L-} & \text{for } \phi \rightarrow -\pi + \delta, \\ -S^E & \text{for } \phi \rightarrow 0, \\ +iS^{L+} & \text{for } \phi \rightarrow +\pi - \delta, \\ +iS^{L-} & \text{for } \phi \rightarrow +\pi + \delta, \\ +S^E & \text{for } \phi \rightarrow 2\pi. \end{cases} \quad (10)$$

Here the  $\pm$  indices for the Lorentzian actions distinguish the sides of the branch cut in the case of light cone irregular configurations, and  $\delta > 0$  is considered infinitesimal and thus gives prescriptions on how the limits are to be approached. The two Lorentzian actions are related by complex conjugation,  $S^{L-} = (S^{L+})^*$ . If a given Lorentzian configuration is causally regular, there is no branch cut and the two actions  $S^{L-}$  and  $S^{L+}$  agree. Notice that the path integral exponent  $W(\phi)$  agrees at  $\phi = \pm 2\pi$  so the Riemann sheet is glued along this line.

In the path integral below, we will navigate the branch cut side such that histories with  $\mathcal{N}_c < 4$  are exponentially *enhanced* and therefore those with  $\mathcal{N}_c > 4$  are correspondingly suppressed. Such a choice yields an exponentially enhanced result for our Lorentzian path integral, which is needed to capture the expected horizon

<sup>18</sup> If there are causally irregular configurations along the Lorentzian lines at  $\phi = \pm\pi$ , then the extension above captures only a portion of the full Riemann surface. This is the reason why we refer to this partially extended domain as a ‘sheet’.

<sup>19</sup> Note that it is the domain of the height squared  $s_h$  that is extended (in fact, doubled); the domain of the height is not extended. In the context of the present paper one could have just worked in the height plane and avoided the Riemann surface extension. However, the latter seems to be the proper language for more general scenarios, because it allows one to deal more naturally with the branch cuts introduced by light cone irregularities. For example, steepest descent flows generically flow through these branch cuts, as illustrated in FIG. 8, and therefore numerical techniques such as the gradient flow method will generically require one to consider several Riemann sheets. We also point out that working with length-squared variables is akin to working with metric (instead of *vielbein*) variables.

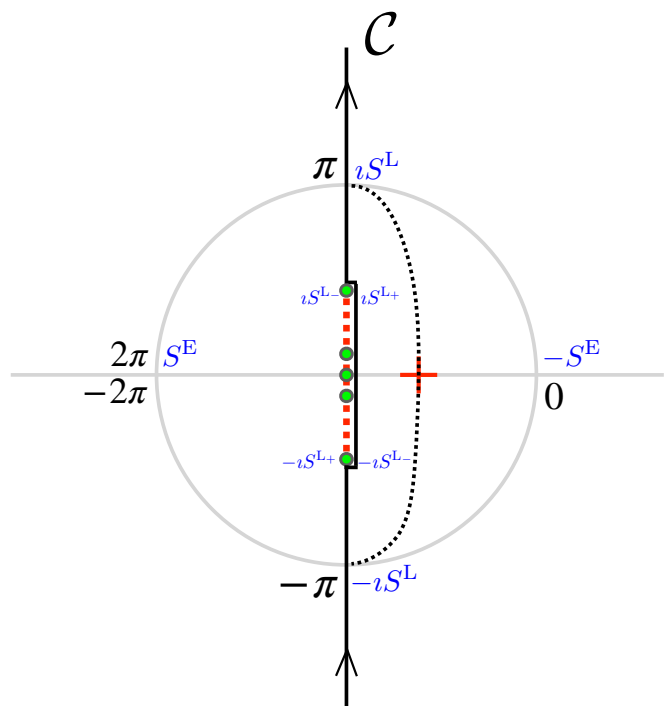


FIG. 6: Illustration of some features of the analytically continued Regge path integral exponent  $W$  for a fixed value of  $s_a$ , as a function of the Riemann sheet variable  $s_h$  (or equivalently the complex height  $\sqrt{s_h}$ ). For specific values of the generalized Wick rotation angle  $\phi$  it can reproduce the Euclidean and Lorentzian Regge exponents with either overall sign. For the triangulation under study there are branch points (green dots) at  $s_h = 0, \pm s_a/12, \pm s_a/3$  and the Riemann sheet we analyze has branch cuts (vertical red dashed lines) connecting them associated with light cone irregularities, where the Lorentzian action has imaginary parts. We have CTC singularities at the branch cuts from zero to  $\pm s_a/12$ . Depending on the side from which these are approached, one obtains Lorentzian Regge actions that differ only in their imaginary part by a sign. We also show the original, and deformed contour of integration we use for our path integral for the case  $s_a < 8\pi\sqrt{3}/\Lambda$ . The dotted portion of the deformed contour goes through a Euclidean saddle point (cross) and is a steepest ascent/descent flow-line of  $\text{Re } W$ .

entropy. One could also choose the opposite, suppressing, side of the branch cut.<sup>20</sup> In fact, this choice of the suppressing side has been implemented in [15] in order

<sup>20</sup> Another possibility is to exclude light cone irregular configurations from the path integral. Of course, in our context, configurations with CTC singularities are required by the very nature of the partition function being computed, and our choice of triangulation has inadvertently introduced configurations with other

to compute a no-boundary wave-function for a de Sitter cosmology from a Lorentzian simplicial path integral. In that case the results were very close<sup>21</sup> to the Lorentzian continuum mini-superspace path integral computations by Feldbrugge *et al.* [51], which found an exponentially suppressed result for the wave function. Note that the opposite—that is, an exponentially enhanced result—was found by Diaz Dorronsoro *et al.* [52], also from the Lorentzian continuum mini-superspace path integral. This hints towards the fact that also in the continuum there exists a (hidden) choice for the Lorentzian path integral. We will comment more on this point further below.

Modulo the topological case when  $D = 2$  and  $\Lambda = 0$ , the works studying the continuum limit of the real time Regge action have not discussed the case  $\mathcal{N}_c \neq 4$  and thus cannot be used to fix this ambiguity based on a classical criterion.<sup>22</sup> However, a compelling criterion appears at the quantum level, for the integral over quantum field fluctuations to converge. As spelled out long ago by Halliwell and Hartle [17] in the context of the wave function of the universe, if quantum field theory of a scalar field in curved spacetime is to be recovered by expanding around a dominating saddle point of the path integral with complex lapse function  $N$  in the metric, it must be that  $\text{Re } N > 0$ . Otherwise, the fluctuation wave functional would not be normalizable, and one would not recover the local vacuum of the quantum fields on the semiclassical spacetime background.<sup>23</sup> Moreover, even within pure general relativity with no additional fields, the convergence of the integral over graviton fluctuations alone imposes the same condition on the lapse [55]. This amounts to a consistency condition for the gravitational effective field theory to provide a reasonable approximation to an underlying, stable, UV complete theory.<sup>24</sup> We shall refer to this complex metric selection principle as

---

light cone irregularities as well. In other contexts, studying the path integral under refinements might help to decide whether to include light cone irregularities, or how to navigate the branch points they give rise to. Such refinements likely lead to additional light cone irregular configurations, and the refined path integral would then depend on how these configurations are treated. One would like to obtain some sort of invariance under refinements, as such an invariance is related to a discrete notion of diffeomorphism symmetry [49, 50].

<sup>21</sup> We emphasize that for this to be the case one needed to include the light cone irregular configurations in the path integral.

<sup>22</sup> Let us remark that there is however a point of contact between our discussion and [25] with the continuum corner terms discussed in [46], but there the same ambiguity is faced.

<sup>23</sup> In [17] this criterion was stated as  $\text{Re } \sqrt{g} > 0$ , which is the same as  $\text{Re } N > 0$  for a metric that is real except for the lapse, but is otherwise weaker than the general condition required for a massless scalar field. Generalizing this criterion beyond scalar fields to  $p$ -form fields, Witten [53] explored a selection criterion for complex metrics, following previous work in flat complex spacetimes [54], and tested whether it rules out pathological examples and admits putative saddles that appear well motivated on physical grounds.

<sup>24</sup> We note, however, that this criterion is perturbative in nature,

the *fluctuation convergence criterion*, or just *convergence criterion* where no confusion should arise.

In a setting somewhat closer to ours, in the context of topology changing spacetimes in two dimensions, Louko and Sorkin [56] proposed the same criterion as that in [17]. The topology change necessitates the presence of points with light cone irregularity. Deforming the metric infinitesimally into a smooth but complex one, they noted that there are two options for the deformation, leading to opposite signs for the imaginary part of the action, and argued that if one is to consistently couple a free, massless scalar field with these complex geometries, spacetimes with  $\mathcal{N}_c > 4$  must be suppressed in the sum over histories, as happens with our convention above, otherwise the variance of the Gaussian amplitude has a negative real part so the integral over fluctuations diverges. Note that in this context the convergence criterion is applied not only at a saddle point, but at any configuration. While the criterion has mostly been discussed in the context of its application at a saddle configuration—where it is clearly required if the saddle is to provide a consistent semiclassical approximation—it appears reasonable to apply it for all configurations. We shall do so in the slightly weaker form of a “non-divergence criterion”, *i.e.*, we allow for the marginal Lorentzian case  $\text{Re } N = 0$ , since the complex Gaussian integrals that arise in that case are presumably tamed when computing physical observables.

## B. The Regge action

Having introduced the Regge calculus basics, we can finally move on to computing the Regge action of our particular triangulation.

We compute the Lorentzian Regge action of the triangulation in FIG. 2b as described in the previous subsection, namely: We first compute the Euclidean version and then analytically continue using a generalized Wick rotation for the height. We will therefore encounter branch cuts in the Lorentzian sector at the causally irregular configurations described in §III, and for the integration contour we will pick the side of the branch cuts on which the convergence condition holds and the configurations with  $\mathcal{N}_c < 4$  are exponentially enhanced.

Due to the symmetry reduction implemented in our triangulation we have only two types of edges,  $a$  &  $b$ , and correspondingly only two types of dihedral angles,  $\theta_a$  &  $\theta_b$ . Likewise, all of our four tetrahedra have the same volume. Therefore, the Euclidean exponent (9) takes the form:

$$W^E = -S^E = 3\sqrt{s_a}(2\pi - 4\theta_a) + 6\sqrt{s_b}(2\pi - 2\theta_b) - 4\Lambda \text{Vol}_3(\text{tetrahedron}), \quad (11)$$

---

and we cannot rule out the possibility that the full, nonperturbative theory does not require this criterion.

where the factors in front of the lengths count the number of bones of the same type and those in front of the dihedral angles count how many tetrahedra are glued along each type.

The volume term can be computed with elementary geometry and the next step is to introduce the height variable by the replacement of  $s_b$  with  $s_h + \frac{1}{3}s_a$ , followed by the evaluation of the dihedral angles, which can be done as follows: We first embed our tetrahedron in Euclidean space, which because of the symmetry reduction can be done at once, then we project along each of the edges in order to compute the relevant two-dimensional angle. Now, to compute the latter we use the following formula that simplifies the analytic continuation [15], namely:

$$\theta(\vec{A}, \vec{B}) = \iota \log \left( \frac{\vec{A} \cdot \vec{B} + \sqrt{(\vec{A} \cdot \vec{B})^2 - (\vec{A} \cdot \vec{A})(\vec{B} \cdot \vec{B})}}{\sqrt{\vec{A} \cdot \vec{A}} \sqrt{\vec{B} \cdot \vec{B}}} \right), \quad (12)$$

where  $\square \cdot \square$  denotes the Euclidean product (not necessarily two-dimensional) and we take principal branches for the logarithm and square roots, and complete their domains to the whole complex plane through setting  $\sqrt{-1} = \iota$  and  $\log(-1) = \iota\pi$ . This formula follows from the identity  $\arccos z = -\iota \log(z + \sqrt{z^2 - 1})$ , as well as  $\vec{A} \cdot \vec{B} = \sqrt{\vec{A} \cdot \vec{A}} \sqrt{\vec{B} \cdot \vec{B}} \cos \theta(\vec{A}, \vec{B})$ . (For a more thorough discussion, see [15, 21, 45].)

What remains now is to extend to the Lorentzian regime, which is done by identifying the height squared  $s_h$  with a time variable (or rather its square) that will be subject to the generalized Wick rotation:

$$s_h \rightarrow r_h e^{2\phi}. \quad (13)$$

By doing so we are effectively complexifying the height

$$W = 6\sqrt{s_a} \left[ \pi + 2\iota \log \left( \frac{e^{-\frac{\phi}{2}} \sqrt{s_a} + \iota \sqrt{12r_h}}{\sqrt{e^{-\iota\phi} s_a + 12r_h}} \right) \right] + 4e^{\frac{\iota\phi}{2}} \sqrt{9r_h + 3e^{-\iota\phi} s_a} \left[ \pi + \iota \log \left( \frac{-s_a + 6e^{\iota\phi} (r_h + \iota \sqrt{r_h (3r_h + e^{-\iota\phi} s_a)})}{s_a + 12e^{\iota\phi} r_h} \right) \right] - \Lambda e^{\frac{\iota\phi}{2}} s_a \sqrt{r_h/3}. \quad (14)$$

This function is, by construction,  $4\pi$ -periodic and analytic for  $\phi \in [-2\pi, 2\pi)$  and  $r_h > 0$  with the exception of branch cuts along the  $\phi = \pm\pi$  lines going from  $r_h = 0$  to  $r_h = s_a/12$  and from  $r_h = s_a/12$  to  $s_a/3$ . These branch cuts correspond to the (edge) light cone irregular regime, the former with CTC's around the  $a$  edges, and the latter with closed spatial curves around the spacelike  $b$  edges. We therefore have branch cuts covering the full interval  $0 < r_h < s_a/3$ , so for simplicity we may abuse language

squared and can perform analytic continuation over it.

Note that we can understand the height (square) as a lapse (square) parameter in the following sense: In a homogeneous isotropic continuum spacetime one may gauge fix the lapse function to be a constant, global parameter measuring the proper time normal to the spatial slices. Similarly, we can understand  $s_h$  to parametrize the extent of our simplicial universe in the timelike direction. The Wick rotation in  $s_h$  corresponds therefore to a Wick rotation of a lapse square parameter. The discrete action depends on  $\sqrt{s_h}$ , hence we will adopt a range of  $(-2\pi, 2\pi]$  for the Wick rotation angle  $\phi$  in (13), so that all values of  $\sqrt{s_h}$  in the complex plane are included. From here on  $s_h$  should be understood as living on a Riemann surface—see the discussion below eq. (9). The sign ambiguity of  $\sqrt{s_h}$  corresponds to that of the lapse, and we identify  $\phi = \pi$  with positive lapse and  $\phi = -\pi$  with negative lapse.

From (13) it also follows that the region satisfying the fluctuation convergence (or rather “non-divergence criterion”) is the one with  $\phi \in [-\pi, \pi]$ , because there (and only there), upon taking the square root, the corresponding arguments are in  $[-\frac{\pi}{2}, \frac{\pi}{2}]$ , so that  $\text{Re} \sqrt{s_h} \geq 0$ .

From the general discussion in §III (see also [15]) we expect that the *Lorentzian* action features branch points at  $r_h = s_a/12$  and  $r_h = s_a/3$ , where the  $(a, b, b)$  triangles and  $b$  edges are null, respectively. Additionally we have a branch point at  $r_h = 0$  resulting from the appearance of  $\sqrt{s_h}$  (cf. FIG. 6). Further, with the branches chosen for the logarithm and square root in (12), the standard Euclidean action corresponds to  $\phi = 0$ , and there are branch cuts at  $\phi = 0$  and  $\phi = \pi$  for  $r_h < s_a/3$ . We thus perform the analytic continuation of the action from the  $\phi \in (0, \pi)$  and  $r_h > s_a/3$  region. This leads to

and speak of having a single branch cut in this larger interval for the lines  $\phi = \pm\pi$ .

Exponential enhancement of the partition function can arise only if the real part of  $W$  is large.  $\text{Re}(W)$  vanishes at  $\phi = \pm\pi$  for  $r_h$  above the branch cut, and it develops a nonzero value next to the branch cut. Crossing the branch cut the real part  $\text{Re}(W)$  changes sign. For  $0 < r_h < s_a/12$  we have  $\text{Re}(W) = \pm 6\pi \sqrt{s_a}$  at  $\phi = -\pi \pm \delta$  and at  $\phi = +\pi \mp \delta$ . For  $s_a/12 < r_h < s_a/3$  we have

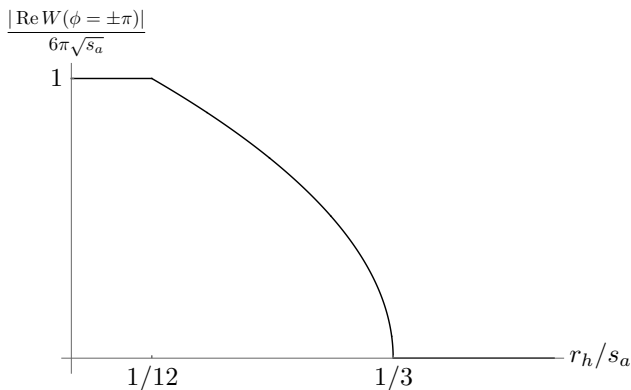


FIG. 7: The real part of  $W$  along the Lorentzian lines is non-vanishing only along the branch cut, and is maximal and constant for the regime with CTC singularities.

$\text{Re}(W) = \pm 12\pi\sqrt{s_b}$  at  $\phi = -\pi \pm \delta$  and at  $\phi = +\pi \mp \delta$ . Note that  $12\pi\sqrt{s_b} = 12\pi\sqrt{e^{i\phi}r_h + s_a/3}$  as a function of  $r_h$  at  $\phi = \pm\pi$  is monotonically decreasing from  $r_h = s_a/12$ , where it is equal to  $6\pi\sqrt{s_a}$ , to  $r_h = s_a/3$ , where it is equal to 0. The absolute value of the real part is thus maximal for the configurations with a CTC singularity, that is, for configurations with  $r_h < s_a/12$ . A plot of this behavior is shown in FIG. 7.

As mentioned above, we will restrict to the branch cut side that agrees with the convergence criterion for the integration contour. Importantly, this means that the partition function can receive exponential enhancement from the light cone irregular regimes, which is maximal from the configurations with CTC singularities.

More precisely, we take the path integral in question to be given by

$$Z = \lim_{\epsilon \rightarrow 0} \int_0^\infty ds_a \mu_a(s_a) \int_C ds_h \mu_h(s_h, s_a) e^W, \quad (15)$$

where we have  $s_a \in (0, \infty)$  due to the triangle inequalities as discussed in §III, and importantly the height-square integration is done over the black contour shown in FIG. 8, for which we parameterized the height-square as  $s_h = r_h e^{i\phi}$ . Notice that the contour contains *both* Lorentzian branches  $\phi = \pm\pi$ , which correspond to positive and negative square roots of  $s_h$  and, as explained above are associated with positive and negative lapse; this is needed in the continuum in order to impose the constraint and will play an important role in the next section. In order to navigate the branch cut in a way consistent with the convergence criterion, the contour is slightly deformed away from the Lorentzian lines for  $r_h < s_a/3$  with the following  $\epsilon$ -prescription: The horizontal bottom line corresponds to an arc of radius  $r_h = \epsilon$  going from  $\phi = -\pi + \epsilon$  to  $\phi = \pi - \epsilon$  that circumvents the  $r_h = 0$  branch point. Similarly, for  $\epsilon < r_h < s_a/3 + \epsilon$  the contour lies at  $\phi = \pm\pi \mp \epsilon$ . These branch cut portions are then joined to the Lorentzian lines  $\phi = \pm\pi$  with arcs

of radii  $\epsilon$  going from  $\phi = \pm\pi \mp \epsilon$  to  $\phi = \pm\pi$ , which we depict in FIG. 8 as the short horizontal lines. The contour continues along the Lorentzian lines from  $r_h = s_a/3 + \epsilon$  to infinity.

In eq. (15) we have also split the quantum Regge calculus measure into two portions, one for what we will call the *fixed-length* path integral  $Z_{s_a}$ , *i.e.* that over  $s_h$  at fixed  $s_a$ , and one for the remaining integral over  $s_a$ . The specific form of  $\mu_a$  will not affect our discussion, as long as it does not overcome the large value of  $e^W$  at the dominating semiclassical saddle. We also ask for  $\mu_a$  to be positive and real, for reasons we discuss below. With the motivation explained in the following paragraph we take the measure  $\mu_h$  to be independent of  $s_a$  and of the form

$$\mu_h(s_h) := -i r_h^\alpha e^{i\alpha\phi}. \quad (16)$$

As shown in Appendix B the presence of the  $-i$  factor and the reality of  $\mu_a$  ensures that  $Z$  is real, as it should be, because it computes the dimension of a Hilbert space.<sup>25</sup> As discussed below, we also require  $\alpha < -\frac{1}{2}$ , in order for our integral to converge.

This form of the Regge measure can be motivated in different ways. For example, the case  $\alpha = -3/4$  can be motivated as the discretization of the measure for the global lapse variable in a continuum minisuperspace path integral similar to ours: The fixed  $s_a$  integral bears some resemblance with minisuperspace real time path integral computations of the no-boundary wave function [17, 51, 52, 55, 57–59]. In that setup one considers the lapse and scale factor as the only metric variables and computes the path integral corresponding to the transition amplitude for going from an ‘initial’ scale factor  $a_0$  to a ‘final’ one  $a_1$ . The integral is over all intermediate scale factors and lapse. A variable transformation leads to an action quadratic in the scale factor variable, and thus a Gaussian path integral in this variable.<sup>26</sup> Gauge fixing the lapse variable to a constant reduces the path integral further, to an integral over a global lapse only. Setting  $a_0 = 0$  one obtains the no-boundary wave function depending on  $a_1$ . The global lapse integral is a close continuum analogue (albeit one spacetime dimension higher) of our fixed  $s_a$  integrals. To see this note that a discrete version of the continuum computation would come about if one considers only the bottom tetrahedra (triangles) of FIG. 2b (FIG. 1b) and treats  $s_a$  as a boundary variable analogous to  $a_1$ . Indeed, as mentioned before, a discrete version of this no-boundary calculation was performed in [15] and there the same Riemann surface topology as that of the current paper was found. In summary, our

<sup>25</sup> In fact, using the saddle point approximation discussed below, or numerical evaluations, one can show that the overall sign on  $\mu_h$  is such that  $Z$  is positive.

<sup>26</sup> In the Gaussian integration the references above ignore the fact that  $a^2$  is constrained to be positive, but see [57, 60] for discussions on this point.

integral over  $s_h$  can be compared with the continuum integral over global lapse. What is important for us is that the continuum integration of the scale factor produces a measure for the lapse integral, which as pointed out in [15] is discretized by a measure like (16) accompanied by a factor for  $\mu_a$  that is positive and regular. Due to the fact that in order to obtain it in the continuum calculation one integrates over a scale factor, one could see this measure as capturing the information of some degrees of freedom that have been integrated out to go from an infinite dimensional minisuperspace integral over the scale factor, to a “microsuperspace” finite-dimensional integral over lapse.<sup>27</sup>

Another option for motivating this class of measures is to refer to three-dimensional quantum Regge calculus (without cosmological constant), for which one can derive a measure which leads to triangulation invariance<sup>28</sup> at one-loop order on a flat background, both for Euclidean and Lorentzian signature [61–63]. Apart from a phase and numerical pre-factors, the measure is given by  $\mu = \prod_{\tau} V_{\tau}^{-1/2}$ , where  $V_{\tau}$  denotes the volume of a tetrahedron  $\tau$ . Our triangulation has four tetrahedra with height square  $s_h$ , the measure would therefore be  $\mu \propto s_h^{-1}$ , *i.e.*  $\alpha = -1$ . We note, however, that  $\mu_a$  is *not* regular at  $s_a = 0$ , and therefore, if used without modifications it would overcome the large value of  $e^W$  in the semiclassical saddle when  $s_a$  is small enough. In other words, this measure does not satisfy the conditions we put on  $\mu_a$ . This is in contrast to the divergence of  $\mu_h$  for small  $r_h$ , which as we will see is not problematic for the validity of the saddle point approximation.

The way we have written  $\mu_h$  in (16) is such that it has

$$W(\phi = 0) \sim 6\pi\sqrt{s_a} - s_a\Lambda\sqrt{r_h/3} + \mathcal{O}(r_h^{3/2}/s_a), \quad (17a)$$

$$W(\phi = \pi) \sim i\left(-\sqrt{s_a}(s_a\Lambda + 18\log(3))/3 + 12\pi\sqrt{r_h - s_a/3}\right) + \mathcal{O}((r_h - s_a/3)^{3/2}/s_a). \quad (17b)$$

That is, (minus) the Euclidean action  $W(\phi = 0)$  has a decreasing behaviour for small (and growing)  $r_h$ , whereas the Lorentzian action  $-iW(\phi = \pi)$  is increasing for small (and growing)  $(r_h - s_a/3)$ . Importantly this behaviour does not depend on the value of  $s_a > 0$ .

The asymptotic behaviour for large  $r_h$  is given by

$$W \sim \frac{1}{\sqrt{3}}e^{i\phi/2}\Lambda(s_a^{\Lambda} - s_a)\sqrt{r_h} + \mathcal{O}(r_h^{-1/2}s_a), \quad (18)$$

<sup>27</sup> The references cited above derived the measure (16) for four-dimensional mini-superspace. A derivation for three-dimensional mini-superspace proceeds along the same line and leads only to a different numerical positive real factor, which we have absorbed into  $\mu_a$ .

<sup>28</sup> A caveat here is that triangulation invariance might not hold anymore if one symmetry reduces the path integral, as we do in our case.

been analytically continued exactly as we did with  $W$ . We are therefore in effect introducing a Riemann surface coordinatized by  $\phi$  and  $r_h > 0$  for the whole integrand in order to avoid the introduction of a possible additional branch cut. We remark that the measure in general is not  $4\pi$ -periodic. So, although  $W$  is  $4\pi$ -periodic, our fixed-length integrand may not be. The integrand will however be periodic as long as  $\alpha$  is rational.

Equation (15) exemplifies the virtues of Regge calculus: namely, it possesses Einstein-like dynamics through the Regge action and gives a tractable finite dimensional integral, which as such can shed some light on quantum gravitational dynamics. Likewise it can be used as a lattice model for numerical evaluations. In particular, we can use it to explore some of the questions raised in §I and §II, as we are about to see.

### C. Saddle point approximation of the path integral

One such question was whether the (continuum) Lorentzian integration contour can be deformed in a way such that the Euclidean de Sitter saddle dominates. The first thing to check is therefore whether the discrete model has a Euclidean-dS-like saddle.

Let us begin exploring this question by analyzing fixed-length saddle points, that is, points that for fixed  $s_a$  extremize the exponent as a function of  $s_h$ . To see whether there are saddles along the Euclidean line at  $\phi = 0$  or at the Lorentzian line at  $\phi = \pi$  we investigate the behaviour of  $W$  for  $r_h$  small or large compared to  $s_a$ . For small  $r_h$  at  $\phi = 0$  and small positive  $(r_h - s_a/3)$  at  $\phi = \pi$  we have

and changes at the threshold value

$$s_a^{\Lambda} := 8\sqrt{3}\pi/\Lambda \approx 43.5/\Lambda. \quad (19)$$

Thus we have for  $s_a < s_a^{\Lambda}$  that  $W(\phi = 0)$  is decreasing for small  $r_h$  and increasing for large  $r_h$ . The function has therefore at least one minimum. In contrast, we have that  $-iW(\phi = \pi)$  is increasing for both small and large  $(r_h - s_a/3)$ , so there might be no extrema. For  $s_a > s_a^{\Lambda}$  the situation is opposite: there must be at least one maximum for the Lorentzian action, while there might be no extrema for the Euclidean action. Indeed, numerical investigations show that there is exactly one saddle point along the  $\phi = 0$  line (and no Lorentzian saddles) for  $s_a < s_a^{\Lambda}$  and exactly one saddle point along the  $\phi = \pi$  line (and no Euclidean saddles) for  $s_a > s_a^{\Lambda}$ .

From equation (10) we see that  $W(\phi = 0) = -W(\phi = 2\pi)$ , and  $\text{Im}(W(\phi = \pi)) = -\text{Im}(W(\phi = -\pi))$ . The Eu-

clidean and Lorentzian saddles appear therefore in pairs; *i.e.*, if there is a saddle at  $(r_h, \phi)$  then there is another saddle at  $(r_h, \phi + 2\pi \bmod 4\pi)$ . A similar appearance of pairs is found in the mini-superspace discussion (see *e.g.* [52]), where these pairs represent positive and negative lapse solutions. The two regimes,  $s_a < s_a^\Lambda$  and  $s_a > s_a^\Lambda$ , are shown in FIG. 8. The critical points of the flow shown in this figure, *i.e.* points where  $\nabla \text{Re} W = 0$ , coincide with the saddle points of  $W$  (with  $s_a$  kept fixed), thanks to the Cauchy-Riemann equations. Note that, apart from the saddles discussed, there are no further saddles if we stay on the Riemann sheet shown in FIG. 8, that is, if we do not cross any of the branch cuts.

The threshold behaviour mimics the continuum<sup>29</sup> [11, 64] and is related to the fact that topological hemispheres can solve the vacuum Euclidean Einstein field equations with cosmological constant as long as their boundary radius is smaller than the dS radius, and that there are complex saddles when it is larger. Thus, it could be that the Lorentzian saddles we find are discrete avatars of these continuum complex geometries. This also suggests that the threshold scale  $s_a^\Lambda$  acts as the de Sitter radius squared.

In summary, the partition function path integral can be split into two segments:  $s_a \in (0, s_a^\Lambda)$ , for which each  $s_a$  admits Euclidean saddles for the  $s_h$  integral; and  $s_a \in (s_a^\Lambda, \infty)$ , for which each  $s_a$  admits Lorentzian saddles.

We are going to evaluate the integrals using deformations to different contours for the two different cases. But before discussing these contour deformations, we note that one can establish the convergence of the integral along the original contour in the limit of  $r_h \rightarrow \infty$ , as long as the parameter  $\alpha$  in the measure satisfies  $\alpha < -1/2$ . To this end one uses Dirichlet's test for convergence of improper integrals, the details of which can be found in Appendix A.

We will now analyze the integral over  $s_h$ , for  $s_a < s_a^\Lambda$ , where we have Euclidean saddles.

In FIG. 8a we show the steepest descent flow of the exponent's real part,  $\text{Re} W$ , for the case with  $s_a \in (0, s_a^\Lambda)$ . The figure indicates that the original contour can be deformed to the dashed one, which passes through the steepest descent contour of the  $\phi = 0$  saddle point (that is, the *Lefschetz thimble*) to then rejoin the original Lorentzian contour. Along the thimble  $W$  has positive real part:  $\text{Re} W$  vanishes at  $\pm\pi$  away from the branch cut, because there the simplicial geometry is (edge) light cone regular (*cf.* §IVA), so in the thimble,  $\text{Re} W$  ascends from zero to a positive maximum and then descends back to zero. In the rest of the deformed contour,  $\text{Re} W$  is zero, because the contour goes along the Lorentzian lines. The thimble's contribution therefore dominates in a semiclassical expansion, where it can also be approximated by a

saddle point evaluation. This conclusion is only strengthened when taking into account the measure as it suppresses larger heights.

In fact, by arguments similar to the ones we will give for the case with Lorentzian saddle points, the arcs at infinity from  $\phi = -2\pi$  to  $\phi = -\pi$  and from  $\phi = \pi$  to  $\phi = 2\pi$ , have vanishing contour integrals, so one could actually further deform the  $r_a > s_a/3$  sub-portions of the contour along the flow all the way to the line at  $\phi = -2\pi$  and the line at  $\phi = 2\pi$ , which we *should not* identify when taking into account the measure  $\mu_h \sim s_h^\alpha$  for general  $\alpha$ . In this way, the left (right) sub-portion would become the portion of the Lefschetz thimble with  $-2\pi < \phi < -\pi$  ( $\pi < \phi < 2\pi$ ) followed by the sub-portion of the Euclidean branch at  $\phi = -2\pi$  ( $\phi = 2\pi$ ) that goes from its critical points up to infinity. Thus, the full integral is equivalently expressed as that over the full Lefschetz thimble—not just the portion with  $\phi \in (-\pi, \pi)$ —and the sub-leading Euclidean portions. The Euclidean sub-portions are also steepest descent flow lines, and therefore their contributions are sub-leading with respect to the full thimble associated with the  $\phi = 0$  saddle point, which goes from  $\phi = -2\pi$  to  $\phi = 2\pi$ . The full integral is manifestly convergent and, importantly, saddle point dominated.

In conclusion, for each value of  $s_a \in (0, s_a^\Lambda)$ , the fixed-length integral can be approximated, in a semiclassical expansion, by

$$Z_{s_a} \sim \exp(W_{\text{HJ}}(s_a)), \quad (20)$$

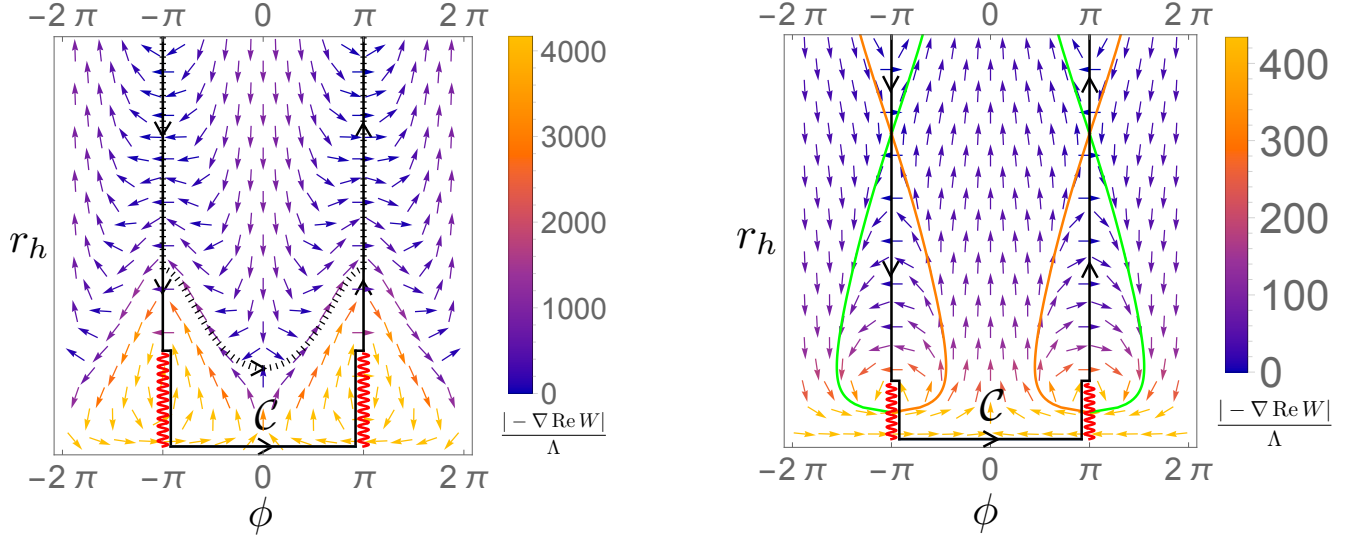
with  $W_{\text{HJ}}$  the *fixed-length Hamilton-Jacobi function*, *i.e.*, the exponent  $W$  evaluated on the fixed-length saddle,  $W(s_h(s_a), s_a)$ .

In FIG. 9 we show the behaviour of  $W_{\text{HJ}}$ . It vanishes at  $s_a = 0$ , increases up to a maximum at  $s_a = s_a^* \approx 24.3/\Lambda$ , and returns to zero as  $s_a$  approaches  $s_a^\Lambda$ . In this limit,  $r_h(s_a)$  tends to  $\infty$ . On the other hand  $r_h(s_a)$  goes to zero as  $s_a \rightarrow 0$ , which can be argued by minimizing (17a) including the next-to-next-to-leading order term and noting that the resulting saddle is consistent with the small  $r_h$  approximation. More specifically, we have saddles at  $r_h \approx s_a^2 \Lambda / 216$  for  $s_a \ll s_a^\Lambda$ .

As hinted at in the previous section, one might worry that the divergent behaviour of  $\mu_h$  as  $r_h \rightarrow 0$  changes the validity of using fixed-length saddle points of  $W$  for semiclassical evaluations and therefore of (20), especially because at the saddle  $r_h(s_a) \xrightarrow{s_a \rightarrow 0} 0$ . This is not the case. Although it is true that the contour integral receives locally large contributions from the region near  $r_h = 0$ , they evidently cancel each other, since the contour can be deformed away from this region. Moreover, the small  $r_h$  divergence does not invalidate our saddle point approximation. To see that we note that when considering the steepest descent flow of  $\text{Re}(W + \log \mu_h)$  one still sees the same qualitative behaviour as in FIG. 8 in the  $-\pi < \phi < \pi$  region, which indicates that the saddle point approximation is valid when using the saddle points of the *joint exponent*  $W + \log \mu_h$  (properly analytically

<sup>29</sup> It has also appeared in other closely related discrete analyses [15, 18].





(a) Steepest descent flow of  $\text{Re } W$  for the case of fixed  $s_a = s_a^* < s_a^\Lambda$ . In this case we have exactly two Euclidean saddle points of opposite sign for the lapse, and the contour can be deformed to the dashed one, which in the portion with  $\phi \in (-\pi, \pi)$  agrees with the Lefschetz thimble of the  $\phi = 0$  Euclidean saddle.

(b) Steepest descent flow of  $\text{Re } W$  for fixed  $s_a > s_a^\Lambda$ . Here we have exactly two Lorentzian saddle points of opposite sign for the lapse, and the contour can be closed at infinity using an (infinite) arc with  $\phi \in (-\pi, \pi)$ . We also show Lefschetz thimbles and anti-thimbles of the critical points. Note that each anti-thimble (orange, steepest ascent flow line) intersects the quasi-Lorentzian contour in two points, once at the saddle and once at the branch cut, which would have been impossible had  $W$  not developed a positive real part at the branch cut.

FIG. 8: Riemann sheet of the path integral exponent  $W$  as a function of the variable  $s_h$  (or equivalently the complex height  $\sqrt{s_h}$ ) represented with coordinates  $(\phi, r_h)$ . Note that the lines at  $\phi = -2\pi$  and  $\phi = 2\pi$  are to be identified and that the one at  $r_h = 0$  must be understood as a point (zero radius). The original ( $\epsilon$ -deformed Lorentzian) integration contour is shown as the solid and connected line, which circumvents infinitesimally the branch cuts (wavy red lines at the bottom) according to the convergence criterion. The contour includes both signs of the lapse, *i.e.* both the lines  $\phi = \pi$  and  $\phi = -\pi$ , as needs to happen in the continuum to implement the Hamiltonian constraint. Because the  $r_h = 0$  line on the diagram corresponds to a branch point, the horizontal portion of the contour is understood as an infinitesimal arc around the height-squared origin.

continued). The position of these fixed-length saddles turns out to be always finite, approaching  $r_h = (2\alpha\hbar G)^2$  as  $s_a \rightarrow 0$ , and therefore produces a finite exponent. If  $\hbar$  is sufficiently small compared to the action, the saddles of the joint exponent will still give the behaviour of FIG. 9, since the contribution of  $W$  in the joint exponent will become dominant, as the action is divided by  $\hbar$  whereas the measure adds a logarithmic dependence on  $\hbar$  to the joint exponent.

Now, for sufficiently small  $s_a$ , the qualitative behaviour of the flow does change in the region with  $|\phi| > \pi$ . This only changes our discussion regarding the further deformation along the flow of the  $r_h > s_a/3$  portions, because what happens then is that the thimble associated to the joint exponent saddle at  $\phi = 0$  does not end up in a saddle at  $\phi = -2\pi \equiv 2\pi$ , but actually asymptotes to the line  $\phi = \pm 2\pi$ . However, in this situation we again have a further deformed contour in which the integral is “manifestly convergent and saddle point dominated”, because

it is still made of steepest descent flow lines.

Hitherto these are just fixed-length saddles, there is no guarantee to have extrema with respect to  $s_a$ . However, as noted, there is actually a maximum when  $s_a = s_a^*$  and one has  $W_{\text{HJ}}(s_a^*) \approx 1.85 \times S_{\text{dS}_3}$ , where  $S_{\text{dS}_3} = \frac{4\pi^2}{\sqrt{\Lambda}}$  denotes the Gibbons-Hawking entropy. In a semiclassical expansion this maximum would dominate, and therefore one would have

$$Z \sim \exp(1.85 \times S_{\text{dS}_3}). \quad (21)$$

Due to its Euclidean nature and the fact that its action scales with  $S_{\text{dS}_3}$  as  $1/\sqrt{\Lambda}$ , this is identified as a discrete Euclidean de Sitter saddle. The result (21) was reached with a Lorentzian path integral and resembles that of Gibbons and Hawking, up to the numerical factor 1.85 (which we will discuss in §IV D). However, before we can conclude that the Euclidean saddle dominates, we must evaluate the contribution coming from the  $s_a^\Lambda < s_a < \infty$  domain.

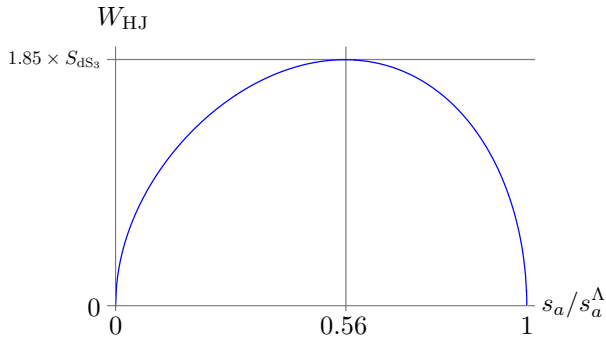


FIG. 9: Fixed-length Hamilton-Jacobi function,  $W_{\text{HJ}}(s_a)$  with  $s_a < s_a^\Lambda$ , that is for the range where only Euclidean saddle points exist.

The exponential enhancement, which resulted from the imaginary contribution due to the chosen side of the branch cut, appears at first to lead to trouble. The remaining contribution to the path integral, from the  $s_a \in (s_a^\Lambda, \infty)$  regime, also contains the branch cut portions of the contour, and the corresponding exponential enhancement grows indefinitely with the size of the horizon, *i.e.*  $s_a$  itself. Note, however, that we integrate over *both* positive and negative lapse. The net integral depends on how these contributions combine. In the Euclidean saddle regime, as explained above, the contour can be deformed away from the branch cut to pass through a saddle that is also exponentially enhanced and dominates the integral. Thus, in the Euclidean saddle regime, the contributions from the two portions are evidently additive. In the Lorentzian saddle regime, on the other hand, it turns out that they cancel.<sup>30</sup>

To show that they cancel we start by noting that Cauchy's theorem ensures, that the fixed-length integral equals the integral of the arc at infinite radius going from  $\phi = -\pi$  to  $\phi = \pi$ . More precisely for the fixed-length integral in the regime  $s_a > s_a^\Lambda$ , we have

$$\begin{aligned} Z_{s_a > s_a^\Lambda} &= \lim_{r_h \rightarrow \infty} \int_{\text{arc}} ds_h \mu_h e^W \\ &= \lim_{r_h \rightarrow \infty} \int_{-\pi}^{\pi} d\phi (ir_h e^{i\phi}) \mu_h e^W. \end{aligned} \quad (22)$$

We will prove that this infinite arc integral is zero provided the measure satisfies  $|\mu_h| = r_h^\alpha$  with  $\alpha < -1/2$ . In particular, this is the case for our measure (16).

The key intuition behind this is based on the fact that the asymptotic behaviour of the exponent changes as one crosses the threshold  $s_a^\Lambda$  from below: As seen from eq. (18) and suggested by the gradient flow of  $\text{Re } W$  in FIG. 8, in the region  $-\pi < \phi < \pi$  the limit of  $\text{Re } W$  as  $r_h \rightarrow \infty$  changes from diverging to  $\infty$  (for  $s_a < s_a^\Lambda$ )

<sup>30</sup> One can in fact show that they do not vanish individually.

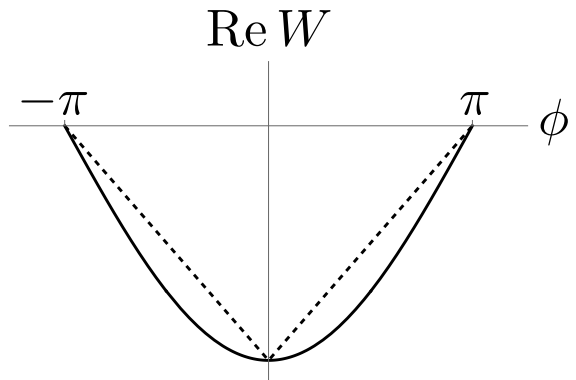


FIG. 10: This figure shows  $\text{Re } W$  (solid) as a function of the Wick rotation angle  $\phi$  in the range  $\phi \in [-\pi, \pi]$ , with  $s_a \Lambda = 50$  and  $r_h \Lambda = 10^3$ . For sufficiently large  $r_h$ ,  $\text{Re } W$  is non-positive and convex for  $\phi \in [-\pi, \pi]$ . It can therefore be bounded by a piecewise linear function (dashed) obtained by gluing secants. Here we choose to use two secants, which cut the  $\text{Re } W$  graph at  $\phi = -\pi$  and  $\phi = 0$ , and at  $\phi = 0$  and  $\phi = +\pi$ , respectively.

to diverging to  $-\infty$  (for  $s_a > s_a^\Lambda$ ). This is a manifestation of the competition between the curvature term and the cosmological constant term in the action. Therefore, for large  $r_h$ , the integrand in (22) is exponentially suppressed. However,  $\text{Re } W(\pm\pi) = 0$  for  $r_h > s_a/3$ , so right at the boundary points  $\phi = \pm\pi$  of the arc the exponential suppression disappears and the absolute value of the integrand is of order  $r_h \mu_h$ . This could lead to a nonzero and even divergent result if  $\mu_h$  does not (sufficiently) suppress large heights. We shall now see that with a suitable measure the integral indeed vanishes.<sup>31</sup>

<sup>31</sup> There is an alternative approach that would lead to the same conclusion, while using a trivial measure  $\mu_h = 1$ . One can regularize the purely oscillatory portions of the fixed-length integrals (*i.e.* those with  $s_a/3 < r_h < \infty$ ) in the standard way by adding an exponential damping for large  $r_h$  parametrized by an infinitesimal parameter  $\epsilon$ . This can be achieved by deforming the contours infinitesimally away from the Lorentzian lines for large heights. However, given how the asymptotic behaviour of  $\text{Re } W$  changes when crossing  $s_a^\Lambda$ , the deformation would depend on the regime in question. For  $s_a > s_a^\Lambda$  the contours would be positioned asymptotically at  $\phi = \pm\pi \mp \epsilon$  and the integral over the asymptotic arc would be zero, because the arc now does not include the boundary points at  $\phi = \pm\pi$ . For  $s_a < s_a^\Lambda$  one would have a contour asymptotically at  $\phi = \pm\pi \pm \epsilon$  and the same Euclidean saddle point as in the main text dominates in a semi-classical expansion. However, this asymptotic deformation for  $s_a < s_a^\Lambda$  violates the off-shell (strong) version of the convergence criterion. Thus, although the main conclusions of §IV C would hold also in this approach, it comes with the cost of letting go of the strong convergence criterion and adopting instead its weak (on-shell) version, *i.e.*, that in which it is only required for the dominating saddle point to be such that  $\text{Re } N > 0$ . Further work is needed to determine whether the weak version suffices in the context of the full multidimensional integral.

We begin by observing that for sufficiently large  $r_h$ ,  $\text{Re } W$  is convex as a function of  $\phi \in [-\pi, \pi]$ , as illustrated by the solid line in FIG. 10. Therefore its graph lies below the two secants which go from the point  $(-\pi, 0)$  to  $(0, \text{Re } W(\phi = 0))$  and from the point  $(0, \text{Re } W(\phi = 0))$  to  $(\pi, 0)$ , respectively (*cf.* dashed lines in FIG. 10). In other words,  $\text{Re } W$  is bounded from above by the function

$$\beta := \text{Re } W(\phi = 0)(1 - |\phi|/\pi), \quad (23)$$

whose graph is illustrated by the dashed line in FIG. 10. Thus,

$$\begin{aligned} 0 \leq |Z_{s_a > s_a^\Lambda}| &\leq \lim_{r_h \rightarrow \infty} \int_{\text{arc}} |ds_h \mu_h e^W| \\ &\leq \lim_{r_h \rightarrow \infty} \int_{-\pi}^{\pi} d\phi r_h^{1+\alpha} e^\beta \\ &= \lim_{r_h \rightarrow \infty} \frac{2\pi r_h^{1+\alpha}}{W(\phi = 0)} \\ &\propto \lim_{r_h \rightarrow \infty} r_h^{\frac{1}{2}+\alpha} \end{aligned} \quad (24)$$

where we have used (16). The last two relations follow because (*cf.* (18))

$$\lim_{r_h \rightarrow \infty} W(\phi = 0) \propto \lim_{r_h \rightarrow \infty} (-\sqrt{r_h}) = -\infty.$$

The upper bound thus vanishes provided  $\alpha < -1/2$ .

In summary, above the threshold, the fixed-length integral over the arc at infinity connecting the Lorentzian branches is zero, as its absolute value is bounded from above by the integral of  $r_h^{1+\alpha}|e^\beta|$ , which vanishes if  $\alpha < -1/2$ . But since said arc together with the original integration domain form a closed contour, it must be that the integration over the latter also vanishes, by virtue of Cauchy's theorem. (Note also that we can *not* conclude the same in the  $(0, s_a^\Lambda)$  sub-domain, since according to (18) the integrand diverges for  $r_h \rightarrow \infty$ .)

As said cancellation happens for every  $s_a$  with  $s_a^\Lambda < s_a < \infty$ , this second regime of the partition function path integral does not contribute, and therefore in the semi-classical approximation we indeed recover, by deformation of a Lorentzian contour, the Gibbons-Hawking-like result (21) as conjectured in the continuum setting of [9, 11].

We note that there is also a more heuristic reason why the saddle points along the Lorentzian lines do not contribute: these are only saddle points if we restrict variations to the  $s_h$  variable, but none of these partial saddle points turns out to be a saddle with respect to variations of both  $s_h$  and  $s_a$ .

Thus, using our discrete formulation we have found that, starting from a quasi-Lorentzian path integral for the partition function under study, a) one obtains an exponentially enhanced result for the entropy consistent with the result of Gibbons and Hawking, which arises due to the imaginary contribution to the action that comes from CTC singularities, and b) although the exponential

enhancement of the integrand grows without bound with the size of the system boundary, its contribution to the integral is cut off by cancellations, via a mechanism similar to that discussed in a related continuum context in ref. [5].

Note, however, that the overall factor in the exponent of (21) makes it such that our result does not exactly match that of Gibbons and Hawking, which agrees with the Bekenstein-Hawking entropy formula for a cosmological horizon of circumference (“area”)  $L = 2\pi/\sqrt{\Lambda}$ , namely  $S_{\text{dS}_3} = 2\pi L = 4\pi^2/\sqrt{\Lambda}$ .<sup>32</sup> Thus, the precise continuum dS result is not recovered. This is likely a discretization artifact. Indeed, the three-dimensional Regge Hamilton-Jacobi function is not triangulation invariant in the presence of a non-zero cosmological constant when using flat<sup>33</sup> tetrahedra [65], as done here; thus one would expect to recover the continuum result only in a continuum limit.

Before commenting further on this issue of discretization artifacts let us contemplate what would happen if we were to choose the Lorentzian contour to go along the exponentially suppressing side of the branch cut. In this case both the contour part corresponding for positive lapse and the contour part corresponding to negative lapse can be deformed so as to pass through the Euclidean saddle point at  $\phi = 2\pi$ , which give exponentially suppressed contributions (*cf.* [15]). In case one is using a measure  $\mu_h \sim s_h^{-1}$ , which does allow us to use the Riemann surface coordinatized by  $\phi \in [-2\pi, 2\pi]$ , one can even close the contour with an arc at infinity, whose contribution is zero. One would thus find that the integral over  $s_h$  leads to zero in the Euclidean saddle regime. The appearance of the branch cuts and the choice of branch cut side seem therefore to be essential for the result.

Notably, our branch cuts may have a continuum analogue: As discussed above, our calculation is structurally similar to continuum Lorentzian minisuperspace no-boundary wave function calculations which can be reduced to an integral over a global lapse that is comparable with our fixed-length integrals. The continuum action includes however a  $1/N$ -term (originating from proper time derivatives normal to the spatial hypersurfaces), hence the  $N = 0$  point represents an essential singularity. By contrast, the Regge action is finite for vanishing height, but has a branch cut for sufficiently small height values. The branch cut in the discrete theory and the  $1/N$  singularity in the continuum both arise from degeneracy of the metric. When  $N$  goes to zero, the spacelike foliation degenerates, and no proper time flows. In our simplicial setting, this happens at the CTC singularity even when the timelike height of the tetrahedron is nonzero, provided it is small enough that there is

<sup>32</sup> Recall that in our units  $8\pi G = \hbar = 1$ , so the Bekenstein-Hawking entropy for a horizon is  $L/4\hbar G = 2\pi L$ .

<sup>33</sup> The situation changes when dealing with homogeneously curved tetrahedra [27].

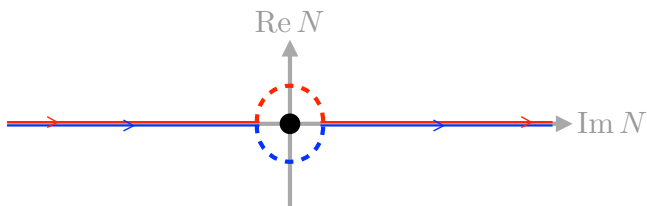


FIG. 11: Different global lapse contours (red/upper and blue/lower dashed lines) used in the literature to compute the no-boundary wave function from path integrals [51, 52]. They differ in how they circumvent an essential singularity (black dot) at  $N = 0$ . This continuum situation is analogous to ours, where we may navigate the branch cuts, which are centered at  $s_h = 0$ , in two different ways if we do not take into account the convergence criterion. This similarity suggests that the Regge action may in general blow up singularities of the continuum action as branch cuts.

a CTC singularity where time does not flow.

Whereas in the discrete case one needs to decide how to navigate the branch cut for small height values, one needs to decide in the continuum how to navigate the essential singularity at  $N = 0$ . One can indeed reproduce both the choice of the suppressing side of branch cut and the enhancing side of branch cut in the continuum mini-superspace discussion, as shown by the works [51] and [52], respectively. These works indeed differ in their choice of how to navigate the essential singularity. The different contour choices are illustrated in FIG. 11. In fact, when choosing the side leading to exponential enhancement one picks up a contribution from the Hartle-Hawking saddle, so that after setting  $a_1 = 0$  (which corresponds to integrating over all minisuperspace geometries with no-boundary at all, similar to our calculation) one gets  $Z \sim \exp S_{\text{dS}}$  in a semiclassical limit, as do we.

One could thus say that by discretization we have blown up the essential singularity into a branch cut. This has the advantage of making the related choice of contour more obvious and also provides an intuitive explanation of how Lorentzian path integrals can lead to exponentially enhanced results. Further, it could be interesting to explore if the essential singularity and corresponding circumvention in the lapse complex plane somehow capture the geometry of CTC singularities or a remnant of it. Indeed, we just argued that the continuum mini-superspace path integral (with the appropriate choice of contour near  $N = 0$ ) leads also to the de Sitter entropy. This happens despite the fact that the continuum mini-superspace geometries do not include CTC singularities—at least as long as the scale factor and lapse are kept real. The match between the discrete and continuum mini-superspace results suggests, however, that the geometries resulting from making the lapse complex might describe CTC singularities.

#### D. Refinement of the discretization

We noted the numerical disagreement between the continuum result  $S_{\text{dS}_3} = 4\pi^2/\sqrt{\Lambda}$  and the discrete one coming from (21). To evaluate whether it dissipates in the continuum limit we can check if the discrepancy reduces when refining the triangulation. Let us do so.

We will consider a minimal refinement scheme that will indeed reduce the difference between the continuum and discrete results. However, it will not be a continuum limit. In particular, we will not be adding more degrees of freedom into the system, but we will make it smoother. Thus, the difference is not eliminated completely, but enough to support the expectation that the discrepancy is a discretization artifact.

So far we used as a fundamental building block an isosceles triangular pyramid with equilateral base triangle. This can be refined (in the sense of smoothing the horizon's triangulation) by an isosceles pyramid with square base, or pentagonal base, or in general a *regular*  $n$ -gon as a base. We can then glue four of these pyramids as in FIG. 2b to obtain a sequence of triangulations labeled by  $n$ . In the  $n \rightarrow \infty$  limit the sequence reproduces the geometry of four cones glued together as in the figure. The analytic structure of any of these triangulations is qualitatively similar to that of the original tetrahedral case, so the arguments of §IV C migrate directly and we can ask what is the semiclassical behaviour of the partition function as  $n$  changes. This is captured in FIG. 12, which confirms the discussion above, namely: as we refine, the continuum result is approached, but not reached, as this is not the full continuum limit. This suggests that, indeed, the pre-factor in the exponent of (21) is a discretization artifact.

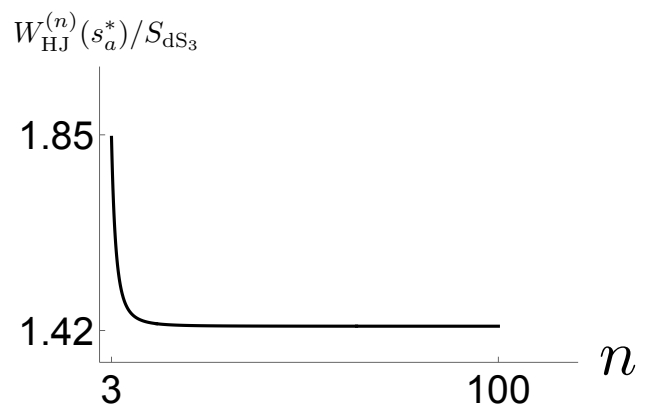


FIG. 12: Fitted function showing the ratio of the continuum and discrete computations. The ratio goes closer to one with the refinement scheme, but saturates around 1.42

## V. DISCUSSION

The Lorentzian gravitational path integral (integrating over both positive and negative lapse) imposes the diffeomorphism and Hamiltonian constraints [57] onto the initial and final states and computes the physical inner product between states. If the initial and final configurations are identified, the path integral computes the dimension of the physical Hilbert space. In this work we implemented this in the case of simplicial minisuperspace gravity in 2+1 dimensions with a positive cosmological constant, for a system whose spatial configuration is a triangle, and whose spacetime topology is a 3-sphere. The configurations are characterized by two squared edge lengths, and include a class with closed timelike curves around the perimeter of the triangle, as required if the path integral is to compute the dimension of the Hilbert space of triangle geometries. We expected the result to agree, at least qualitatively, with the entropy associated with a static patch of de Sitter space, and this expectation was confirmed. Key to the result is the imaginary contribution to the action that arises from the presence of the closed timelike curves, in close analogy with what was found in a related continuum calculation of black hole entropy [5].

The simplicial framework offers a number of advantages and insights:

- It provides a regularization of the path integral, turning it into a finite dimensional integral. This allows a much more explicit treatment of the path integral than in the infinite dimensional continuum case. The two-dimensional integral naturally splits into an integral where we keep the area (here a length) of the support of the conical singularity fixed, and a second integration over this volume. The same split has been discussed for the continuum in [5].
- The Lorentzian Regge action, derived via analytic continuation from the Euclidean Regge action [15], naturally includes imaginary terms for codimension-2 conical singularities which support light cone irregularities [15, 21]. This is to be contrasted with the continuum framework [5, 48], where additional input is needed in order to define the action in the presence of such light cone irregularities.
- The framework of the complex Regge action [15], which we employ here, makes also clear that (edge) light cone irregularities are associated with branch cuts. The Lorentzian contour is therefore not uniquely defined in the presence of such light cone irregularities. One rather needs also to specify how to navigate the branch points. In doing so the contour cannot remain strictly Lorentzian, as we have to go into the complex domain. (There is a second sense in which our contour is not strictly

Lorentzian, as we do allow light cone irregularities to occur.)

The choice of contour along the branch cut decides whether the resulting path integral picks up exponentially enhancing or suppressing contributions. These result from the imaginary terms in the Regge action, and explain how a Lorentzian path integral can lead to an exponentially enhanced result and thus a large entropy.

The exponential enhancement is present already along our quasi-Lorentzian integration contour, but we are also able to rigorously justify deformation of the contour so that it passes through a Euclidean saddle that yields the leading order result and is a discrete version of the one postulated by Gibbons and Hawking [66] to be dominant. Earlier work [9] argued that such a contour deformation should be possible. Here, in the simplicial minisuperspace setting, we have verified that indeed it is.

One might think that the ambiguities in the Lorentzian contour are a discretization artifact, however this does not seem to be the case. A related choice of contour exists also in continuum calculations of the no-boundary wave function, hidden in the choice of detour around an essential singularity of the integrand at vanishing lapse [52, 59, 64]. The same kind of ambiguity appears also in the continuum discussion of topology changing trouser configurations [56].

- Our discrete example offers sufficient control over the integral so that we can establish explicitly its convergence along the contour dictated by the nature of the partition function being calculated, namely, the quasi-Lorentzian contour described above. We are also able to establish that a contour deformation to certain Lefschetz thimbles is allowed.<sup>34</sup> Unlike in some work on the path integral for a cosmological wave function (*e.g.*, [67]), the thimble contour is here justified from first principles via deformation of the original partition function contour, rather than being postulated.
- In addition to the convergence of the minisuperspace integral taken by itself, there is the crucial issue of convergence of the (infinitely many) “fluctuation” integrals that are ignored in the minisuperspace treatment. As first emphasized by Halliwell and Hartle [17] in the context of the saddle point approximation to the no-boundary wave function, the recovery of quantum field theory in

---

<sup>34</sup> See [19] for a numerical technique (known as acceleration of series convergence) which allows to evaluate the Lorentzian integral without any contour deformation. The results coincide with a numerical integration along a deformed (Lefschetz thimble) contour.

curved spacetime requires that the fluctuation integrals are convergent, which in turn requires that the real part of the lapse function be positive (in a convention where the Euclidean lapse is real). (See also [53, 54, 56] for related discussions.)

We have adopted this fluctuation convergence criterion (FCC) to determine how to circumnavigate the branch points of the Lorentzian contour, and found that the resulting contour is also the one on which there is exponential enhancement, rather than exponential suppression, of the integral. It makes good sense that satisfaction of the FCC is required in order to obtain the large Bekenstein-Hawking horizon entropy, given that this entropy can be understood as a form of vacuum entanglement entropy, UV regulated somehow by quantum gravity [68]: the FCC is essentially the condition that the fluctuations behave locally as they do in the Minkowski vacuum.

- As emphasized in [5] the mechanism allowing for a positive entropy carries however also the danger of giving a divergent result: we also need to integrate over the area (here given by a length parameter  $s_a$ ) of the conical singularities. With exponential enhancement this integral seems bound to diverge. However, we encounter a novel and surprising mechanism that prevents such a divergence. The threshold value  $s_a^\Lambda = 8\sqrt{3}\pi/\Lambda$  distinguishes two regimes. For  $s_a < s_a^\Lambda$  the integral (over the remaining parameter, which can be identified with a lapse) has only Euclidean saddles, whereas for  $s_a > s_a^\Lambda$  the system has two Lorentzian saddles, one for positive and one for negative lapse. Integration over both positive and negative lapse—as required for projection onto the physical Hilbert space—leads to cancellation of these large  $s_a$  contributions; in fact, a closed contour argument shows that in this regime the integral vanishes exactly.

Also connected with these fixed  $s_a$  integrals over our lapse-like variable is the observation we made in §IV C pointing out that they are structurally similar to real time no-boundary wave function computations in the Regge framework [12–15]. It is therefore tempting to compare the analytic structure with the one of the corresponding continuum minisuperspace calculations where one sees that at small lapse one needs to leave the strictly Lorentzian contour in order to circumvent an essential singularity at zero lapse. This seems to be reminiscent of the branch cut circumvention in the discrete needed for small lapse, so it would be interesting to study this similarity in greater detail.

It is also interesting to compare the behavior of the fixed  $s_a$  Euclidean saddle action with that in the analogous continuum setting. As seen in FIG. 9, the negative of the simplicial saddle action grows with  $s_a$  to a maximum at some  $s_a^*$ , and then decreases to zero at  $s_a^\Lambda$ . Moreover, the lapse ( $\sqrt{r_h}$ ) at the saddle diverges in the

limit  $s_a \rightarrow s_a^\Lambda$ . In the continuum, the minimal action Euclidean saddle at fixed spatial volume was found in [11] to behave similarly in both of these respects. A difference, however, is that in the simplicial case the boundary perimeter of the spatial triangle reaches the maximum value  $3\sqrt{s_a^\Lambda} > 0$  when the action vanishes, whereas in the continuum case the action is proportional to the boundary  $(D-2)$ -area, which goes to zero when the spatial  $(D-1)$ -volume covers the complete de Sitter equatorial  $(D-1)$ -sphere.

For the case of zero cosmological constant,  $s_a^\Lambda$  goes to infinity, so a Euclidean saddle exists for any fixed spatial area. In the simplicial model, at the saddle in this limit we have  $r_h \sim s_a^2 \Lambda \rightarrow 0$ . One can see by inspection of the general formula for  $W$  in (14) that in this limit  $W \rightarrow 6\pi\sqrt{s_a}$ , which remarkably is precisely equal (in our units with  $8\pi G\hbar = 1$ ) to the Bekenstein-Hawking entropy associated with the triangle perimeter,  $L = 3\sqrt{s_a}$ .

Another comparison between the simplicial and continuum cases worth mentioning concerns the curvature of the fixed spatial area Euclidean saddle geometry. In the continuum, unless the fixed spatial area corresponds precisely to that of the de Sitter hemisphere, there is a mild (integrable) curvature singularity at the disc boundary (*i.e.*, at the Euclidean horizon), which implies that higher curvature terms that would appear in the effective field theory action for a UV completion of the theory should be taken into account. In the simplicial theory, on the other hand, all curvature is focused onto bones, and the discrete analog of curvature never diverges.

We have seen that the simplicial Regge framework can shed light on a number of issues for the Lorentzian gravitational path integral. Numerous generalizations are possible, and promise to yield interesting physical insights. A simple variation on what we have done here would be to employ a triangulation whose configurations, for any value of the “lapse”, are only those with CTC singularities, *i.e.*, which do not include initial and final singularities. This would be closer to the nature of the continuum partition function. And it would be interesting to devise a continuum minisuperspace partition function that would involve integration over such configurations, which could be compared with the simplicial model. More generally, refining our triangulation and relaxing symmetry assumptions the Regge framework would allow one to add geometric fluctuations, such as anisotropies, in a controlled manner, in analogy with the continuum minisuperspace work in [55, 69, 70]. This would clarify the role of the fluctuation convergence criterion, and more generally could give us more confidence that the Lorentzian gravitational path integral can be made well defined. And, finally, these methods could be applied to investigations of black hole space times and configurations which describe topology change.

## ACKNOWLEDGMENTS

We thank Seth Asante for providing FIGURE 5. JPA thanks Oleksandra Hrytseniak and Donald Marolf for discussions and is supported by an NSERC grant awarded to BD. Part of this research was conducted while BD was visiting the Okinawa Institute for Science and Technology (OIST) through the Theoretical Sciences Visiting Program (TSVP). Research at Perimeter Institute is supported in part by the Government of Canada through the Department of Innovation, Science and Economic Development Canada and by the Province of Ontario through the Ministry of Colleges and Universities. TJ is grateful to PI for a hosted research visit during which this collaboration was initiated. The work of TJ was supported also in part by NSF grants PHY-2012139 and PHY-2309634.

### Appendix A: Convergence of the $s_h$ integral along the Lorentzian contour

Here we establish the (conditional) convergence of the fixed length path integral  $Z_{s_a} = \int dr_h \mu(r_h) e^W(r_h)$  along the Lorentzian contour when  $r_h \rightarrow \infty$ . To do so we apply Dirichlet's test for convergence of improper integrals [71]. This states that the integral

$$\int_a^\infty f(x)g(x)dx \quad (\text{A1})$$

of the product of two continuous complex valued functions converges if two conditions hold: (i) the modulus of  $\int_a^x f(t)dt$  is uniformly bounded on all intervals in  $[a, \infty)$ , and (ii) the real and imaginary parts of  $g$  are monotonic and  $\lim_{x \rightarrow \infty} g(x) = 0$ . To apply this test we make use of the asymptotic expansion of  $W(r_h)$  for large  $r_h$ . According to equation (18) we have for  $\phi = \pm\pi$  the asymptotic behaviour  $W(r_h) \sim \imath c\sqrt{r}$ , with  $c \in \mathbb{R}$ . The subleading terms are of the form  $\imath R(r_h) = \imath \sum_{k \geq 1} c_k r_h^{-k+1/2}$  with  $c_k \in \mathbb{R}$ , hence  $R \rightarrow 0$  for  $r_h \rightarrow \infty$ . For large  $r_h$  the integral thus becomes

$$\begin{aligned} & \int_a^\infty dr_h r_h^\alpha \exp(\imath R(r_h)) \exp(\imath c\sqrt{r_h}) \\ &= \\ & 2 \int_{\sqrt{a}}^\infty dx x^{2\alpha+1} \exp(\imath R(x^2)) \exp(\imath cx), \quad (\text{A2}) \end{aligned}$$

where  $x \equiv \sqrt{r}$ . We then choose  $f = \exp(\imath x)$  and  $g = x^{2\alpha+1} \exp(\imath R(x^2))$ . Dirichlet's test is passed as long as  $\alpha < -1/2$  and we choose the lower boundary value  $a$  for the integral sufficiently large, so that the imaginary and real parts of  $g(x)$  are monotonic (remember that  $R(x) \rightarrow 0$  for  $r \rightarrow 0$ ). In the main text we show that  $\alpha < -1/2$  also ensures that the integral over a certain  $\phi$ -parametrized arc vanishes in the limit of  $r_h \rightarrow \infty$ , which allows us to replace the original contour with a deformed contour.

## Appendix B: Reality of the partition function

Here we show that the simplicial path integral computed in the main text,  $Z$ , is real, which is consistent with it being a discrete version of a partition function computing the dimension of a Hilbert space.

To do so we begin by splitting  $Z$  (cf. (15)) into its contribution from the left and right quasi-Lorentzian portions of the contour at  $\phi = \mp\pi$ , respectively, together from the contribution of the arc around  $r_h = 0$  (cf. FIG. 8):

$$\begin{aligned} Z &= \lim_{\epsilon \rightarrow 0} \int_0^\infty ds_a \mu_a(s_a) Z_{s_a} \\ &= \lim_{\epsilon \rightarrow 0} \int_0^\infty ds_a \mu_a(s_a) (Z_{s_a}^L + Z_{s_a}^R + Z_{s_a}^{\text{arc}}). \quad (\text{B1}) \end{aligned}$$

As stated in §IV B we consider a real  $\mu_a$ , so it suffices to show that the fixed length-path integrals  $Z_{s_a}$  with measure (16) are real. We begin with  $Z_{s_a}^{\text{arc}}$ .

$$\begin{aligned} Z_{s_a}^{\text{arc}} &= \int_{\text{arc}} ds_h \mu_h e^W = -\imath \int_{-\pi}^\pi d(\epsilon e^{\imath\phi}) (\epsilon^\alpha e^{\imath\alpha\phi}) e^W \\ &= \epsilon^{1+\alpha} \left( \int_{-\pi}^0 d\phi e^{\imath(1+\alpha)\phi} e^W + \int_0^\pi d\phi e^{\imath(1+\alpha)\phi} e^W \right), \quad (\text{B2}) \end{aligned}$$

but

$$\int_{-\pi}^0 d\phi e^{\imath(1+\alpha)\phi} e^{W(\phi)} = \int_0^\pi d\phi e^{-\imath(1+\alpha)\phi} e^{W(-\phi)}, \quad (\text{B3})$$

and therefore using the fact that (see [15] for a proof)

$$W(\phi) = W(-\phi)^* \quad (\text{B4})$$

we have

$$Z_{s_a}^{\text{arc}} = \epsilon^{1+\alpha} \left( \int_0^\pi e^{\imath(1+\alpha)\phi} e^W d\phi + \text{c.c.} \right), \quad (\text{B5})$$

which is manifestly real.

Similarly,  $Z_{s_a}^L + Z_{s_a}^R$  is real, because these terms are complex conjugates of each other, as the following argument shows. Let us denote  $\mathcal{C}_L$  as the left  $\epsilon$ -deformed contour and similarly for the right one, and their parametrization as  $s_h^\square(r_h) = r_h e^{\imath\phi^\square(r_h)}$ . From FIG. 8 it is clear that

$$\phi^L(r_h) = -\phi^R(r_h) \quad \Rightarrow \quad s_h^L(r_h) = s_h^R(r_h)^*, \quad (\text{B6})$$

so using (B4) we have

$$\begin{aligned} Z_{s_a}^L &= -\imath \int_{\mathcal{C}_L} ds_h s_h^\alpha e^W = \imath \left( \int_{\mathcal{C}_R} ds_h s_h^\alpha e^W \right)^* \\ &= \imath (\imath Z_{s_a}^R)^* = (Z_{s_a}^R)^*, \quad (\text{B7}) \end{aligned}$$

where the sign change in the second equality is due to the fact that  $\mathcal{C}_L$  and  $\mathcal{C}_R$  are traversed in opposite directions. From (B7) it follows that  $Z_{s_a}^L + Z_{s_a}^R$  is indeed real, and because so is  $Z_{s_a}^{\text{arc}}$ , it follows from (B1) and the reality of  $\mu_a$  that  $Z$  is real.

- [1] P. Hajicek, Spherically Symmetric Systems of Fields and Black Holes. 3. Positivity of Energy and of a New Type Euclidean Action, *Phys. Rev. D* **30**, 1185 (1984).
- [2] J. B. Hartle and K. Schleich, The Conformal Rotation in Linearised Gravity, in *Quantum Field Theory and Quantum Statistics* (edited by I. A. Batalin, C. J. Isham and G. A. Vilkovisky), Adam Hilger, Bristol, (1987); copy posted at [arXiv:2004.06635 \[gr-qc\]](https://arxiv.org/abs/2004.06635).
- [3] K. Schleich, Conformal Rotation in Perturbative Gravity, *Phys. Rev. D* **36**, 2342 (1987).
- [4] P. O. Mazur and E. Mottola, The Gravitational Measure, Solution of the Conformal Factor Problem and Stability of the Ground State of Quantum Gravity, *Nucl. Phys. B* **341**, 187 (1990).
- [5] D. Marolf, Gravitational thermodynamics without the conformal factor problem: partition functions and Euclidean saddles from Lorentzian path integrals, *JHEP* **07**, 108, [arXiv:2203.07421 \[hep-th\]](https://arxiv.org/abs/2203.07421).
- [6] L. Susskind and J. Uglum, Black hole entropy in canonical quantum gravity and superstring theory, *Phys. Rev. D* **50**, 2700 (1994), [arXiv:hep-th/9401070](https://arxiv.org/abs/hep-th/9401070).
- [7] T. Jacobson, Black hole entropy and induced gravity, (1994), [arXiv:gr-qc/9404039 \[gr-qc\]](https://arxiv.org/abs/gr-qc/9404039).
- [8] L. D. Faddeev and V. N. Popov, Covariant quantization of the gravitational field, *Usp. Fiz. Nauk* **111**, 427 (1973).
- [9] B. Banihashemi and T. Jacobson, Thermodynamic ensembles with cosmological horizons, *JHEP* **07**, 042, [arXiv:2204.05324 \[hep-th\]](https://arxiv.org/abs/2204.05324).
- [10] J. D. Brown and J. W. York, Jr., The Microcanonical functional integral. I. The Gravitational field, *Phys. Rev. D* **47**, 1420 (1993), [arXiv:gr-qc/9209014](https://arxiv.org/abs/gr-qc/9209014).
- [11] T. Jacobson and M. R. Visser, Partition Function for a Volume of Space, *Phys. Rev. Lett.* **130**, 221501 (2023), [arXiv:2212.10607 \[hep-th\]](https://arxiv.org/abs/2212.10607).
- [12] J. B. Hartle, Simplicial minisuperspace. I. General discussion, *J. Math. Phys.* **26**, 804 (1985).
- [13] J. B. Hartle, Simplicial minisuperspace. II. Some classical solutions on simple triangulations, *J. Math. Phys.* **27**, 287 (1986).
- [14] J. B. Hartle, Simplicial minisuperspace. III. Integration contours in a five-simplex model, *J. Math. Phys.* **30**, 452 (1989).
- [15] S. K. Asante, B. Dittrich, and J. Padua-Argüelles, Complex actions and causality violations: Applications to Lorentzian quantum cosmology, (2021), [arXiv:2112.15387 \[gr-qc\]](https://arxiv.org/abs/2112.15387).
- [16] T. Regge, General relativity without coordinates, *Nuovo Cim.* **19**, 558 (1961).
- [17] J. J. Halliwell and J. B. Hartle, Integration contours for the no-boundary wave function of the universe, *Phys. Rev. D* **41**, 1815 (1990).
- [18] B. Dittrich, S. Gielen, and S. Schander, Lorentzian quantum cosmology goes simplicial, *Class. Quant. Grav.* **39**, 035012 (2022), [arXiv:2109.00875 \[gr-qc\]](https://arxiv.org/abs/2109.00875).
- [19] B. Dittrich and J. Padua-Argüelles, Lorentzian quantum cosmology from effective spin foams, (2023), [arXiv:2306.06012 \[gr-qc\]](https://arxiv.org/abs/2306.06012).
- [20] S.-S. Chern, Pseudo-Riemannian geometry and the Gauss–Bonnet formula, *Anais Acad. Brasil. Ci.* **35**, 17 (1963), mR:0155261. Zbl:0113.37001.
- [21] R. D. Sorkin, Lorentzian angles and trigonometry including lightlike vectors, (2019), [arXiv:1908.10022 \[gr-qc\]](https://arxiv.org/abs/1908.10022).
- [22] K. Tate and M. Visser, Realizability of the Lorentzian (n,1)-Simplex, *JHEP* **01**, 028, [arXiv:1110.5694 \[gr-qc\]](https://arxiv.org/abs/1110.5694).
- [23] S. K. Asante, B. Dittrich, and J. Padua-Argüelles, Effective spin foam models for Lorentzian quantum gravity, *Class. Quant. Grav.* **38**, 195002 (2021), [arXiv:2104.00485 \[gr-qc\]](https://arxiv.org/abs/2104.00485).
- [24] S. Jordan and R. Loll, Causal Dynamical Triangulations without Preferred Foliation, *Phys. Lett. B* **724**, 155 (2013), [arXiv:1305.4582 \[hep-th\]](https://arxiv.org/abs/1305.4582).
- [25] R. Sorkin, Time Evolution Problem in Regge Calculus, *Phys. Rev. D* **12**, 385 (1975), [Erratum: *Phys. Rev. D* **23**, 565–565 (1981)].
- [26] B. Bahr and B. Dittrich, Regge calculus from a new angle, *New J. Phys.* **12**, 033010 (2010), [arXiv:0907.4325 \[gr-qc\]](https://arxiv.org/abs/0907.4325).
- [27] B. Bahr and B. Dittrich, Improved and Perfect Actions in Discrete Gravity, *Phys. Rev. D* **80**, 124030 (2009), [arXiv:0907.4323 \[gr-qc\]](https://arxiv.org/abs/0907.4323).
- [28] S. K. Asante, B. Dittrich, and H. M. Haggard, The Degrees of Freedom of Area Regge Calculus: Dynamics, Non-metricity, and Broken Diffeomorphisms, *Class. Quant. Grav.* **35**, 135009 (2018), [arXiv:1802.09551 \[gr-qc\]](https://arxiv.org/abs/1802.09551).
- [29] B. Dittrich and S. Speziale, Area-angle variables for general relativity, *New J. Phys.* **10**, 083006 (2008), [arXiv:0802.0864 \[gr-qc\]](https://arxiv.org/abs/0802.0864).
- [30] M. Rocek and R. M. Williams, Quantum Regge calculus, *Phys. Lett. B* **104**, 31 (1981).
- [31] M. Rocek and R. M. Williams, The Quantization of Regge Calculus, *Z. Phys. C* **21**, 371 (1984).
- [32] J. W. Barrett, A convergence result for linearised regge calculus, *Classical and Quantum Gravity* **5**, 1187 (1988).
- [33] J. W. Barrett and R. M. Williams, The Convergence of Lattice Solutions of Linearized Regge Calculus, *Class. Quant. Grav.* **5**, 1543 (1988).
- [34] J. Cheeger, W. Muller, and R. Schrader, On the Curvature of Piecewise Flat Spaces, *Commun. Math. Phys.* **92**, 405 (1984).
- [35] G. Feinberg, R. Friedberg, T. D. Lee, and H. C. Ren, Lattice Gravity Near the Continuum Limit, *Nucl. Phys. B* **245**, 343 (1984).
- [36] R. Friedberg and T. D. Lee, Derivation of Regge’s Action From Einstein’s Theory of General Relativity, *Nucl. Phys. B* **242**, 145 (1984).
- [37] C. Wong, Application of regge calculus to the schwarzschild and reissner–nordstroem geometries at the moment of time symmetry., *J. Math. Phys. (N. Y.)* **12**: 70-8 (Jan 1971). [10.1063/1.1665489](https://doi.org/10.1063/1.1665489) (1971).
- [38] A. P. Gentle and W. A. Miller, A fully -dimensional regge calculus model of the kasner cosmology, *Classical and Quantum Gravity* **15**, 389–405 (1998).
- [39] L. C. Brewin and A. P. Gentle, On the convergence of Regge calculus to general relativity, *Class. Quant. Grav.* **18**, 517 (2001), [arXiv:gr-qc/0006017](https://arxiv.org/abs/gr-qc/0006017).
- [40] M. A. Miller, Regge calculus as a fourth-order method in numerical relativity, *Classical and Quantum Gravity* **12**, 3037–3051 (1995).
- [41] L. Brewin, Is the regge calculus a consistent approximation to general relativity?, *General Relativity and Gravitation* **32**, 897–918 (2000).
- [42] R. M. Williams, Discrete quantum gravity: The Regge



- calculus approach, *Int. J. Mod. Phys. B* **6**, 2097 (1992).
- [43] C. W. Misner, K. S. Thorne, and J. A. Wheeler, *San Francisco: W.H. Freeman and Co., 1973*, edited by Misner, C. W., Thorne, K. S., & Wheeler, J. A. (1973).
- [44] J. B. Hartle and R. Sorkin, Boundary Terms in the Action for the Regge Calculus, *Gen. Rel. Grav.* **13**, 541 (1981).
- [45] D. Jia, Complex, Lorentzian, and Euclidean simplicial quantum gravity: numerical methods and physical prospects, *Class. Quant. Grav.* **39**, 065002 (2022), [arXiv:2110.05953 \[gr-qc\]](#).
- [46] Y. Neiman, The imaginary part of the gravity action and black hole entropy, *JHEP* **04**, 071, [arXiv:1301.7041 \[gr-qc\]](#).
- [47] D. Marolf and H. Maxfield, Observations of Hawking radiation: the Page curve and baby universes, *JHEP* **04**, 272, [arXiv:2010.06602 \[hep-th\]](#).
- [48] S. Colin-Ellerin, X. Dong, D. Marolf, M. Rangamani, and Z. Wang, Real-time gravitational replicas: Formalism and a variational principle, *JHEP* **05**, 117, [arXiv:2012.00828 \[hep-th\]](#).
- [49] B. Dittrich, How to construct diffeomorphism symmetry on the lattice, *PoS QGQGS2011*, 012 (2011), [arXiv:1201.3840 \[gr-qc\]](#).
- [50] S. K. Asante, B. Dittrich, and S. Steinhaus, Spin foams, Refinement limit and Renormalization, (2022), [arXiv:2211.09578 \[gr-qc\]](#).
- [51] J. Feldbrugge, J.-L. Lehners, and N. Turok, No smooth beginning for spacetime, *Phys. Rev. Lett.* **119**, 171301 (2017), [arXiv:1705.00192 \[hep-th\]](#).
- [52] J. Diaz Dorransoro, J. J. Halliwell, J. B. Hartle, T. Hertog, and O. Janssen, Real no-boundary wave function in Lorentzian quantum cosmology, *Phys. Rev. D* **96**, 043505 (2017), [arXiv:1705.05340 \[gr-qc\]](#).
- [53] E. Witten, A Note On Complex Spacetime Metrics, (2021), [arXiv:2111.06514 \[hep-th\]](#).
- [54] M. Kontsevich and G. Segal, Wick Rotation and the Positivity of Energy in Quantum Field Theory, *Quart. J. Math. Oxford Ser.* **72**, 673 (2021), [arXiv:2105.10161 \[hep-th\]](#).
- [55] J. Feldbrugge, J.-L. Lehners, and N. Turok, No rescue for the no boundary proposal: Pointers to the future of quantum cosmology, *Phys. Rev. D* **97**, 023509 (2018), [arXiv:1708.05104 \[hep-th\]](#).
- [56] J. Louko and R. D. Sorkin, Complex actions in two-dimensional topology change, *Class. Quant. Grav.* **14**, 179 (1997), [arXiv:gr-qc/9511023](#).
- [57] J. J. Halliwell, Derivation of the Wheeler-De Witt Equation from a Path Integral for Minisuperspace Models, *Phys. Rev. D* **38**, 2468 (1988).
- [58] J. Feldbrugge, J.-L. Lehners, and N. Turok, Inconsistencies of the New No-Boundary Proposal, *Universe* **4**, 100 (2018), [arXiv:1805.01609 \[hep-th\]](#).
- [59] D. Marolf, Path integrals and instantons in quantum gravity: Minisuperspace models, *Phys. Rev. D* **53**, 6979 (1996), [arXiv:gr-qc/9602019](#).
- [60] D. Jia, Truly Lorentzian quantum cosmology, *Phys. Rev. D* **108**, 103540 (2023), [arXiv:2211.00517 \[gr-qc\]](#).
- [61] B. Dittrich and S. Steinhaus, Path integral measure and triangulation independence in discrete gravity, *Phys. Rev. D* **85**, 044032 (2012), [arXiv:1110.6866 \[gr-qc\]](#).
- [62] J. N. Borissova and B. Dittrich, Lorentzian quantum gravity via Pachner moves: one-loop evaluation, *JHEP* **09**, 069, [arXiv:2303.07367 \[hep-th\]](#).
- [63] B. Dittrich, W. Kamiński, and S. Steinhaus, Discretization independence implies non-locality in 4D discrete quantum gravity, *Class. Quant. Grav.* **31**, 245009 (2014), [arXiv:1404.5288 \[gr-qc\]](#).
- [64] J. Feldbrugge, J.-L. Lehners, and N. Turok, Lorentzian Quantum Cosmology, *Phys. Rev. D* **95**, 103508 (2017), [arXiv:1703.02076 \[hep-th\]](#).
- [65] B. Dittrich, Diffeomorphism symmetry in quantum gravity models, *Adv. Sci. Lett.* **2**, 151 (2008), [arXiv:0810.3594 \[gr-qc\]](#).
- [66] G. W. Gibbons and S. W. Hawking, Action integrals and partition functions in quantum gravity, *Phys. Rev. D* **15**, 2752 (1977).
- [67] J.-L. Lehners, Allowable complex metrics in minisuperspace quantum cosmology, *Phys. Rev. D* **105**, 026022 (2022), [arXiv:2111.07816 \[hep-th\]](#).
- [68] T. Jacobson, Gravitation and vacuum entanglement entropy, *Int. J. Mod. Phys. D* **21**, 1242006 (2012), [arXiv:1204.6349 \[gr-qc\]](#).
- [69] J. Diaz Dorransoro, J. J. Halliwell, J. B. Hartle, T. Hertog, O. Janssen, and Y. Vreys, Damped perturbations in the no-boundary state, *Phys. Rev. Lett.* **121**, 081302 (2018), [arXiv:1804.01102 \[gr-qc\]](#).
- [70] J.-L. Lehners, NUTs, Bolts and Stokes Phenomena in the No-Boundary Wave Function, (2024), [arXiv:2402.10501 \[gr-qc\]](#).
- [71] G. E. Shilov, *Elementary Real and Complex Analysis* (Dover Publications, 1996).