

ROBUST ESTIMATION AND INFERENCE FOR CATEGORICAL DATA*

Max Welz

max.welz@uzh.ch

UNIVERSITY OF ZURICH
ERASMUS UNIVERSITY ROTTERDAM

October 25, 2024

Abstract

While there is a rich literature on robust methodologies for contamination in continuously distributed data, contamination in categorical data is largely overlooked. This is regrettable because many datasets are categorical and oftentimes suffer from contamination. Examples include inattentive responding and bot responses in questionnaires or zero-inflated count data. We propose a novel class of contamination-robust estimators of models for categorical data, coined C -estimators (“ C ” for categorical). We show that the countable and possibly finite sample space of categorical data results in non-standard theoretical properties. Notably, in contrast to classic robustness theory, C -estimators can be simultaneously robust *and* fully efficient at the postulated model. In addition, a certain particularly robust specification fails to be asymptotically Gaussian at the postulated model, but is asymptotically Gaussian in the presence of contamination. We furthermore propose a diagnostic test to identify categorical outliers and demonstrate the enhanced robustness of C -estimators in a simulation study.

*I thank Andreas Alfons, Isaiah Andrews, Patrick Groenen, Patrick Mair, Anna Mikusheva, Whitney Newey, Mikhail Zhelonkin, as well as the participants of the MIT Econometrics lunch seminar and the Econometric Institute internal seminar at Erasmus University for helpful comments and suggestions. Parts of this work was carried out when I was visiting the economics department at MIT; I thank them for their hospitality. This work was supported by a grant from the Dutch Research Council (NWO), research program Vidi (Project No. VI.Vidi.195.141).

1 Introduction

Research in the biomedical, psychological, and social sciences, among others, is often concerned with modeling categorical variables. However, certain errors might be present in the specification of the postulated model or the data themselves. Examples include inattentive responding (e.g., [Arias et al., 2020](#); [Huang et al., 2015](#); [Meade & Craig, 2012](#)) and bot responses ([Ilgan & Falk, 2023](#)) in online Likert-type questionnaire items, misspecification of latent variable models for rating data (e.g., [Foldnes & Grønneberg, 2022, 2020](#)), zero-inflated count data (e.g., [Lachin, 2014](#); [Lambert, 1992](#)), and specification errors in models for grouped personal income data ([Victoria-Feser & Ronchetti, 1997](#)). These and other studies demonstrate that if unaccounted for, such errors, henceforth collectively called *contaminations*, can cause model estimates to be severely biased. It is therefore often of interest to obtain contamination-robust model estimates.

Conventional robust estimators (e.g., [Huber & Ronchetti, 2009](#); [Hampel et al., 1986](#)) are generally devised for problems with unbounded sample space and may therefore not be appropriate for models of categorical data, whose sample space may not be bounded and numerical. Hence, the study of robustness for categorical data necessitates non-standard approaches. It turns out that the non-standard nature of this problems yields unexpected results with respect to balancing efficiency and robustness, which is outlined in the following.

We propose a general class of robust estimators for the estimation of models for categorical data, called *C*-estimators (“*C*” for categorical). We show that all estimators in this class, save for one notable exception, are fully efficient at the postulated model, yet they may possess certain robustness properties. This is in contrast to elementary robustness theory according to which there is a fundamental tradeoff between efficiency and robustness (e.g., [Huber & Ronchetti, 2009](#); [Hampel et al., 1986](#)). Another surprising result arises for the aforementioned notable exception: This estimator yields improved first-order robustness but has an unusual asymptotics: At the true model, the estimator does *not* converge in distribution, but under contamination, it is asymptotically Gaussian, suggesting that inference is easier when the data are contaminated.

As a second contribution, we use the developed limit theory to propose a novel test to formalize and identify categorical “outliers”. In essence, the test assesses if the frequency of a given categorical class can be modeled by the postulated model. If this null hypothesis is rejected, the class is considered “outlying”. We thus not only propose a way to robustly fit models for categorical data, but also a diagnostic tool to identify potential sources of contamination therein.

Motivated by the recent empirical interest in inattentive responding and bot responses (e.g., [Arias et al., 2020](#); [Ilgan & Falk, 2023](#)), we apply the theory developed in this paper to models for questionnaire responses in our companion paper, [Welz et al. \(2024\)](#). Using simulated and empirical data, we find that *C*-estimators are very effective at mitigating bias and identifying potentially inattentive respondents.

This paper is organized as follows. Section 2 defines the class of *C*-estimators, and Section 3 describes the relationship between this class and existing estimators. Section 4

derives the asymptotic properties of the class, and Section 5 proposes a diagnostic test for detecting categorical outliers. Section 6 demonstrates the practical usefulness of the developed theory by means of a simulation study on zero-inflated Poisson data. Section 7 discusses our results and concludes.

2 Introducing C -estimation

This section introduces notation and describes the defining properties of C -estimators.

2.1 Setup

Let $\mathbf{Z} = (Z_1, Z_2, \dots, Z_k)^\top$ be a k -dimensional categorical, but not necessarily ordinal, random vector taking values in an m -dimensional countable sample space \mathcal{Z} . Specifically, if m is finite, the sample space is defined as $\mathcal{Z} = \{z_1, z_2, \dots, z_m\}$, and if $m = \infty$, it is defined as the countably infinite set $\mathcal{Z} = \{z_n : n \in \mathbb{N}\}$.

Suppose one postulates a statistical model for vector \mathbf{Z} that is subject to a deterministic unobserved d -dimensional parameter vector $\boldsymbol{\theta} \in \Theta \subset \mathbb{R}^d$. Models of categorical variables, denoted $\{\mathbf{p}(\boldsymbol{\theta}) = (p_z(\boldsymbol{\theta}))_{z \in \mathcal{Z}} : \boldsymbol{\theta} \in \Theta\}$ here, are characterized by assigning to each discrete outcome $\mathbf{z} = (z_1, z_2, \dots, z_k)^\top \in \mathcal{Z}$ a nonnegative probability

$$p_z(\boldsymbol{\theta}) = \mathbb{P}_{\boldsymbol{\theta}}[\mathbf{Z} = \mathbf{z}] = \mathbb{P}_{\boldsymbol{\theta}}[Z_1 = z_1, \dots, Z_k = z_k] \quad \text{such that} \quad \sum_{z \in \mathcal{Z}} p_z(\boldsymbol{\theta}) = 1,$$

which depends on the parameter $\boldsymbol{\theta} \in \Theta$. The function $\mathbf{z} \mapsto p_z(\boldsymbol{\theta})$ is known as *probability mass function* (PMF).

We now state some minimal assumptions to ensure that the model is well-behaved and allows for statistical inference.

Assumption 1. *The postulated model satisfies the following properties.*

- A.1.1. $p_z(\boldsymbol{\theta})$ is twice continuously differentiable with respect to $\boldsymbol{\theta} \in \Theta$ for all $\mathbf{z} \in \mathcal{Z}$,
- A.1.2. $p_z(\boldsymbol{\theta}_1) \neq p_z(\boldsymbol{\theta}_2)$, $\mathbf{z} \in \mathcal{Z}$, for every $\boldsymbol{\theta}_1 \neq \boldsymbol{\theta}_2$ in Θ ,
- A.1.3. $p_z(\boldsymbol{\theta}) > 0$ for all $\boldsymbol{\theta} \in \Theta$, $\mathbf{z} \in \mathcal{Z}$,

In essence, Assumption 1 requires the model's PMF to be sufficiently smooth, the model parameters to be point-identifiable, and the model probabilities to be strictly positive. The latter assumption is not strictly required, but makes the notation easier and avoids having to deal with unconstructive technicalities.

In this paper, we focus on situations in which the postulated model is potentially misspecified due to contamination. We adopt the contamination model of [Ruckstuhl & Welsh](#)

(2001), which assumes that observed data of \mathbf{Z} is distributed according to a perturbed version of the model. This perturbed model is characterized by a probability function

$$f_\varepsilon(\mathbf{z}) = (1 - \varepsilon)p_{\mathbf{z}}(\boldsymbol{\theta}_*) + \varepsilon h(\mathbf{z}), \quad \mathbf{z} \in \mathcal{Z}, \quad (1)$$

where the unobserved but fixed $\varepsilon \in [0, 1]$ is called the *contamination fraction*, and $h(\mathbf{z})$ is an unspecified arbitrary probability function on \mathcal{Z} , called the *contamination PMF*. Furthermore, $\boldsymbol{\theta}_* \in \Theta$ in (1) can be thought of as a true parameter value under which the postulated model generates uncontaminated data, in contrast to $h(\cdot)$, which introduces contamination. Given a nonnegative contamination fraction $\varepsilon > 0$, we say that the postulated model is *misspecified* if $f_\varepsilon(\mathbf{z}) \neq p_{\mathbf{z}}(\boldsymbol{\theta})$ for any $\mathbf{z} \in \mathcal{Z}$ and $\boldsymbol{\theta} \in \Theta$. Note that the contamination model in (1) can be seen as an extension of the classical contamination model of Huber (1964) to categorical data.

2.2 Empirical risk minimization

Suppose we observe an N -sized sample $(\mathbf{Z}_i)_{i=1}^N$ of independent copies of \mathbf{Z} being distributed according to the possibly contaminated PMF f_ε in (1). Using this sample, the statistical problem is to estimate the true parameter $\boldsymbol{\theta}_*$ with only little bias when the postulated model is possibly misspecified. Denote by

$$\hat{f}_N(\mathbf{z}) = \frac{1}{N} \sum_{i=1}^N \mathbb{1}\{\mathbf{Z}_i = \mathbf{z}\}, \quad \mathbf{z} \in \mathcal{Z},$$

the empirical probability function, which is a strongly consistent estimator of $f_\varepsilon(\mathbf{z})$ as $N \rightarrow \infty$ (e.g., Chapter 19.2 in Van der Vaart, 1998).

C -estimation is based on *Pearson residuals* (Lindsay, 1994). For a given parameter $\boldsymbol{\theta} \in \Theta$, the sample Pearson residual of cell $\mathbf{z} \in \mathcal{Z}$, defined as

$$\delta_{\mathbf{z}, N}(\boldsymbol{\theta}) = \frac{\hat{f}_N(\mathbf{z})}{p_{\mathbf{z}}(\boldsymbol{\theta})} - 1,$$

measures the discrepancy between the sample probability, $\hat{f}_N(\mathbf{z})$, and the model probability, $p_{\mathbf{z}}(\boldsymbol{\theta})$.¹ By construction, Pearson residuals assume values in the interval $[-1, +\infty)$. Values close to 0 indicate good model fit, whereas values away from 0 indicate poor model fit. Indeed, if the model is correctly specified ($\varepsilon = 0$), then $\hat{f}_N(\mathbf{z}) \xrightarrow{\text{a.s.}} f_0(\mathbf{z}) = p_{\mathbf{z}}(\boldsymbol{\theta}_*)$, so there exists a parameter vector in Θ at which the Pearson residual converges to 0 (in probability), namely the true $\boldsymbol{\theta}_*$. Conversely, if the model is misspecified ($\varepsilon > 0$), then there exists no value in Θ at which the Pearson residual converges (in probability) to 0.

In the same fashion as *minimum disparity estimation* (e.g., Lindsay, 1994), the key idea behind C -estimation is to downweigh cells whose Pearson residuals are far away from 0,

¹Lindsay (1994) coins $\delta_{\mathbf{z}, N}(\boldsymbol{\theta})$ as ‘‘Pearson’’ residual because Pearson’s χ^2 -distance can be expressed as a model-weighted sum of squared residuals, namely $\sum_{\mathbf{z} \in \mathcal{Z}} p_{\mathbf{z}}(\boldsymbol{\theta}) \delta_{\mathbf{z}, N}^2(\boldsymbol{\theta})$.

either towards -1 or $+\infty$. This is achieved through a prespecified *discrepancy* function $\rho : [-1 : \infty] \rightarrow \mathbb{R}$ to map individual Pearson residuals. Applying this mapping to all Pearson residuals gives rise to the empirical risk

$$L_N(\boldsymbol{\theta}) = \sum_{z \in \mathcal{Z}} \rho(\delta_{z,N}(\boldsymbol{\theta})) p_z(\boldsymbol{\theta}) \quad (2)$$

with minimizer

$$\hat{\boldsymbol{\theta}}_N = \arg \min_{\boldsymbol{\theta} \in \Theta} L_N(\boldsymbol{\theta}). \quad (3)$$

The empirical risk (2) is a special case of the the f -divergence of [Csiszár \(1963\)](#), measuring the divergence between the empirical PMF and the model PMF through the discrepancy function ρ . Assumption 2 collects minimal assumptions on ρ .

Assumption 2. *The discrepancy function $\rho : [-1, \infty) \rightarrow \mathbb{R}$ satisfies the following properties.*

A.2.1. $\rho(0) = 0$, ,

A.2.2. ρ is weakly convex and continuously differentiable,

A.2.3. ρ is thrice differentiable on all but a finite (possibly empty) subset of $[-1, \infty)$, and the second and third derivatives, ρ'' and ρ''' , are continuous on their respective domains.

While discrepancy functions may take negative values, the empirical risk in (2) as well as its population counterpart are always nonnegative. This follows from Assumption A.2.1 in combination with equation (35) in [Csiszár \(1963\)](#).

The fact that Assumption A.2.3 permits discrepancy functions that are not everywhere twice or thrice differentiable is particularly appealing for robust estimation. Indeed, some of the most popular robust loss functions for continuous variables, such as Huber loss or Tukey’s bisquare loss, are defined in piecewise fashion so that the influence of large function arguments (in absolute terms) can be controlled. Such functions may not be twice (or thrice) differentiable at their threshold points.

2.3 Residual adjustment function

The discrepancy function ρ gives rise to a specific function, the *residual adjustment function* (RAF; [Lindsay, 1994](#)), which determines the robustness and efficiency properties of the empirical risk minimizer $\hat{\boldsymbol{\theta}}_N$ in (3). Denoting $\psi = \rho'$, the RAF $A : [-1, \infty) \rightarrow \infty$ is defined as

$$A(x) = (x + 1)\psi(x) - \rho(x)$$

with first derivative

$$A'(x) = (x + 1)\psi'(x).$$

The RAF naturally arises from the (negative) loss gradient. Indeed, the empirical risk minimizer $\widehat{\boldsymbol{\theta}}_N$ in (3) can equivalently be defined as solution to the estimating equation

$$\mathbf{0} = -\nabla_{\boldsymbol{\theta}} L_N(\widehat{\boldsymbol{\theta}}_N) = \sum_{z \in \mathcal{Z}} A(\delta_{z,N}(\widehat{\boldsymbol{\theta}}_N)) \nabla_{\boldsymbol{\theta}} p_z(\widehat{\boldsymbol{\theta}}_N), \quad (4)$$

where the gradient operator $\nabla_{\boldsymbol{\theta}}$ denotes differentiation with respect to $\boldsymbol{\theta}$. To ensure that the RAF exhibits meaningful behavior, we impose two minimal assumptions, listed in Assumption 3.

Assumption 3. *A residual adjustment function $A(\delta) = (\delta + 1)\psi(\delta) - \rho(\delta)$ implied by discrepancy function $\rho : [-1, \infty) \rightarrow \mathbb{R}$ satisfies*

A.3.1. *$A(0) = 0$ and, if it exists, $A'(0) = 1$ (without loss of generality),*

A.3.2. *A is weakly increasing on its domain.*

The assumption that the RAF and its derivative respectively equal 0 and 1 at the origin is without loss of generality for the following reason. Recall that the RAF stems from the loss gradient in (4). Note that since $\sum_{z \in \mathcal{Z}} p_z(\boldsymbol{\theta}) = 1$, we have for any $\boldsymbol{\theta} \in \Theta$ that $\sum_{z \in \mathcal{Z}} \nabla_{\boldsymbol{\theta}} p_z(\boldsymbol{\theta}) = \mathbf{0}$. Hence, we can replace $A(x)$ by the affine transformation $\widetilde{A}(x) = aA(x) + b$ with $a \neq 0, b \in \mathbb{R}$ being constants, and the solution to the estimating equation would remain unaffected because $\sum_{z \in \mathcal{Z}} \nabla_{\boldsymbol{\theta}} p_z(\boldsymbol{\theta}) \widetilde{A}(\delta_{z,N}(\boldsymbol{\theta})) \propto \sum_{z \in \mathcal{Z}} \nabla_{\boldsymbol{\theta}} p_z(\boldsymbol{\theta}) A(\delta_{z,N}(\boldsymbol{\theta}))$. Furthermore, because of the possible non-differentiability at certain points (cf. Assumption 2), the RAF derivative $A'(0)$ may not exist. The assumption that the RAF is weakly increasing is analogous with a well-known assumption in M -estimation, namely that the derivative of the objective function is weakly increasing.

We are now ready to formally define C -estimators.

Definition 1 (C -estimator). A C -estimator is any parameter $\widehat{\boldsymbol{\theta}}_N \in \Theta$ that minimizes the empirical risk (2) while satisfying Assumptions 1–3.

Before we study the theoretical properties of C -estimators in Section 4, we first relate them to existing approaches in the following section.

3 Relationship to other estimators

There exist a number of estimators that have been proposed for the robust estimation of models for categorical data, which are devised for either general or specific models. Specifically, these are M -estimators, minimum disparity estimators, general maximum likelihood estimators for grouped data, and E -estimators. In the following, we outline how C -estimators relates to each of them.

Estimator	Discrepancy $\rho(x)$	RAF $A(x)$	$A'(x)$
Maximum likelihood	$(x+1)\log(x+1)$	x	$\mathbb{1}\{x > -1\}$
Hellinger distance	$(\sqrt{x+1}-1)^2$	$2(\sqrt{x+1}-1)$	$(x+1)^{-1/2}$
Negative exponential	$e^{-x}-1$	$2-(2+x)e^{-x}$	$(x+1)e^{-x}$
Generalized E	eq. (5)	$\begin{cases} c_1 & \text{if } x < c_1, \\ x & \text{if } x \in [c_1, c_2], \\ c_2 & \text{if } x > c_2. \end{cases}$	$\begin{cases} 1 & \text{if } x \in (c_1, c_2) \setminus \{-1\}, \\ \emptyset & \text{if } x \in \{c_1, c_2\}, \\ 0 & \text{otherwise.} \end{cases}$

Table 1: A selection of C -estimators with their corresponding discrepancy functions and RAFs. The symbol “ \emptyset ” means “does not exist”. Observe that some RAFs as listed here are affine transformations of the formal definition $A(x) = (x+1)\psi(x) - \rho(x)$ so that Assumption A.3.1 is satisfied (recall that such transformations can be done without loss of generality).

3.1 Covered by C -estimation

Minimum disparity estimators (MDEs, Markatou et al., 1997; Lindsay, 1994; Simpson, 1987) are fully contained in the class of C -estimators. MDEs require that the discrepancy function ρ in (2) is thrice continuously differentiable on $[1, \infty)$. Examples of MDEs are the minimum Hellinger distance estimator, the negative exponential estimator, as well as the the maximum likelihood estimator (MLE). Table 1 lists their associated discrepancy functions as well as RAFs, and Figure 1 provides visualizations. Lindsay (1994) shows that all MDEs have the same influence function and are therefore fully efficient at the true model. Yet, some MDEs possess better robustness properties than the MLE (Markatou et al., 1997; Lindsay, 1994; He & Simpson, 1993; Simpson, 1987); in particular, Lindsay (1994, Proposition 22) derives a certain breakdown result. However, MDEs are not first-order robust due to having the same influence function as the MLE.

E -estimators (Ruckstuhl & Welsh, 2001) are a class of robust estimators of the binomial model. Assuming that $p_z(\theta)$ is the PMF of the binomial model with probability parameter $\theta \in (0, 1)$ and sample space $\mathcal{Z} = \{0, 1, \dots, m\}$, E -estimators minimize the loss in (2) by using the discrepancy function

$$[-1, \infty) \ni x \mapsto \rho(x) = \begin{cases} (x+1)(\log(c_1+1)+1) - c_1 - 1 & \text{if } x < c_1, \\ (x+1)\log(x+1) & \text{if } x \in [c_1, c_2], \\ (x+1)(\log(c_2+1)+1) - c_2 - 1 & \text{if } x > c_2, \end{cases} \quad (5)$$

where $c_1 < 0 \leq c_2$ are prespecified constants and the convention $0 \log(0) = 0$ is employed.² Figure 1 provides an illustration. The idea behind this discrepancy function is to “Huberize” Pearson residuals in the sense that values below c_1 or above c_2 will only have a linear effect on the estimate, whereas values in $[c_1, c_2]$ have a superlinear effect. In particular, Pearson

²Due to a location shift, Pearson residuals in Ruckstuhl & Welsh (2001) take values values in $[0, \infty)$ rather than $[-1, \infty)$. We have adapted their definition of the “Huberized” discrepancy function to our setup where Pearson residuals are defined on $[-1, \infty)$, which is reflected in (5).

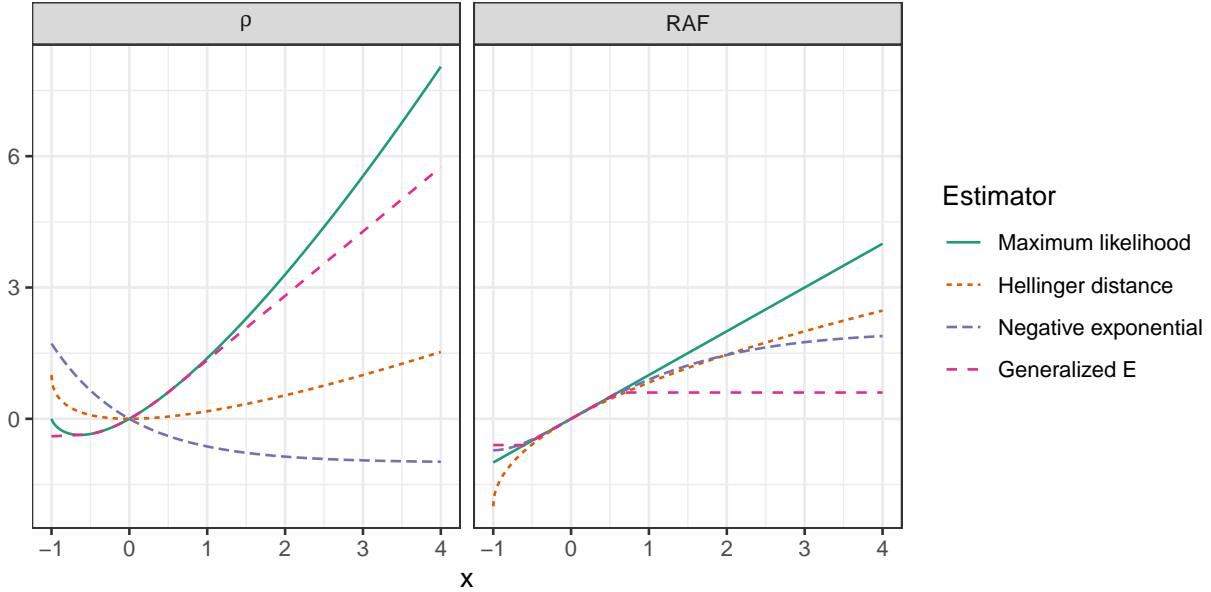


Figure 1: Discrepancy function $\rho(x)$ and RAF $A(x)$ of the C -estimators in Table 1. For the generalized E -estimator, the tuning constants are set to $c_1 = -0.6$ and $c_2 = 0.6$.

residuals falling in $[c_1, c_2]$ behave the same way as in maximum likelihood estimation. As such, this discrepancy function can be seen as a binomial analogue to the [Huber \(1964\)](#) loss function. However, just like Huber loss, this discrepancy function is not twice (or thrice) differentiable at its threshold points c_1 and c_2 . Hence, E -estimators are not minimum disparity estimators since the latter require thrice differentiability. The lack of thrice differentiability is more than just a mere technicality, as it has important consequences for the properties with respect to robustness and asymptotics. [Ruckstuhl & Welsh \(2001\)](#) show that as long as $c_2 \neq 0$, the E -estimator is fully efficient at the binomial model, but, consequently, is not first-order robust. However, when $c_2 = 0$, the estimator is, in fact, first-order robust, but has a non-Gaussian limit. Nevertheless, the first-order robustness makes the choice $c_2 = 0$ particularly interesting from a robustness perspective. C -estimators therefore allow for non-smooth discrepancy functions (Assumption [A.2.3](#)). Moreover, unlike the class of E -estimators as in [Ruckstuhl & Welsh \(2001\)](#), C -estimators are not restricted to the binomial model, but allows for general models for categorical data. To make this distinction explicit, we call any estimator that uses (5) as discrepancy function a *generalized E -estimator*.

3.2 Not covered by C -estimation

C -estimation does not cover M -estimators as well as the class of MGP estimators (generalized maximum likelihood estimators with grouped data, [Victoria-Feser & Ronchetti, 1997](#)). M -estimators for categorical data were originally proposed in [Hampel \(1968, pp. 95–97\)](#) for the special cases of the binomial and Poisson model. In our setup of general categorical data,

an M -estimator is the solution $\boldsymbol{\theta} = \widehat{\boldsymbol{\theta}}_N$ to the estimating equation

$$\begin{aligned} \mathbf{0} &= \frac{1}{N} \sum_{i=1}^N \phi_b \left(\mathbf{H}(\boldsymbol{\theta}) (\mathbf{s}_{Z_i}(\boldsymbol{\theta}) - \mathbf{a}(\boldsymbol{\theta})) \right) \\ &= \sum_{z \in \mathcal{Z}} \phi_b \left(\mathbf{H}(\boldsymbol{\theta}) (\mathbf{s}_z(\boldsymbol{\theta}) - \mathbf{a}(\boldsymbol{\theta})) \right) \widehat{f}_N(z) \end{aligned}$$

subject to the conditions

$$\begin{aligned} \sum_{z \in \mathcal{Z}} \phi_b \left(\mathbf{H}(\boldsymbol{\theta}) (\mathbf{s}_z(\boldsymbol{\theta}) - \mathbf{a}(\boldsymbol{\theta})) \right) p_z(\boldsymbol{\theta}) &= \mathbf{0}, & \text{(Fisher consistency)} \\ \sum_{z \in \mathcal{Z}} \phi_b \left(\mathbf{H}(\boldsymbol{\theta}) (\mathbf{s}_z(\boldsymbol{\theta}) - \mathbf{a}(\boldsymbol{\theta})) \right) \mathbf{s}_z(\boldsymbol{\theta})^\top p_z(\boldsymbol{\theta}) &= \mathbf{I}_{d \times d}, & \text{(normalization)} \end{aligned} \quad (6)$$

where $\phi_b(\mathbf{x}) = \mathbf{x} \min\{1, b/\|\mathbf{x}\|\}$, $\mathbf{x} \in \mathbb{R}^d$, is the multivariate Huber function with tuning constant $b > 0$, $\mathbf{s}_z(\boldsymbol{\theta}) = \nabla_{\boldsymbol{\theta}} \log(p_z(\boldsymbol{\theta}))$ is the log-likelihood score function, $\mathbf{I}_{d \times d}$ is the $(d \times d)$ identity matrix, $\mathbf{H}(\boldsymbol{\theta})$ is a $(d \times d)$ matrix, and $\mathbf{a}(\boldsymbol{\theta})$ is a d -dimensional vector, with the latter two expressed as functions of $\boldsymbol{\theta}$ (see Chapter 4.3 in [Hampel et al., 1986](#)). Optimality of this estimator for models for categorical data, among other properties, is proven in [Simpson et al. \(1987, Theorem 1\)](#), where “optimal” means the best compromise between efficiency at the true model and first-order robustness.³

The class of MGP estimators of [Victoria-Feser & Ronchetti \(1997\)](#) was originally devised for grouped data (particularly grouped income data) but can also be applied to general categorical data. For a constant $\gamma \in \mathbb{R}$ and a given function $\varphi_z(\boldsymbol{\theta}) = \varphi(z, \boldsymbol{\theta})$ that maps from $\mathcal{Z} \times \boldsymbol{\Theta}$ to \mathbb{R}^d and is continuously differentiable with respect to $\boldsymbol{\theta}$, an MGP estimator is the solution $\boldsymbol{\theta} = \widehat{\boldsymbol{\theta}}_N$ to the estimating equation

$$\mathbf{0} = \sum_{z \in \mathcal{Z}} \varphi_z(\boldsymbol{\theta}) \widehat{f}_N(z)^\gamma,$$

subject to the Fisher consistency and normalization conditions in (6). [Victoria-Feser & Ronchetti \(1997, Proposition 3\)](#) show that the optimal MGP estimator is given by the choice

$$\varphi_z(\boldsymbol{\theta}) = \varphi_{b,z}(\boldsymbol{\theta}) = \phi_b \left(\mathbf{H}(\boldsymbol{\theta}) (\mathbf{s}_z(\boldsymbol{\theta}) - \mathbf{a}(\boldsymbol{\theta})) \right) p_z(\boldsymbol{\theta})^{1-\gamma}, \quad z \in \mathcal{Z},$$

where matrix $\mathbf{H}(\boldsymbol{\theta})$ and vector $\mathbf{a}(\boldsymbol{\theta})$ are implicitly defined according to (6). Observe that for the choice $\varphi_z(\boldsymbol{\theta}) = p_z(\boldsymbol{\theta})^{-\gamma} \nabla_{\boldsymbol{\theta}} p_z(\boldsymbol{\theta})$, one can express as MGP estimator the MLE ($\gamma = 1$) and the minimum Hellinger distance estimator ($\gamma = 0.5$), which are also contained in the class of C -estimators. However, other C -estimators, in particular the generalized E -estimators, cannot be expressed as MGP estimator.

We proceed by studying the theoretical properties of C -estimators.

³More formally, in robust statistics an estimator is called “optimal” if it minimizes its asymptotic variance at the true model subject to a given bound on its influence function at the true model. In other words, an optimal estimator is the most efficient first-order-robust estimator in a certain class of estimators. This notion of optimality is due to [Hampel \(1968\)](#).

4 Theoretical properties

4.1 Estimand

The estimand of a C -estimator $\widehat{\boldsymbol{\theta}}_N$ in (3) is given by the parameter that minimizes the population risk associated with the empirical risk. Formally, for the population Pearson residual and population risk respectively defined by

$$\begin{aligned}\delta_{\mathbf{z},\varepsilon}(\boldsymbol{\theta}) &= \frac{f_\varepsilon(\mathbf{z})}{p_{\mathbf{z}}(\boldsymbol{\theta})} - 1, \quad \boldsymbol{\theta} \in \Theta, \quad \text{and} \\ L_\varepsilon(\boldsymbol{\theta}) &= \sum_{\mathbf{z} \in \mathcal{Z}} \rho(\delta_{\mathbf{z},\varepsilon}(\boldsymbol{\theta})) p_{\mathbf{z}}(\boldsymbol{\theta}),\end{aligned}$$

the estimand equals the population risk minimizer

$$\boldsymbol{\theta}_0 = \arg \min_{\boldsymbol{\theta} \in \Theta} L_\varepsilon(\boldsymbol{\theta}). \quad (7)$$

As such, $\boldsymbol{\theta}_0$ depends on the unobserved fraction and type of contamination, ε and $h(\cdot)$, respectively, as well as discrepancy function $\rho(\cdot)$. Under the additional assumption that ρ is strictly convex, $\boldsymbol{\theta}_0$ equals the true $\boldsymbol{\theta}_*$ in the absence of model misspecification ($\varepsilon = 0$) (Csiszár, 1963). In other words, if the discrepancy function is strictly convex, then $\widehat{\boldsymbol{\theta}}_N$ is Fisher-consistent. Assumption 4 establishes point-identification of $\boldsymbol{\theta}_0$ under compactness of the parameter space.

Assumption 4. *The parameter space $\Theta \subset \mathbb{R}^d$ is compact. In addition, estimand $\boldsymbol{\theta}_0$ is the unique global minimum of $L_\varepsilon(\boldsymbol{\theta})$ and an interior point of Θ .*

We proceed by studying the estimator's limit behavior.

4.2 Asymptotic analysis

The following theorem establishes consistency of $\widehat{\boldsymbol{\theta}}_N$ for estimand $\boldsymbol{\theta}_0$.

Theorem 1. *Under Assumptions 1-4, it holds true that*

$$\widehat{\boldsymbol{\theta}}_N \xrightarrow{\mathbb{P}} \boldsymbol{\theta}_0,$$

as $N \rightarrow \infty$.

The proofs of this theorem and all subsequent mathematical statements in this paper are deferred to Appendix C.

We now turn to the asymptotic distribution of C -estimators, for which we introduce additional notation to accommodate two special cases.

First, we will frequently perform the operation $\mathbf{A}\mathbf{b}$ for a $(d \times m)$ -dimensional matrix \mathbf{A} and an m -dimensional vector \mathbf{b} . In the case where $m = \infty$ (like the Poisson model), we

define the matrix operation $\mathbf{A}\mathbf{b}$ based on a certain inner product on an infinite-dimensional vector space. Specifically, in our setup, that inner product is given by an infinite sum over the inner product of the corresponding row in \mathbf{A} and vector \mathbf{b} . With this definition, we have that

$$\mathbf{A}\mathbf{b} = \begin{pmatrix} \sum_{\{j : z_j \in \mathcal{Z}\}} A_{1j} b_j \\ \vdots \\ \sum_{\{j : z_j \in \mathcal{Z}\}} A_{dj} b_j \end{pmatrix},$$

so that the resulting vector is of finite dimension d . Similar reasoning applies to the operation $\mathbf{A}\mathbf{B}\mathbf{A}^\top$, where \mathbf{B} is a $(m \times m)$ matrix. Throughout this paper, whenever we sum over the sample space \mathcal{Z} like above, a PMF of a discrete distribution is involved such that the summation is equal to an expectation over that distribution. We will later impose an assumption that ensures that this expectation exists and is finite when the sample space \mathcal{Z} is infinite and (possibly) $\varepsilon > 0$.

Second, in some objects relevant to the estimator's asymptotics, we often need to evaluate limits of the form

$$\lim_{\alpha \downarrow 0} \psi'(\delta(\boldsymbol{\theta} + \alpha \mathbf{w})), \quad (8)$$

where $\delta : \Theta \rightarrow [-1, \infty)$ denotes a generic Pearson residual, $\alpha > 0$ is a scalar, $\mathbf{w} \neq \mathbf{0}$ is a deterministic d -dimensional vector, and $\boldsymbol{\theta} \in \Theta$ is arbitrary. If ψ is differentiable at $\delta(\boldsymbol{\theta})$, then this limit equals $\psi'(\delta(\boldsymbol{\theta}))$. However, ψ may not be differentiable at $\delta(\boldsymbol{\theta})$ (cf. Assumption A.2.3). It is useful for the asymptotic analysis to introduce additional notation that reflects this possible non-differentiability.

In the univariate case ($d = 1$), there are two directions along which one can evaluate the limit in (8), governed by the sign of $w \neq 0$. If $w > 0$, then (8) equals the right limit $\lim_{x \downarrow \theta} \psi'(\delta(x)) =: \psi'(\delta(\theta+))$, and if $w < 0$, then it equals the left limit $\lim_{x \uparrow \theta} \psi'(\delta(x)) =: \psi'(\delta(\theta-))$. We now describe a notion of such directional limits that also covers the multidimensional case ($d > 1$).

To start, note that for evaluating the limit in (8), the exact value of the d -dimensional vector \mathbf{w} is not important. Rather than \mathbf{w} itself, the *sign* of each coordinate in $\mathbf{w} = (w_1, \dots, w_d)^\top$ determines the direction of the linear path $\boldsymbol{\theta} + \alpha \mathbf{w}$ as $\alpha \downarrow 0$. Defining the coordinatewise sign function $\boldsymbol{\kappa} : \mathbb{R}^d \rightarrow \{-1, 0, 1\}^d$ as

$$\boldsymbol{\kappa}(\mathbf{w}) = \left(\text{sign}(w_j) \right)_{j=1}^d$$

enables us to, without loss of generality, replace \mathbf{w} by $\boldsymbol{\kappa}(\mathbf{w})$ in limit (8). Since $\boldsymbol{\kappa}(\mathbf{w}) \in \{-1, 0, 1\}^d \setminus \{\mathbf{0}\}$ for any $\mathbf{w} \neq \mathbf{0}$, this notation makes it explicit that there are $3^d - 1$ possible directions along which one could evaluate the limit along the linear path, and \mathbf{w} uniquely determines the choice of direction.⁴

⁴In addition to multiple directions of a linear path, there are infinitely many (possibly nonlinear) paths along which one could evaluate the limit of a multivariable function, but, in the asymptotic analysis it suffices to only consider the linear path in (8) for the analysis of the function composition $\psi' \circ \delta$.

With the coordinatewise sign function, we can define the shorthand

$$\psi'(\delta(\boldsymbol{\theta}^{\kappa(\mathbf{w})\pm})) := \lim_{\alpha \downarrow 0} \psi'(\delta(\boldsymbol{\theta} + \alpha \boldsymbol{\kappa}(\mathbf{w}))), \quad (9)$$

which equals the limit in (8) for any $\mathbf{w} \neq \mathbf{0}$. The superscript “ $(\boldsymbol{\kappa}(\mathbf{w})) \pm$ ” reminds us that we do *not* evaluate the function composition $\psi' \circ \delta$ at $\boldsymbol{\theta}$, but along a linear path $\boldsymbol{\theta} + \alpha \boldsymbol{\kappa}(\mathbf{w})$, $\alpha \downarrow 0$, whose direction is governed by the coordinatewise signs $\boldsymbol{\kappa}(\mathbf{w})$. As such, the definition $\psi'(\delta(\boldsymbol{\theta}^{\kappa(\mathbf{w})\pm}))$ generalizes the well-known unidimensional left and right limits to higher dimensions. Indeed, if $d = 1$, then $\psi'(\delta(\theta^{\kappa(w)\pm})) = \lim_{x \uparrow \theta} \psi'(\delta(x)) = \psi'(\delta(\theta-))$ if $\kappa(w) = -1$, and $\psi'(\delta(\theta^{\kappa(w)\pm})) = \lim_{x \downarrow \theta} \psi'(\delta(x)) = \psi'(\delta(\theta+))$ if $\kappa(w) = 1$, for any unidimensional θ and $w \neq 0$. Furthermore, if $\psi'(\delta(\boldsymbol{\theta}))$ exists, then $\psi'(\delta(\boldsymbol{\theta}^{\kappa(\mathbf{w})\pm})) = \psi'(\delta(\boldsymbol{\theta}))$ for all directions \mathbf{w} .

With the new notation, we are ready to define matrices that are important in the estimator’s limit theory. Specifically, the asymptotic covariance matrix of C -estimators is a function of only two matrices, \mathbf{M} and \mathbf{U} , which will be defined in the following.

For $\boldsymbol{\theta} \in \Theta$, put the $d \times m$ matrix

$$\mathbf{W}(\boldsymbol{\theta}) = \left(A'(\delta_{z_1, \varepsilon}(\boldsymbol{\theta})) \mathbf{s}_{z_1}(\boldsymbol{\theta}), \dots, A'(\delta_{z_m, \varepsilon}(\boldsymbol{\theta})) \mathbf{s}_{z_m}(\boldsymbol{\theta}) \right),$$

where $\mathbf{s}_z(\boldsymbol{\theta}) = \nabla_{\boldsymbol{\theta}} \log(p_z(\boldsymbol{\theta})) = \nabla_{\boldsymbol{\theta}} p_z(\boldsymbol{\theta}) / p_z(\boldsymbol{\theta})$ is the log-likelihood score function, and, for $\mathbf{f}_{\varepsilon} = (f_{\varepsilon}(z))_{z \in \mathcal{Z}}$, define the $m \times m$ matrix

$$\boldsymbol{\Omega} = \text{diag}(\mathbf{f}_{\varepsilon}) - \mathbf{f}_{\varepsilon} \mathbf{f}_{\varepsilon}^{\top}.$$

The sole purpose of matrices $\mathbf{W}(\boldsymbol{\theta})$ and $\boldsymbol{\Omega}$ is to calculate the symmetric $d \times d$ matrix

$$\mathbf{U}(\boldsymbol{\theta}) = \mathbf{W}(\boldsymbol{\theta}) \boldsymbol{\Omega} \mathbf{W}(\boldsymbol{\theta})^{\top}.$$

Furthermore, for $\boldsymbol{\theta}, \boldsymbol{\theta}' \in \Theta$, define the symmetric $d \times d$ matrix

$$\mathbf{M}(\boldsymbol{\theta}, \boldsymbol{\theta}') = \sum_{z \in \mathcal{Z}} \left[\mathbf{s}_z(\boldsymbol{\theta}) \mathbf{s}_z(\boldsymbol{\theta})^{\top} f_{\varepsilon}(z) \psi'(\delta_{z, \varepsilon}(\boldsymbol{\theta}')) (\delta_{z, \varepsilon}(\boldsymbol{\theta}) + 1) - (\nabla_{\boldsymbol{\theta}}^2 p_z(\boldsymbol{\theta})) A(\delta_{z, \varepsilon}(\boldsymbol{\theta})) \right]$$

and put

$$\mathbf{M}(\boldsymbol{\theta}) = \mathbf{M}(\boldsymbol{\theta}, \boldsymbol{\theta}) = \sum_{z \in \mathcal{Z}} \left[\mathbf{s}_z(\boldsymbol{\theta}) \mathbf{s}_z(\boldsymbol{\theta})^{\top} f_{\varepsilon}(z) A'(\delta_{z, \varepsilon}(\boldsymbol{\theta})) - (\nabla_{\boldsymbol{\theta}}^2 p_z(\boldsymbol{\theta})) A(\delta_{z, \varepsilon}(\boldsymbol{\theta})) \right],$$

where $\nabla_{\boldsymbol{\theta}}^2 p_z(\boldsymbol{\theta}) = \frac{\partial^2}{\partial \boldsymbol{\theta} \partial \boldsymbol{\theta}^{\top}} p_z(\boldsymbol{\theta})$ denotes the Hessian matrix of $p_z(\boldsymbol{\theta})$.

There are two situations warranting special attention.

First, both $\mathbf{M}(\boldsymbol{\theta}, \boldsymbol{\theta}')$ and $\mathbf{U}(\boldsymbol{\theta})$ depend on $\psi'(\delta_{z, \varepsilon}(\boldsymbol{\theta}))$ (the latter through $x \mapsto A'(x) = (x + 1)\psi'(x)$), but ψ' may not exist everywhere (cf. Assumption A.2.3). To circumvent this

issue, we sometimes use for a given direction $\mathbf{w} \neq \mathbf{0}$ the limit approximations $\mathbf{M}(\boldsymbol{\theta}, \boldsymbol{\theta}^{(\kappa(\mathbf{w}))\pm})$ and $\mathbf{U}(\boldsymbol{\theta}^{(\kappa(\mathbf{w}))\pm})$, which are to be understood in the sense of (9).

Second, the matrix-valued functions \mathbf{M} and \mathbf{U} may not necessarily be finite across all possible contamination fractions ($\varepsilon > 0$) and types (PMF $h(\cdot)$). This is particularly a concern when the sample space is of infinite cardinality ($m = \infty$) since we evaluate infinite sums involving the population PMF f_ε . Hence, we impose a finiteness and invertibility assumption, similar to Lindsay (1994, Assumptions 28, 31, 32) and Victoria-Feser & Ronchetti (1997, Assumption A.5).

Assumption 5. *The $d \times d$ matrices $\mathbf{M}(\boldsymbol{\theta}_0, \boldsymbol{\theta}_0^{(v)\pm})$ and $\mathbf{U}(\boldsymbol{\theta}_0^{(v)\pm})$ exist, are finite, and are invertible in directions $v \in \{-1, 0, 1\}^d \setminus \{\mathbf{0}\}$.*

Observe that if $\psi'(\delta_{\mathbf{z}, \varepsilon}(\boldsymbol{\theta}_0))$ exists for all $\mathbf{z} \in \mathcal{Z}$, then this assumption requires that the matrices $\mathbf{M}(\boldsymbol{\theta}_0)$ and $\mathbf{U}(\boldsymbol{\theta}_0)$ exist and are finite as well as invertible. A necessary condition for this assumption to be satisfied is that all $\psi'(\delta_{\mathbf{z}, \varepsilon}(\boldsymbol{\theta}_0))$ are strictly positive if they exist.

The following assumption, which is our final one, imposes a certain notion of local convexity of population risk $L_\varepsilon(\boldsymbol{\theta})$ in a neighborhood of estimand $\boldsymbol{\theta}_0$.

Assumption 6. *The population risk $L_\varepsilon(\boldsymbol{\theta})$ is convex in each coordinate of $\boldsymbol{\theta}$ in a neighborhood of $\boldsymbol{\theta}_0$. That is, for each dimension $j = 1, \dots, d$,*

$$\ell_{\varepsilon, j, \boldsymbol{\theta}_{-j}}(\theta_j) = L_\varepsilon((\theta_1, \dots, \theta_j, \dots, \theta_d)),$$

which is a univariate function of the j -th coordinate of $\boldsymbol{\theta}$ while keeping the remaining coordinates fixed, is convex for all $\boldsymbol{\theta} = (\theta_1, \dots, \theta_j, \dots, \theta_d)^\top$ in a neighborhood of $\boldsymbol{\theta}_0$, and attains its minimum at $\theta_{0, j}$.

Requirements like Assumptions 6 on the local behavior of the population risk in a neighborhood of the estimand are common when studying the limit distribution of empirical risk minimizers. For instance, Van der Vaart (1998, Theorem 5.23) assumes a variant of Lipschitz continuity in a neighborhood of the population risk minimizer, Lindsay (1994, Assumption 31) requires certain functions of the parameters to be locally dominated, and Ruckstuhl & Welsh (2001, Theorem 1) impose local convexity of the (in their case univariate) population risk.

We proceed by an intuitive explanation of a certain matrix that plays an important role in the estimator's limit distribution. Fix a d -dimensional $\mathbf{t} \neq \mathbf{0}$ and let \mathbf{V} be a positive definite ($d \times d$) matrix that satisfies the equation

$$\mathbf{U}(\boldsymbol{\theta}_0^{(\kappa(\mathbf{V}\mathbf{t})\pm)})^{-1/2} \mathbf{M}(\boldsymbol{\theta}_0, \boldsymbol{\theta}_0^{(\kappa(\mathbf{V}\mathbf{t})\pm)}) \mathbf{V}\mathbf{t} = \mathbf{t}. \quad (10)$$

To provide intuition for this expression and the matrix \mathbf{V} , consider first the unidimensional case ($d = 1$) so that $t \neq 0$ and $V > 0$ are scalars. In this case, the direction along which the limit in (10) is evaluated is fully determined by the sign of t because V is always positive,

that is, $\kappa(Vt) = \kappa(t) = \text{sign}(t)$. Indeed, if $t > 0$, then equation (10) is satisfied by the right-limit solution $V = \sqrt{U(\theta_0+)}/M(\theta_0, \theta_0+)$, and if $t < 0$ it is satisfied by the left-limit solution $V = \sqrt{U(\theta_0-)} / M(\theta_0, \theta_0-)$. It follows that the solution V depends on the sign of t . For the special case of the (unidimensional) binomial model, such a scalar $V > 0$ that depends on the sign of t and satisfies (10) plays a crucial role in the asymptotic theory of Ruckstuhl & Welsh (2001).

However, in the multidimensional case ($d > 1$), finding a positive definite matrix \mathbf{V} that satisfies equation (10) is more involved because the direction along which the limit is evaluated not only depends on vector \mathbf{t} , but also on matrix \mathbf{V} itself. Indeed, the j -th direction in the coordinatewise sign function $\kappa(\mathbf{V}\mathbf{t})$ is equal to the sign of the j -th coordinate of vector $\mathbf{V}\mathbf{t}$, $j = 1, \dots, d$. Thus, in order to find the desired matrix \mathbf{V} , we need to find the direction $\mathbf{w} \in \{-1, 0, 1\}^d \setminus \{\mathbf{0}\}$ for which the candidate solution

$$\mathbf{V} = \mathbf{M}(\boldsymbol{\theta}_0, \boldsymbol{\theta}_0^{(\mathbf{w})\pm})^{-1} \mathbf{U}(\boldsymbol{\theta}_0^{(\mathbf{w})\pm})^{1/2} \quad (11)$$

satisfies (10). Importantly, this solution depends on \mathbf{t} and may change for different \mathbf{t} . Thus, to conclude, given $\mathbf{t} \neq \mathbf{0}$, we know the functional form of the solution matrix \mathbf{V} (see previous display), but we do not a priori know the direction $\mathbf{w} = \kappa(\mathbf{V}\mathbf{t})$ associated with the solution matrix \mathbf{V} satisfying (10). Since there is only a finite number of directions here, namely $3^d - 1$, we can for a given \mathbf{t} calculate candidate solutions in (11) for all feasible directions \mathbf{w} and then evaluate which one satisfies the objective equation (10). This solution exists under our assumptions because Assumption 5 requires all candidate solutions in (11) to exist. A later proposition will show that it is furthermore unique as well as positive definite, and we will formalize the process of finding this solution by means of an algorithm.

We are now ready to state the asymptotic distribution of C -estimators.

Theorem 2. *Let $\mathbf{t} \in \mathbb{R}^d \setminus \{\mathbf{0}\}$ be arbitrary and let the positive definite $d \times d$ matrix $\mathbf{V}_\mathbf{t}$ be implicitly defined as the solution to the equation*

$$\mathbf{U}(\boldsymbol{\theta}_0^{(\kappa(\mathbf{V}_\mathbf{t}\mathbf{t})\pm)})^{-1/2} \mathbf{M}(\boldsymbol{\theta}_0, \boldsymbol{\theta}_0^{(\kappa(\mathbf{V}_\mathbf{t}\mathbf{t})\pm)}) \mathbf{V}_\mathbf{t}\mathbf{t} = \mathbf{t}. \quad (12)$$

Then, under the Assumptions 1–6, it holds true that

$$\mathbb{P} \left[\sqrt{N} \mathbf{V}_\mathbf{t}^{-1} (\hat{\boldsymbol{\theta}}_N - \boldsymbol{\theta}_0) \leq \mathbf{t} \right] \xrightarrow{N \rightarrow \infty} \Phi_d(\mathbf{t}),$$

where $\Phi_d(\cdot)$ denotes the cumulative distribution function of the d -variate standard normal distribution. If we in addition assume that $\psi'(\delta_{z,\varepsilon}(\boldsymbol{\theta}_0))$ exists for all $\mathbf{z} \in \mathcal{Z}$, then we additionally have that, for $\mathbf{t} = \mathbf{0}$,

$$\mathbb{P} \left[\sqrt{N} \mathbf{V}_0^{-1} (\hat{\boldsymbol{\theta}}_N - \boldsymbol{\theta}_0) \leq \mathbf{0} \right] \xrightarrow{N \rightarrow \infty} \Phi_d(\mathbf{0}) = 0.5,$$

where \mathbf{V}_0 takes the closed-form expression $\mathbf{V}_0 = \mathbf{V}_0(\boldsymbol{\theta}_0) = \mathbf{M}(\boldsymbol{\theta}_0)^{-1} \mathbf{U}(\boldsymbol{\theta}_0)^{1/2}$.

An algorithm to find the implicitly defined matrix \mathbf{V}_t in (12) is described in Appendix A. The following proposition establishes existence and uniqueness of this matrix.

Proposition 1. *For arbitrary fixed $t \in \mathbb{R}^d \setminus \{0\}$, the matrix \mathbf{V}_t satisfying (12) exists and is unique under the assumptions of Theorem 2.*

The following corollary is an immediate consequence of Theorem 2.

Corollary 1. *Grant the assumptions of Theorem 2. Then, under the additional assumption that $\psi'(\delta_{z,\varepsilon}(\boldsymbol{\theta}_0))$ exists for all $z \in \mathcal{Z}$, it holds true that*

$$\sqrt{N} \left(\hat{\boldsymbol{\theta}}_N - \boldsymbol{\theta}_0 \right) \xrightarrow{d} N_d \left(\mathbf{0}, \boldsymbol{\Sigma}(\boldsymbol{\theta}_0) \right),$$

as $N \rightarrow \infty$, where, for $\boldsymbol{\theta} \in \Theta$, the asymptotic covariance matrix

$$\boldsymbol{\Sigma}(\boldsymbol{\theta}) = \mathbf{M}(\boldsymbol{\theta})^{-1} \mathbf{U}(\boldsymbol{\theta}) \mathbf{M}(\boldsymbol{\theta})^{-1}$$

is symmetric and of full rank.

A consistent estimator of the unobserved asymptotic covariance matrix $\boldsymbol{\Sigma}(\boldsymbol{\theta}_0)$ can be constructed as follows. Replace all population class probabilities $f_\varepsilon(z)$ by their corresponding empirical counterparts $\hat{f}_N(z)$ in matrices $\mathbf{W}(\boldsymbol{\theta})$, $\mathbf{M}(\boldsymbol{\theta})$, and $\boldsymbol{\Omega}$. Then exploit the plug-in principle and evaluate $\mathbf{U}(\boldsymbol{\theta})$ and $\mathbf{M}(\boldsymbol{\theta})$ at the point estimate $\hat{\boldsymbol{\theta}}_N$. Denote the ensuing plug-in estimator by $\boldsymbol{\Sigma}(\hat{\boldsymbol{\theta}}_N)$, which is consistent for $\boldsymbol{\Sigma}(\boldsymbol{\theta}_0)$ by Theorem 1 and the continuous mapping theorem.

It turns out that if the model is correctly specified ($\varepsilon = 0$) and $\psi'(0)$ exists (which it does if the discrepancy function is twice differentiable), then the asymptotic covariance matrix of all C -estimators is equal to the inverse Fisher matrix at the model. We formalize this result in Lemma B.5 in the appendix. Hence, all C -estimators with a twice differentiable discrepancy function are fully efficient, which suggests that robustness can be achieved without having to sacrifice efficiency. To study this apparent lack of a robustness-efficiency tradeoff, the following section is concerned with influence functions.

4.3 Influence function

The maximum likelihood estimator of the postulated model $\mathbf{p}(\boldsymbol{\theta})$ is obtained by choosing $x \mapsto \rho(x) = x \log(x)$ in the empirical risk (3). The influence function (Hampel, 1974) of a maximum likelihood estimator $\hat{\boldsymbol{\theta}}_N^{\text{MLE}}$ is given by

$$\text{IF} \left(z, \hat{\boldsymbol{\theta}}_N^{\text{MLE}}, \mathbf{p}(\boldsymbol{\theta}_*) \right) = \mathbf{J}(\boldsymbol{\theta}_*)^{-1} \mathbf{s}_z(\boldsymbol{\theta}_*), \quad z \in \mathcal{Z},$$

where $\mathbf{J}(\boldsymbol{\theta}) = \sum_{z \in \mathcal{Z}} p_z(\boldsymbol{\theta}) \mathbf{s}_z(\boldsymbol{\theta}) \mathbf{s}_z(\boldsymbol{\theta})^\top$ denotes the model's Fisher information matrix. The influence function describes the bias caused by an infinitesimally small contamination on an estimate (Markatou et al., 1997).

The following theorem states the influence function C -estimators.

Theorem 3. Under the Assumptions of Theorem 2, the influence function of $\widehat{\boldsymbol{\theta}}_N$ is given by

$$\text{IF} \left(\mathbf{z}, \widehat{\boldsymbol{\theta}}_N, \mathbf{p}(\boldsymbol{\theta}_*) \right) = \begin{cases} \text{IF} \left(\mathbf{z}, \widehat{\boldsymbol{\theta}}_N, \mathbf{p}(\boldsymbol{\theta}_*) \right) & \text{if } \psi'(0) \text{ exists,} \\ \mathbf{DEN}^{-1} \mathbf{NUM} & \text{otherwise,} \end{cases}$$

where

$$\begin{aligned} \mathbf{DEN} &= \psi'(0-) \mathbf{J}(\boldsymbol{\theta}_*) + \mathbf{s}_z(\boldsymbol{\theta}_*) \mathbf{s}_z(\boldsymbol{\theta}_*)^\top \left(\psi'(0+) - \psi'(0-) p_z(\boldsymbol{\theta}_*) \right) \quad \text{and} \\ \mathbf{NUM} &= \psi'(0+) \mathbf{s}_z(\boldsymbol{\theta}_*) + p_z(\boldsymbol{\theta}_*) \left(\psi'(0-) - \psi'(0+) \right). \end{aligned}$$

We close this section by discussing the derived theoretical properties.

4.4 Discussion of the results

If $\psi'(0)$ exists, then all C -estimators have the influence function of the MLE and are therefore fully efficient at the postulated model. On the other hand, an influence function equal to that of the MLE means a lack of first-order robustness. However, many choices of the discrepancy functions are designed to downweight the influence of poorly fitted classes (see Table 1), so one would expect a robustness gain over the MLE. In contrast to elementary robustness theory (e.g., Hampel et al., 1986), this suggests that the influence function does not carry all information on a procedure's robustness properties in the case of categorical data. Hence, when modeling categorical data, it is possible to construct fully efficient *and* robust estimators (cf. Theorem 3).

If $\psi'(0)$ does not exist, then it is possible to construct first-order robust estimators, that is, estimators with a smaller influence function than the MLE. For instance, this applies to estimators with the discrepancy function of Ruckstuhl & Welsh (2001) in (5), for the choice $c_2 = 0$. While first-order robustness is in principle appealing, it comes at the significant downside that C -estimators with non-existing $\psi'(0)$ do *not* converge in distribution at the postulated model (Theorem 2). Curiously, under contamination the same estimator *does* converge in distribution, and is asymptotically Gaussian. Therefore, inference is easier with contaminated samples than non-contaminated ones. This result ties in with Ruckstuhl & Welsh (2001), who demonstrated it for the binomial model, and we have shown that it also holds true for general models of categorical data. In general, non-standard asymptotics for estimators with loss functions that are not everywhere twice differentiable have been described before in Huber (1964, p. 78), Pollard (1985, Example 5), Simpson et al. (1987, Theorem 2), and Huber & Ronchetti (2009, p. 52) for location estimation.

5 Outlier diagnostics

In addition to robust estimation, it is often of interest to identify outliers in a given sample. It may not be intuitive what constitutes outlyingness in categorical data, which may only

be supported on a finite set and/or non-numerical. We propose to adopt the philosophy of Croux and Filzmoser and define a categorical outlier as “*an observation which is unlikely to have been generated by the imposed model*” (Morgenthaler, 2007, p. 280). Equivalent definitions have been proposed in Davies & Gather (1993), Lindsay (1994), and Markatou et al. (1997).

With this outlier philosophy, one may identify a categorical cell $\mathbf{z} \in \mathcal{Z}$ as outlying if its population probability $f_\varepsilon(\mathbf{z})$ is statistically significantly different from the model probability at estimand $\boldsymbol{\theta}_0$, $p_{\mathbf{z}}(\boldsymbol{\theta}_0)$, which corresponds to the best fit that can be achieved with the postulated model for the chosen discrepancy function. In other words, for a given cell \mathbf{z} , we wish to perform the hypothesis test

$$H_0 : \delta_{\mathbf{z},\varepsilon}(\boldsymbol{\theta}_0) = 0 \quad \text{vs.} \quad H_1 : \delta_{\mathbf{z},\varepsilon}(\boldsymbol{\theta}_0) \neq 0, \quad (13)$$

where the alternative hypothesis may be replaced by a one-sided alternative depending on whether one expects outlyingness to manifest in $p_{\mathbf{z}}(\boldsymbol{\theta}_0)$ being larger or smaller than $f_\varepsilon(\mathbf{z})$. Such a priori beliefs are implicitly imposed by the choice of discrepancy function. While the discrepancy functions in Table 1 are primarily designed to downweight classes with large Pearson residuals, there exist discrepancy functions that can downweight “inliers”, that is, classes whose Pearson residuals are structurally smaller than 0. Examples are the negative exponential function (see Table 1, proposed by Lindsay (1994, Section 7.2)) and the discrepancy function in eq. (5) with the choice $c_1 = 0$ (see Ruckstuhl & Welsh (2001, p. 1128) for a discussion).

Ideally, a test for the hypotheses in (13) will reject H_0 if cell \mathbf{z} is outlying, and sustain H_0 if it is not. It turns out that a test statistic that satisfies these two desirable properties is given by

$$T_N(\mathbf{z}) = \frac{p_{\mathbf{z}}(\hat{\boldsymbol{\theta}}_N) - f_\varepsilon(\mathbf{z})}{\sqrt{\sigma_{\mathbf{z}}^2(\boldsymbol{\theta}_0) / N}}, \quad (14)$$

where $\sigma_{\mathbf{z}}^2(\boldsymbol{\theta}_0) = \nabla_{\boldsymbol{\theta}} p_{\mathbf{z}}(\boldsymbol{\theta}_0)^\top \boldsymbol{\Sigma}(\boldsymbol{\theta}_0) \nabla_{\boldsymbol{\theta}} p_{\mathbf{z}}(\boldsymbol{\theta}_0)$. The following corollary of Theorem 2 establishes the validity of the test statistic $T_N(\mathbf{z})$ for testing the null hypothesis $H_0 : \delta_{\mathbf{z},\varepsilon}(\boldsymbol{\theta}_0) = 0$.

Corollary 2 (Limit distribution of test statistic). *Grant the assumptions of Theorem 2 and, in addition, assume that $\psi'(\delta_{\mathbf{z},\varepsilon}(\boldsymbol{\theta}_0))$ exists for all $\mathbf{z} \in \mathcal{Z}$. Then, under the null hypothesis in (13), for a given cell $\mathbf{z} \in \mathcal{Z}$ the test statistic $T_N(\mathbf{z})$ in (14) possesses the following limit distribution:*

$$T_N(\mathbf{z}) \xrightarrow{d} N(0, 1),$$

as $N \rightarrow \infty$.

In practice, the test statistic is unobserved because neither $\sigma_{\mathbf{z}}^2(\boldsymbol{\theta}_0)$ nor $f_\varepsilon(\mathbf{z})$ are observed. However, these two quantities can be consistently estimated through $\sigma_{\mathbf{z}}^2(\hat{\boldsymbol{\theta}}_N)$ (due to Theorem 2 and the continuous mapping theorem) and $\hat{f}_N(\mathbf{z})$, respectively. Hence, in practice,

the feasible test statistic

$$\hat{T}_N(\mathbf{z}) = \frac{p_z(\hat{\boldsymbol{\theta}}_N) - \hat{f}_N(\mathbf{z})}{\sqrt{\sigma_z^2(\hat{\boldsymbol{\theta}}_N)/N}}, \quad (15)$$

which is consistent for $T_N(\mathbf{z})$ by the continuous mapping theorem, may be used for testing the null hypothesis in (13).

6 Simulation study

The simulation study in this section considers C -estimation for the problem of fitting the Poisson model with zero-inflated count data. The inflation of zeros is frequently encountered in count data in biomedical sciences, such as patient days in a hospital, the number of wisdom teeth extracted, or the number of episodes of hypoglycemia (low blood sugar) per year for diabetes patients (Lachin, 2014).

Denote by $p_z(\lambda) = \lambda^z \exp(-\lambda)/z!$ the Poisson PMF with sample space $\mathcal{Z} = \{0, 1, 2, \dots\} \ni z$ and rate parameter $\lambda > 0$. We draw a sample Z_1, \dots, Z_N of size $N = 1,000$ from the Poisson PMF with true rate parameter $\lambda_* = 4.2$. Then, we introduce contamination by randomly replacing a fraction ε of the sample by zeros, where we consider $\varepsilon \in \{0, 0.1, 0.2, 0.3\}$. We generate 1,000 datasets with this process. A particular challenge for estimation is overlap between the contaminated observations and model-generated observations since zeros have a strictly positive probability under the model at the true parameter, $p_0(\lambda_*) \approx 0.015$.

Using the contaminated datasets, we fit the Poisson model with five types of C -estimators, namely maximum likelihood, Hellinger distance estimation, negative exponential estimation, and the generalized E -estimator (GE) (see Table 1). For the GE, we choose two configurations of tuning constants, namely $c_1 = -\infty$ and $c = c_2 = 0.6$ as well as $c_1 = -\infty$ and $c = c_2 = 0$ so that we have one case where the estimator is asymptotically Gaussian at the Poisson model (the former), and one where it is not (the latter). The choice $c_1 = -\infty$ follows a suggestion by Ruckstuhl & Welsh (2001, p. 1127).

Figure 2 visualizes the simulation results by means of boxplots of the bias $\hat{\lambda}_N - \lambda_*$ of each estimator for every considered contamination fraction.⁵

In the no-contamination case ($\varepsilon = 0$), all estimators (except the GE for $c = 0$) accurately estimate the true λ_* with approximately equal variance. This result is expected because these estimators share the same influence function (Theorem 3). The GE for $c = 0$ seems to exhibit a small bias at the true model, though. We explain in Appendix D that this is a simple finite sample issue that vanishes in larger sample sizes.

When contamination is present ($\varepsilon > 0$), the estimators deviate noticeably. The MLE is substantially biased already at $\varepsilon = 0.1$, and further deteriorates at increasing contamination

⁵It is worth mentioning that the whole simulation study executed in less than one second on a standard laptop with 32GB RAM and 22 Ultra 7 165H CPUs, running on Ubuntu 22.

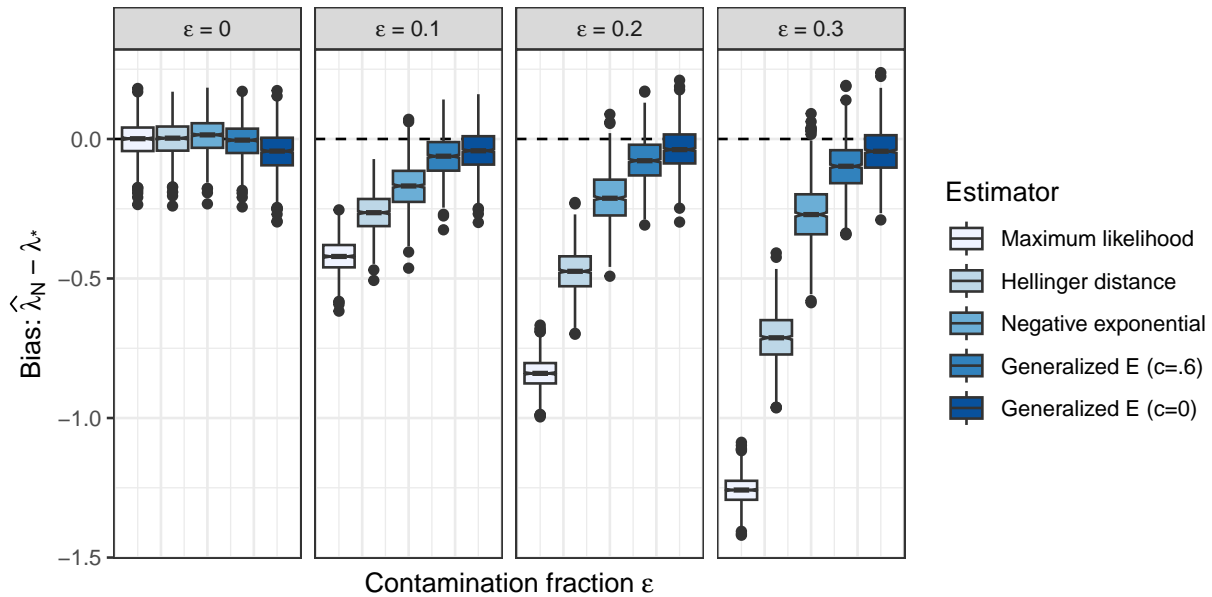


Figure 2: Simulation results visualized through boxplots of the bias $\hat{\lambda}_N - \lambda_*$ of each estimator across the 1,000 repetitions for a given contamination fraction ε . The tuning constants for the generalized E -estimator are chosen as $c = c_2 = 0$ and $c = c_2 = 0.6$ while $c_1 = -\infty$.

levels. The Hellinger distance estimator is an improvement to the MLE in terms of robustness, but is still considerably biased, especially at high contamination levels (e.g., bias of about -0.7 at $\varepsilon = 0.3$). The negative exponential is more robust, but still more biased than the two generalized E -estimators (GEs), which display excellent robustness properties. In particular, the GE with $c = 0$ exhibits almost no bias even at the high contamination level of $\varepsilon = 0.3$. Also the second GE estimator with the less robust choice $c = 0.6$ is very robust and only slightly more biased than with $c = 0$.

We extend this simulation to the diagnostic test of the previous section in Appendix D. In summary, the test has excellent power for the detection of outliers, but its feasible version $\hat{T}_N(\mathbf{z})$ occasionally overrejects at the true model, which is likely due to the additional estimation uncertainty stemming from the use of estimate $\hat{f}_N(\mathbf{z})$. We discuss these results in more detail in Appendix D.

While the minimum disparity estimators (Hellinger and negative exponential) offer enhanced robustness compared to MLE, we conclude that the generalized E -estimators are most robust in this simulation. In fact, even at 30% contamination, the two considered generalized E -estimators have almost no bias. Thus, robust C -estimators, particularly generalized E -estimators, could be an alternative to existing approaches to zero-inflated count data. Existing approaches, such as the estimator of Lambert (1992), generally model the inflation of zeros explicitly through mixtures of two Poisson distributions. In contrast, C -estimators do not explicitly model contamination. As such, they are designed to be robust

against arbitrary specification errors of the Poisson model, which may go beyond inflated zero counts.

7 Discussion and conclusion

We have proposed a new class of robust estimators for general models of categorical data, called C -estimators. C -estimators extend the class of minimum disparity estimators of [Lindsay \(1994\)](#) by allowing for risk functions that are not everywhere twice differentiable, which can result in more robust estimators (cf. [Ruckstuhl & Welsh, 2001](#)). It turns out that such risk functions lead to enhanced first-order robustness if the risk is *not* twice differentiable at the origin. However, C -estimators with such a risk function are not asymptotically Gaussian at the postulated model, but, quite surprisingly, are asymptotically Gaussian when contamination is present. In contrast, C -estimators whose risk is twice differentiable at the origin are asymptotically Gaussian and fully efficient at the model, suggesting that robustness can be achieved without sacrificing efficiency. In addition, we propose a diagnostic test to identify categorical outliers.

A particularly relevant area of further research are robustness measures for estimators of models for categorical data, like C -estimators. The fact that robust estimators can have the same influence function as non-robust maximum likelihood suggests that the influence function may not be an appropriate robustness measure. This aspect is discussed in [Lindsay \(1994\)](#), who argues that the second derivative of the residual adjustment function—a crucial function in estimation with categorical data—carries information on the robustness of such estimators. [Lindsay \(1994\)](#) therefore suggests using the second derivative of the residual adjustment function evaluated at 0 as robustness measure, with large negative values indicating greater robustness. However, [Lindsay \(1994\)](#) cautions in Remark E that this criterion, while sufficient, may not be a necessary condition for robustness. In addition, this criterion does not exist for first-order robust estimators, whose risk is not twice differentiable at 0. Hence, robustness measures that allow for the comparison of different C -estimators are needed. Potentially fruitful approaches could be the *local shift sensitivity* of [Hampel \(1974\)](#) or angular breakdown values ([Zhao et al., 2018](#)).

From a practical perspective, the theory developed in this paper might be particularly useful for robustifying the analyses of questionnaire response data against inattentive responding or bot responses, which is an increasing concern in internet-collected data (e.g., [Ilagan & Falk, 2023](#); [Arias et al., 2020](#); [Meade & Craig, 2012](#)). We apply our theory to models of response data in the companion paper [Welz et al. \(2024\)](#) and demonstrate that it yields substantial improvements in terms of robustness against erroneous responses while also helping identify them. Hence, C -estimators could aid in making the analysis of categorical data, particularly rating data, less dependent on model assumptions.

References

- Arias, V. B., Garrido, L., Jenaro, C., Martinez-Molina, A., & Arias, B. (2020). A little garbage in, lots of garbage out: Assessing the impact of careless responding in personality survey data. *Behavior Research Methods*, 52(6), 2489–2505. <https://doi.org/https://doi.org/10.3758/s13428-020-01401-8>
- Csiszár, I. (1963). Eine informationstheoretische Ungleichung und ihre Anwendung auf den Beweis der Ergodizität von Markoffschen Ketten. *Publications of the Mathematical Institute of the Hungarian Academy of Sciences*, 3, 85–107.
- Davies, L. & Gather, U. (1993). The identification of multiple outliers. *Journal of the American Statistical Association*, 88(423), 782–792. <https://doi.org/10.1080/01621459.1993.10476339>
- Foldnes, N. & Grønneberg, S. (2020). Pernicious polychorics: The impact and detection of underlying non-normality. *Structural Equation Modeling: A Multidisciplinary Journal*, 27(4), 525–543. <https://doi.org/10.1080/10705511.2019.1673168>
- Foldnes, N. & Grønneberg, S. (2022). The sensitivity of structural equation modeling with ordinal data to underlying non-normality and observed distributional forms. *Psychological Methods*, 27(4), 541–567. <https://doi.org/10.1037/met0000385>
- Hampel, F. R. (1968). *Contributions to the theory of robust estimation*. University of California, Berkeley. PhD thesis.
- Hampel, F. R. (1974). The influence curve and its role in robust estimation. *Journal of the American Statistical Association*, 69(346), 383–393. <https://doi.org/10.1080/01621459.1974.10482962>
- Hampel, F. R., Ronchetti, E. M., Rousseeuw, P. J., & Stahel, W. A. (1986). *Robust statistics: The approach based on influence functions*. Wiley Series in Probability and Mathematical Statistics. Wiley.
- He, X. & Simpson, D. G. (1993). Lower bounds for contamination bias: Globally minimax versus locally linear estimation. *Annals of Statistics*, 21(1), 314–337. <https://doi.org/10.1214/aos/1176349028>
- Huang, J. L., Liu, M., & Bowling, N. A. (2015). Insufficient effort responding: Examining an insidious confound in survey data. *Journal of Applied Psychology*, 100(3), 828–845. <https://doi.org/10.1037/a0038510>
- Huber, P. J. (1964). Robust estimation of a location parameter. *Annals of Mathematical Statistics*, 35(1), 73–101. <https://doi.org/10.1214/aoms/1177703732>

- Huber, P. J. & Ronchetti, E. M. (2009). *Robust Statistics*. Wiley. <https://doi.org/10.1002/9780470434697>
- Ilagan, M. J. & Falk, C. F. (2023). Supervised classes, unsupervised mixing proportions: Detection of bots in a Likert-type questionnaire. *Educational and Psychological Measurement*, 83(2), 217–239. <https://doi.org/10.1177/00131644221104220>. PMID: 36866070
- Lachin, J. M. (2014). *Biostatistical methods: The assessment of relative risks* (2nd ed.). Wiley.
- Lambert, D. (1992). Zero-inflated Poisson regression, with an application to defects in manufacturing. *Technometrics*, 34(1), 1–14. <https://doi.org/10.1080/00401706.1992.10485228>
- Lindsay, B. G. (1994). Efficiency versus robustness: The case for minimum Hellinger distance and related methods. *Annals of Statistics*, 22(2), 1081–1114. <https://doi.org/10.1214/aos/1176325512>
- Markatou, M., Basu, A., & Lindsay, B. (1997). Weighted likelihood estimating equations: The discrete case with applications to logistic regression. *Journal of Statistical Planning and Inference*, 57(2), 215–232. [https://doi.org/10.1016/S0378-3758\(96\)00045-6](https://doi.org/10.1016/S0378-3758(96)00045-6)
- Meade, A. W. & Craig, S. B. (2012). Identifying careless responses in survey data. *Psychological Methods*, 17(3), 437–455. <https://psycnet.apa.org/doi/10.1037/a0028085>
- Morgenthaler, S. (2007). A survey of robust statistics. *Statistical Methods and Applications*, 15(3), 271–293. <https://doi.org/10.1007/s10260-006-0034-4>
- Pollard, D. (1985). New ways to prove central limit theorems. *Econometric Theory*, 1(3), 295–313. <https://doi.org/10.1017/S0266466600011233>
- Ruckstuhl, A. F. & Welsh, A. H. (2001). Robust fitting of the binomial model. *Annals of Statistics*, 29(4), 1117–1136. <https://doi.org/10.1214/aos/1013699996>
- Simpson, D. G. (1987). Minimum Hellinger distance estimation for the analysis of count data. *Journal of the American Statistical Association*, 82(399), 802–807. <https://doi.org/10.1080/01621459.1987.10478501>
- Simpson, D. G., Carroll, R. J., & Ruppert, D. (1987). *M*-estimation for discrete data: Asymptotic distribution theory and implications. *Annals of Statistics*, 15(2), 657–669. <https://doi.org/10.1214/aos/1176350367>
- Van der Vaart, A. W. (1998). *Asymptotic Statistics*. Cambridge Series in Statistical and Probabilistic Mathematics. Cambridge University Press.

- Victoria-Feser, M.-P. & Ronchetti, E. M. (1997). Robust estimation for grouped data. *Journal of the American Statistical Association*, 92(437), 333–340. <https://doi.org/10.1080/01621459.1997.10473631>
- Welz, M., Mair, P., & Alfons, A. (2024). *Robust estimation of polychoric correlation*. <https://arxiv.org/abs/2407.18835>. arXiv:2407.18835
- Zhao, J., Yu, G., & Liu, Y. (2018). Assessing robustness of classification using an angular breakdown point. *Annals of Statistics*, 46(6B), 3362–3389. <https://doi.org/10.1214/17-AOS1661>

A An algorithm to solve problem (12)

Recall the problem in (12). For fixed $\boldsymbol{\theta} \in \Theta$ and fixed $\mathbf{t} \in \mathbb{R}^d \setminus \{\mathbf{0}\}$, let the positive definite $d \times d$ matrix \mathbf{V}_t be implicitly defined as the solution to the equation

$$\mathbf{U}(\boldsymbol{\theta}^{\kappa(\mathbf{V}_t \mathbf{t})^\pm})^{-1/2} \mathbf{M}(\boldsymbol{\theta}, \boldsymbol{\theta}^{\kappa(\mathbf{V}_t \mathbf{t})^\pm}) \mathbf{V}_t \mathbf{t} = \mathbf{t}. \quad (\text{A.1})$$

The following steps describe an algorithm to find a matrix \mathbf{V}_t satisfying (A.1) for the fixed \mathbf{t} . It is a brute force algorithm that loops over all candidate directions and terminates when the solution is found.

Step 0. Draw a direction vector $\mathbf{v} \in \{-1, 0, 1\}^d \setminus \{\mathbf{0}\}$. There are $3^d - 1$ such vectors.

Step 1. Calculate the candidate solution

$$\mathbf{V} = \mathbf{M}(\boldsymbol{\theta}, \boldsymbol{\theta}^{(\mathbf{v})^\pm})^{-1} \mathbf{U}(\boldsymbol{\theta}^{(\mathbf{v})^\pm})^{1/2}. \quad (\text{A.2})$$

If this candidate solution does not exist because of singularity, go back to Step 0 and try a different direction vector \mathbf{v} .

Step 2. With the candidate solution \mathbf{V} from the previous step, calculate the direction $\mathbf{w} = \kappa(\mathbf{V} \mathbf{t})$ and evaluate if the equation

$$\mathbf{U}(\boldsymbol{\theta}^{(\mathbf{w})^\pm})^{-1/2} \mathbf{M}(\boldsymbol{\theta}, \boldsymbol{\theta}^{(\mathbf{w})^\pm}) \mathbf{V} \mathbf{t} = \mathbf{t} \quad (\text{A.3})$$

holds true. If it indeed holds true, terminate the algorithm and report $\mathbf{V} = \mathbf{V}_t$ as solution. Otherwise, if the equation is not satisfied or a factor does not exist, go back to Step 0 and try a different direction vector \mathbf{v} .

The algorithm is based on the fact that candidate matrices \mathbf{V} have a known functional form, given in eq. (A.2), that varies with parameters $\boldsymbol{\theta}$ and directions \mathbf{v} . Keeping parameter $\boldsymbol{\theta}$ fixed, there is only a finite number of candidate matrices, collected in set

$$\mathcal{V} = \left\{ \mathbf{V}(\mathbf{v}) = \mathbf{M}(\boldsymbol{\theta}, \boldsymbol{\theta}^{(\mathbf{v})^\pm})^{-1} \mathbf{U}(\boldsymbol{\theta}^{(\mathbf{v})^\pm})^{1/2} : \mathbf{v} \in \{-1, 0, 1\}^d \setminus \{\mathbf{0}\} \right\},$$

because the number of possible directions is finite here. Then, given $\mathbf{t} \in \mathbb{R}^d \setminus \{\mathbf{0}\}$, the algorithm searches for the matrix $\mathbf{V} \in \mathcal{V}$ that satisfies the objective equation (A.1). Since the objective equation is a function of both \mathbf{V} and \mathbf{t} , different choices of the prespecified \mathbf{t} may yield different solution matrices \mathbf{V} , so this dependence is made explicit in the notation $\mathbf{V}_t = \mathbf{V}$.

B Useful lemmas

This section lists and proves a number of technical lemmas that shall be useful in the proofs of the main theorems.

Lemma B.1. *For fixed $\mathbf{t} \in \mathbb{R}^d$, positive definite $\mathbf{V} \in \mathbb{R}^{d \times d}$, and $\boldsymbol{\theta}_0$ as in Assumption 4, let $\boldsymbol{\theta}_N(\mathbf{t}) = \boldsymbol{\theta}_0 + N^{-1/2}\mathbf{V}\mathbf{t}$. Then, under the Assumptions of Theorem 2,*

$$(\widehat{\boldsymbol{\theta}}_N)_j \leq (\boldsymbol{\theta}_N(\mathbf{t}))_j \quad \text{for all } j = 1, \dots, d,$$

if and only if

$$\frac{\partial}{\partial \theta_j} L_N(\boldsymbol{\theta}_N(\mathbf{t})) \geq 0 \quad \text{for all } j = 1, \dots, d,$$

with probability tending to one as $N \rightarrow \infty$.

Proof. As $N \rightarrow \infty$, $L_N(\boldsymbol{\theta}) \xrightarrow{\text{a.s.}} L_\varepsilon(\boldsymbol{\theta})$ for any $\boldsymbol{\theta} \in \Theta$, and $\boldsymbol{\theta}_N(\mathbf{t}) \rightarrow \boldsymbol{\theta}_0$ for any \mathbf{t} . It follows by Assumption 6 that for N sufficiently large, $L_N(\boldsymbol{\theta})$ is coordinatewise locally convex for all $\boldsymbol{\theta} \in \{\boldsymbol{\theta} : \|\boldsymbol{\theta}\| \leq \|\boldsymbol{\theta}_N(\mathbf{t})\|\}$, notably $\widehat{\boldsymbol{\theta}}_N$ (cf. Theorem 1), with probability tending to one as $N \rightarrow \infty$. We are now ready to prove the two implications.

“ \implies ”. Since $\widehat{\boldsymbol{\theta}}_N$ minimizes $L_N(\boldsymbol{\theta})$, we have that $L_N(\boldsymbol{\theta}, \widehat{f}_N) \geq L_N(\widehat{\boldsymbol{\theta}}_N, \widehat{f}_N)$ for all $\boldsymbol{\theta} \in \Theta$. Because $(\widehat{\boldsymbol{\theta}}_N)_j \leq (\boldsymbol{\theta}_N(\mathbf{t}))_j, j = 1, \dots, d$, it follows by the coordinatewise local convexity of $L_N(\boldsymbol{\theta})$ that the j -th partial derivative of $L_N(\boldsymbol{\theta}_N(\mathbf{t}))$ must be nonnegative, $j = 1, \dots, d$.

“ \impliedby ”. By the coordinatewise local convexity of the empirical loss, $\frac{\partial}{\partial \theta_j} L_N(\boldsymbol{\theta}_N(\mathbf{t}))$ being nonnegative implies that $(\boldsymbol{\theta}_N(\mathbf{t}))_j$ must be at least as large as minimizer $(\widehat{\boldsymbol{\theta}}_N)_j, j = 1, \dots, d$. This completes the proof. \blacksquare

Lemma B.2. *For $i = 1, \dots, N, \mathbf{t} \in \mathbb{R}^d \setminus \{\mathbf{0}\}$, and \mathbf{V} an arbitrary $(d \times d)$ positive definite matrix, put*

$$\mathbf{X}_i = \mathbf{U} \left(\boldsymbol{\theta}_0^{(\kappa(\mathbf{V}\mathbf{t}))^\pm} \right)^{-1/2} \mathbf{W}(\boldsymbol{\theta}_N(\mathbf{t})) (\mathbf{I}_i - \mathbf{f}_\varepsilon),$$

where $\mathbf{I}_i = (\mathbb{1}\{\mathbf{Z}_i = \mathbf{z}\})_{\mathbf{z} \in \mathcal{Z}}$ and $\boldsymbol{\theta}_N(\mathbf{t}) = \boldsymbol{\theta}_0 + N^{-1/2}\mathbf{V}\mathbf{t}$. Then, under the assumptions of Theorem 2,

$$\sup_{\mathbf{x} \in \mathbb{R}^d} \left| \mathbb{P} \left[N^{-1/2} \sum_{i=1}^N \mathbf{X}_i \leq \mathbf{x} \right] - \Phi_d(\mathbf{x}) \right| = o(1),$$

as $N \rightarrow \infty$. Under the additional assumption that $\psi'(\delta_{\mathbf{z}, \varepsilon}(\boldsymbol{\theta}_0))$ exists for all $\mathbf{z} \in \mathcal{Z}$, the same result holds true for all $\mathbf{t} \in \mathbb{R}^d$, with $\boldsymbol{\theta}_0^{(\kappa(\mathbf{V}\mathbf{t}))^\pm}$ replaced by $\boldsymbol{\theta}_0$ in the definition of \mathbf{X}_i .

Proof. For $i = 1, \dots, N$ and $\mathbf{t} \neq \mathbf{0}$, we have that $\mathbb{E}[\mathbf{I}_i] = \mathbf{f}_\varepsilon$ and $\text{Var}[\mathbf{I}_i] = \mathbf{\Omega}$. Therefore, $\mathbb{E}[\mathbf{X}_i] = \mathbf{0}$ and, as $N \rightarrow \infty$,

$$\begin{aligned} \text{Var}[\mathbf{X}_i] &= \mathbf{U} \left(\boldsymbol{\theta}_0^{(\kappa(\mathbf{V}\mathbf{t}))^\pm} \right)^{-1/2} \mathbf{W}(\boldsymbol{\theta}_N(\mathbf{t})) \mathbf{\Omega} \mathbf{W}(\boldsymbol{\theta}_N(\mathbf{t}))^\top \mathbf{U} \left(\boldsymbol{\theta}_0^{(\kappa(\mathbf{V}\mathbf{t}))^\pm} \right)^{-1/2} \\ &= \mathbf{U} \left(\boldsymbol{\theta}_0^{(\kappa(\mathbf{V}\mathbf{t}))^\pm} \right)^{-1/2} \mathbf{U}(\boldsymbol{\theta}_N(\mathbf{t})) \mathbf{U} \left(\boldsymbol{\theta}_0^{(\kappa(\mathbf{V}\mathbf{t}))^\pm} \right)^{-1/2} \\ &= \mathbf{U} \left(\boldsymbol{\theta}_0^{(\kappa(\mathbf{V}\mathbf{t}))^\pm} \right)^{-1/2} \mathbf{U} \left(\boldsymbol{\theta}_0^{(\kappa(\mathbf{V}\mathbf{t}))^\pm} \right) \mathbf{U} \left(\boldsymbol{\theta}_0^{(\kappa(\mathbf{V}\mathbf{t}))^\pm} \right)^{-1/2} + o(1) \\ &= \mathcal{I}_d + o(1), \end{aligned}$$

where the second line follows by definition of $\boldsymbol{\theta} \mapsto \mathbf{U}(\boldsymbol{\theta})$, the third line by its continuity, and \mathcal{I}_d denotes the $d \times d$ identity matrix. Under the additional assumption that $\psi'(\delta_{\mathbf{z},\varepsilon}(\boldsymbol{\theta}_0))$ exists, we can repeat the same argument for $\boldsymbol{\theta}_0$ instead of $\boldsymbol{\theta}_0^{(\kappa(\mathbf{V}\mathbf{t}))^\pm}$, also when $\mathbf{t} = \mathbf{0}$.

Either way, regardless whether or not $\psi'(\delta_{\mathbf{z},\varepsilon}(\boldsymbol{\theta}_0))$ exists, we can now apply the classic Lindeberg-Lévy central limit theorem in combination with Slutsky's lemma to obtain, for all $\mathbf{x} \in \mathbb{R}^d$,

$$\mathbb{P} \left[N^{-1/2} \sum_{i=1}^N \mathbf{X}_i \leq \mathbf{x} \right] \rightarrow \Phi_d(\mathbf{x}),$$

as $N \rightarrow \infty$. By Lemma 2.11 in [Van der Vaart \(1998\)](#), this convergence is also uniform on \mathbb{R}^d , and the result follows. \blacksquare

Lemma B.3. Let $Y_N(\mathbf{z}) = \sqrt{N} \left(\widehat{f}_N(\mathbf{z}) - f_\varepsilon(\mathbf{z}) \right)$ for $\mathbf{z} \in \mathcal{Z}$, and $\boldsymbol{\theta}_N(\mathbf{t}) = N^{-1/2} \mathbf{V}\mathbf{t}$, where $\mathbf{t} \in \mathbb{R}^d \setminus \{\mathbf{0}\}$ and \mathbf{V} is an arbitrary positive definite ($d \times d$) matrix. Then, under the Assumptions of Theorem 2, it holds true that

$$\sum_{\mathbf{z} \in \mathcal{Z}} \mathbf{s}_{\mathbf{z}}(\boldsymbol{\theta}_N(\mathbf{t})) Y_N(\mathbf{z}) \psi'(\delta_{\mathbf{z},\varepsilon}(\boldsymbol{\theta}_N(\mathbf{t}))) \frac{\widehat{f}_N(\mathbf{z}) - f_\varepsilon(\mathbf{z})}{p_{\mathbf{z}}(\boldsymbol{\theta}_N(\mathbf{t}))} = o_{\mathbb{P}}(1),$$

as $N \rightarrow \infty$. Under the additional assumption that $\psi'(\delta_{\mathbf{z},\varepsilon}(\boldsymbol{\theta}_0))$ exists for all $\mathbf{z} \in \mathcal{Z}$, this result also holds true for $\mathbf{t} = \mathbf{0}$.

Proof. Fix $\mathbf{t} \neq \mathbf{0}$ and $\mathbf{z} \in \mathcal{Z}$. Under the stated assumptions, letting N grow to infinity, we have that $\mathbf{s}_{\mathbf{z}}(\boldsymbol{\theta}_N(\mathbf{t})) \rightarrow \mathbf{s}_{\mathbf{z}}(\boldsymbol{\theta}_0)$, $p_{\mathbf{z}}(\boldsymbol{\theta}_N(\mathbf{t})) \rightarrow p_{\mathbf{z}}(\boldsymbol{\theta}_0)$, and $\psi'(\delta_{\mathbf{z},\varepsilon}(\boldsymbol{\theta}_N(\mathbf{t}))) \rightarrow \psi'(\delta_{\mathbf{z},\varepsilon}(\boldsymbol{\theta}_0^{(\kappa(\mathbf{V}\mathbf{t}))^\pm}))$, where $\psi'(\delta_{\mathbf{z},\varepsilon}(\boldsymbol{\theta}_0^{(\kappa(\mathbf{V}\mathbf{t}))^\pm}))$ exists per the same reasoning as in the proof of Theorem 2. Furthermore, by the Lindeberg-Lévy central limit theorem,

$$Y_N(\mathbf{z}) = N^{-1/2} \sum_{i=1}^N \left(\mathbb{1}\{\mathbf{Z}_i = \mathbf{z}\} - f_\varepsilon(\mathbf{z}) \right) \xrightarrow{d} \text{N}(0, f_\varepsilon(\mathbf{z})(1 - f_\varepsilon(\mathbf{z}))),$$

since $\mathbb{1}\{\mathbf{Z}_i = \mathbf{z}\}$ follows a Binomial distribution with probability parameter $f_\varepsilon(\mathbf{z})$. In addition, we have that $\widehat{f}_N(\mathbf{z}) - f_\varepsilon(\mathbf{z}) = o_{\mathbb{P}}(1)$, as $N \rightarrow \infty$. Combining these individual convergence results, we conclude that

$$\begin{aligned} & \sum_{\mathbf{z} \in \mathcal{Z}} \mathbf{s}_z(\boldsymbol{\theta}_N(\mathbf{t})) Y_N(\mathbf{z}) \psi'(\delta_{\mathbf{z},\varepsilon}(\boldsymbol{\theta}_N(\mathbf{t}))) \frac{\widehat{f}_N(\mathbf{z}) - f_\varepsilon(\mathbf{z})}{p_z(\boldsymbol{\theta}_N(\mathbf{t}))} \\ &= \sum_{\mathbf{z} \in \mathcal{Z}} \mathbf{s}_z(\boldsymbol{\theta}_0) \psi'(\delta_{\mathbf{z},\varepsilon}(\boldsymbol{\theta}_0^{\kappa(\mathbf{V}\mathbf{t})^\pm})) \frac{1}{p_z(\boldsymbol{\theta}_0)} O_{\mathbb{P}}(1) o_{\mathbb{P}}(1) + o(1) \\ &= o_{\mathbb{P}}(1), \end{aligned}$$

as N grows to infinity. Under the additional assumption that $\psi'(\delta_{\mathbf{z},\varepsilon}(\boldsymbol{\theta}_0))$ exists for all $\mathbf{z} \in \mathcal{Z}$, we have that $\psi'(\delta_{\mathbf{z},\varepsilon}(\boldsymbol{\theta}_N(\mathbf{t}))) \rightarrow \psi'(\delta_{\mathbf{z},\varepsilon}(\boldsymbol{\theta}_0))$ for all $\mathbf{t} \in \mathbb{R}^d$. We can now repeat the same steps as above to arrive at the same final result. This concludes the proof. \blacksquare

Lemma B.4. *Let $\mathbf{t} \neq \mathbf{0}$ and \mathbf{V} be an arbitrary positive definite ($d \times d$) matrix. Under the assumptions of Theorem 2, we have that*

$$\begin{aligned} & -\sqrt{N} \sum_{\mathbf{z} \in \mathcal{Z}} f_\varepsilon(\mathbf{z}) \mathbf{s}_z(\boldsymbol{\theta}_N(\mathbf{t})) \left(\psi(\delta_{\mathbf{z},\varepsilon}(\boldsymbol{\theta}_N(\mathbf{t}))) - \psi(\delta_{\mathbf{z},\varepsilon}(\boldsymbol{\theta}_0)) \right) \\ &= \sum_{\mathbf{z} \in \mathcal{Z}} \psi'(\delta_{\mathbf{z},\varepsilon}(\boldsymbol{\theta}_0^{\kappa(\mathbf{V}\mathbf{t})^\pm})) \widetilde{\delta}_{\mathbf{z},\varepsilon}(\boldsymbol{\theta}_0) f_\varepsilon(\mathbf{z}) \mathbf{s}_z(\boldsymbol{\theta}_0) \mathbf{s}_z(\boldsymbol{\theta}_0)^\top \mathbf{V}\mathbf{t} + o(1) \end{aligned} \quad (\text{B.4})$$

and

$$\begin{aligned} & \sqrt{N} \sum_{\mathbf{z} \in \mathcal{Z}} \left(\nabla_{\boldsymbol{\theta}} p_z(\boldsymbol{\theta}_N(\mathbf{t})) \rho(\delta_{\mathbf{z},\varepsilon}(\boldsymbol{\theta}_N(\mathbf{t}))) - \nabla_{\boldsymbol{\theta}} p_z(\boldsymbol{\theta}_0) \rho(\delta_{\mathbf{z},\varepsilon}(\boldsymbol{\theta}_0)) \right) \\ &= \sum_{\mathbf{z} \in \mathcal{Z}} \left(\rho(\delta_{\mathbf{z},\varepsilon}(\boldsymbol{\theta}_0)) \nabla_{\boldsymbol{\theta}}^2 p_z(\boldsymbol{\theta}_0) - \psi(\delta_{\mathbf{z},\varepsilon}(\boldsymbol{\theta}_0)) f_\varepsilon(\mathbf{z}) \mathbf{s}_z(\boldsymbol{\theta}_0) \mathbf{s}_z(\boldsymbol{\theta}_0)^\top \right) \mathbf{V}\mathbf{t} + o(1), \end{aligned} \quad (\text{B.5})$$

as $N \rightarrow \infty$, where the latter also holds true when $\mathbf{t} = \mathbf{0}$. Furthermore, under the additional assumption that $\psi'(\delta_{\mathbf{z},\varepsilon}(\boldsymbol{\theta}_0))$ exists for all $\mathbf{z} \in \mathcal{Z}$, equation (B.4) becomes

$$\begin{aligned} & -\sqrt{N} \sum_{\mathbf{z} \in \mathcal{Z}} f_\varepsilon(\mathbf{z}) \mathbf{s}_z(\boldsymbol{\theta}_N(\mathbf{t})) \left(\psi(\delta_{\mathbf{z},\varepsilon}(\boldsymbol{\theta}_N(\mathbf{t}))) - \psi(\delta_{\mathbf{z},\varepsilon}(\boldsymbol{\theta}_0)) \right) \\ &= \sum_{\mathbf{z} \in \mathcal{Z}} A'(\delta_{\mathbf{z},\varepsilon}(\boldsymbol{\theta}_0)) f_\varepsilon(\mathbf{z}) \mathbf{s}_z(\boldsymbol{\theta}_0) \mathbf{s}_z(\boldsymbol{\theta}_0)^\top \mathbf{V}\mathbf{t} + o(1), \end{aligned} \quad (\text{B.6})$$

for all $\mathbf{t} \in \mathbb{R}^d$.

Proof. We begin by proving the first assertion. We can write

$$\begin{aligned}
& -\sqrt{N} \sum_{z \in \mathcal{Z}} f_\varepsilon(z) \mathbf{s}_z(\boldsymbol{\theta}_N(\mathbf{t})) \left(\psi(\delta_{z,\varepsilon}(\boldsymbol{\theta}_N(\mathbf{t}))) - \psi(\delta_{z,\varepsilon}(\boldsymbol{\theta}_0)) \right) \\
&= -\sqrt{N} \sum_{z \in \mathcal{Z}} \underbrace{\frac{\psi(\delta_{z,\varepsilon}(\boldsymbol{\theta}_N(\mathbf{t}))) - \psi(\delta_{z,\varepsilon}(\boldsymbol{\theta}_0))}{\delta_{z,\varepsilon}(\boldsymbol{\theta}_N(\mathbf{t})) - \delta_{z,\varepsilon}(\boldsymbol{\theta}_0)}}_{=\textcircled{A}} \underbrace{\left(\delta_{z,\varepsilon}(\boldsymbol{\theta}_N(\mathbf{t})) - \delta_{z,\varepsilon}(\boldsymbol{\theta}_0) \right)}_{=\textcircled{B}} \underbrace{f_\varepsilon(z) \mathbf{s}_z(\boldsymbol{\theta}_N(\mathbf{t}))}_{=\textcircled{C}}.
\end{aligned}$$

For term \textcircled{A} , put $g_N = N^{-1/2} \mathbf{V} \mathbf{t}$, put $g_N = N^{-1/2}$ such that $\boldsymbol{\theta}_N(\mathbf{t}) = \boldsymbol{\theta}_0 + g_N \mathbf{V} \mathbf{t}$. By definition of the derivative, we can write

$$\lim_{g_N \rightarrow 0} \frac{\psi(\delta_{z,\varepsilon}(\boldsymbol{\theta}_0 + g_N \mathbf{V} \mathbf{t})) - \psi(\delta_{z,\varepsilon}(\boldsymbol{\theta}_0))}{\delta_{z,\varepsilon}(\boldsymbol{\theta}_0 + g_N \mathbf{V} \mathbf{t}) - \delta_{z,\varepsilon}(\boldsymbol{\theta}_0)} = \psi' \left(\delta_{z,\varepsilon} \left(\boldsymbol{\theta}_0^{(\kappa(\mathbf{V} \mathbf{t})^\pm)} \right) \right), \quad (\text{B.7})$$

where, because of $\mathbf{t} \neq \mathbf{0}$, the right hand side exists even if $\psi'(\delta_{z,\varepsilon}(\boldsymbol{\theta}_0))$ does not. By definition, $g_N = o(1)$. Combined with the previous display, we obtain

$$\textcircled{A} = \frac{\psi(\delta_{z,\varepsilon}(\boldsymbol{\theta}_N(\mathbf{t}))) - \psi(\delta_{z,\varepsilon}(\boldsymbol{\theta}_0))}{\delta_{z,\varepsilon}(\boldsymbol{\theta}_N(\mathbf{t})) - \delta_{z,\varepsilon}(\boldsymbol{\theta}_0)} = \psi' \left(\delta_{z,\varepsilon} \left(\boldsymbol{\theta}_0^{(\kappa(\mathbf{V} \mathbf{t})^\pm)} \right) \right) + o(1),$$

as $N \rightarrow \infty$.

For term \textcircled{B} , we have that

$$\frac{\partial}{\partial \boldsymbol{\theta}} \delta_{z,\varepsilon}(\boldsymbol{\theta}) = -\mathbf{s}_z(\boldsymbol{\theta}) \tilde{\delta}_{z,\varepsilon}(\boldsymbol{\theta}).$$

Performing the Taylor approximation

$$\begin{aligned}
\delta_{z,\varepsilon}(\boldsymbol{\theta}_N(\mathbf{t})) &= \delta_{z,\varepsilon}(\boldsymbol{\theta}_0 + N^{-1/2} \mathbf{V} \mathbf{t}) \\
&= \delta_{z,\varepsilon}(\boldsymbol{\theta}_0) + N^{-1/2} \left(\frac{\partial}{\partial \boldsymbol{\theta}} \delta_{z,\varepsilon}(\boldsymbol{\theta}_0) \right)^\top \mathbf{V} \mathbf{t} + o(1) \\
&= \delta_{z,\varepsilon}(\boldsymbol{\theta}_0) - N^{-1/2} \tilde{\delta}_{z,\varepsilon}(\boldsymbol{\theta}_0) \mathbf{s}_z(\boldsymbol{\theta}_0)^\top \mathbf{V} \mathbf{t} + o(1),
\end{aligned}$$

it follows that

$$\textcircled{B} = \delta_{z,\varepsilon}(\boldsymbol{\theta}_N(\mathbf{t})) - \delta_{z,\varepsilon}(\boldsymbol{\theta}_0) = -N^{-1/2} \tilde{\delta}_{z,\varepsilon}(\boldsymbol{\theta}_0) \mathbf{s}_z(\boldsymbol{\theta}_0)^\top \mathbf{V} \mathbf{t} + o(1).$$

For term \textcircled{C} , we have by the assumed continuity of $\boldsymbol{\theta} \mapsto \mathbf{s}_z(\boldsymbol{\theta})$ that

$$\textcircled{C} = f_\varepsilon(z) \mathbf{s}_z(\boldsymbol{\theta}_N(\mathbf{t})) = f_\varepsilon(z) \mathbf{s}_z(\boldsymbol{\theta}_0) + o(1),$$

as $N \rightarrow \infty$.

Combining the expressions for \textcircled{A} , \textcircled{B} , \textcircled{C} proves equation (B.4). Under the additional assumption that the $\psi'(\delta_{z,\varepsilon}(\boldsymbol{\theta}_0))$ exist, the right hand side of (B.7) equals $\psi'(\delta_{z,\varepsilon}(\boldsymbol{\theta}_0))$ for all $\mathbf{t} \in \mathbb{R}^d$, so $\textcircled{A} = \psi'(\delta_{z,\varepsilon}(\boldsymbol{\theta}_0)) + o(1)$, and equation (B.6) follows by definition of A' .

We now turn to the second assertion, namely equation (B.5). Fix $\mathbf{t} \in \mathbb{R}^d$. Adding an intelligent zero, we can write

$$\begin{aligned} & \sqrt{N} \sum_{z \in \mathcal{Z}} \left(\nabla_{\boldsymbol{\theta}} p_z(\boldsymbol{\theta}_N(\mathbf{t})) \rho(\delta_{z,\varepsilon}(\boldsymbol{\theta}_N(\mathbf{t}))) - \nabla_{\boldsymbol{\theta}} p_z(\boldsymbol{\theta}_0) \rho(\delta_{z,\varepsilon}(\boldsymbol{\theta}_0)) \right) \\ &= \sqrt{N} \sum_{z \in \mathcal{Z}} \nabla_{\boldsymbol{\theta}} p_z(\boldsymbol{\theta}_N(\mathbf{t})) \left(\rho(\delta_{z,\varepsilon}(\boldsymbol{\theta}_N(\mathbf{t}))) - \rho(\delta_{z,\varepsilon}(\boldsymbol{\theta}_0)) \right) \\ & \quad + \sqrt{N} \sum_{z \in \mathcal{Z}} \rho(\delta_{z,\varepsilon}(\boldsymbol{\theta}_0)) \left(\nabla_{\boldsymbol{\theta}} p_z(\boldsymbol{\theta}_N(\mathbf{t})) - \nabla_{\boldsymbol{\theta}} p_z(\boldsymbol{\theta}_0) \right). \end{aligned} \quad (\text{B.8})$$

Performing the first-order Taylor approximation

$$\nabla_{\boldsymbol{\theta}} p_z(\boldsymbol{\theta}_N(\mathbf{t})) = \nabla_{\boldsymbol{\theta}} p_z(\boldsymbol{\theta}_0) + N^{-1/2} (\nabla_{\boldsymbol{\theta}}^2 p_z(\boldsymbol{\theta}_0)) \mathbf{V} \mathbf{t} + o(1),$$

we obtain for the second term on the right hand side in (B.8) that

$$\begin{aligned} & \sqrt{N} \sum_{z \in \mathcal{Z}} \rho(\delta_{z,\varepsilon}(\boldsymbol{\theta}_0)) \left(\nabla_{\boldsymbol{\theta}} p_z(\boldsymbol{\theta}_N(\mathbf{t})) - \nabla_{\boldsymbol{\theta}} p_z(\boldsymbol{\theta}_0) \right) \\ &= \sum_{z \in \mathcal{Z}} \rho(\delta_{z,\varepsilon}(\boldsymbol{\theta}_0)) (\nabla_{\boldsymbol{\theta}}^2 p_z(\boldsymbol{\theta}_0)) \mathbf{V} \mathbf{t} + o(1). \end{aligned} \quad (\text{B.9})$$

We can rewrite the first term on the right hand side in (B.8) as

$$\begin{aligned} & \sqrt{N} \sum_{z \in \mathcal{Z}} \nabla_{\boldsymbol{\theta}} p_z(\boldsymbol{\theta}_N(\mathbf{t})) \left(\rho(\delta_{z,\varepsilon}(\boldsymbol{\theta}_N(\mathbf{t}))) - \rho(\delta_{z,\varepsilon}(\boldsymbol{\theta}_0)) \right) \\ &= \sqrt{N} \sum_{z \in \mathcal{Z}} \underbrace{\nabla_{\boldsymbol{\theta}} p_z(\boldsymbol{\theta}_N(\mathbf{t}))}_{=\textcircled{D}} \underbrace{\frac{\rho(\delta_{z,\varepsilon}(\boldsymbol{\theta}_N(\mathbf{t}))) - \rho(\delta_{z,\varepsilon}(\boldsymbol{\theta}_0))}{\delta_{z,\varepsilon}(\boldsymbol{\theta}_N(\mathbf{t})) - \delta_{z,\varepsilon}(\boldsymbol{\theta}_0)}}_{=\textcircled{E}} \underbrace{(\delta_{z,\varepsilon}(\boldsymbol{\theta}_N(\mathbf{t})) - \delta_{z,\varepsilon}(\boldsymbol{\theta}_0))}_{=\textcircled{F}}. \end{aligned}$$

For term \textcircled{D} , we have by Assumption 1 that

$$\textcircled{D} = \nabla_{\boldsymbol{\theta}} p_z(\boldsymbol{\theta}_N(\mathbf{t})) = \nabla_{\boldsymbol{\theta}} p_z(\boldsymbol{\theta}_0) + o(1) \quad \text{as } N \rightarrow \infty,$$

while \textcircled{D} is equal to \textcircled{B} . Following similar arguments as in (B.7), we obtain for \textcircled{E} that

$$\textcircled{E} = \frac{\rho(\delta_{z,\varepsilon}(\boldsymbol{\theta}_N(\mathbf{t}))) - \rho(\delta_{z,\varepsilon}(\boldsymbol{\theta}_0))}{\delta_{z,\varepsilon}(\boldsymbol{\theta}_N(\mathbf{t})) - \delta_{z,\varepsilon}(\boldsymbol{\theta}_0)} = \psi(\delta_{z,\varepsilon}(\boldsymbol{\theta}_0)) + o(1) \quad \text{as } N \rightarrow \infty.$$

It follows from the derived expressions for $\textcircled{D}, \textcircled{E}, \textcircled{F}$ that

$$\begin{aligned} & \sqrt{N} \sum_{z \in \mathcal{Z}} \nabla_{\boldsymbol{\theta}} p_z(\boldsymbol{\theta}_N(\mathbf{t})) \left(\rho(\delta_{z,\varepsilon}(\boldsymbol{\theta}_N(\mathbf{t}))) - \rho(\delta_{z,\varepsilon}(\boldsymbol{\theta}_0)) \right) \\ &= - \sum_{z \in \mathcal{Z}} \psi(\delta_{z,\varepsilon}(\boldsymbol{\theta}_0)) f_\varepsilon(z) \mathbf{s}_z(\boldsymbol{\theta}_0) \mathbf{s}_z(\boldsymbol{\theta}_0)^\top \mathbf{V} \mathbf{t} + o(1). \end{aligned}$$

Combining the previous display and (B.9) with (B.8) yields the second assertion, thereby completing the proof. \blacksquare

Lemma B.5. Grant the assumptions of Theorem 2. If $\psi'(0)$ exists and is not equal to 0, then

$$\lim_{\varepsilon \downarrow 0} \mathbf{M}(\boldsymbol{\theta}_0(\varepsilon)) = \psi'(0) \mathbf{J}(\boldsymbol{\theta}_*)$$

and

$$\lim_{\varepsilon \downarrow 0} \mathbf{U}(\boldsymbol{\theta}_0(\varepsilon)) = \psi'(0)^2 \mathbf{J}(\boldsymbol{\theta}_*).$$

If $\psi'(0)$ does not exist, then it holds true that

$$\lim_{\varepsilon \downarrow 0} \mathbf{M}(\boldsymbol{\theta}_0(\varepsilon)) = \sum_{\mathbf{z} \in \mathcal{Z}} B(\mathbf{z}) p_{\mathbf{z}}(\boldsymbol{\theta}_*) \mathbf{s}_{\mathbf{z}}(\boldsymbol{\theta}_*) \mathbf{s}_{\mathbf{z}}(\boldsymbol{\theta}_*)^\top$$

and

$$\begin{aligned} & \lim_{\varepsilon \downarrow 0} \mathbf{U}(\boldsymbol{\theta}_0(\varepsilon)) \\ &= \sum_{\mathbf{z} \in \mathcal{Z}} B(\mathbf{z})^2 p_{\mathbf{z}}(\boldsymbol{\theta}_*) \mathbf{s}_{\mathbf{z}}(\boldsymbol{\theta}_*) \mathbf{s}_{\mathbf{z}}(\boldsymbol{\theta}_*)^\top - \left(B(\mathbf{z}) p_{\mathbf{z}}(\boldsymbol{\theta}_*) \mathbf{s}_{\mathbf{z}}(\boldsymbol{\theta}_*) \right) \left(B(\mathbf{z}) p_{\mathbf{z}}(\boldsymbol{\theta}_*) \mathbf{s}_{\mathbf{z}}(\boldsymbol{\theta}_*) \right)^\top, \end{aligned}$$

where the definition

$$B(\mathbf{z}) = \mathbf{1} \{h(\mathbf{z}) \leq p_{\mathbf{z}}(\boldsymbol{\theta}_*)\} \psi'(0-) + \mathbf{1} \{h(\mathbf{z}) > p_{\mathbf{z}}(\boldsymbol{\theta}_*)\} \psi'(0+).$$

is used.

Proof. For further reference, note that for any $\boldsymbol{\theta} \in \Theta$,

$$\begin{aligned} \sum_{\mathbf{z} \in \mathcal{Z}} p_{\mathbf{z}}(\boldsymbol{\theta}) \mathbf{s}_{\mathbf{z}}(\boldsymbol{\theta}) &= \mathbf{0}, \quad \text{and} \\ \sum_{\mathbf{z} \in \mathcal{Z}} \nabla_{\boldsymbol{\theta}}^2 p_{\mathbf{z}}(\boldsymbol{\theta}) &= \mathbf{0}_{d \times d} \end{aligned} \tag{B.10}$$

because $\sum_{\mathbf{z} \in \mathcal{Z}} p_{\mathbf{z}}(\boldsymbol{\theta}) = 1$, which implies that $\sum_{\mathbf{z} \in \mathcal{Z}} \frac{\partial}{\partial \boldsymbol{\theta}} p_{\mathbf{z}}(\boldsymbol{\theta}) = \mathbf{0}$ and the second equation.

The following results shall also be useful for further reference. For fixed $\mathbf{z} \in \mathcal{Z}$, one has that

$$\lim_{\varepsilon \downarrow 0} f_\varepsilon(\mathbf{z}) = p_{\mathbf{z}}(\boldsymbol{\theta}_*) \quad \text{and} \quad \lim_{\varepsilon \downarrow 0} \boldsymbol{\theta}_0(\varepsilon) = \boldsymbol{\theta}_*.$$

By the assumed continuity properties of the model and the discrepancy function, it follows that

$$\begin{aligned} \lim_{\varepsilon \downarrow 0} \delta_{\mathbf{z}, \varepsilon}(\boldsymbol{\theta}_0(\varepsilon)) &= 0, \\ \lim_{\varepsilon \downarrow 0} \rho(\delta_{\mathbf{z}, \varepsilon}(\boldsymbol{\theta}_0(\varepsilon))) &= 0, \\ \lim_{\varepsilon \downarrow 0} \psi(\delta_{\mathbf{z}, \varepsilon}(\boldsymbol{\theta}_0(\varepsilon))) &= \psi(0), \\ \lim_{\varepsilon \downarrow 0} A(\delta_{\mathbf{z}, \varepsilon}(\boldsymbol{\theta}_0(\varepsilon))) &= \psi(0), \end{aligned} \tag{B.11}$$

and

$$\lim_{\varepsilon \downarrow 0} \boldsymbol{\Omega} = \lim_{\varepsilon \downarrow 0} \boldsymbol{\Omega}(\varepsilon) = \text{diag}(\mathbf{p}(\boldsymbol{\theta}_0(\varepsilon))) - \mathbf{p}(\boldsymbol{\theta}_0(\varepsilon)) \mathbf{p}(\boldsymbol{\theta}_0(\varepsilon))^\top.$$

Case 1: $\psi'(0)$ exists. We start by proving the assertion for the case that $\psi'(0)$ exists and is not equal to 0. Then, by (B.11),

$$\begin{aligned} \lim_{\varepsilon \downarrow 0} \psi'(\delta_{\mathbf{z},\varepsilon}(\boldsymbol{\theta}_0(\varepsilon))) &= \psi'(0) \\ \lim_{\varepsilon \downarrow 0} A'(\delta_{\mathbf{z},\varepsilon}(\boldsymbol{\theta}_0(\varepsilon))), &= \lim_{\varepsilon \downarrow 0} \left\{ (\delta_{\mathbf{z},\varepsilon}(\boldsymbol{\theta}_0(\varepsilon)) + 1) \psi'(\delta_{\mathbf{z},\varepsilon}(\boldsymbol{\theta}_0(\varepsilon))) \right\} = \psi'(0). \end{aligned}$$

Thus,

$$\begin{aligned} &\lim_{\varepsilon \downarrow 0} \mathbf{M}(\boldsymbol{\theta}_0(\varepsilon)), \\ &= \lim_{\varepsilon \downarrow 0} \left\{ \sum_{\mathbf{z} \in \mathcal{Z}} \left[\mathbf{s}_{\mathbf{z}}(\boldsymbol{\theta}_0(\varepsilon)) \mathbf{s}_{\mathbf{z}}(\boldsymbol{\theta}_0(\varepsilon))^\top f_\varepsilon(\mathbf{z}) A'(\delta_{\mathbf{z},\varepsilon}(\boldsymbol{\theta}_0(\varepsilon))) - (\nabla_{\boldsymbol{\theta}}^2 p_{\mathbf{z}}(\boldsymbol{\theta}_0(\varepsilon))) A(\delta_{\mathbf{z},\varepsilon}(\boldsymbol{\theta}_0(\varepsilon))) \right] \right\} \\ &= \psi'(0) \sum_{\mathbf{z} \in \mathcal{Z}} p_{\mathbf{z}}(\boldsymbol{\theta}_*) \mathbf{s}_{\mathbf{z}}(\boldsymbol{\theta}_*) \mathbf{s}_{\mathbf{z}}(\boldsymbol{\theta}_*)^\top - A(0) \underbrace{\sum_{\mathbf{z} \in \mathcal{Z}} \nabla_{\boldsymbol{\theta}}^2 p_{\mathbf{z}}(\boldsymbol{\theta}_*)}_{=0; \text{ eq. (B.10)}} \\ &= \psi'(0) \mathbf{J}(\boldsymbol{\theta}_*), \end{aligned}$$

where the last equation follows by definition of the Fisher information matrix. Furthermore,

$$\begin{aligned} \lim_{\varepsilon \downarrow 0} \mathbf{W}(\boldsymbol{\theta}_0(\varepsilon)) &= \lim_{\varepsilon \downarrow 0} \left\{ \left(\mathbf{s}_{\mathbf{z}_1}(\boldsymbol{\theta}_0(\varepsilon)) A'(\delta_{\mathbf{z}_1,\varepsilon}(\boldsymbol{\theta}_0(\varepsilon))), \dots, \mathbf{s}_{\mathbf{z}_m}(\boldsymbol{\theta}_0(\varepsilon)) A'(\delta_{\mathbf{z}_m,\varepsilon}(\boldsymbol{\theta}_0(\varepsilon))) \right) \right\}. \\ &= \psi'(0) \left(\mathbf{s}_{\mathbf{z}_1}(\boldsymbol{\theta}_*), \dots, \mathbf{s}_{\mathbf{z}_m}(\boldsymbol{\theta}_*) \right). \end{aligned}$$

Then, tedious but straightforward matrix algebra reveals that

$$\lim_{\varepsilon \downarrow 0} \mathbf{U}(\boldsymbol{\theta}_0(\varepsilon)) = \lim_{\varepsilon \downarrow 0} \left\{ \mathbf{W}(\boldsymbol{\theta}_0(\varepsilon)) \boldsymbol{\Omega}(\varepsilon) \mathbf{W}(\boldsymbol{\theta}_0(\varepsilon))^\top \right\} = \psi'(0)^2 \mathbf{J}(\boldsymbol{\theta}_*),$$

which proves the assertion under the assumption that $\psi'(0) \neq 0$ exists.

Case 2: $\psi'(0)$ does not exist. If $\psi'(0)$ does not exist, then $A'(0) = \psi'(0)$ also does not. In general, assuming that $A'(\delta_{\mathbf{z},\varepsilon}(\boldsymbol{\theta}))$ exists for some $\boldsymbol{\theta} \in \Theta$, we can write

$$\begin{aligned} &\mathbf{M}(\boldsymbol{\theta}) \\ &= \sum_{\mathbf{z} \in \mathcal{Z}} \left[\mathbf{s}_{\mathbf{z}}(\boldsymbol{\theta}) \mathbf{s}_{\mathbf{z}}(\boldsymbol{\theta})^\top f_\varepsilon(\mathbf{z}) \left(\mathbb{1}\{h(\mathbf{z}) \leq p_{\mathbf{z}}(\boldsymbol{\theta}_*)\} A'(\delta_{\mathbf{z},\varepsilon}(\boldsymbol{\theta})) + \mathbb{1}\{h(\mathbf{z}) > p_{\mathbf{z}}(\boldsymbol{\theta}_*)\} A'(\delta_{\mathbf{z},\varepsilon}(\boldsymbol{\theta})) \right) \right. \\ &\quad \left. - (\nabla_{\boldsymbol{\theta}}^2 p_{\mathbf{z}}(\boldsymbol{\theta})) A(\delta_{\mathbf{z},\varepsilon}(\boldsymbol{\theta})) \right]. \end{aligned}$$

Thus,

$$\begin{aligned}
& \lim_{\varepsilon \downarrow 0} \mathbf{M}(\boldsymbol{\theta}_0(\varepsilon)) \\
&= \sum_{z \in \mathcal{Z}} p_z(\boldsymbol{\theta}_*) \mathbf{s}_z(\boldsymbol{\theta}_*) \mathbf{s}_z(\boldsymbol{\theta}_*)^\top \lim_{\varepsilon \downarrow 0} \left(\mathbf{1}\{h(z) \leq p_z(\boldsymbol{\theta}_*)\} A'(\delta_{z,\varepsilon}(\boldsymbol{\theta}_0(\varepsilon))) \right. \\
&\quad \left. + \mathbf{1}\{h(z) > p_z(\boldsymbol{\theta}_*)\} A'(\delta_{z,\varepsilon}(\boldsymbol{\theta}_0(\varepsilon))) \right) - A(0) \underbrace{\sum_{z \in \mathcal{Z}} \nabla_{\boldsymbol{\theta}}^2 p_z(\boldsymbol{\theta}_*)}_{=0; \text{ eq. (B.10)}} \\
&= \sum_{z \in \mathcal{Z}} B(z) p_z(\boldsymbol{\theta}_*) \mathbf{s}_z(\boldsymbol{\theta}_*) \mathbf{s}_z(\boldsymbol{\theta}_*)^\top,
\end{aligned}$$

where we use the definition

$$B(z) = \mathbf{1}\{h(z) \leq p_z(\boldsymbol{\theta}_*)\} A'(0-) + \mathbf{1}\{h(z) > p_z(\boldsymbol{\theta}_*)\} A'(0+).$$

In similar fashion,

$$\lim_{\varepsilon \downarrow 0} \mathbf{W}(\boldsymbol{\theta}_0(\varepsilon)) = \left(\mathbf{s}_{z_1}(\boldsymbol{\theta}_*) B(z_1), \dots, \mathbf{s}_{z_m}(\boldsymbol{\theta}_*) B(z_m) \right).$$

Tedious but straightforward matrix algebra ultimately reveals that

$$\begin{aligned}
& \lim_{\varepsilon \downarrow 0} \mathbf{U}(\boldsymbol{\theta}_0(\varepsilon)) \\
&= \sum_{z \in \mathcal{Z}} B(z)^2 p_z(\boldsymbol{\theta}_*) \mathbf{s}_z(\boldsymbol{\theta}_*) \mathbf{s}_z(\boldsymbol{\theta}_*)^\top - \left(B(z) p_z(\boldsymbol{\theta}_*) \mathbf{s}_z(\boldsymbol{\theta}_*) \right) \left(B(z) p_z(\boldsymbol{\theta}_*) \mathbf{s}_z(\boldsymbol{\theta}_*) \right)^\top,
\end{aligned}$$

thereby completing the proof. ■

C Proofs of main theorems

C.1 Proof of Theorem 1 (consistency)

Define for an arbitrary PMF f on \mathcal{Z} the general loss function

$$L(\boldsymbol{\theta}, f) = \sum_{z \in \mathcal{Z}} \rho \left(\frac{f(z)}{p_z(\boldsymbol{\theta})} - 1 \right) p_z(\boldsymbol{\theta}), \quad \boldsymbol{\theta} \in \Theta,$$

so that $L_N(\boldsymbol{\theta}) = L(\boldsymbol{\theta}, \widehat{f}_N)$ and $L_\varepsilon(\boldsymbol{\theta}) = L(\boldsymbol{\theta}, f_\varepsilon)$.

For any $z \in \mathcal{Z}$, the pointwise convergence $\widehat{f}_N(z) \xrightarrow{\text{a.s.}} f_\varepsilon(z)$ holds true as $N \rightarrow \infty$ (see e.g., Chapter 19.2 in [Van der Vaart, 1998](#)). Since the loss function $L(\boldsymbol{\theta}, f)$ is continuous in f , we know by the continuous mapping theorem that, for any $\boldsymbol{\theta} \in \Theta$,

$$L_N(\boldsymbol{\theta}) = L(\boldsymbol{\theta}, \widehat{f}_N) \xrightarrow{\text{a.s.}} L(\boldsymbol{\theta}, f_\varepsilon) = L_\varepsilon(\boldsymbol{\theta}),$$

as $N \rightarrow \infty$.

Furthermore, we have that $\boldsymbol{\theta}_0$ is a unique global minimum of $L_\varepsilon(\boldsymbol{\theta})$ (Assumption 4), the population loss $\boldsymbol{\theta} \mapsto L_\varepsilon(\boldsymbol{\theta})$ is continuous (implied by Assumptions 1 and 2), and the parameter space Θ is compact (Assumption 1). Thus, we can apply Theorem 5.7 in Van der Vaart (1998) in combination with Exercise 27 in Chapter 5 in Van der Vaart (1998) to conclude that $\widehat{\boldsymbol{\theta}}_N \xrightarrow{\mathbb{P}} \boldsymbol{\theta}_0$. \blacksquare

C.2 Proof of Theorem 2 (limit distribution)

For further reference, for $\boldsymbol{\theta} \in \Theta$, denote by

$$\begin{aligned}\widetilde{\delta}_{\mathbf{z},\varepsilon}(\boldsymbol{\theta}) &= \delta_{\mathbf{z},\varepsilon}(\boldsymbol{\theta}) + 1 = \frac{f_\varepsilon(\mathbf{z})}{p_{\mathbf{z}}(\boldsymbol{\theta})} \quad \text{and} \\ \widetilde{\delta}_{\mathbf{z},N}(\boldsymbol{\theta}) &= \delta_{\mathbf{z},N}(\boldsymbol{\theta}) + 1 = \frac{\widehat{f}_N(\mathbf{z})}{p_{\mathbf{z}}(\boldsymbol{\theta})}\end{aligned}$$

Pearson residuals without deducting a 1, and let

$$\boldsymbol{\eta}(\boldsymbol{\theta}, \widehat{f}_N) = -\frac{\partial}{\partial \boldsymbol{\theta}} L(\boldsymbol{\theta}, \widehat{f}_N) = \sum_{\mathbf{z} \in \mathcal{Z}} \nabla_{\boldsymbol{\theta}} p_{\mathbf{z}}(\boldsymbol{\theta}) A(\delta_{\mathbf{z},N}(\boldsymbol{\theta}))$$

be the *negative* gradient of the objective loss. Let $\boldsymbol{\theta}_N(\mathbf{t}) = \boldsymbol{\theta}_0 + N^{-1/2} \mathbf{V} \mathbf{t}$ for some arbitrary and fixed $\mathbf{t} \in \mathbb{R}^d$ and positive definite $\mathbf{V} \in \mathbb{R}^{d \times d}$.

By Lemma B.1, it holds true that

$$\mathbb{P} \left[\widehat{\boldsymbol{\theta}}_N \leq \boldsymbol{\theta}_N(\mathbf{t}) \right] = \mathbb{P} \left[\boldsymbol{\eta}(\boldsymbol{\theta}_N(\mathbf{t}), \widehat{f}_N) \leq \mathbf{0} \right], \quad (\text{C.12})$$

for N large enough. Note that $\mathbb{P} \left[\widehat{\boldsymbol{\theta}}_N \leq \boldsymbol{\theta}_N(\mathbf{t}) \right] = \mathbb{P} \left[\sqrt{N} \mathbf{V}^{-1} (\widehat{\boldsymbol{\theta}}_N - \boldsymbol{\theta}_0) \leq \mathbf{t} \right]$. To prove the assertion, it therefore suffices to show that, for a certain choice of \mathbf{V} ,

$$\left| \mathbb{P} \left[\sqrt{N} \boldsymbol{\eta}(\boldsymbol{\theta}_N(\mathbf{t}), \widehat{f}_N) \leq \mathbf{0} \right] - \Phi_d(\mathbf{t}) \right| = o(1), \quad \text{as } N \rightarrow \infty,$$

for all $\mathbf{t} \in \mathbb{R}^d$, except possibly $\mathbf{t} = \mathbf{0}$.

We start by decomposing $\sqrt{N} \boldsymbol{\eta}(\boldsymbol{\theta}_N(\mathbf{t}), \widehat{f}_N)$. For $Y_N(\mathbf{z}) = \sqrt{N} (\widehat{f}_N(\mathbf{z}) - f_\varepsilon(\mathbf{z}))$, one can write

$$\begin{aligned}\sqrt{N} \boldsymbol{\eta}(\boldsymbol{\theta}_N(\mathbf{t}), \widehat{f}_N) &= -\sqrt{N} \sum_{\mathbf{z} \in \mathcal{Z}} \nabla_{\boldsymbol{\theta}} p_{\mathbf{z}}(\boldsymbol{\theta}_N(\mathbf{t})) \rho(\delta_{\mathbf{z},N}(\boldsymbol{\theta}_N(\mathbf{t}))) \\ &\quad + \sum_{\mathbf{z} \in \mathcal{Z}} \mathbf{s}_{\mathbf{z}}(\boldsymbol{\theta}_N(\mathbf{t})) \psi(\delta_{\mathbf{z},N}(\boldsymbol{\theta}_N(\mathbf{t}))) Y_n(\mathbf{z}) \\ &\quad + \sqrt{N} \sum_{\mathbf{z} \in \mathcal{Z}} \mathbf{s}_{\mathbf{z}}(\boldsymbol{\theta}_N(\mathbf{t})) \psi(\delta_{\mathbf{z},N}(\boldsymbol{\theta}_N(\mathbf{t}))) f_\varepsilon(\mathbf{z}).\end{aligned} \quad (\text{C.13})$$

We now wish to perform a Taylor expansion of $\psi(\delta_{\mathbf{z},N}(\boldsymbol{\theta}_N(\mathbf{t})))$ about the point $\delta_{\mathbf{z},\varepsilon}(\boldsymbol{\theta}_N(\mathbf{t}))$, for which we need to verify differentiability of $\psi(\cdot)$ at this point. It turns out that potential non-differentiability at $\delta_{\mathbf{z},\varepsilon}(\boldsymbol{\theta}_0)$ plays a crucial role for this purpose.

First, assume that $\psi'(\delta_{\mathbf{z},\varepsilon}(\boldsymbol{\theta}_0))$ exists. In this case, there exists a neighborhood of $\delta_{\mathbf{z},\varepsilon}(\boldsymbol{\theta}_0)$ that excludes all points at which ψ is not differentiable since there are only finitely many such points. For N sufficiently large, $\delta_{\mathbf{z},\varepsilon}(\boldsymbol{\theta}_N(\mathbf{t}))$ lies in this neighborhood with probability tending to 1 so that $\psi'(\delta_{\mathbf{z},\varepsilon}(\boldsymbol{\theta}_N(\mathbf{t})))$ exists and we can perform the desired expansion.

Now assume that $\psi'(\delta_{\mathbf{z},\varepsilon}(\boldsymbol{\theta}_0))$ does *not* exist. If $\mathbf{t} = \mathbf{0}$, then $\boldsymbol{\theta}_N(\mathbf{t}) = \boldsymbol{\theta}_0$, so we cannot expand $\psi(\delta_{\mathbf{z},N}(\boldsymbol{\theta}_N(\mathbf{t})))$ about $\delta_{\mathbf{z},\varepsilon}(\boldsymbol{\theta}_N(\mathbf{t}))$ for any N . We therefore need to assume that $\mathbf{t} \neq \mathbf{0}$. Indeed, if $\mathbf{t} \neq \mathbf{0}$, then $\delta_{\mathbf{z},\varepsilon}(\boldsymbol{\theta}_N(\mathbf{t})) \neq \delta_{\mathbf{z},\varepsilon}(\boldsymbol{\theta}_0)$, so it follows that $\psi'(\delta_{\mathbf{z},\varepsilon}(\boldsymbol{\theta}_N(\mathbf{t})))$ exists and the desired expansion can be conducted.

Thus, regardless of the existence of $\psi'(\delta_{\mathbf{z},\varepsilon}(\boldsymbol{\theta}_0))$, as long as $\mathbf{t} \neq \mathbf{0}$, we can perform the expansion

$$\begin{aligned} \psi(\delta_{\mathbf{z},N}(\boldsymbol{\theta}_N(\mathbf{t}))) &= \psi(\delta_{\mathbf{z},\varepsilon}(\boldsymbol{\theta}_N(\mathbf{t}))) + \psi'(\delta_{\mathbf{z},\varepsilon}(\boldsymbol{\theta}_N(\mathbf{t}))) \left(\delta_{\mathbf{z},N}(\boldsymbol{\theta}_N(\mathbf{t})) - \delta_{\mathbf{z},\varepsilon}(\boldsymbol{\theta}_N(\mathbf{t})) \right) \\ &\quad + o\left(\left| \delta_{\mathbf{z},N}(\boldsymbol{\theta}_N(\mathbf{t})) - \delta_{\mathbf{z},\varepsilon}(\boldsymbol{\theta}_N(\mathbf{t})) \right| \right) \\ &= \psi(\delta_{\mathbf{z},\varepsilon}(\boldsymbol{\theta}_N(\mathbf{t}))) + \psi'(\delta_{\mathbf{z},\varepsilon}(\boldsymbol{\theta}_N(\mathbf{t}))) \frac{\widehat{f}_N(\mathbf{z}) - f_\varepsilon(\mathbf{z})}{p_{\mathbf{z}}(\boldsymbol{\theta}_N(\mathbf{t}))} + o_{\mathbb{P}}(1), \end{aligned} \tag{C.14}$$

where the second equation follows from the fact that $\widehat{f}_N(\mathbf{z}) - f_\varepsilon(\mathbf{z}) = o_{\mathbb{P}}(1)$ and the definition of the Pearson residual. In similar fashion, we can expand $\rho(\delta_{\mathbf{z},N}(\boldsymbol{\theta}_N(\mathbf{t})))$ about the same point, namely $\delta_{\mathbf{z},\varepsilon}(\boldsymbol{\theta}_N(\mathbf{t}))$, to obtain

$$\rho(\delta_{\mathbf{z},N}(\boldsymbol{\theta}_N(\mathbf{t}))) = \rho(\delta_{\mathbf{z},\varepsilon}(\boldsymbol{\theta}_N(\mathbf{t}))) + \psi(\delta_{\mathbf{z},\varepsilon}(\boldsymbol{\theta}_N(\mathbf{t}))) \frac{\widehat{f}_N(\mathbf{z}) - f_\varepsilon(\mathbf{z})}{p_{\mathbf{z}}(\boldsymbol{\theta}_N(\mathbf{t}))} + o_{\mathbb{P}}(1), \tag{C.15}$$

where $\psi(\delta_{\mathbf{z},\varepsilon}(\boldsymbol{\theta}_N(\mathbf{t})))$ always exists by Assumption A.2.2, even when $\mathbf{t} = \mathbf{0}$.

We are now ready to continue rewriting expression (C.13). Under the assumption that $\mathbf{t} \neq \mathbf{0}$, combining (C.14) and (C.15) with (C.13) yields

$$\begin{aligned}
& \sqrt{N}\boldsymbol{\eta}(\boldsymbol{\theta}_N(\mathbf{t}), \widehat{f}_N) \\
&= -\sqrt{N} \sum_{z \in \mathcal{Z}} \underbrace{\left[\nabla_{\boldsymbol{\theta}} p_z(\boldsymbol{\theta}_N(\mathbf{t})) \rho(\delta_{z,\varepsilon}(\boldsymbol{\theta}_N(\mathbf{t}))) - \mathbf{s}_z(\boldsymbol{\theta}_N(\mathbf{t})) f_\varepsilon(z) \psi(\delta_{z,\varepsilon}(\boldsymbol{\theta}_N(\mathbf{t}))) \right]}_{=\sqrt{N}\boldsymbol{\eta}(\boldsymbol{\theta}_N(\mathbf{t}), f_\varepsilon)} \\
&\quad - \sqrt{N} \sum_{z \in \mathcal{Z}} \nabla_{\boldsymbol{\theta}} p_z(\boldsymbol{\theta}_N(\mathbf{t})) \psi(\delta_{z,\varepsilon}(\boldsymbol{\theta}_N(\mathbf{t}))) \frac{\widehat{f}_N(z) - f_\varepsilon(z)}{p_z(\boldsymbol{\theta}_N(\mathbf{t}))} \\
&\quad + \sum_{z \in \mathcal{Z}} \mathbf{s}_z(\boldsymbol{\theta}_N(\mathbf{t})) Y_N(z) \left[\psi(\delta_{z,\varepsilon}(\boldsymbol{\theta}_N(\mathbf{t}))) + \psi'(\delta_{z,\varepsilon}(\boldsymbol{\theta}_N(\mathbf{t}))) \frac{\widehat{f}_N(z) - f_\varepsilon(z)}{p_z(\boldsymbol{\theta}_N(\mathbf{t}))} \right] \\
&\quad + \sqrt{N} \sum_{z \in \mathcal{Z}} \mathbf{s}_z(\boldsymbol{\theta}_N(\mathbf{t})) f_\varepsilon(z) \psi'(\delta_{z,\varepsilon}(\boldsymbol{\theta}_N(\mathbf{t}))) \frac{\widehat{f}_N(z) - f_\varepsilon(z)}{p_z(\boldsymbol{\theta}_N(\mathbf{t}))} + o_{\mathbb{P}}(1) \\
&= \sqrt{N}\boldsymbol{\eta}(\boldsymbol{\theta}_N(\mathbf{t}), f_\varepsilon) \\
&\quad - \sqrt{N} \sum_{z \in \mathcal{Z}} \mathbf{s}_z(\boldsymbol{\theta}_N(\mathbf{t})) \psi(\delta_{z,\varepsilon}(\boldsymbol{\theta}_N(\mathbf{t}))) (\widehat{f}_N(z) - f_\varepsilon(z)) \\
&\quad + \sqrt{N} \sum_{z \in \mathcal{Z}} \mathbf{s}_z(\boldsymbol{\theta}_N(\mathbf{t})) \psi(\delta_{z,\varepsilon}(\boldsymbol{\theta}_N(\mathbf{t}))) (\widehat{f}_N(z) - f_\varepsilon(z)) \\
&\quad + \underbrace{\sum_{z \in \mathcal{Z}} \mathbf{s}_z(\boldsymbol{\theta}_N(\mathbf{t})) Y_N(z) \psi'(\delta_{z,\varepsilon}(\boldsymbol{\theta}_N(\mathbf{t}))) \frac{\widehat{f}_N(z) - f_\varepsilon(z)}{p_z(\boldsymbol{\theta}_N(\mathbf{t}))}}_{=o_{\mathbb{P}}(1); \text{ Lemma B.3}} \\
&\quad + \sqrt{N} \sum_{z \in \mathcal{Z}} \mathbf{s}_z(\boldsymbol{\theta}_N(\mathbf{t})) f_\varepsilon(z) \psi'(\delta_{z,\varepsilon}(\boldsymbol{\theta}_N(\mathbf{t}))) \frac{\widehat{f}_N(z) - f_\varepsilon(z)}{p_z(\boldsymbol{\theta}_N(\mathbf{t}))} + o_{\mathbb{P}}(1) \\
&= \sqrt{N}\boldsymbol{\eta}(\boldsymbol{\theta}_N(\mathbf{t}), f_\varepsilon) + \sqrt{N}\boldsymbol{\xi}(\boldsymbol{\theta}_N(\mathbf{t}), Y_N) + o_{\mathbb{P}}(1),
\end{aligned} \tag{C.16}$$

where in the last line we have used the definition

$$\begin{aligned}
\boldsymbol{\xi}(\boldsymbol{\theta}, Y_N) &= N^{-1/2} \sum_{z \in \mathcal{Z}} \mathbf{s}_z(\boldsymbol{\theta}) Y_N(z) A'(\delta_{z,\varepsilon}(\boldsymbol{\theta})) \\
&= \mathbf{W}(\boldsymbol{\theta}) N^{-1} \sum_{i=1}^N (\mathbf{I}_i - f_\varepsilon),
\end{aligned}$$

for $\boldsymbol{\theta} \in \Theta$.

Under the maintained assumption that $\mathbf{t} \neq \mathbf{0}$, it follows that

$$\begin{aligned}
& \left| \mathbb{P} \left[\sqrt{N} \boldsymbol{\eta} \left(\boldsymbol{\theta}_N(\mathbf{t}), \widehat{f}_N \right) \leq \mathbf{0} \right] - \Phi_d(\mathbf{t}) \right| \\
&= \left| 1 - \mathbb{P} \left[\sqrt{N} \boldsymbol{\eta} \left(\boldsymbol{\theta}_N(\mathbf{t}), \widehat{f}_N \right) \geq \mathbf{0} \right] - \Phi_d(\mathbf{t}) \right| \\
&= \left| 1 - \mathbb{P} \left[\sqrt{N} \boldsymbol{\xi} \left(\boldsymbol{\theta}_N(\mathbf{t}), Y_N \right) \geq -\sqrt{N} \boldsymbol{\eta} \left(\boldsymbol{\theta}_N(\mathbf{t}), f_\varepsilon \right) \right] - \Phi_d(\mathbf{t}) \right| + o_{\mathbb{P}}(1) \\
&= \left| 1 - \mathbb{P} \left[\sqrt{N} \mathbf{U} \left(\boldsymbol{\theta}_0^{(\kappa(\mathbf{v}\mathbf{t}))\pm} \right)^{-1/2} \boldsymbol{\xi} \left(\boldsymbol{\theta}_N(\mathbf{t}), Y_N \right) \geq -\sqrt{N} \mathbf{U} \left(\boldsymbol{\theta}_0^{(\kappa(\mathbf{v}\mathbf{t}))\pm} \right)^{-1/2} \boldsymbol{\eta} \left(\boldsymbol{\theta}_N(\mathbf{t}), f_\varepsilon \right) \right] \right. \\
&\quad \left. - \Phi_d(\mathbf{t}) \right| + o_{\mathbb{P}}(1) \\
&= \overbrace{\left| \Phi_d \left(-\sqrt{N} \mathbf{U} \left(\boldsymbol{\theta}_0^{(\kappa(\mathbf{v}\mathbf{t}))\pm} \right)^{-1/2} \boldsymbol{\eta} \left(\boldsymbol{\theta}_N(\mathbf{t}), f_\varepsilon \right) \right) + \Phi_d \left(\sqrt{N} \mathbf{U} \left(\boldsymbol{\theta}_0^{(\kappa(\mathbf{v}\mathbf{t}))\pm} \right)^{-1/2} \boldsymbol{\eta} \left(\boldsymbol{\theta}_N(\mathbf{t}), f_\varepsilon \right) \right) \right.}^{=1, \text{ by symmetry of standard normal density}} \\
&\quad \left. - \mathbb{P} \left[\sqrt{N} \mathbf{U} \left(\boldsymbol{\theta}_0^{(\kappa(\mathbf{v}\mathbf{t}))\pm} \right)^{-1/2} \boldsymbol{\xi} \left(\boldsymbol{\theta}_N(\mathbf{t}), Y_N \right) \geq -\sqrt{N} \mathbf{U} \left(\boldsymbol{\theta}_0^{(\kappa(\mathbf{v}\mathbf{t}))\pm} \right)^{-1/2} \boldsymbol{\eta} \left(\boldsymbol{\theta}_N(\mathbf{t}), f_\varepsilon \right) \right] - \Phi_d(\mathbf{t}) \right| + o_{\mathbb{P}}(1) \\
&\leq \left| \mathbb{P} \left[\sqrt{N} \mathbf{U} \left(\boldsymbol{\theta}_0^{(\kappa(\mathbf{v}\mathbf{t}))\pm} \right)^{-1/2} \boldsymbol{\xi} \left(\boldsymbol{\theta}_N(\mathbf{t}), Y_N \right) \leq -\sqrt{N} \mathbf{U} \left(\boldsymbol{\theta}_0^{(\kappa(\mathbf{v}\mathbf{t}))\pm} \right)^{-1/2} \boldsymbol{\eta} \left(\boldsymbol{\theta}_N(\mathbf{t}), f_\varepsilon \right) \right] \right. \\
&\quad \left. - \Phi_d \left(-\sqrt{N} \mathbf{U} \left(\boldsymbol{\theta}_0^{(\kappa(\mathbf{v}\mathbf{t}))\pm} \right)^{-1/2} \boldsymbol{\eta} \left(\boldsymbol{\theta}_N(\mathbf{t}), f_\varepsilon \right) \right) \right| \\
&\quad + \left| \Phi_d \left(-\sqrt{N} \mathbf{U} \left(\boldsymbol{\theta}_0^{(\kappa(\mathbf{v}\mathbf{t}))\pm} \right)^{-1/2} \boldsymbol{\eta} \left(\boldsymbol{\theta}_N(\mathbf{t}), f_\varepsilon \right) \right) - \Phi_d(\mathbf{t}) \right| + o_{\mathbb{P}}(1) \\
&\leq \sup_{\mathbf{x} \in \mathbb{R}^d} \left| \mathbb{P} \left[\sqrt{N} \mathbf{U} \left(\boldsymbol{\theta}_0^{(\kappa(\mathbf{v}\mathbf{t}))\pm} \right)^{-1/2} \boldsymbol{\xi} \left(\boldsymbol{\theta}_N(\mathbf{t}), Y_N \right) \leq \mathbf{x} \right] - \Phi_d(\mathbf{x}) \right| \\
&\quad + \left| \Phi_d \left(-\sqrt{N} \mathbf{U} \left(\boldsymbol{\theta}_0^{(\kappa(\mathbf{v}\mathbf{t}))\pm} \right)^{-1/2} \boldsymbol{\eta} \left(\boldsymbol{\theta}_N(\mathbf{t}), f_\varepsilon \right) \right) - \Phi_d(\mathbf{t}) \right| + o_{\mathbb{P}}(1),
\end{aligned}$$

where in the second (in)equality we have used equation (C.16) and in the third (in)equality we have premultiplied by $\mathbf{U} \left(\boldsymbol{\theta}_0^{(\kappa(\mathbf{v}\mathbf{t}))\pm} \right)^{-1/2}$, which is understood in the sense of eq. (9) and

exists by Assumption 5 and $\mathbf{t} \neq \mathbf{0}$. A direct application of Lemma B.2 now yields the bound

$$\begin{aligned} & \left| \mathbb{P} \left[\sqrt{N} \boldsymbol{\eta} \left(\boldsymbol{\theta}_N(\mathbf{t}), \widehat{f}_N \right) \leq \mathbf{0} \right] - \Phi_d(\mathbf{t}) \right| \\ & \leq \left| \Phi_d \left(-\sqrt{N} \mathbf{U} \left(\boldsymbol{\theta}_0^{\kappa(\mathbf{v}\mathbf{t})\pm} \right)^{-1/2} \boldsymbol{\eta} \left(\boldsymbol{\theta}_N(\mathbf{t}), f_\varepsilon \right) \right) - \Phi_d(\mathbf{t}) \right| + o_{\mathbb{P}}(1) + o(1). \end{aligned} \quad (\text{C.17})$$

It remains to be shown that the first term on the right hand side in (C.17) vanishes as $N \rightarrow \infty$. Write

$$\begin{aligned} & -\sqrt{N} \boldsymbol{\eta} \left(\boldsymbol{\theta}_N(\mathbf{t}), f_\varepsilon \right) \\ & = -\sqrt{N} \left(\boldsymbol{\eta} \left(\boldsymbol{\theta}_N(\mathbf{t}), f_\varepsilon \right) - \underbrace{\boldsymbol{\eta} \left(\boldsymbol{\theta}_0, f_\varepsilon \right)}_{=\mathbf{0}} \right) \\ & = \sqrt{N} \sum_{z \in \mathcal{Z}} \left(\nabla_{\boldsymbol{\theta}} p_z \left(\boldsymbol{\theta}_N(\mathbf{t}) \right) \rho \left(\delta_{z,\varepsilon} \left(\boldsymbol{\theta}_N(\mathbf{t}) \right) \right) - \nabla_{\boldsymbol{\theta}} p_z \left(\boldsymbol{\theta}_0 \right) \rho \left(\delta_{z,\varepsilon} \left(\boldsymbol{\theta}_0 \right) \right) \right) \\ & \quad - \sqrt{N} \sum_{z \in \mathcal{Z}} f_\varepsilon(z) \left(\mathbf{s}_z \left(\boldsymbol{\theta}_N(\mathbf{t}) \right) \psi \left(\delta_{z,\varepsilon} \left(\boldsymbol{\theta}_N(\mathbf{t}) \right) \right) - \mathbf{s}_z \left(\boldsymbol{\theta}_0 \right) \psi \left(\delta_{z,\varepsilon} \left(\boldsymbol{\theta}_0 \right) \right) \right) \\ & = \sqrt{N} \sum_{z \in \mathcal{Z}} \left(\nabla_{\boldsymbol{\theta}} p_z \left(\boldsymbol{\theta}_N(\mathbf{t}) \right) \rho \left(\delta_{z,\varepsilon} \left(\boldsymbol{\theta}_N(\mathbf{t}) \right) \right) - \nabla_{\boldsymbol{\theta}} p_z \left(\boldsymbol{\theta}_0 \right) \rho \left(\delta_{z,\varepsilon} \left(\boldsymbol{\theta}_0 \right) \right) \right) \\ & \quad - \sqrt{N} \sum_{z \in \mathcal{Z}} f_\varepsilon(z) \left(\mathbf{s}_z \left(\boldsymbol{\theta}_N(\mathbf{t}) \right) \psi \left(\delta_{z,\varepsilon} \left(\boldsymbol{\theta}_N(\mathbf{t}) \right) \right) - \mathbf{s}_z \left(\boldsymbol{\theta}_0 \right) \psi \left(\delta_{z,\varepsilon} \left(\boldsymbol{\theta}_0 \right) \right) \right) \\ & \quad + \underbrace{\sqrt{N} \sum_{z \in \mathcal{Z}} f_\varepsilon(z) \mathbf{s}_z \left(\boldsymbol{\theta}_N(\mathbf{t}) \right) \left(\psi \left(\delta_{z,\varepsilon} \left(\boldsymbol{\theta}_0 \right) \right) - \psi \left(\delta_{z,\varepsilon} \left(\boldsymbol{\theta}_0 \right) \right) \right)}_{=\mathbf{0}; \text{ intelligent zero}} \\ & = \sqrt{N} \sum_{z \in \mathcal{Z}} \left(\nabla_{\boldsymbol{\theta}} p_z \left(\boldsymbol{\theta}_N(\mathbf{t}) \right) \rho \left(\delta_{z,\varepsilon} \left(\boldsymbol{\theta}_N(\mathbf{t}) \right) \right) - \nabla_{\boldsymbol{\theta}} p_z \left(\boldsymbol{\theta}_0 \right) \rho \left(\delta_{z,\varepsilon} \left(\boldsymbol{\theta}_0 \right) \right) \right) \\ & \quad - \sqrt{N} \sum_{z \in \mathcal{Z}} f_\varepsilon(z) \mathbf{s}_z \left(\boldsymbol{\theta}_N(\mathbf{t}) \right) \left(\psi \left(\delta_{z,\varepsilon} \left(\boldsymbol{\theta}_N(\mathbf{t}) \right) \right) - \psi \left(\delta_{z,\varepsilon} \left(\boldsymbol{\theta}_0 \right) \right) \right) \\ & \quad - \sqrt{N} \sum_{z \in \mathcal{Z}} f_\varepsilon(z) \psi \left(\delta_{z,\varepsilon} \left(\boldsymbol{\theta}_0 \right) \right) \left(\mathbf{s}_z \left(\boldsymbol{\theta}_N(\mathbf{t}) \right) - \mathbf{s}_z \left(\boldsymbol{\theta}_0 \right) \right), \end{aligned} \quad (\text{C.18})$$

where the first equation follows by Assumption 4, the second equation by simply writing out the expression, and the third equation by adding an intelligent zero.

We can approximate the third term in equation (C.18) as

$$\sqrt{N} \sum_{z \in \mathcal{Z}} f_\varepsilon(z) \psi \left(\delta_{z,\varepsilon} \left(\boldsymbol{\theta}_0 \right) \right) \left(\mathbf{s}_z \left(\boldsymbol{\theta}_N(\mathbf{t}) \right) - \mathbf{s}_z \left(\boldsymbol{\theta}_0 \right) \right) = \sum_{z \in \mathcal{Z}} f_\varepsilon(z) \psi \left(\delta_{z,\varepsilon} \left(\boldsymbol{\theta}_0 \right) \right) \mathbf{Q}_z \left(\boldsymbol{\theta}_0 \right) \mathbf{V} \mathbf{t} + o(1),$$

which follows from the Taylor approximation

$$\begin{aligned}
\mathbf{s}_z(\boldsymbol{\theta}_N(\mathbf{t})) &= \mathbf{s}_z(\boldsymbol{\theta}_0 + N^{-1/2}\mathbf{V}\mathbf{t}) \\
&= \mathbf{s}_z(\boldsymbol{\theta}_0) + N^{-1/2} \left(\frac{\partial}{\partial \boldsymbol{\theta}} \mathbf{s}_z(\boldsymbol{\theta}) \Big|_{\boldsymbol{\theta}=\boldsymbol{\theta}_0} \right) \mathbf{V}\mathbf{t} + o(1) \\
&= \mathbf{s}_z(\boldsymbol{\theta}_0) + N^{-1/2} \mathbf{Q}_z(\boldsymbol{\theta}_0) \mathbf{V}\mathbf{t} + o(1),
\end{aligned}$$

where

$$\mathbf{Q}_z(\boldsymbol{\theta}_0) = \frac{1}{p_z(\boldsymbol{\theta}_0)} \nabla_{\boldsymbol{\theta}}^2 p_z(\boldsymbol{\theta}_0) - \mathbf{s}_z(\boldsymbol{\theta}_0) \mathbf{s}_z(\boldsymbol{\theta}_0)^\top \quad (\text{C.19})$$

is the $(d \times d)$ Hessian matrix of $\log(p_z(\boldsymbol{\theta}_0))$.

The first two terms in equation (C.18) possess approximations derived in Lemma B.4. These approximations ultimately result in

$$\begin{aligned}
& -\sqrt{N} \boldsymbol{\eta}(\boldsymbol{\theta}_N(\mathbf{t}), f_\varepsilon) \\
&= \sum_{z \in \mathcal{Z}} \left[\rho(\delta_{z,\varepsilon}(\boldsymbol{\theta}_0)) \nabla_{\boldsymbol{\theta}}^2 p_z(\boldsymbol{\theta}_0) - f_\varepsilon(z) \psi(\delta_{z,\varepsilon}(\boldsymbol{\theta}_0)) \left(\mathbf{s}_z(\boldsymbol{\theta}_0) \mathbf{s}_z(\boldsymbol{\theta}_0)^\top + \mathbf{Q}_z(\boldsymbol{\theta}_0) \right) \right. \\
&\quad \left. + f_\varepsilon(z) \mathbf{s}_z(\boldsymbol{\theta}_0) \mathbf{s}_z(\boldsymbol{\theta}_0)^\top \psi' \left(\delta_{z,\varepsilon} \left(\boldsymbol{\theta}_0^{(\kappa(\mathbf{V}\mathbf{t})^\pm)} \right) \right) \tilde{\delta}_{z,\varepsilon}(\boldsymbol{\theta}_0) \right] \mathbf{V}\mathbf{t} + o(1) \\
&= \sum_{z \in \mathcal{Z}} \left[f_\varepsilon(z) \mathbf{s}_z(\boldsymbol{\theta}_0) \mathbf{s}_z(\boldsymbol{\theta}_0)^\top \psi' \left(\delta_{z,\varepsilon} \left(\boldsymbol{\theta}_0^{(\kappa(\mathbf{V}\mathbf{t})^\pm)} \right) \right) \tilde{\delta}_{z,\varepsilon}(\boldsymbol{\theta}_0) - \nabla_{\boldsymbol{\theta}}^2 p_z(\boldsymbol{\theta}_0) A(\delta_{z,\varepsilon}(\boldsymbol{\theta}_0)) \right] \mathbf{V}\mathbf{t} + o(1) \\
&= \mathbf{M} \left(\boldsymbol{\theta}_0, \boldsymbol{\theta}_0^{(\kappa(\mathbf{V}\mathbf{t})^\pm)} \right) \mathbf{V}\mathbf{t} + o(1),
\end{aligned}$$

where the second equation follows by definition of the RAF $A(\cdot)$ and the identity $\frac{1}{p_z(\boldsymbol{\theta}_0)} \nabla_{\boldsymbol{\theta}}^2 p_z(\boldsymbol{\theta}_0) = \mathbf{s}_z(\boldsymbol{\theta}_0) \mathbf{s}_z(\boldsymbol{\theta}_0)^\top + \mathbf{Q}_z(\boldsymbol{\theta}_0)$, which follows from equation (C.19). Premultiplying the previous expression by $\mathbf{U} \left(\boldsymbol{\theta}_0^{(\kappa(\mathbf{V}\mathbf{t})^\pm)} \right)^{-1/2}$ yields

$$-\sqrt{N} \mathbf{U} \left(\boldsymbol{\theta}_0^{(\kappa(\mathbf{V}\mathbf{t})^\pm)} \right)^{-1/2} \boldsymbol{\eta}(\boldsymbol{\theta}_N(\mathbf{t}), f_\varepsilon) = \mathbf{U} \left(\boldsymbol{\theta}_0^{(\kappa(\mathbf{V}\mathbf{t})^\pm)} \right)^{-1/2} \mathbf{M} \left(\boldsymbol{\theta}_0, \boldsymbol{\theta}_0^{(\kappa(\mathbf{V}\mathbf{t})^\pm)} \right) \mathbf{V}\mathbf{t} + o(1).$$

So far, the choice of matrix $\mathbf{V} \in \mathbb{R}^{d \times d}$ has been arbitrary, save for positive definiteness. We wish to choose \mathbf{V} in such a way that makes the right hand side in the previous display equal to $\mathbf{t} + o(1)$, because such a choice would imply that our target expression in (C.17) converges (in probability) to zero. This desired matrix \mathbf{V}_t is implicitly defined as the solution to

$$\mathbf{U} \left(\boldsymbol{\theta}_0^{(\kappa(\mathbf{V}_t \mathbf{t})^\pm)} \right)^{-1/2} \mathbf{M} \left(\boldsymbol{\theta}_0, \boldsymbol{\theta}_0^{(\kappa(\mathbf{V}_t \mathbf{t})^\pm)} \right) \mathbf{V}_t \mathbf{t} = \mathbf{t}. \quad (\text{C.20})$$

and may depend on \mathbf{t} , which is reflected in the notation \mathbf{V}_t . An algorithm to find this matrix \mathbf{V}_t is described in Appendix A. It turns out that \mathbf{V}_t is unique and positive definite

(Proposition 1). For this \mathbf{V}_t , it holds true that

$$-\sqrt{N}\mathbf{U}\left(\boldsymbol{\theta}_0^{(\kappa(\mathbf{V}_t t)^\pm)}\right)^{-1/2}\boldsymbol{\eta}\left(\boldsymbol{\theta}_N(t), f_\varepsilon\right)=\mathbf{t}+o(1)$$

and it follows by (C.17) that

$$\left|\mathbb{P}\left[\sqrt{N}\boldsymbol{\eta}\left(\boldsymbol{\theta}_N(t), \widehat{f}_N\right)\leq\mathbf{0}\right]-\Phi_d(\mathbf{t})\right|=o_{\mathbb{P}}(1)+o(1)+o(1).$$

Using the equivalence in (C.12), we conclude that

$$\mathbb{P}\left[\sqrt{N}\mathbf{V}_t^{-1}\left(\widehat{\boldsymbol{\theta}}_N-\boldsymbol{\theta}_0\right)\leq\mathbf{t}\right]\longrightarrow\Phi_d(\mathbf{t})\quad\text{as }N\rightarrow\infty.$$

So far, we have assumed that $\mathbf{t}\neq\mathbf{0}$. Recall that if we wish to also cover the case $\mathbf{t}=\mathbf{0}$, we need to additionally assume that $\psi'(\delta_{\mathbf{z},\varepsilon}(\boldsymbol{\theta}_0))$ exists for all $\mathbf{z}\in\mathcal{Z}$ so that the Taylor expansion in (C.14) can be performed even when $\mathbf{t}=\mathbf{0}$. Under this additional assumption, we have that

$$\begin{aligned}\sqrt{N}\boldsymbol{\eta}\left(\boldsymbol{\theta}_N(\mathbf{0}), \widehat{f}_N\right)&=\sqrt{N}\boldsymbol{\eta}\left(\boldsymbol{\theta}_0, \widehat{f}_N\right) \\ &=\underbrace{\sqrt{N}\boldsymbol{\eta}\left(\boldsymbol{\theta}_0, f_\varepsilon\right)}_{=\mathbf{0}, \text{ Assumption 4}}+\sqrt{N}\boldsymbol{\xi}\left(\boldsymbol{\theta}_0, Y_N\right)+o_{\mathbb{P}}(1) \\ &=\sqrt{N}\boldsymbol{\xi}\left(\boldsymbol{\theta}_0, Y_N\right)+o_{\mathbb{P}}(1),\end{aligned}$$

where the second equation follows from (C.16). Thus,

$$\begin{aligned}&\left|\mathbb{P}\left[\sqrt{N}\boldsymbol{\eta}\left(\boldsymbol{\theta}_N(\mathbf{0}), \widehat{f}_N\right)\leq\mathbf{0}\right]-\Phi_d(\mathbf{0})\right| \\ &=\left|\mathbb{P}\left[\sqrt{N}\boldsymbol{\xi}\left(\boldsymbol{\theta}_0, Y_N\right)\leq\mathbf{0}\right]-\Phi_d(\mathbf{0})\right|+o_{\mathbb{P}}(1) \\ &=\left|\mathbb{P}\left[\sqrt{N}\mathbf{U}\left(\boldsymbol{\theta}_0\right)^{-1/2}\boldsymbol{\xi}\left(\boldsymbol{\theta}_0, Y_N\right)\leq\mathbf{0}\right]-\Phi_d(\mathbf{0})\right|+o_{\mathbb{P}}(1) \\ (\text{Def. of } \boldsymbol{\xi}(\cdot)) &=\left|\mathbb{P}\left[N^{-1/2}\mathbf{U}\left(\boldsymbol{\theta}_0\right)^{-1/2}\mathbf{W}\left(\boldsymbol{\theta}_0\right)\sum_{i=1}^N\left(\mathbf{I}_i-\mathbf{f}_\varepsilon\right)\leq\mathbf{0}\right]-\Phi_d(\mathbf{0})\right|+o_{\mathbb{P}}(1) \\ (\text{Lemma B.2}) &\xrightarrow{N\rightarrow\infty}\left|\Phi_d(\mathbf{0})-\Phi_d(\mathbf{0})\right|+o_{\mathbb{P}}(1) \\ &=o_{\mathbb{P}}(1),\end{aligned}$$

where in the second equation $\mathbf{U}\left(\boldsymbol{\theta}_0\right)^{-1/2}$ was premultiplied, which exists by the additional assumption that the $\psi'(\delta_{\mathbf{z},\varepsilon}(\boldsymbol{\theta}_0))$ exist. Due to this assumed existence, the choice

$$\mathbf{V}=\mathbf{V}_0=\mathbf{M}\left(\boldsymbol{\theta}_0\right)^{-1}\mathbf{U}\left(\boldsymbol{\theta}_0\right)^{1/2}$$

solves equation (C.20) for all $\mathbf{t} \in \mathbb{R}^d$, including $\mathbf{t} = \mathbf{0}$. Using the equivalence in (C.12), we conclude that

$$\mathbb{P} \left[\sqrt{N} \mathbf{V}^{-1} \left(\widehat{\boldsymbol{\theta}}_N - \boldsymbol{\theta}_0 \right) \leq \mathbf{0} \right] \longrightarrow \Phi_d(\mathbf{0}) \quad \text{as } N \rightarrow \infty,$$

which completes the proof. ■

C.3 Proof of Theorem 3 (influence function)

Estimand $\boldsymbol{\theta}_0$ implicitly depends on contamination fraction ε (eq. (7)). Hence, one can express $\boldsymbol{\theta}_0$ as a function of ε , that is, $\boldsymbol{\theta}_0 = \boldsymbol{\theta}_0(\varepsilon)$, whose derivative is a d -dimensional gradient $\partial \boldsymbol{\theta}_0(\varepsilon) / \partial \varepsilon$. It then follows by the chain rule that

$$\begin{aligned} \frac{\partial}{\partial \varepsilon} p_{\mathbf{z}}(\boldsymbol{\theta}_0) &= (\nabla_{\boldsymbol{\theta}} p_{\mathbf{z}}(\boldsymbol{\theta}_0))^\top \frac{\partial \boldsymbol{\theta}_0(\varepsilon)}{\partial \varepsilon} \\ \frac{\partial}{\partial \varepsilon} \mathbf{s}_{\mathbf{z}}(\boldsymbol{\theta}_0) &= \left(\frac{\partial}{\partial \boldsymbol{\theta}} \mathbf{s}_{\mathbf{z}}(\boldsymbol{\theta}_0) \right) \frac{\partial \boldsymbol{\theta}_0(\varepsilon)}{\partial \varepsilon} = \mathbf{Q}_{\mathbf{z}}(\boldsymbol{\theta}_0) \frac{\partial \boldsymbol{\theta}_0(\varepsilon)}{\partial \varepsilon}, \\ \frac{\partial}{\partial \varepsilon} \nabla_{\boldsymbol{\theta}} p_{\mathbf{z}}(\boldsymbol{\theta}_0) &= (\nabla_{\boldsymbol{\theta}}^2 p_{\mathbf{z}}(\boldsymbol{\theta}_0)) \frac{\partial \boldsymbol{\theta}_0(\varepsilon)}{\partial \varepsilon}, \\ \frac{\partial}{\partial \varepsilon} f_\varepsilon(\mathbf{z}) &= h(\mathbf{z}) - p_{\mathbf{z}}(\boldsymbol{\theta}_*). \end{aligned} \tag{C.21}$$

Therefore, by the quotient rule,

$$\begin{aligned} \frac{\partial}{\partial \varepsilon} (\delta_{\mathbf{z}, \varepsilon}(\boldsymbol{\theta}_0)) &= \frac{\left(\frac{\partial}{\partial \varepsilon} f_\varepsilon(\mathbf{z}) \right) p_{\mathbf{z}}(\boldsymbol{\theta}_0) - f_\varepsilon(\mathbf{z}) \left(\frac{\partial}{\partial \varepsilon} p_{\mathbf{z}}(\boldsymbol{\theta}_0) \right)}{p_{\mathbf{z}}(\boldsymbol{\theta}_0)^2} \\ &= \frac{(h(\mathbf{z}) - p_{\mathbf{z}}(\boldsymbol{\theta}_*)) p_{\mathbf{z}}(\boldsymbol{\theta}_0) - f_\varepsilon(\mathbf{z}) (\nabla_{\boldsymbol{\theta}} p_{\mathbf{z}}(\boldsymbol{\theta}_0))^\top \left(\frac{\partial \boldsymbol{\theta}_0(\varepsilon)}{\partial \varepsilon} \right)}{p_{\mathbf{z}}(\boldsymbol{\theta}_0)^2}. \end{aligned} \tag{C.22}$$

Estimand $\boldsymbol{\theta}_0$ in (7) can equivalently be defined as a root of the gradient of population risk $L(\boldsymbol{\theta}, f_\varepsilon)$, that is,

$$\mathbf{0} = \frac{\partial}{\partial \boldsymbol{\theta}} L(\boldsymbol{\theta}_0, f_\varepsilon) = \sum_{\mathbf{z} \in \mathcal{Z}} \left[\nabla_{\boldsymbol{\theta}} p_{\mathbf{z}}(\boldsymbol{\theta}_0) \rho(\delta_{\mathbf{z}, \varepsilon}(\boldsymbol{\theta}_0)) - \mathbf{s}_{\mathbf{z}}(\boldsymbol{\theta}_0) f_\varepsilon(\mathbf{z}) \psi(\delta_{\mathbf{z}, \varepsilon}(\boldsymbol{\theta}_0)) \right].$$

Assume for the moment that $\psi'(\boldsymbol{\theta}_0)$ exists. To assess the first-order effect of contamination fraction ε on estimand $\boldsymbol{\theta}_0 = \boldsymbol{\theta}_0(\varepsilon)$, differentiating with respect to ε the estimating equation

in the previous display yields

$$\begin{aligned}
\mathbf{0} &= \sum_{z \in \mathcal{Z}} \frac{\partial}{\partial \varepsilon} \left[\nabla_{\boldsymbol{\theta}} p_z(\boldsymbol{\theta}_0) \rho(\delta_{z,\varepsilon}(\boldsymbol{\theta}_0)) - \mathbf{s}_z(\boldsymbol{\theta}_0) f_\varepsilon(z) \psi(\delta_{z,\varepsilon}(\boldsymbol{\theta}_0)) \right] \\
&= \sum_{z \in \mathcal{Z}} \left[\nabla_{\boldsymbol{\theta}}^2 p_z(\boldsymbol{\theta}_0) \rho(\delta_{z,\varepsilon}(\boldsymbol{\theta}_0)) - f_\varepsilon(z) \psi(\delta_{z,\varepsilon}(\boldsymbol{\theta}_0)) \mathbf{Q}_z(\boldsymbol{\theta}_0) \right] \frac{\partial \boldsymbol{\theta}_0(\varepsilon)}{\partial \varepsilon} \\
&\quad - \sum_{z \in \mathcal{Z}} (h(z) - p_z(\boldsymbol{\theta}_*)) \psi(\delta_{z,\varepsilon}(\boldsymbol{\theta}_0)) \mathbf{s}_z(\boldsymbol{\theta}_0) \\
&\quad + \sum_{z \in \mathcal{Z}} \left(\frac{h(z) - p_z(\boldsymbol{\theta}_*)}{p_z(\boldsymbol{\theta}_0)} - \frac{f_\varepsilon(z) (\nabla_{\boldsymbol{\theta}} p_z(\boldsymbol{\theta}_0))^\top \frac{\partial \boldsymbol{\theta}_0(\varepsilon)}{\partial \varepsilon}}{p_z(\boldsymbol{\theta}_0)^2} \right) \left(\nabla_{\boldsymbol{\theta}} p_z(\boldsymbol{\theta}_0) \psi(\delta_{z,\varepsilon}(\boldsymbol{\theta}_0)) \right. \\
&\quad \left. - f_\varepsilon(z) \psi'(\delta_{z,\varepsilon}(\boldsymbol{\theta}_0)) \mathbf{s}_z(\boldsymbol{\theta}_0) \right) \\
&= - \sum_{z \in \mathcal{Z}} (h(z) - p_z(\boldsymbol{\theta}_*)) \tilde{\delta}_{z,\varepsilon}(\boldsymbol{\theta}_0) \psi'(\delta_{z,\varepsilon}(\boldsymbol{\theta}_0)) \mathbf{s}_z(\boldsymbol{\theta}_0) \\
&\quad + \sum_{z \in \mathcal{Z}} \left[\nabla_{\boldsymbol{\theta}}^2 p_z(\boldsymbol{\theta}_0) \rho(\delta_{z,\varepsilon}(\boldsymbol{\theta}_0)) - f_\varepsilon(z) \psi(\delta_{z,\varepsilon}(\boldsymbol{\theta}_0)) \mathbf{Q}_z(\boldsymbol{\theta}_0) \right] \left(\frac{\partial \boldsymbol{\theta}_0(\varepsilon)}{\partial \varepsilon} \right) \\
&\quad - \sum_{z \in \mathcal{Z}} f_\varepsilon(z) \left(\psi(\delta_{z,\varepsilon}(\boldsymbol{\theta}_0)) - \tilde{\delta}_{z,\varepsilon}(\boldsymbol{\theta}_0) \psi'(\delta_{z,\varepsilon}(\boldsymbol{\theta}_0)) \right) \mathbf{s}_z(\boldsymbol{\theta}_0) \mathbf{s}_z(\boldsymbol{\theta}_0)^\top \left(\frac{\partial \boldsymbol{\theta}_0(\varepsilon)}{\partial \varepsilon} \right) \\
&= - \sum_{z \in \mathcal{Z}} (h(z) - p_z(\boldsymbol{\theta}_*)) A'(\delta_{z,\varepsilon}(\boldsymbol{\theta}_0)) \mathbf{s}_z(\boldsymbol{\theta}_0) + \mathbf{M}(\boldsymbol{\theta}_0) \frac{\partial \boldsymbol{\theta}_0(\varepsilon)}{\partial \varepsilon},
\end{aligned}$$

where the second equation follows from the product rule and equations (C.21)–(C.22), the third by simple rewriting, and the fourth by equation (C.19) as well as the definitions of $A'(\cdot)$ and $\mathbf{M}(\cdot)$.

Then, after rearranging to isolate $\partial \boldsymbol{\theta}_0(\varepsilon)/\partial \varepsilon$, one obtains

$$\frac{\partial \boldsymbol{\theta}_0(\varepsilon)}{\partial \varepsilon} = \mathbf{M}(\boldsymbol{\theta}_0(\varepsilon))^{-1} \sum_{z \in \mathcal{Z}} (h(z) - p_z(\boldsymbol{\theta}_*)) A'(\delta_{z,\varepsilon}(\boldsymbol{\theta}_0(\varepsilon))) \mathbf{s}_z(\boldsymbol{\theta}_0(\varepsilon)),$$

where we write $\boldsymbol{\theta}_0 = \boldsymbol{\theta}_0(\varepsilon)$ to make explicit the estimand's dependence on the contamination fraction, and where $\mathbf{M}(\boldsymbol{\theta}_0)^{-1}$ exists by Assumption 5.

To construct an influence function, we evaluate $\partial \boldsymbol{\theta}_0(\varepsilon)/\partial \varepsilon$ as $\varepsilon \downarrow 0$, for which we distinguish between a case where $\psi'(0)$ exists, and one where it does not.

Case 1: $\psi'(\mathbf{0}) \neq \mathbf{0}$ exists. By Lemma B.5,

$$\begin{aligned}
\lim_{\varepsilon \downarrow 0} \frac{\partial \boldsymbol{\theta}_0(\varepsilon)}{\partial \varepsilon} &= \lim_{\varepsilon \downarrow 0} \left\{ \mathbf{M}(\boldsymbol{\theta}_0(\varepsilon))^{-1} \sum_{\mathbf{z} \in \mathcal{Z}} (h(\mathbf{z}) - p_{\mathbf{z}}(\boldsymbol{\theta}_*)) A'(\delta_{\mathbf{z}, \varepsilon}(\boldsymbol{\theta}_0(\varepsilon))) \mathbf{s}_{\mathbf{z}}(\boldsymbol{\theta}_0(\varepsilon)) \right\} \\
&= \left(\psi'(\mathbf{0}) \mathbf{J}(\boldsymbol{\theta}_*) \right)^{-1} \sum_{\mathbf{z} \in \mathcal{Z}} (h(\mathbf{z}) - p_{\mathbf{z}}(\boldsymbol{\theta}_*)) \psi'(\mathbf{0}) \mathbf{s}_{\mathbf{z}}(\boldsymbol{\theta}_*) \\
(\text{eq. (B.10)}) \quad &= \mathbf{J}(\boldsymbol{\theta}_*)^{-1} \sum_{\mathbf{z} \in \mathcal{Z}} h(\mathbf{z}) \mathbf{s}_{\mathbf{z}}(\boldsymbol{\theta}_*) \\
&= \sum_{\mathbf{z} \in \mathcal{Z}} \text{IF} \left(\mathbf{z}, \hat{\boldsymbol{\theta}}_N^{\text{MLE}}, \mathbf{p}(\boldsymbol{\theta}_*) \right) h(\mathbf{z}).
\end{aligned}$$

Choose now as contamination PMF $h(\cdot)$ the point mass density at a point $\mathbf{y} \in \mathcal{Z}$, that is, $\mathbf{z} \mapsto h(\mathbf{z}) = h_{\mathbf{y}}(\mathbf{z}) = \mathbb{1}\{\mathbf{z} = \mathbf{y}\}$. The assertion follows for the case that $\psi'(\mathbf{0})$ exists.

Case 2: $\psi'(\mathbf{0}) \neq \mathbf{0}$ does not exist. By Lemma B.5,

$$\begin{aligned}
\lim_{\varepsilon \downarrow 0} \frac{\partial \boldsymbol{\theta}_0(\varepsilon)}{\partial \varepsilon} &= \lim_{\varepsilon \downarrow 0} \left\{ \mathbf{M}(\boldsymbol{\theta}_0(\varepsilon))^{-1} \sum_{\mathbf{z} \in \mathcal{Z}} (h(\mathbf{z}) - p_{\mathbf{z}}(\boldsymbol{\theta}_*)) A'(\delta_{\mathbf{z}, \varepsilon}(\boldsymbol{\theta}_0(\varepsilon))) \mathbf{s}_{\mathbf{z}}(\boldsymbol{\theta}_0(\varepsilon)) \right\} \\
&= \left(\sum_{\mathbf{z} \in \mathcal{Z}} B(\mathbf{z}) p_{\mathbf{z}}(\boldsymbol{\theta}_*) \mathbf{s}_{\mathbf{z}}(\boldsymbol{\theta}_*) \mathbf{s}_{\mathbf{z}}(\boldsymbol{\theta}_*)^\top \right)^{-1} \sum_{\mathbf{z} \in \mathcal{Z}} (h(\mathbf{z}) - p_{\mathbf{z}}(\boldsymbol{\theta}_*)) B(\mathbf{z}) \mathbf{s}_{\mathbf{z}}(\boldsymbol{\theta}_*).
\end{aligned} \tag{C.23}$$

For the choice $\mathbf{z} \mapsto h(\mathbf{z}) = h_{\mathbf{y}}(\mathbf{z}) = \mathbb{1}\{\mathbf{z} = \mathbf{y}\}$ for some fixed $\mathbf{y} \in \mathcal{Z}$, we can write

$$\begin{aligned}
B(\mathbf{z}) &= \mathbb{1}\{h(\mathbf{z}) \leq p_{\mathbf{z}}(\boldsymbol{\theta}_*)\} \psi'(0-) + \mathbb{1}\{h(\mathbf{z}) > p_{\mathbf{z}}(\boldsymbol{\theta}_*)\} \psi'(0+) \\
&= \mathbb{1}\{\mathbf{z} \neq \mathbf{y}\} \psi'(0-) + \mathbb{1}\{\mathbf{z} = \mathbf{y}\} \psi'(0+).
\end{aligned}$$

Thus, maintaining this choice of $h(\cdot)$, the denominator in (C.23) equals

$$A'(0-) \mathbf{J}(\boldsymbol{\theta}_*) + \mathbf{s}_{\mathbf{y}}(\boldsymbol{\theta}_*) \mathbf{s}_{\mathbf{y}}(\boldsymbol{\theta}_*)^\top \left(A'(0+) - A'(0-) p_{\mathbf{y}}(\boldsymbol{\theta}_*) \right)$$

and its numerator equals

$$A'(0+) \mathbf{s}_{\mathbf{y}}(\boldsymbol{\theta}_*) + p_{\mathbf{y}}(\boldsymbol{\theta}_*) \left(A'(0-) - A'(0+) \right).$$

The assertion follows for the case that $\psi'(\mathbf{0})$ does not exist. This completes the proof. \blacksquare

C.4 Proof of Proposition 1

By construction of the algorithm in Section A, the returned matrix $\mathbf{V}_{\mathbf{t}}$ satisfying (12) is an inverse matrix of $\mathbf{U} \left(\boldsymbol{\theta}_0^{(w)\pm} \right)^{-1/2} \mathbf{M} \left(\boldsymbol{\theta}_0, \boldsymbol{\theta}_0^{(w)\pm} \right)$, where $\mathbf{w} = \boldsymbol{\kappa}(\mathbf{V}_{\mathbf{t}} \mathbf{t})$ (see eq. (A.3)). Matrix inverses are unique, provided that they exist. Because we require in Assumption 5 that the relevant inverses exist, the returned matrix $\mathbf{V}_{\mathbf{t}}$ exists and is unique. \blacksquare

C.5 Proof of Corollary 2

By Theorem 2, it holds true that

$$\sqrt{N} \left(\widehat{\boldsymbol{\theta}}_N - \boldsymbol{\theta}_0 \right) \xrightarrow{d} N_d \left(\mathbf{0}, \boldsymbol{\Sigma}(\boldsymbol{\theta}_0) \right).$$

Applying the Delta method (e.g., Theorem 3.1 in Van der Vaart, 1998) on this result yields

$$\sqrt{N} \left(p_{\mathbf{z}} \left(\widehat{\boldsymbol{\theta}}_N \right) - p_{\mathbf{z}} \left(\boldsymbol{\theta}_0 \right) \right) \xrightarrow{d} N \left(0, \nabla_{\boldsymbol{\theta}} p_{\mathbf{z}} \left(\boldsymbol{\theta} \right)^\top \boldsymbol{\Sigma} \left(\boldsymbol{\theta} \right) \nabla_{\boldsymbol{\theta}} p_{\mathbf{z}} \left(\boldsymbol{\theta} \right) \right).$$

It follows that

$$\tilde{T}_N(\mathbf{z}) := \frac{p_{\mathbf{z}} \left(\widehat{\boldsymbol{\theta}}_N \right) - p_{\mathbf{z}} \left(\boldsymbol{\theta}_0 \right)}{\sqrt{\sigma_{\mathbf{z}}^2 \left(\boldsymbol{\theta}_0 \right) / N}} \xrightarrow{d} N(0, 1), \quad (\text{C.24})$$

where $\sigma_{\mathbf{z}}^2 \left(\boldsymbol{\theta} \right) = \nabla_{\boldsymbol{\theta}} p_{\mathbf{z}} \left(\boldsymbol{\theta} \right)^\top \boldsymbol{\Sigma} \left(\boldsymbol{\theta} \right) \nabla_{\boldsymbol{\theta}} p_{\mathbf{z}} \left(\boldsymbol{\theta} \right)$. Suppose that for the population Pearson residual $\delta_{\mathbf{z}, \varepsilon} \left(\boldsymbol{\theta}_0 \right) = \frac{f_{\varepsilon}(\mathbf{z})}{p_{\mathbf{z}}(\boldsymbol{\theta}_0)} - 1$ one wishes to test a null hypothesis of the form

$$H_0 : \delta_{\mathbf{z}, \varepsilon} \left(\boldsymbol{\theta}_0 \right) = \delta,$$

which can equivalently be cast as

$$H_0 : p_{\mathbf{z}} \left(\boldsymbol{\theta}_0 \right) = f_{\varepsilon}(\mathbf{z}) / (1 + \delta),$$

for an arbitrary but fixed $\delta \in (-1, \infty)$. Conditional on this null hypothesis, it follows by (C.24) that

$$\tilde{T}_N(\mathbf{z}) \Big|_{H_0} = \frac{p_{\mathbf{z}} \left(\widehat{\boldsymbol{\theta}}_N \right) - f_{\varepsilon}(\mathbf{z}) / (1 + \delta)}{\sqrt{\sigma_{\mathbf{z}}^2 \left(\boldsymbol{\theta}_0 \right) / N}} \xrightarrow{d} N(0, 1).$$

Choosing $\delta = 0$ yields the result. ■

D Additional simulation results

D.1 Remark

In the results of the simulation study (Figure 2), the generalized E -estimator (GE) for $c = 0$ seems to exhibit a small bias, which is surprising because it is Fisher consistent, just like the other estimators (Section 4.1). Further inspection reveals that this is a finite sample issue: In finite samples, the nonparametric estimator $\widehat{f}_N(\mathbf{z})$ may only roughly approximate the population PMF $f_{\varepsilon}(\mathbf{z})$ for some classes \mathbf{z} . Hence, the sample Pearson residual $\delta_{\mathbf{z}, N}(\boldsymbol{\theta})$ may slightly exceed the value 0 despite the model being correctly specified. However, since the threshold point is set to $c = 0$, classes associated with this Pearson residual will be downweighted in

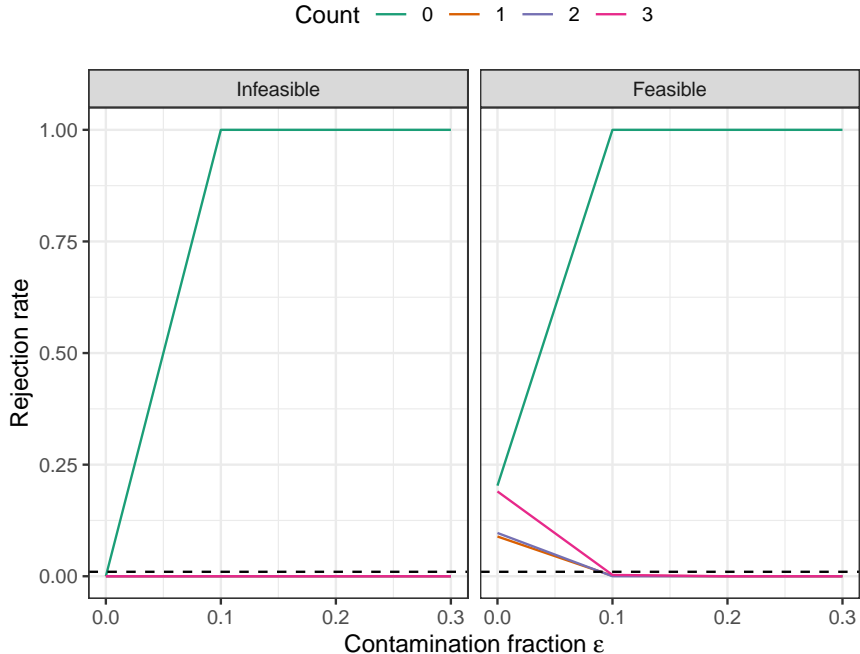


Figure D.1: Rejection rate with one-sided alternative hypothesis, $H_1 : \delta_{\mathbf{z},\varepsilon}(\boldsymbol{\theta}_0) > 0$, for the infeasible test statistic $T_N(\mathbf{z})$ in (14) and feasible test statistic $\hat{T}_N(\mathbf{z})$ in (15) for the generalized E -estimator with tuning constants $c_1 = -\infty$ and $c = c_2 = 0.6$, for counts $\mathbf{z} = 0, 1, 2, 3$. The significance level is $\alpha = 0.01$ (dashed horizontal line).

the estimation although they should—in population—not be downweighted, thereby potentially causing a finite-sample bias. This issue has been noted before in Ruckstuhl & Welsh (2001, p. 1131), who suggest to compare the results of choice $c = 0$ to a choice of c that is only slightly larger than 0. We agree with this suggestion and recommend that if one wishes to use a GE with $c = 1$, they should additionally use a second GE with $c > 0$. If the results are not drastically different—which is unlikely even in heavily contaminated samples (cf. Figure 2)—the results of the second estimator should be reported. In our experience, the choice $c = 0.6$ for the second estimator maintains high robustness and is usually sufficient to overcome this finite sample issue in uncontaminated data.

D.2 Diagnostic test

Figure D.1 visualizes the rejection rates at significance level $\alpha = 0.01$ of the one-sided hypothesis test $H_0 : \delta_{\mathbf{z},\varepsilon}(\boldsymbol{\theta}_0) = 0$ vs. $H_1 : \delta_{\mathbf{z},\varepsilon}(\boldsymbol{\theta}_0) > 0$, for the infeasible test statistic $T_N(\mathbf{z})$ in (14) and feasible test statistic $\hat{T}_N(\mathbf{z})$ in (15) for the generalized E -estimator with tuning constants $c_1 = -\infty$ and $c = c_2 = 0.6$. We chose this estimator for the visualization because it is the most robust specification with an existing asymptotic covariance matrix at the Poisson model (Figure D.1). The one-sided alternative is used because this estimator only

downweights large Pearson residuals. We calculate the test statistic for the counts $\mathbf{z} = 0, 1, 2, 3$ because the feasible statistic $\widehat{T}_N(\mathbf{z})$ relies on $\widehat{f}_N(\mathbf{z})$ being a good approximation of $f_\varepsilon(\mathbf{z})$, for which a sufficiently high empirical frequency is required. We employ Bonferroni's correction to adjust for multiple comparisons.

The infeasible test statistic achieves Type I error control and excellent power for correctly identifying the outlying class of zeros across contamination levels. The feasible test statistic also succeeds at correctly identifying the outlying class while achieving Type I error control in the zero-contamination designs. However, at the uncontaminated Poisson model, there is notable overrejection. This is likely due to the usage of estimate $\widehat{f}_N(\mathbf{z})$ to compute the feasible test statistic, so one would need to account for the additional estimation certainty to ensure sufficiently wide confidence intervals. We will deal with this issue in subsequent work. Yet, we argue that the issue of overrejections at the uncontaminated model can be easily circumvented by additionally calculating the MLE $\widehat{\boldsymbol{\theta}}_N^{\text{MLE}}$. If $\widehat{\boldsymbol{\theta}}_N^{\text{MLE}}$ and robust estimate $\widehat{\boldsymbol{\theta}}_N$ do not substantially differ,ⁱ there is evidence that the model is correctly specified, thereby negating the the need for outlier detection since there may not be any in the first place.

ⁱThe most robust specification for the generalized E -estimator with $c = 0$ should not be used for this comparison because of its non-Gaussianity at the uncontaminated model and the finite sample issue described in the previous subsection. Instead, strictly positive choices of c may be considered.