

Rayleigh Taylor Instability in Multiple Finite-Thickness Fluid Layers

Prashant Sharma*

Department of Physics, Boston University 590 Commonwealth Avenue, Boston, MA 02215

(Dated: February 18, 2025)

We develop a general transfer-matrix formalism for determining the growth rate of the Rayleigh-Taylor instability in a fluid system with spatially varying density and viscosity. We use this formalism to analytically and numerically treat the case of a stratified heterogeneous fluid. We introduce the inviscid-flow approximation in our transfer-matrix formalism to find analytic solutions in the limit of uniform kinematic viscosity for a stratified heterogeneous fluid. We discuss the applicability of these results and a related approximation that also yields analytical solutions in the large viscosity limit.

The Rayleigh-Taylor instability is a hydrodynamic instability of the interface of a dense fluid supported by a lower-density fluid in gravity [1] or the presence of upward acceleration [2]. The instability occurs in many natural processes that arise in gas-particle mixtures [3], radiation pressure acceleration of plasma [4–7], astrophysical structures like supernova remnants [8–11], geophysical processes [12–15], and capsule implosions in inertial confinement fusion [16–19].

The classical theory for two fluids with a sharp interface [20] is focused primarily on semi-infinite fluids. More recent works [21–23] have introduced the inviscid-flow approximation in the classical linear perturbation theory that yields analytic and physically insightful [23] solutions for the two-fluid case with finite layer thickness.

In this paper, we generalize the classical theory for two fluids to a fluid system with spatially varying density and viscosity. We treat this system as a stratified heterogeneous fluid, each layer having a constant density. This mapping allows us to study the temporal growth of the interfacial perturbations in a transfer-matrix formalism that incorporates the boundary conditions of the fluid system. While this formalism is exact, it only yields a computational strategy. We use the inviscid-flow approximation in the transfer-matrix formalism and show that in the case of uniform viscosity, or zero-viscosity of the fluid system with M -interfaces, the problem of finding the growth rate reduces to finding the eigenvalues of an $M \times M$ matrix that only depends on the unperturbed fluid properties. The simplified formulation applies to problems with spatially varying density. Such systems comprise most of the natural processes in which the Rayleigh-Taylor instability occurs. Thus, for example, in ablative Rayleigh-Taylor instability in inertial confinement fusion process [24], there is no discontinuous density jump, and the classical theory does not apply. Using this formalism, we recover the growth rate dispersion for a fluid system with smoothly varying density: $\gamma = \sqrt{A_T k g / (1 + A_T k L_m)}$, where A_T is the Atwood ratio (of density difference to the density sum), and L_m is the density gradient length scale [24–29].

A related approximation often used in geophysical studies neglects the acceleration term in the fluid equation of motion [14, 15] and is also discussed here and compared with the exact numerical results. We show that this no-acceleration approximation is good when the physical length scale (λ) of the problem is much smaller $\lambda \ll (\nu^2/g)^{1/3}$ than the viscosity length-scale, as in many geophysical settings. On the other hand, the inviscid-flow approximation is good in the exact opposite viscosity limit. Therefore, the computational simplicity of the inviscid-flow approximation-based transfer-matrix formalism developed here is of potential use in physics.

Formalism. The equations that govern the instability dynamics of a viscous fluid in the incompressible limit [20] are the linearized Navier-Stokes equation

$$\rho \frac{\partial \vec{v}}{\partial t} = \nabla \cdot \sigma + \vec{f}, \quad (1)$$

the incompressible fluid constraint

$$\nabla \cdot \vec{v} = 0, \quad (2)$$

and the constitutive relations

$$\sigma_{ij} = -p\delta_{ij} + \mu(\partial_i v_j + \partial_j v_i). \quad (3)$$

The symbols $\sigma_{ij}, p, \vec{v}, \vec{f}$ denote the deviation from the equilibrium state of the viscous stress tensor, fluid pressure, fluid velocity, and the external force density acting on the fluid. The density ρ is the unperturbed static density of the fluid in equilibrium. We denote the perturbed density by $\delta\rho$, which satisfies the continuity equation.

$$\frac{\partial}{\partial t} \delta\rho = -\vec{v} \cdot \nabla \rho. \quad (4)$$

We choose the z -coordinate direction (\hat{z}) along the local gravitational field. With this choice the gravitational force density

$$\vec{f} = \delta\rho g \hat{z}.$$

When density varies in the \hat{z} direction, we may represent the variation by considering multiple layers, each with a constant density. We introduce the interface index $n = 1, \dots, N$, so that the n -th layer is positioned between

* sharmap@bu.edu; Department of Physics, Suffolk University, 8 Ashburton Pl., Boston, MA 02108

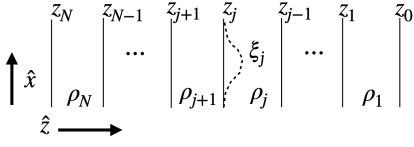


FIG. 1. Schematic of the multiple fluid layer system

the interfaces (z_{n+1}, z_n) , with $z_n > z_{n+1}$ (Fig. 1). Denoting the density of the layer $z_{j+1} \leq z \leq z_j$ by ρ_{j+1} we can write the unperturbed density

$$\rho(z) = \hat{z} \sum_{j=0}^{N-1} \rho_{j+1} \Theta(z - z_{j+1}) \Theta(z_j - z), \quad (5)$$

where Θ denotes the Heaviside step function: $\Theta(x \geq 0) = 1$ and $\Theta(x < 0) = 0$. Eq. (5) and (4), together with the relation between the perturbed velocity in the \hat{z} -direction and the interface displacement $\xi(z, x, t)$,

$$\partial_t \xi(z, x, t) \equiv v_z(z, x, t), \quad (6)$$

determine the perturbed density

$$\delta\rho(z, x, t) = \xi(z, x, t) \sum_{j=1}^{N-1} \Delta\rho_j \delta(z - z_j), \quad (7)$$

where $\Delta\rho_j \equiv (\rho_{j+1} - \rho_j)$ and $\delta(z)$ is the Dirac delta function. Our formalism also applies to a stratified heterogeneous fluid system, in which case the normal stresses acting on the two sides of an interface must differ by the *surface tension* $T^{(s)}/R_C$. In the linearized theory, the inverse interface radius of curvature $1/R_C \approx \partial_x^2 \xi$, and the surface tension coefficient of the j -th interface is denoted as $T_j^{(s)}$. The force density $\vec{f} \equiv \hat{z} f_z$ in the presence of surface tension is:

$$f_z = \sum_j \delta(z - z_j) (g\Delta\rho_j + T_j^{(s)} \partial_x^2) \xi \quad (8)$$

To linear order in perturbation theory, the velocity and interface fluctuation can be analyzed in terms of their normal modes, whose dependence on the planar coordinate and time is of the form

$$h(z, x, t) \equiv \sum_k h_k(z) e^{(ikx + \gamma t)}. \quad (9)$$

Here, k denotes the interface-directed wave vector, h_k denotes the k -th mode of the perturbations $\vec{v}, p, \sigma_{ij}, \xi$, and γ is the growth rate of the k -th mode. Although we have chosen a 2D geometry for simplicity, our results apply to 3D Cartesian geometry by generalizing the 1D vector k to a 2D vector.

We introduce reference scales for viscosity (μ_0), density (ρ_0), and length (d_0), using which we can define the time scale $\gamma_0^{-1} \equiv d_0^2/\nu_0$, where $\nu_0 \equiv \mu_0/\rho_0$ is a kinematic viscosity scale. Using these in the Eq. (1-3) we obtain the

following relations between the normal mode amplitudes of the perturbed quantities:

$$\frac{d}{dz} \Psi = \mathbf{K} \cdot \Psi - \Omega, \quad \text{where} \quad (10)$$

$$\Psi \equiv \begin{pmatrix} \tilde{v}_z \\ \tilde{v}_x \\ \frac{\tilde{\sigma}_{zz}}{2\mu_0 k} \\ \frac{\tilde{\sigma}_{xz}}{2\mu_0 k} \end{pmatrix}, \quad \Omega \equiv \begin{pmatrix} 0 \\ 0 \\ \tilde{f}_z/2\mu_0 k \\ 0 \end{pmatrix}$$

$$\mathbf{K} \equiv \begin{pmatrix} 0 & k & 0 & 0 \\ -k & 0 & 0 & k \frac{2\mu_0}{\mu} \\ +\frac{\rho\gamma/\gamma_0}{2\rho_0(kd_0)^2} k & 0 & 0 & k \\ 0 & k \left(\frac{2\mu}{\mu_0} + \frac{\rho\gamma/\gamma_0}{2\rho_0(kd_0)^2} \right) & -k & 0 \end{pmatrix}.$$

Here, $\tilde{v}_x \equiv v_{x,k} + v_{x,k}^*$, $\tilde{v}_z \equiv i(v_{z,k}^* - v_{z,k})$, $\tilde{\sigma}_{xz} \equiv \sigma_{xz,k} + \sigma_{xz,k}^*$, $\tilde{\sigma}_{zz} \equiv i(\sigma_{zz,k}^* - \sigma_{zz,k})$, and $\tilde{f}_z \equiv i(f_{z,k}^* - f_{z,k})$, are the real-valued components of the normal mode amplitudes. The vector Ψ spans both the velocity and stress sub-spaces and the vector Ω is non-zero in the stress sub-space only. Note that the matrix \mathbf{K} is z -dependent through the viscosity μ and the density ρ . Eq. (10) has a formal solution

$$\Psi = P[e^{\int_{z_N}^z dz' \mathbf{K}(z')}] \Psi_N - \int_{z_N}^z dz' P[e^{\int_{z'}^z dz'' \mathbf{K}(z'')}] \Omega(z'),$$

where $P[e^{\int_{z_N}^z dz' \mathbf{K}(z')}]$ denotes path ordering of the power series expansion of the exponential, with matrices in each term ordered so that those evaluated at higher values of z' stand to the left [30].

Transfer-Matrix approach for a Stratified heterogeneous fluid. For the case of a stratified fluid with density given by Eqn. (5), we can rewrite the above equation:

$$\Psi_j = P\left[\prod_{\ell=j+1}^N e^{\mathbf{K}_\ell d_\ell}\right] \Psi_N - \sum_{m=j+1}^{N-1} P\left[\prod_{\ell=j+1}^{m>j} e^{\mathbf{K}_\ell d_\ell}\right] \Omega_m, \quad (11)$$

where $\Omega_m \equiv \left(0, 0, \tilde{\zeta}_m \frac{g\Delta\rho_m - k^2 T_m^{(s)}}{2\mu_0 k}, 0\right)^T$, the layer depth $d_\ell \equiv z_{\ell-1} - z_\ell$, $\mathbf{K}_\ell \equiv \frac{1}{d_\ell} \int_{z_\ell}^{z_{\ell-1}} dz \mathbf{K}(z)$, and $P\left[\prod_{\ell=m}^{n \geq m} e^{\mathbf{K}_\ell d_\ell}\right] = e^{\mathbf{K}_m d_m} e^{\mathbf{K}_{m+1} d_{m+1}} \dots e^{\mathbf{K}_n d_n}$.

To find the growth rate dispersion γ we need to relate \tilde{v}_z component of Ψ_j and $\tilde{\zeta}_m$ component of Ω_m for all the layers. To accomplish this we introduce the projector matrices into the velocity and stress subspaces of Ψ :

$$\hat{P}_v \equiv \begin{pmatrix} 1 & 0 & 0 & 0 \\ 0 & 1 & 0 & 0 \end{pmatrix}; \quad \hat{P}_\sigma \equiv \begin{pmatrix} 0 & 0 & 1 & 0 \\ 0 & 0 & 0 & 1 \end{pmatrix}; \quad \hat{P}_\sigma^T \equiv \begin{pmatrix} 0 & 0 \\ 0 & 0 \\ 1 & 0 \\ 0 & 1 \end{pmatrix}$$

We use the boundary conditions that the topmost and bottom-most layers are immobile: $\vec{v}(z, x, t) = 0$ for all (x, t) at $z = z_N$ and $z = z_0$. As a result, both Ψ_N and Ψ_0 can only be non-zero in the stress-subspace:

$\Psi_N = \hat{P}_\sigma^T \cdot \hat{P}_\sigma \Psi_N$, and $\hat{P}_v \Psi_0 = 0$. Using these relations in Eq. (11) allows us to relate Ψ_N to Ω_m . Thus, we can simplify Eq. (11) to give us the relation between the external stress and the velocity of the j -th layer:

$$\hat{P}_v \Psi_j = \sum_{m=1}^{N-1} \left(\mathbf{A}_{j+1}^N (\mathbf{A}_1^N)^{-1} \mathbf{A}_1^m - \mathbf{A}_{j+1}^m \right) \hat{P}_\sigma \Omega_m,$$

where $\mathbf{A}_m^n \equiv \hat{P}_v \cdot P[\prod_{\ell=m}^n e^{\mathbf{K}_\ell d_\ell}] \cdot \hat{P}_\sigma^T$. Note that $\mathbf{A}_m^n = 0$, when $n < m$. Taking the dot product of the above equation with the vector $\hat{e}_1 \equiv (1, 0)$, and using the relations

$$\hat{P}_\sigma \Omega_m \equiv \hat{e}_1^T \cdot \tilde{\xi}_m \omega_m, \quad \omega_m \equiv \frac{\Delta \rho_m g - k^2 T_m^{(s)}}{2\mu_0 k}, \quad (12)$$

and

$$\tilde{v}_z \equiv \partial_t \tilde{\xi} = \gamma \tilde{\xi}, \quad (13)$$

we obtain the equation that determines the growth rate dispersion relation:

$$\det[\mathbf{G} - \gamma] = 0 \quad (14)$$

$$\mathbf{G}_j^m \equiv \hat{e}_1 \cdot \left(\mathbf{A}_{j+1}^N (\mathbf{A}_1^N)^{-1} \mathbf{A}_1^m - \mathbf{A}_{j+1}^m \right) \cdot \hat{e}_1^T \omega_m$$

Here the $(N-1) \times (N-1)$ matrix \mathbf{G} has the row and column indices $j, m = 1, \dots, N-1$. The matrix \mathbf{G} depends on γ , so the problem is not analytically solvable even for the single interface (two-layer) problem.

We can use the general formalism to solve the two-layer case, $N = 2$. In Fig. 2 we plot the numerical solution of Eq. (14) in the absence of surface tension, and compare it with two different approximations (see below) that yield analytic dispersion relations.

No-Acceleration Approximation. In the matrix \mathbf{K} it is evident that when the effective kinematic viscosity $\nu \gg \gamma/k^2$, we can neglect the γ -dependence of the \mathbf{K} -matrix. The quantity $\gamma/\nu k^2 \equiv Re$, the Reynolds number for instability dynamics. It is known that in the low Reynolds number ($Re \ll 1$) limit relevant, for example, in geophysical situations [14], the inertial term can be neglected. This amounts to dropping the fluid acceleration term in Eq. (1), which then becomes the Stokes equation

$$0 = \nabla \cdot \sigma + \vec{f}.$$

An analytic expression for the transfer matrix elements of Eq. (14) can be obtained in the case of equal layer thickness h :

$$\mu_1 \mathbf{A}_1^1 = \mu_2 \mathbf{A}_2^2 = \begin{pmatrix} s_q - qc_q & -qs_q \\ qs_q & qc_q + s_q \end{pmatrix}$$

$$\mathbf{A}_1^2 = \frac{\mu_1 + \mu_2}{2\mu_1\mu_2} \begin{pmatrix} s_{2q} - 2qc_{2q} & 2q \left(q \frac{\mu_2 - \mu_1}{\mu_1 + \mu_2} - s_{2q} \right) \\ 2q \left(q \frac{\mu_2 - \mu_1}{\mu_1 + \mu_2} + s_{2q} \right) & 2qc_{2q} + s_{2q} \end{pmatrix}.$$

Here $q \equiv kh$, $c_q \equiv \cosh(q)$, $s_q \equiv \sinh(q)$. Using these in (14) we find the growth rate dispersion:

$$\gamma = \omega \frac{((2 \cosh(2q) - (4q^2 + 2)) (\sinh(2q) - 2q))}{(\cosh(4q) - 8q^2 - 1) + \frac{(\mu_1 - \mu_2)^2}{(\mu_1 + \mu_2)^2} (8q^4)}, \quad (15)$$

where $q \equiv kh$, and $\omega \equiv (\Delta \rho_1 g - k^2 T_1^{(s)})/2k(\mu_1 + \mu_2)$. In Fig. 2(a) we plot the above dispersion and compare it with the exact result Eq. (14). The two dispersions overlap over the entire range of wavevectors for small values of the scaled layer thickness h/d_0 . Thus, the no-acceleration approximation allows us to obtain a closed-form expression for the two-layer dispersion of the Rayleigh-Taylor instability for a range of thicknesses.

It is also evident from the plots that for large layer thickness h , the approximation gives a peak growth rate that increases with h and deviates from the exact solution. This deviation is unsurprising since the no-acceleration approximation is good only when viscosity dominates. Indeed the $h \rightarrow \infty$ limit of Eq. (15) does not exist in the absence of viscosity, unlike in the exact case, Eq. (51) of Ref. [20]. In the three-layer case Eq. (14) yields an expression for both branches of the dispersion relation. This solution is also plotted in Fig. 3 and can be seen to deviate from the exact results for the three-layer case for large values of layer thickness.

Inviscid flow approximation. The inviscid flow approximation,

$$\nabla^2 \vec{v} = 0, \quad (16)$$

is known to yield [22, 23] the dispersion for the single interface problem with similar asymptotic behavior as the exact numerical solution. We show that the inviscid flow approximation considerably simplifies the transfer-matrix formalism. In the uniform kinematic viscosity limit, the problem of finding the dispersion reduces to a simple eigenvalue problem. We illustrate our approach by finding the growth rate for the case of three layers of fluid, each with a different viscosity and density. Using equations (2)-(3), (9) and (16) in the fluid equation of motion (1) we obtain the following first-order differential equation governing the evolution of the normal modes of the vertical fluid velocity and stress (assembled as the vector Φ):

$$\frac{d}{dz} \Phi = \Gamma + k \mathbf{M} \cdot \Phi, \quad \text{where} \quad (17)$$

$$\Phi \equiv \begin{pmatrix} \tilde{v}_z \\ \frac{\tilde{\sigma}_{zz}}{2\mu_0 k} \end{pmatrix}, \quad \Gamma \equiv \begin{pmatrix} 0 \\ \frac{\tilde{f}_z}{2\mu_0 k} \end{pmatrix}$$

$$\mathbf{M} = \begin{pmatrix} 0 & \left(\frac{\mu}{\mu_0} + \frac{\rho}{2\rho_0} \frac{\gamma/\gamma_0}{k^2 d_0^2} \right)^{-1} \\ \left(\frac{\mu}{\mu_0} + \frac{\rho}{2\rho_0} \frac{\gamma/\gamma_0}{k^2 d_0^2} \right) & 0 \end{pmatrix}.$$

As before, we can write down a formal solution:

$$\Phi = P[e^{\int_{z_N}^z dz' k \mathbf{M}(z')}] \Phi_N - \int_{z_N}^z dz' P[e^{k \int_{z'}^z dz'' \mathbf{M}(z'')}] \Gamma(z').$$

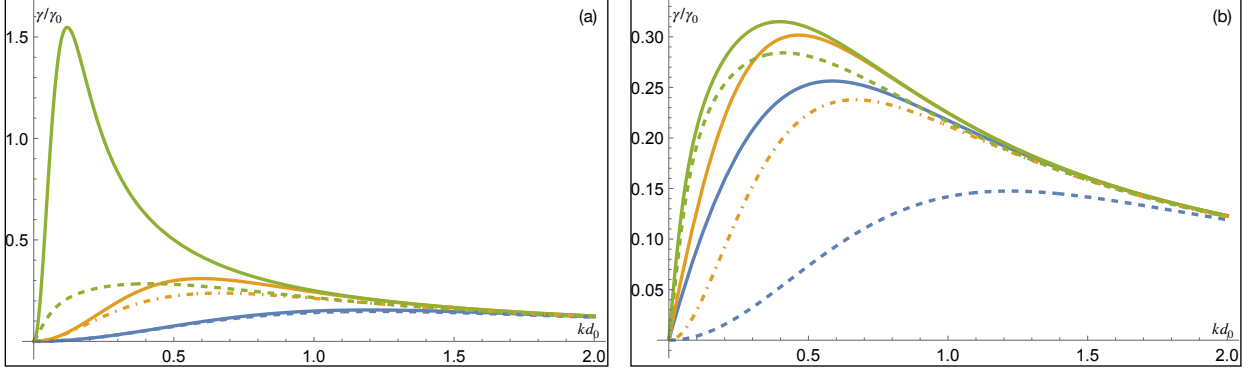


FIG. 2. Two-layer case for Atwood ratio $\frac{\rho_2 - \rho_1}{\rho_1 + \rho_2} = 0.5$ and uniform kinematic viscosity $\nu/\nu_0 = 1$. We choose $gd_0/\nu_0 = \gamma_0$. Dashed lines show exact results while the solid lines show (a) no-acceleration approximation, and (b) inviscid-flow approximation, for layer thickness $h = 2d_0$ (blue, bottom-most set of dashed and solid curves), $h = 4d_0$ (orange, middle set of dashed and solid curves), $h = 20d_0$ (green, topmost set of dashed and solid curves).

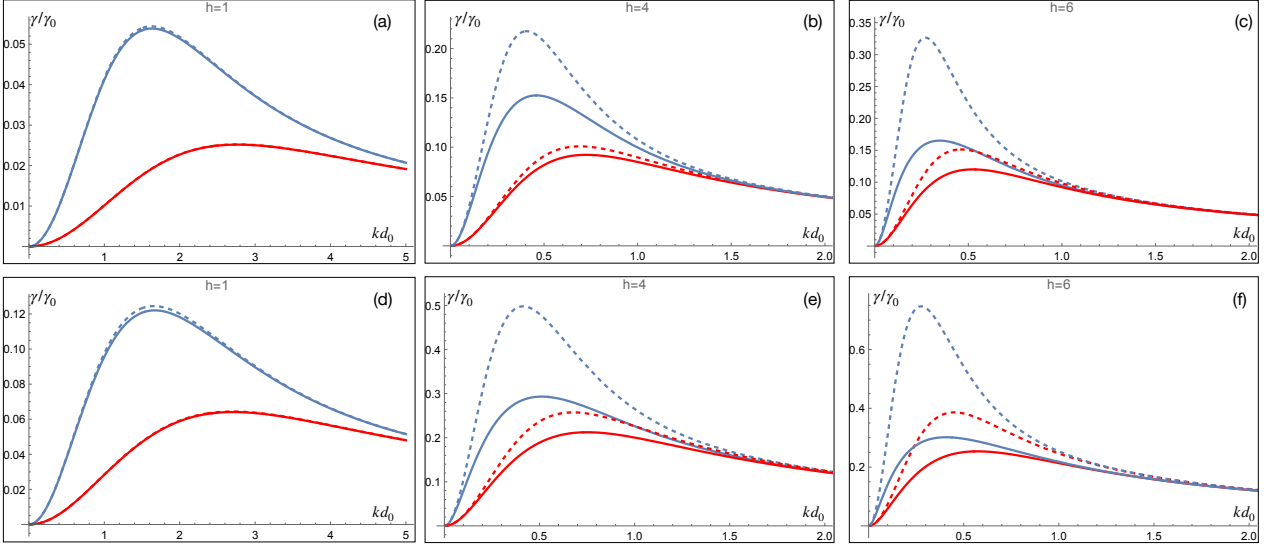


FIG. 3. The two dispersion branches in the three-layer case for the exact (solid lines) and the no-acceleration approximation (dashed lines). We choose $gd_0/\nu_0 = \gamma_0$. The Atwood ratio across both interfaces is taken to be the same ($A_T = \frac{\rho_2 - \rho_1}{\rho_1 + \rho_2} = \frac{\rho_3 - \rho_2}{\rho_2 + \rho_3}$) and the kinematic viscosity is also uniform. For (a)-(c) $A_T = 0.2$, and the layer thickness is $h = d_0, h = 4d_0$, and $h = 6d_0$, as indicated by the label h . For (d)-(f) $A_T = 0.5$; h indicates the layer thickness.

In the case of a stratified heterogeneous fluid, we find

$$\Phi_j = P \left[\prod_{\ell=j+1}^N e^{kM_\ell d_\ell} \right] \Phi_N - \sum_{m=j+1}^{N-1} P \left[\prod_{\ell=j+1}^{m>j} e^{kM_\ell d_\ell} \right] \Gamma_m,$$

where $\Gamma_m \equiv \left(0, \tilde{\xi}_m \omega_m\right)^T$, the layer depth $d_\ell \equiv z_{\ell-1} - z_\ell$, and $M_\ell \equiv \frac{1}{d_\ell} \int_{z_\ell}^{z_{\ell-1}} dz M(z)$. Similar to Eq. (14) we find the equation that determines the dispersion in this approximation:

$$\det \left[\left(A_{j+1}^N (A_1^N)^{-1} A_1^m - A_{j+1}^m \right) \omega_m - \delta_j^m \gamma \right] = 0, \quad (18)$$

where $A_m^n \equiv \hat{e}_v \cdot P \left[\prod_{\ell=m}^n e^{kM_\ell d_\ell} \right] \cdot \hat{e}_\sigma^T$, is a number, not an array, and the projectors $\hat{e}_{v,\sigma}$ into the one-dimensional velocity and stress sub-spaces are $\hat{e}_v = (1, 0)$, and $\hat{e}_\sigma = (0, 1)$. Introducing the parametrization

$$e^{-\theta_\ell} \equiv \frac{\mu_\ell}{\mu_0} + \frac{\rho_\ell}{2\rho_0} \frac{\gamma/\gamma_0}{k^2 d_0^2},$$

$M_\ell \equiv \cosh \theta_\ell \sigma_x + i \sinh \theta_\ell \sigma_y$, where $\sigma_{x,y}$ are Pauli matrices. Further, since $M^2 = \mathbf{1}$, we have the identity $e^{qM} \equiv \cosh q \mathbf{1} + \sinh q M$. The advantages of the inviscid flow approximation are obvious in that we have a 2×2 matrix to deal with, rather than a 4×4 matrix obtained in Ref. [20]. This allows us to derive analytical results for cases with multiple fluid density and viscosity discontinuities. In particular, using $\hat{e}_v \cdot \sigma_x \cdot \hat{e}_\sigma^T = 1 = \hat{e}_v \cdot i\sigma_y \cdot \hat{e}_\sigma^T$,

and $\hat{e}_v \cdot \sigma_z \cdot \hat{e}_\sigma^T = 0 = \hat{e}_v \cdot \mathbf{1} \cdot \hat{e}_\sigma^T$, the transfer matrix

$$A_m^{n \geq m} = \hat{e}_v \cdot \prod_{\ell=0}^{n-m} \begin{pmatrix} c_{q_{m+\ell}} & s_{q_{m+\ell}} e^{\theta_{m+\ell}} \\ s_{q_{m+\ell}} e^{-\theta_{m+\ell}} & c_{q_{m+\ell}} \end{pmatrix} \cdot \hat{e}_\sigma^T \quad (19)$$

Here $q_j \equiv kd_j$, $c_{q_j} \equiv \cosh(q_j)$, and $s_{q_j} \equiv \sinh(q_j)$. Thus, we find the general form of the transfer matrix elements relevant for the two- and three-layer cases:

$$A_j^j = s_{q_j} e^{\theta_j}; A_j^{j+1} = s_{q_j} c_{q_{j+1}} e^{\theta_j} + s_{q_{j+1}} c_{q_j} e^{\theta_{j+1}} \quad (20)$$

$$A_j^{j+2} = \prod_{\ell=0}^2 s_{q_{j+\ell}} e^{(-1)^\ell \theta_{j+\ell}} + \sum_{\sigma(012)} c_{q_j} c_{q_{j+1}} s_{q_{j+2}} e^{\theta_{j+2}},$$

where $\sigma(012)$ denotes cyclic permutation of the indices $j, j+1, j+2$.

For the two-layer case Eq. (18) becomes

$$A_2^2 (A_1^1)^{-1} A_1^1 \frac{\Delta \rho_1 g - k^2 T_1^{(s)}}{2\mu_0 k} - \gamma = 0, \quad (21)$$

where the explicit form of A_2^2 and A_1^1 is given in Eq. (20). We thus obtain the dispersion equation:

$$\gamma^2 + 2k^2 \gamma \frac{c_{q_1} \mu_1 + c_{q_2} \mu_2}{c_{q_1} \rho_1 + c_{q_2} \rho_2} - \frac{kg(\rho_2 - \rho_1) - k^3 T_1^{(s)}}{c_{q_1} \rho_1 + c_{q_2} \rho_2} = 0,$$

which agrees with Eq.(25) of Ref. [22]. This dispersion is plotted and compared with the exact numerical solution in the absence of surface tension in Fig. 2(b).

Three-Layer case: Analytic results in the uniform kinematic viscosity limit. The three-layer case ($N = 3$) involves the 2×2 matrix G :

$$G_j^m \equiv \left(A_{j+1}^3 (A_1^3)^{-1} A_1^m - A_{j+1}^m \right) \omega_m, \quad (22)$$

where the interface indices $m, j = 1, 2$. In the limit of uniform kinematic viscosity ($\mu_j/\rho_j \equiv \nu$)

$$e^{-\theta_j} = \frac{\rho_j}{\rho_0} \left(\frac{\nu}{\nu_0} + \frac{\gamma}{\gamma_0} \frac{1}{2(kd_0)^2} \right) \equiv \frac{\rho_j}{\rho_0} \frac{\gamma^*}{\gamma_0},$$

using which we can factor out the γ -dependence from the transfer-matrix elements:

$$A_j^{j+1} \equiv \frac{\gamma_0}{\gamma^*} c_j^{j+1}, A_j^j \equiv \frac{\gamma_0}{\gamma^*} c_j^j, A_1^3 \equiv \frac{\gamma_0}{\gamma^*} c_1^3.$$

The γ -dependence also factors out from the matrix G in Eq. (22) and we can rewrite Eq. (18) to obtain the dispersion equation:

$$\det \left(\frac{\gamma \gamma^*}{\gamma_0^2} - \mathbf{C} \right) = 0, \quad (23)$$

$$\mathbf{C} = \begin{pmatrix} \frac{c_2^3 c_1^1}{c_1^3} \frac{\Delta \rho_1}{2\rho_0 k d_0} & \frac{c_1^1 c_3^3}{c_1^3} \frac{\Delta \rho_1}{2\rho_0 k d_0} \\ \frac{c_2^3 c_1^2 - c_2^2 c_1^3}{c_1^3} \frac{\Delta \rho_2}{2\rho_0 k d_0} & \frac{c_3^3 c_1^2}{c_1^3} \frac{\Delta \rho_2}{2\rho_0 k d_0} \end{pmatrix}$$

$$c_1^1 c_3^3 = c_2^3 c_1^2 - c_2^2 c_1^3 \equiv \frac{\rho_0}{\rho_1} \frac{\rho_0}{\rho_3} s_{q_1} s_{q_3}$$

$$c_1^2 c_3^3 \equiv \frac{\rho_0}{\rho_1} \frac{\rho_0}{\rho_3} c_{q_2} s_{q_1} s_{q_3} \left[1 + \frac{\rho_1}{\rho_2} \frac{\tanh(q_2)}{\tanh(q_1)} \right]$$

$$c_2^3 c_1^1 \equiv \frac{\rho_0}{\rho_2} \frac{\rho_0}{\rho_1} c_{q_3} s_{q_2} s_{q_1} \left[1 + \frac{\rho_2}{\rho_3} \frac{\tanh(q_3)}{\tanh(q_2)} \right]$$

The matrix $\mathbf{C} = (\gamma^*/\gamma_0)G$ is independent of γ and Eq. (23) determines the dispersion simply if we diagonalize the matrix \mathbf{C} . Denoting the diagonal entries of $\mathbf{\Sigma}$ as Σ_d , the dispersion relation is a simple quadratic equation:

$$\left(\frac{\gamma}{\gamma_0} \right)^2 \frac{1}{2(kd_0)^2} + \frac{\gamma}{\gamma_0} \frac{\nu}{\nu_0} - \Sigma_d = 0. \quad (24)$$

Thus, each (positive/negative) eigenvalue of \mathbf{C} gives a (positive/negative) branch of the dispersion. When all layers have the same thickness h we find the two eigenvalues of \mathbf{C} :

$$\Sigma_{\pm} = \frac{\left[1 \pm \sqrt{1 + \frac{\Delta \rho_1 \Delta \rho_2}{(\rho_3 - \rho_1)^2} \left[\frac{1}{\cosh^2(kh)} - \frac{(\rho_1 + \rho_2)(\rho_2 + \rho_3)}{\rho_2^2} \right]} \right]}{2kd_0 \left[\tanh(kh) \frac{\rho_2}{(\rho_3 - \rho_1)} + \left(\frac{\rho_1 + \rho_3 + \rho_1 \rho_3 / \rho_2}{(\rho_3 - \rho_1)} \right) \coth(kh) \right]}.$$

These results can be generalized to include surface tension by substituting $\Delta \rho_{1,2} \rightarrow \Delta \rho_{1,2} - k^2 T_{1,2}^{(s)}$, and $\rho_3 - \rho_1 \rightarrow \rho_3 - \rho_1 - k^2 (T_1^{(s)} + T_2^{(s)})$. Note that when $\rho_1 = \rho_2$ (and $T_1^{(s)} = 0$), or $\rho_3 = \rho_2$ (and $T_2^{(s)} = 0$), the system is identical to a two-layer system and the eigenvalue $\Sigma_- \rightarrow 0$. From Eq. (24) we see that when $\nu \rightarrow 0$, and $h \rightarrow \infty$ the growth rate $\gamma^2 = \gamma_0^2 kd_0 A_T$ - identical to Eq. (51) of Ref. [20] for $\gamma_0^2 d_0 \equiv g$.

In Fig. 4 we plot the dispersion for different Atwood ratios for equal layer thickness and uniform viscosity. As can be seen from Eq. (24), when the Atwood ratios across the two interfaces are different the two branches remain separated even at short wavelengths. Further, when the middle layer thickness is reduced, the branches are “repelled” away from each other. In the limit of a thin middle layer, one of the branches vanishes, as discussed below. In all cases, the inviscid-flow approximation overestimates the peak growth rate, with the error increasing with decreasing layer thickness.

Analytic results in the zero viscosity limit: In the limit of zero viscosity the parameters

$$e^{-\theta_j} = \frac{\rho_j}{\rho_0} \frac{\gamma}{\gamma_0} \frac{1}{2(kd_0)^2},$$

and we can rewrite Eq. (18) to obtain the following equation for determining the dispersion:

$$\det \left(\gamma^2 - 2k^2 d_0 g \mathbf{C} \right) = 0. \quad (25)$$

We now consider the case, when the middle-layer is a thin region in which the density smoothly interpolates between the top-layer density ρ_3 and the bottom-layer density ρ_1 . Taking the smooth interpolation to be given by the exponential function $\rho(z) = \rho_3 e^{(z_2 - z)/\lambda_m}$, and the average density in the thin middle-layer $\rho_2 = \frac{1}{d_2} \int_{z_2}^{z_1} dz \rho(z)$, we find the interpolation length scale $\lambda_m \equiv \rho_2 d_2 / \Delta \rho$, where $\Delta \rho \equiv \rho_3 - \rho_1$. As long as $d_2 \leq 2\lambda_m$

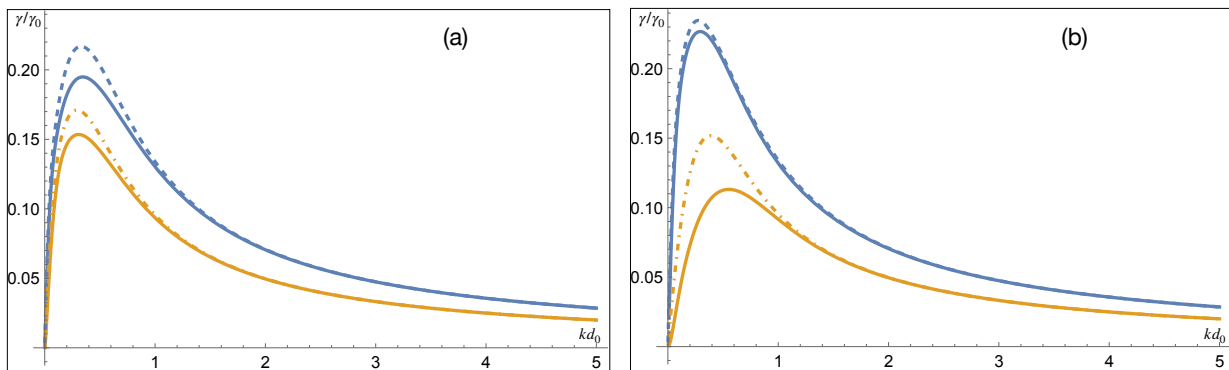


FIG. 4. The two branches of dispersion γ/γ_0 vs kd_0 for three-layers. Dashed lines are the inviscid-flow approximation and solid lines are exact results. We choose $gd_0/\nu_0 = \gamma_0$. The Atwood ratio across the top interface is $\frac{\rho_3 - \rho_2}{\rho_3 + \rho_2} = 0.2$, and that across the bottom interface is $\frac{\rho_2 - \rho_1}{\rho_1 + \rho_2} = 0.5$. The uniform kinematic viscosity $\nu/\nu_0 = 1$. For (a) all the layers have the same thickness $h = 20d_0$. For (b) the middle-layer thickness is reduced to $h = 4d_0$.

(or $\Delta\rho \leq 2\rho_2$) we also have $\rho_2 \approx \sqrt{\rho_3\rho_1}$. In this thin middle-layer ($kd_2 \ll kd_{1,3}$) limit, we find

$$2k^2 d_0 g \mathbf{C} = \frac{gk}{1 + kd_2 \left(\frac{\rho_1 \rho_3 + \rho_2^2}{\rho_2(\rho_1 + \rho_3)} \right)} \begin{pmatrix} \frac{\Delta\rho_1}{\rho_1 + \rho_3} & \frac{\Delta\rho_1}{\rho_1 + \rho_3} \\ \frac{\Delta\rho_2}{\rho_1 + \rho_3} & \frac{\Delta\rho_2}{\rho_1 + \rho_3} \end{pmatrix}$$

Diagonalizing \mathbf{C} and using the above-mentioned relations we find the growth rate from Eq. (25):

$$\gamma^2 = \frac{gkA_T}{1 + 2A_T k \lambda_m} \quad (26)$$

This is identical to Eq.(3) of Ref [24] when we identify $2\lambda_m$ as the minimum density gradient length scale. Thus, we see that the long-wavelength ($k\lambda_m \ll 1$) modes are identical to the two-layer case in the zero viscosity limit, while the short-wavelength modes ($k\lambda_m \gg 1$) are non-dispersive.

The procedure for finding the dispersion relation in the limit of uniform kinematic viscosity can be generalized to N -layers. In the case of uniform kinematic viscosity, the problem reduces to a standard eigenvalue problem: Eq. (23) determines all the $2(N - 1)$ branches of the dis-

persion when we diagonalize the $(N - 1) \times (N - 1)$ dimensional matrix $\mathbf{C} = (\gamma^*/\gamma_0)G$.

Summary: In summary, we have presented a transfer-matrix formalism for solving the linearized perturbation theory of the Rayleigh-Taylor instability. The formalism applies to the case of spatially varying density and viscosity, which is a more natural scenario than the classical limit of a single interfacial density jump. The theory has the advantage of being computationally straightforward. It generalizes the physical insights gained from the study of the single-interface problem and is particularly useful in the limits of zero viscosity and uniform kinematic viscosity. In both these limits, we find analytic results for the growth of the two-interface Rayleigh-Taylor instability. We use these results to derive the growth rate for the case of two interfaces and show that as the interfaces come closer together, the two dispersion branches are “repelled”, one branch growing at the expense of the other. In the limit of a thin middle layer across which the density smoothly interpolates between the top and bottom layer density, we recover the known asymptotic dispersion of the single dispersive branch. The formalism developed here has potential applications for studying the effect of spatially varying density profiles on the growth of the Rayleigh-Taylor instability.

-
- [1] Rayleigh, Investigation of the character of the equilibrium of an incompressible heavy fluid of variable density, Proceedings of the London Mathematical Society **s1-14**, 170 (1882).
- [2] G. I. Taylor, The instability of liquid surfaces when accelerated in a direction perpendicular to their planes. I, Proceedings of the Royal Society of London. Series A. Mathematical and Physical Sciences **201**, 192 (1950).
- [3] K. Balakrishnan, Explosion-driven Rayleigh-Taylor instability in gas-particle mixtures, Physics of Fluids **26**, 043303 (2014).
- [4] S. C. Wilks, W. L. Kruer, M. Tabak, and A. B. Langdon, Absorption of ultra-intense laser pulses, Physical Review Letters **69**, 1383 (1992).
- [5] E. G. Gamaly, Instability of the overdense plasma boundary induced by the action of a powerful photon beam, Physical Review E **48**, 2924 (1993).
- [6] F. Pegoraro and S. V. Bulanov, Photon bubbles and ion acceleration in a plasma dominated by the radiation pressure of an electromagnetic pulse, Physical Review Letters **99**, 065002 (2007).

- [7] C. A. J. Palmer, J. Schreiber, S. R. Nagel, N. P. Dover, C. Bellei, F. N. Beg, S. Bott, R. J. Clarke, A. E. Dangoor, S. M. Hassan, P. Hilz, D. Jung, S. Kneip, S. P. D. Mangles, K. L. Lancaster, A. Rehman, A. P. L. Robinson, C. Spindloe, J. Szerypo, M. Tatarakis, M. Yeung, M. Zepf, and Z. Najmudin, Rayleigh-taylor instability of an ultrathin foil accelerated by the radiation pressure of an intense laser, *Physical Review Letters* **108**, 225002 (2012).
- [8] R. A. Chevalier and T. R. Gull, The outer structure of the Crab Nebula, *The Astrophysical Journal* **200**, 399 (1975).
- [9] X. Ribeyre, V. T. Tikhonchuk, and S. Bouquet, Compressible Rayleigh–Taylor instabilities in supernova remnants, *Physics of Fluids* **16**, 4661 (2004).
- [10] C. C. Joggerst, A. Almgren, and S. E. Woosley, Three-dimensional simulations of Rayleigh–Taylor mixing in core-collapse supernovae, *The Astrophysical Journal* **723**, 353 (2010), 1009.3336.
- [11] O. Porth, S. S. Komissarov, and R. Keppens, Rayleigh–Taylor instability in magnetohydrodynamic simulations of the Crab nebula, *Monthly Notices of the Royal Astronomical Society* **443**, 547 (2014), 1405.4029.
- [12] H.-P. Plag and H.-U. Jüttner, Rayleigh-taylor instabilities of a self-gravitating earth, *Journal of Geodynamics* **20**, 267 (1995).
- [13] C. P. Conrad and P. Molnar, The growth of Rayleigh–Taylor-type instabilities in the lithosphere for various rheological and density structures, *Geophysical Journal International* **129**, 95 (1997).
- [14] E. Lev and B. H. Hager, Rayleigh–Taylor instabilities with anisotropic lithospheric viscosity, *Geophysical Journal International* **173**, 806 (2008).
- [15] P. Mondal and J. Korenaga, A propagator matrix method for the Rayleigh–Taylor instability of multiple layers: A case study on crustal delamination in the early Earth, *Geophysical Journal International* **212**, 1890 (2017).
- [16] J. Nuckolls, L. Wood, A. Thiessen, and G. Zimmerman, Laser compression of matter to super-high densities: Thermonuclear (CTR) applications, *Nature* **239**, 139 (1972).
- [17] J. Lindl, Development of the indirect-drive approach to inertial confinement fusion and the target physics basis for ignition and gain, *Physics of Plasmas* **2**, 3933 (1995).
- [18] O. A. Hurricane, D. A. Callahan, D. T. Casey, P. M. Celliers, C. Cerjan, E. L. Dewald, T. R. Dittrich, T. Döppner, D. E. Hinkel, L. F. B. Hopkins, J. L. Kline, S. L. Pape, T. Ma, A. G. MacPhee, J. L. Milovich, A. Pak, H.-S. Park, P. K. Patel, B. A. Remington, J. D. Salmonson, P. T. Springer, and R. Tommasini, Fuel gain exceeding unity in an inertially confined fusion implosion, *Nature* **506**, 343 (2014).
- [19] E. Campbell, V. Goncharov, T. Sangster, S. Regan, P. Radha, R. Betti, J. Myatt, D. Froula, M. Rosenberg, I. Igumenshchev, W. Seka, A. Solodov, A. Maximov, J. Marozas, T. Collins, D. Turnbull, F. Marshall, A. Shvydky, J. Knauer, R. McCrory, A. Sefkow, M. Hohenberger, P. Michel, T. Chapman, L. Masse, C. Goyon, S. Ross, J. Bates, M. Karasik, J. Oh, J. Weaver, A. Schmitt, K. Obenschain, S. Obenschain, S. Reyes, and B. V. Wonterghem, Laser-direct-drive program: Promise, challenge, and path forward, *Matter and Radiation at Extremes* **2**, 37 (2017).
- [20] S. Chandrasekhar, *Hydrodynamic and Hydromagnetic Stability* (Clarendon Press, 1961).
- [21] K. O. Mikaelian, Effect of viscosity on Rayleigh–Taylor and Richtmyer–Meshkov instabilities, *Physical Review E* **47**, 375 (1993).
- [22] K. O. Mikaelian, Rayleigh–Taylor instability in finite-thickness fluids with viscosity and surface tension, *Physical Review E* **54**, 3676 (1996).
- [23] A. R. Piriz, O. D. Cortázar, J. J. L. Cela, and N. A. Tahir, The Rayleigh–Taylor instability, *American Journal of Physics* **74**, 1095 (2006).
- [24] R. Betti, V. N. Goncharov, R. L. McCrory, and C. P. Verdon, Growth rates of the ablative Rayleigh–Taylor instability in inertial confinement fusion, *Physics of Plasmas* **5**, 1446 (1998).
- [25] A. B. Bud’ko and M. A. Liberman, Stabilization of the Rayleigh–Taylor instability by convection in smooth density gradient: Wentzel–Kramers–Brillouin analysis, *Physics of Fluids B: Plasma Physics* **4**, 3499 (1992).
- [26] C. X. Yu, C. Xue, J. Liu, X. Y. Hu, Y. Y. Liu, W. H. Ye, L. F. Wang, J. F. Wu, and Z. F. Fan, Multiple eigenmodes of the Rayleigh–Taylor instability observed for a fluid interface with smoothly varying density, *Physical Review E* **97**, 013102 (2018).
- [27] M. Dong, Z. Fan, and C. Yu, Multiple eigenmodes of the Rayleigh–Taylor instability observed for a fluid interface with smoothly varying density. II. Asymptotic solution and its interpretation, *Physical Review E* **99**, 013109 (2019).
- [28] K. O. Mikaelian, Normal modes and symmetries of the rayleigh-taylor instability in stratified fluids, *Physical Review Letters* **48**, 1365 (1982).
- [29] M. Vartdal and A. N. Osnes, Linear motion of multiple superposed viscous fluids, *Physical Review E* **99**, 043104 (2019).
- [30] M. E. Peskin and D. V. Schroeder, *An Introduction to Quantum Field Theory* (Addison-Wesley, Reading, USA, 1995).