

A Unified Framework for Rerandomization using Quadratic Forms

Kyle Schindl*

Zach Branson†

March 20, 2024

Abstract

In the design stage of a randomized experiment, one way to ensure treatment and control groups exhibit similar covariate distributions is to randomize treatment until some prespecified level of covariate balance is satisfied. This experimental design strategy is known as rerandomization. Most rerandomization methods utilize balance metrics based on a quadratic form $v^T A v$, where v is a vector of covariate mean differences and A is a positive semi-definite matrix. In this work, we derive general results for treatment-versus-control rerandomization schemes that employ quadratic forms for covariate balance. In addition to allowing researchers to quickly derive properties of rerandomization schemes not previously considered, our theoretical results provide guidance on how to choose the matrix A in practice. We find the Mahalanobis and Euclidean distances optimize different measures of covariate balance. Furthermore, we establish how the covariates' eigenstructure and their relationship to the outcomes dictates which matrix A yields the most precise mean-difference estimator for the average treatment effect. We find that the Euclidean distance is minimax optimal, in the sense that the mean-difference estimator's precision is never too far from the optimal choice, regardless of the relationship between covariates and outcomes. Our theoretical results are verified via simulation, where we find that rerandomization using the Euclidean distance has better performance in high-dimensional settings and typically achieves greater variance reduction to the mean-difference estimator than other quadratic forms.

*Department of Statistics & Data Science, Carnegie Mellon University, 5000 Forbes Avenue, Pittsburgh, PA 15213. Email: schindl@stat.cmu.edu.

†Assistant Teaching Professor, Department of Statistics & Data Science, Carnegie Mellon University, 5000 Forbes Avenue, Pittsburgh, PA 15213. Email: zach@stat.cmu.edu.

1 Introduction

In the design stage of randomized experiments, it is important to address covariate imbalance between treatment and control groups. Large covariate imbalances can lead to increased standard errors when estimating causal effects - this can reduce statistical power and make it more difficult to interpret results (Lachin, 1988; Senn, 1989; Y. Lin et al., 2015; Branson et al., 2023). Therefore, it is often preferable to ensure treatment groups exhibit covariate balance before the experiment is conducted. One classical experimental design strategy for ensuring covariate balance is blocking, where treatment is randomized within groups of subjects with similar categorical covariates (Box et al., 1978; Pashley & Miratrix, 2021). However, blocking cannot be easily extended to accommodate many continuous variables. Instead, an experimental design tool that can handle categorical or continuous variables is rerandomization, where subjects are randomized until some prespecified level of covariate balance is achieved. Although the concept of rerandomization had been discussed as early as Fisher (Fisher, 1992), it wasn't until Morgan & Rubin, 2012 that a theoretical framework was established. Morgan & Rubin, 2012 measured covariate balance within rerandomization using the Mahalanobis distance of the covariate mean differences between the treatment and control groups (hereafter called Mahalanobis Rerandomization). Since then, there have been many works on rerandomization that also use the Mahalanobis distance, including those for tiers of covariates that vary in importance (Morgan & Rubin, 2015), factorial designs (Branson et al., 2016; X. Li et al., 2020), sequential designs (Zhou et al., 2018), clustered experiments (Lu et al., 2023), and Bayesian designs (Liu et al., 2023).

One key property of Mahalanobis Rerandomization is that it reduces the variance of all covariate mean differences by an equal amount. While this can be advantageous in some contexts, placing equal weight on all covariates can lead to poor performance when covariates are high-dimensional. One option is to define tiers of covariates based on variable importance, as suggested in Morgan & Rubin, 2015. However, it is necessary to specify which covariates are most important, which can be difficult to do in practice. Two methods that automatically place importance on particular covariates in a high dimensional space are Ridge Rerandomization (Branson & Shao, 2021) and PCA-Rerandomization (Zhang et al., 2023). Ridge Rerandomization uses a ridge penalty within the Mahalanobis distance to diagonalize the inverse covariance matrix, thereby placing more importance on top eigenvectors. Meanwhile, PCA Rerandomization uses the Mahalanobis distance only on the top k principal components. This applies a greater amount of variance reduction to the top k components than classical Mahalanobis Rerandomization, but no reduction to the bottom $d - k$ components.

Most rerandomization methods — including Ridge Rerandomization and PCA Rerandomization — use some kind of quadratic form $v^T A v$, where $v \in \mathbb{R}^d$ is a vector of covariate mean differences and $A \in \mathbb{R}^{d \times d}$ is a positive semi-definite matrix. For example, if we let Σ denote the covariate matrix of the covariate mean differences, $A = \Sigma^{-1}$ corresponds to Mahalanobis Rerandomization and $A = (\Sigma + \lambda I_d)^{-1}$ corresponds to Ridge Rerandomization. To our knowledge, this general framing of quadratic forms for rerandomization has only been noted in Lu et al., 2023 and remains largely unexplored. To fill this gap, we make several contributions. First, we derive general results for any rerandomization scheme that uses a quadratic form as its balance metric. This allows us to more quickly rederive previous results in the literature, as well as derive results for rerandomization schemes that have not been previously considered. Second, we establish guidance on how to optimally choose the matrix A in practice. While others such as Liu et al., 2023 and Lu et al., 2023 have considered optimal rerandomization schemes for minimizing the variance of the mean-difference estimator for the average treatment effect, their results are asymptotic and require knowledge about how covariates are related to outcomes in order to be implemented in practice, which is often not available before

the start of the experiment. Thus, one of our contributions is deriving finite sample optimal rerandomization schemes when outcome information is not available. We show that the Mahalanobis distance maximizes the total variance reduction across covariate mean differences and the Euclidean distance minimizes the Frobenius norm of the covariate mean differences’ covariance matrix. Furthermore, we establish how the covariates’ eigenstructure and their relationship to the outcomes dictates which matrix A yields the most precise mean-difference estimator for the average treatment effect. We find that the Euclidean distance is minimax optimal, in the sense that the mean-difference estimator’s precision is never too far from the optimal choice, regardless of the relationship between covariates and outcomes. Consequently, our results are useful for practitioners who seek guidance on which rerandomization method is most appropriate for their dataset.

That said, there are limitations to our work. First, not every rerandomization method can be expressed using quadratic forms. For example, Zhao & Ding, 2021 consider randomizing treatment until all tests for covariate imbalance are statistically insignificant; while some of these tests can be written as a quadratic form (e.g. their joint acceptance rules), other tests can’t be framed as a quadratic form, making it unclear how they compare to the rerandomization procedures we consider in this work. Second, there are many experimental design strategies that cannot be framed as a rerandomization procedure; Kallus, 2018 suggest covariate balancing through kernel allocation, Y. Li, Kang, & Huang, 2021 suggest partitioning experimental units based on kernel density estimates, and Christopher Harshaw & Zhang, 2023 suggest optimizing a trade-off between robustness and covariate balance. Although we establish optimality results for rerandomization schemes involving quadratic forms, our results do not suggest whether alternative experimental design strategies may be preferable. Nonetheless, our work considers a broad class of rerandomization schemes, and furthermore provides guidance on how researchers can choose designs within this class in practice.

The remainder of the paper is as follows. In Section 2 we define all important notation used in the paper. In Section 3 we review existing rerandomization methods, with a focus on methods whose balance metrics can be expressed as a quadratic form. In Section 4 we derive general results for the covariance of the covariate mean differences after rerandomization using quadratic forms. Additionally, we derive the choice of A that is optimal for obtaining covariate balance through maximizing the total variance reduction across covariate mean differences (Mahalanobis Rerandomization; $A = \Sigma^{-1}$) and for minimizing the Frobenius norm of the covariate mean differences’ covariance matrix (Euclidean Rerandomization; $A = I_d$). We also establish a minimax optimality result for Euclidean Rerandomization, and provide new guidance on how to choose the number of principal components within PCA rerandomization. In Section 5 we validate our theoretical results via simulation; we find that Euclidean Rerandomization’s performance is robust across many different settings. Additionally, we find that a rerandomization method that has not been previously considered, Squared Euclidean Rerandomization ($A = \Sigma$), performs well when the top principal components are closely related to potential outcomes. In Section 6 we conclude with a discussion of our results and directions for future work.

2 Notation

Let $x = (x_1, \dots, x_n)^T \in \mathbb{R}^{n \times d}$ be the covariate matrix representing n experimental units, where $x_i \in \mathbb{R}^d$ denotes the vector of d covariates for subject i . To make theoretical results notationally succinct, we assume that the columns of x have been centered and standardized such that their means are zero and variances are one. Next, define $W = (W_1, \dots, W_n)^T \in \{0, 1\}$ to be the treatment assignment vector where $W_i = 1$ if unit i has been assigned treatment and $W_i = 0$ otherwise. Let $n_1 = \sum_{i=1}^n W_i$ and $n_0 = \sum_{i=1}^n (1 - W_i)$ be

the number of units in treatment and control, respectively, and $p = \frac{1}{n} \sum_{i=1}^n W_i$ be the proportion of treated subjects. We use the potential outcomes framework, where unit i has fixed potential outcomes, $Y_i(1)$ and $Y_i(0)$, and thus the observed outcome is given by $Y_i^{\text{obs}} = W_i Y_i(1) + (1 - W_i) Y_i(0)$ (Rubin, 1974). Our goal is to estimate the average treatment effect, given by

$$\tau = \frac{1}{n} \sum_{i=1}^n Y_i(1) - Y_i(0)$$

which we estimate through the difference in sample means,

$$\hat{\tau} = \frac{1}{n_1} \sum_{i=1}^n W_i Y_i(1) - \frac{1}{n_0} \sum_{i=1}^n (1 - W_i) Y_i(0).$$

To measure covariate balance, we will consider the covariate mean differences, as defined as

$$\bar{X}_T - \bar{X}_C = \frac{1}{n_1} (x^T W) - \frac{1}{n_0} (x^T (1_n - W))$$

where $1_n \in \mathbb{R}^n$ is a vector whose coefficients are all equal to one. We consider the covariates x , the number of treatment and control subjects n_1 and n_0 , and potential outcomes as fixed, such that the only stochastic element is the treatment assignment W_i . Let $\Sigma = \text{Cov}(\bar{X}_T - \bar{X}_C \mid x)$ denote the covariance matrix of the covariate mean differences when W is assigned according to complete randomization, where a random n_1 units are assigned to treatment and n_0 units are assigned to control. As shown in Morgan & Rubin, 2012, Σ is a fixed matrix that can be expressed in terms of the sample covariance of x ,

$$\Sigma = \text{Cov}(\bar{X}_T - \bar{X}_C \mid x) = \frac{\text{Cov}(x)}{np(1-p)}.$$

When we refer to a matrix $M \in \mathbb{R}^{d \times d}$ as positive-definite, we use the conventional definition where $M = M^T$ and $v^T M v > 0$ for all $v \in \mathbb{R}^d$ such that $v \neq 0$. In the case of positive semi-definite matrices, the definition is the same except the inequality on $v^T M v$ is no longer strict. We use $\lambda_1, \dots, \lambda_d$ to represent the eigenvalues of Σ , and η_1, \dots, η_d to represent the eigenvalues of $\Sigma^{1/2} A \Sigma^{1/2}$, where $A \in \mathbb{R}^{d \times d}$ is a positive-definite matrix. We use $\text{diag}\{(a_j)_{1 \leq j \leq d}\}$ to refer to a diagonal matrix with elements a_1, \dots, a_d . Finally, for some vector $v \in \mathbb{R}^d$ we define the quadratic form $Q_A(v) = v^T A v$.

3 Review of Rerandomization Methods

Here, we review existing rerandomization methods that utilize particular quadratic forms to balance treatment and control groups. While there are other rerandomization methods that do not rely on quadratic forms such as the marginal acceptance rules defined in Zhao & Ding, 2021, we focus less on these as our goal is to establish results for distance metrics that can be written as quadratic forms. Along the way, we note how each method incorporates the principal components of x and the eigenstructure of the covariance matrix. As we show in Section 4, the eigenstructure plays a crucial role in determining which rerandomization method is optimal for reducing the variance of $\hat{\tau}$.

3.1 Mahalanobis Rerandomization

First investigated by Morgan & Rubin, 2012 and extended to many other experimental design settings (Morgan & Rubin, 2015; Branson et al., 2016; X. Li et al., 2020; X. Li & Ding, 2020; Zhou et al., 2018; Y. Wang & Li, 2022; Shi et al., 2022; Lu et al., 2023; X. Wang et al., 2023), Mahalanobis Rerandomization balances treatment and control groups by randomizing until $M < a$, where a is a prespecified threshold and

$$M = (\bar{X}_T - \bar{X}_C)^T \Sigma^{-1} (\bar{X}_T - \bar{X}_C)$$

is the Mahalanobis distance. Morgan & Rubin, 2012 establish several key properties of Mahalanobis Rerandomization that serve as benchmarks for rerandomization research. First, they show that the mean-difference estimator $\hat{\tau}$ remains unbiased in finite-samples conditional on $M < a$ provided that $\sum_{i=1}^n W_i = \sum_{i=1}^n (1 - W_i)$. Furthermore, the expectation of all observed and unobserved covariate mean differences is still zero under rerandomization. Next, the authors show that Mahalanobis Rerandomization applies an equal-percentage variance reduction to all covariates, in the sense that

$$\text{Cov}(\bar{X}_T - \bar{X}_C \mid x, M \leq a) = v_a \text{Cov}(\bar{X}_T - \bar{X}_C \mid x)$$

where $v_a = \mathbb{P}(\chi_{d+2}^2 \leq a) / \mathbb{P}(\chi_d^2 \leq a) \leq 1$ is the variance reduction term, i.e., the amount that Mahalanobis Rerandomization reduces the variances and covariances of the covariate mean differences, compared to complete randomization. Finally, when the treatment effect is additive, Mahalanobis Rerandomization reduces the variance of $\hat{\tau}$ by $1 - (1 - v_a)R^2$ in finite samples, where R^2 is the multiple squared correlation between the potential outcomes and x . X. Li, Ding, & Rubin, 2018 show that these results hold asymptotically even under non-additivity and unequal sample sizes.

Despite these beneficial properties, placing equal priority on all covariates can create challenges in high-dimensional settings, because the variance reduction term v_a is increasing in d ; as $d \rightarrow \infty$ then $v_a \rightarrow 1$, such that there is no variance reduction. As a result, others have recommended balancing metrics that place higher priority on a smaller-dimensional space.

3.2 Ridge Rerandomization

To address the problems that Mahalanobis Rerandomization suffers from in high-dimensional settings, Branson & Shao, 2021 introduce a penalization term $\lambda \geq 0$ to the Mahalanobis distance. They suggest randomizing until

$$M_\lambda = (\bar{X}_T - \bar{X}_C)^T (\Sigma + \lambda I_d)^{-1} (\bar{X}_T - \bar{X}_C) \tag{1}$$

is less than some pre-specified $a_\lambda > 0$. Adding the penalization term λ changes the way rerandomization balances treatment and control groups, because there is no longer an equal percent variance reduction to the covariance of the covariate mean differences. Instead,

$$\text{Cov}(\bar{X}_T - \bar{X}_C \mid x, M_\lambda \leq a) = \Gamma^T \Lambda^{1/2} \left(\text{diag}\{(d_{j,\lambda})_{1 \leq j \leq d}\} \right) \Lambda^{1/2} \Gamma$$

where Γ is the orthogonal matrix of eigenvectors of Σ , Λ is the diagonal matrix of eigenvalues of Σ , and

$$d_{j,\lambda} = \mathbb{E} \left[\mathcal{Z}_j^2 \mid x, \sum_{j=1}^d \frac{\lambda_j}{\lambda_j + \lambda} \mathcal{Z}_j^2 \leq a_\lambda \right] \quad (2)$$

where $\mathcal{Z}_1, \dots, \mathcal{Z}_d \sim \mathcal{N}(0, 1)$ and $d_{1,\lambda} \leq \dots \leq d_{d,\lambda} \leq 1$ are variance reduction terms. Because the variance reduction for Mahalanobis Rerandomization can be written as $\text{Cov}(\overline{X}_T - \overline{X}_C \mid x, M \leq a) = \Gamma^T \Lambda^{1/2} (v_a I_d) \Lambda^{1/2} \Gamma$ we can see that these two methods differ by the variance reduction they apply to the eigenvectors of Σ (or equivalently, the principal components of x). Ridge Rerandomization applies a greater variance reduction to the top eigenvectors of Σ , but a lesser variance reduction to the bottom eigenvectors as weighted by $\lambda_j/\lambda_j + \lambda$ where $\lambda_1 \geq \dots \geq \lambda_d$. This differs from Mahalanobis Rerandomization, which reduces the variance of each eigenvector equally. As a consequence, the variance of $\hat{\tau}$ tends to be less under Ridge Rerandomization than under Mahalanobis Rerandomization, in high-dimensional settings. However, Ridge Rerandomization does not strictly dominate Mahalanobis Rerandomization because, ultimately, the precision of $\hat{\tau}$ after rerandomization depends on the relationship between the principal components and the potential outcomes. Furthermore, Ridge Rerandomization requires selecting the tuning the parameter λ which can be computationally intensive.

3.3 PCA Rerandomization

PCA Rerandomization, introduced by Zhang et al., 2023, also attempts to improve upon Mahalanobis Rerandomization in high-dimensional settings. Instead of adding a penalization term, PCA Rerandomization only considers the top k principal components. Let $x = UDV^T$ be the singular value decomposition of x , where $U \in \mathbb{R}^{n \times d}$ and $V \in \mathbb{R}^{d \times d}$ are the orthogonal matrices of left and right singular vectors, and D is a diagonal matrix of singular values. Then, $Z = UD$ are the principal components of x and $Z_k = U_k D_k = (Z_1^{(k)}, \dots, Z_n^{(k)})^T \in \mathbb{R}^{n \times k}$ is the matrix of the top k principal components of x . Then, PCA Rerandomization randomizes until

$$M_k = (\overline{Z}_T^{(k)} - \overline{Z}_C^{(k)})^T \Sigma_Z^{-1} (\overline{Z}_T^{(k)} - \overline{Z}_C^{(k)}) \quad (3)$$

is less than some pre-specified a_k , where $\Sigma_Z = \text{Cov}(Z_k)/np(1-p)$ is the covariance matrix of $\overline{Z}_T^{(k)} - \overline{Z}_C^{(k)}$. The authors show that

$$\text{Cov}(\overline{X}_T - \overline{X}_C \mid x, M_k \leq a) = C_n V \begin{pmatrix} v_{a_k} D_k^2 & 0 \\ 0 & D_{d-k}^2 \end{pmatrix} V^T$$

where $v_{a_k} = \mathbb{P}(\chi_{k+2}^2 \leq a) / \mathbb{P}(\chi_k^2 \leq a)$ and $C_n = 1/(n(n-1)p(1-p))$. Thus, PCA Rerandomization is still an equal percent variance reduction method, but only for the top k principal components. This introduces a trade-off: for $k < d$ it follows that $v_{a_k} < v_{a_d}$, so there is a greater variance reduction to the top k principal components than if the full set of covariates were included during rerandomization. However, there is a loss of reduction to the bottom $d - k$ principal components. Again, depending on the relationship between principal components and potential outcomes, different rerandomizations schemes will be preferable.

Although the variance of $\hat{\tau}$ tends to be less under PCA Rerandomization than under Mahalanobis Rerandomization in high-dimensional settings, it also requires choosing the number of principal components to

include. The authors suggest either choosing a fixed amount of variation explained by the top k principal components (e.g. 50%, 70%, or 90%) or using the Kaiser rule, which takes the top components whose variation is larger than the average amount of variance explained. In Section 4.5 we introduce new decision rules for the number of principal components to keep based on comparing the benefits in variance reduction to the cost of dropping principal components.

4 Quadratic Form Rerandomization

The rerandomization methods in Section 3 all balance some kind of quadratic form, i.e.

$$Q_A(x) := (\bar{X}_T - \bar{X}_C)^T A (\bar{X}_T - \bar{X}_C)$$

for some positive semi-definite matrix $A \in \mathbb{R}^{d \times d}$. Therefore, the difference between each of these methods depends on the choice of the matrix A . In the case of Mahalanobis Distance Rerandomization, $A = \Sigma^{-1}$. For Ridge Rerandomization, $A = (\Sigma + \lambda I_d)^{-1}$. Finally, in the case of PCA Rerandomization,

$$M_k = (\bar{X}_T - \bar{X}_C)^T \underbrace{V \begin{pmatrix} D_k & 0 \\ 0 & 0 \end{pmatrix} V^T}_A (\bar{X}_T - \bar{X}_C). \quad (4)$$

Writing balance metrics in terms of a quadratic form is useful for two reasons. First, it allows us to readily consider other rerandomization schemes - corresponding to different choices of A - and establish their properties. Second, this framing leads to a natural question: What choice of A is optimal for minimizing the variance of $\hat{\tau}$ and for balancing covariates?

In this section, we establish formal results for rerandomization using any quadratic form $Q_A(v) = v^T A v$ as a balance metric where $v \in \mathbb{R}^d$ is a function of the covariate mean differences and $A \in \mathbb{R}^{d \times d}$ is positive-definite. In Section 4.5 we will relax the assumptions on A to include positive semi-definite matrices. We follow the traditional rerandomization procedure: generate potential randomizations until $Q_A(v) \leq a$ for some prespecified threshold a . We choose a based on a given acceptance probability α , such that $\mathbb{P}(Q_A(v) \leq a) = \alpha$. Throughout, we refer to such a procedure as Quadratic Form Rerandomization.

4.1 The Distribution of Quadratic Forms

To establish distributional properties of rerandomization schemes involving quadratic forms, it is useful to note several classical results. Suppose that $v \in \mathbb{R}^d$ is a random vector such that $v \sim \mathcal{N}(\mu, \Sigma)$ and $A \in \mathbb{R}^{d \times d}$ is a fixed, symmetric matrix. Then,

$$v^T A v \sim \sum_{j=1}^d \eta_j \chi_1^2(\gamma_j) \quad (5)$$

where η_1, \dots, η_d are the eigenvalues of $\Sigma^{1/2} A \Sigma^{1/2}$ and $\chi_1^2(\gamma_j)$ for $j = 1, \dots, d$ are independent non-central χ^2 random variables where $\gamma_j = (\Gamma^T \Sigma^{-1/2} \mu)_j$ and Γ is the orthogonal matrix of eigenvectors (Mathai & Provost, 1992). In the rerandomization literature, it is often assumed that $\bar{X}_T - \bar{X}_C \sim \mathcal{N}(0, \Sigma)$ which is justified by the

finite population central limit theorem (X. Li & Ding, 2017). In this case, $\gamma_j = 0$ for all $j = 1, \dots, d$. Thus, by plugging in each associated matrix A , we can immediately obtain the distributions of the quadratic forms under Mahalanobis Rerandomization, Ridge Rerandomization, and PCA Rerandomization. For example, Lemma 4.1 of Branson & Shao, 2021 states that M_λ as defined in Equation (1) is distributed as $M_\lambda \mid x \sim \sum_{j=1}^d \frac{\lambda_j}{\lambda_j + \lambda} \mathcal{Z}_j$ where $\mathcal{Z}_1, \dots, \mathcal{Z}_d \sim \mathcal{N}(0, 1)$. This result can be readily recovered by noting that

$$\Sigma^{1/2} A \Sigma^{1/2} = \Sigma^{1/2} (\Sigma + \lambda I_d)^{-1} \Sigma^{1/2} = \Sigma^{1/2} \left(\Sigma^{-1/2} (I_d + \lambda \Sigma^{-1})^{-1} \Sigma^{-1/2} \right) \Sigma^{1/2} = (I_d + \lambda \Sigma^{-1})^{-1}.$$

It can be shown that the eigenvalues of $(I_d + \lambda \Sigma^{-1})^{-1}$ are given by $\lambda_j (\lambda_j + \lambda)^{-1}$ for $j = 1, \dots, d$, which completes the lemma. Similarly, Theorem 2 of Zhang et al., 2023 states that Equation (3) follows the distribution $M_k \mid x \sim \chi_k^2$; this can be immediately recovered by noting that $\Sigma_Z^{1/2} \Sigma_Z^{-1} \Sigma_Z^{1/2} = I_k$ and thus $\eta_j = 1$ for all $j = 1, \dots, d$. Thus, Equation (5) can serve as a starting point for establishing properties of any rerandomization method involving a quadratic form $Q_A(x)$, including methods not considered previously. To our knowledge, this classical result has not been leveraged in most rerandomization works; the only exception we know of is Lu et al., 2023, who considered rerandomization using quadratic forms within the context of cluster-based experiments. We discuss how our results complement their results in Section 4.4.

Given the distribution of $Q_A(v)$, we can specify some threshold $a > 0$ by which a randomization is deemed acceptable or not. Typically, this threshold a is determined by setting some acceptance probability $\alpha \in (0, 1)$, such that $\mathbb{P}(Q_A(v) \leq a) = \alpha$. When the eigenvalues η_1, \dots, η_d are not all equal, $Q_A(v)$ is distributed as the summation of independent Gamma random variables with probability distribution function (Moschopoulos, 1985)

$$f_Q(v) = \prod_{i=1}^n \sqrt{\frac{\eta_{(k)}}{\eta_i}} \sum_{k=0}^{\infty} \frac{\delta_k v^{n(2k-1/2)} \exp(-v/2\eta_{(k)})}{(2\eta_{(k)})^{n(2k+1/2)} \Gamma(n(2k+1/2))}$$

for $v > 0$ where $\eta_{(k)}$ is the smallest eigenvalue of $\Sigma^{1/2} A \Sigma^{1/2}$ and δ_k satisfies

$$\delta_{k+1} = \frac{1}{k+1} \sum_{i=1}^{k+1} \left[\frac{1}{2} \sum_{j=1}^n \left(1 - \frac{\eta_{(k)}}{\eta_j} \right)^i \right] \delta_{k+1-i}$$

where $\delta_0 = 1$. Unfortunately, this distribution is analytically intractable. Nonetheless, there are two simple options for choosing a . One, we can quickly determine a by Monte-Carlo simulation; since $Q_A(v) \sim \sum \eta_j \mathcal{Z}_j^2$ where $\mathcal{Z}_1, \dots, \mathcal{Z}_d \sim \mathcal{N}(0, 1)$, we can simulate from this distribution many times and then define a as an empirical quantile of these draws. Alternatively, we can approximate the distribution of $Q_A(v)$ using an extension of the Welch–Satterthwaite method (Stewart et al., 2007). When $v \sim \mathcal{N}(0, \Sigma)$ and $A \in \mathbb{R}^{d \times d}$ is a fixed, symmetric matrix, then $v^T A v$ approximately follows a Gamma(α_m, β_m) distribution, where

$$\alpha_m = \frac{\left(\sum_{j=1}^d \eta_j \right)^2}{2 \sum_{j=1}^d \eta_j^2} \quad \text{and} \quad \beta_m = \frac{2 \sum_{j=1}^d \eta_j^2}{\sum_{j=1}^d \eta_j}.$$

Then, we can define a as the α -quantile of the distribution of Gamma(α_m, β_m). Other approximations for the summation of independent Gamma random variables can be found in Bodenham & Adams, 2016.

4.2 Theoretical Properties

First, we note that under Quadratic Form Rerandomization all covariate mean differences, whether they are observed or unobserved, are centered at zero, and $\hat{\tau}$ is unbiased under Quadratic Form Rerandomization due to $Q_A(v)$ being symmetric in the treatment assignment W (Morgan & Rubin, 2012). The following results establish the covariance of the covariate mean differences under Quadratic Form Rerandomization.

Theorem 4.1. *Suppose that $\bar{X}_T - \bar{X}_C \mid x \sim \mathcal{N}(0, \Sigma)$, let $Q_A(x) = (\bar{X}_T - \bar{X}_C)^T A (\bar{X}_T - \bar{X}_C)$ such that $A \in \mathbb{R}^{d \times d}$ is positive-definite and that Σ and $\Sigma^{1/2} A \Sigma^{1/2}$ share an eigenbasis. Let $a > 0$. Then,*

$$\text{Cov}(\bar{X}_T - \bar{X}_C \mid x, Q_A(x) \leq a) = \Sigma^{1/2} \Gamma \left(\text{diag}\{(q_{j,\eta})_{1 \leq j \leq d}\} \right) \Gamma^T \Sigma^{1/2}$$

where $\Gamma \in \mathbb{R}^{d \times d}$ is the orthogonal matrix of eigenvectors of Σ and

$$q_{j,\eta} = \mathbb{E} \left[\mathcal{Z}_j^2 \mid x, \sum_{j=1}^d \eta_j \mathcal{Z}_j^2 \leq a \right] \quad (6)$$

where $\eta_1 \geq \dots \geq \eta_d$ are the eigenvalues of $\Sigma^{1/2} A \Sigma^{1/2}$, $\mathcal{Z}_1, \dots, \mathcal{Z}_d \sim \mathcal{N}(0, 1)$, and $q_{1,\eta} \leq \dots \leq q_{d,\eta} \leq 1$.

Corollary 4.1.1. *Under the assumptions of Theorem 4.1, the variance reduction of the k th covariate mean difference $(\bar{X}_T - \bar{X}_C)_k$ is $100(1 - v_{k,\eta})\%$ where*

$$v_{k,\eta} = \frac{(\Sigma^{1/2} \Gamma (\text{diag}\{(q_{j,\eta})_{1 \leq j \leq d}\}) \Gamma^T \Sigma^{1/2})_{kk}}{\Sigma_{kk}}.$$

Corollary 4.1.2. *The eigenvalues of the matrix $\text{Cov}(\bar{X}_T - \bar{X}_C \mid x, Q_A(x) \leq a)$ are given by $q_{1,\eta} \lambda_1, \dots, q_{d,\eta} \lambda_d$ where $\lambda_1, \dots, \lambda_d$ are the eigenvalues Σ .*

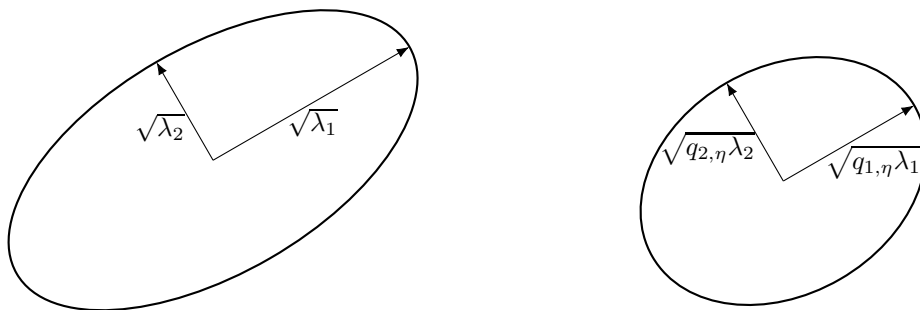
For the duration of the paper we assume that Σ and $\Sigma^{1/2} A \Sigma^{1/2}$ share an eigenbasis. That is to say, there exists some invertible matrix $P \in \mathbb{R}^{d \times d}$ such that $P^{-1}(\Sigma^{1/2} A \Sigma^{1/2})P = D_1$ and $P^{-1}\Sigma P = D_2$ where D_1 and D_2 are diagonal matrices. While this class of matrices encompass classical methods such as Ridge, Mahalanobis, or PCA Rerandomization, it is useful to reflect on the geometry implied by Theorem 4.1 in order to better understand the range of possible choices of A .

We can view Quadratic Form Rerandomization in terms of the shape of its covariance matrix. Theorem 4.1 implies that balancing on a quadratic form (such that Σ and $\Sigma^{1/2} A \Sigma^{1/2}$ share an eigenbasis) scales the eigenvectors of Σ by $q_{j,\eta}$, thereby changing its shape. This intuition is visualized in Figure 1. Consequently, we can view the class of Quadratic Form Rerandomization methods as the set of all ellipsoidal constraints on the covariance of the covariate mean differences. While there are other possible shape-based constraints that could be applied (ones that cannot be written as a quadratic form), the ellipsoid is a natural choice as it directly manipulates the eigenstructure of Σ . In Morgan & Rubin, 2012, the authors suggest that a benefit of Mahalanobis Rerandomization is that the covariance structure stays the same after rerandomization. Soon, we discuss the costs and benefits of changing the shape of the covariance matrix after rerandomization.

Finally, throughout the paper (and proofs of the results) we make use of an approximation for $q_{1,\eta}, \dots, q_{d,\eta}$ derived in the supplemental material of Lu et al., 2023. They show that for $j = 1, \dots, d$,

$$q_{j,\eta} = \mathbb{E} \left[\mathcal{Z}_j^2 \mid x, \sum_{\tilde{j}=1}^d \eta_{\tilde{j}} \mathcal{Z}_{\tilde{j}}^2 \leq a \right] = \frac{p_d}{\eta_j} \det(\Sigma^{1/2} A \Sigma^{1/2})^{1/d} \alpha^{2/d} + o(\alpha^{2/d}) \quad (7)$$

where $p_d = \frac{2\pi}{d+2} \left(\frac{2\pi^{d/2}}{d\Gamma(d/2)} \right)^{-2/d}$ and η_1, \dots, η_d are the eigenvalues of $\Sigma^{1/2} A \Sigma^{1/2}$. Note that the remainder term $o(\alpha^{2/d})$ is taken for a fixed d as $\alpha \rightarrow 0$. Thus, the remainder will be small for α close to zero, since the remainder must converge to zero faster than $\alpha^{2/d}$. The terms p_d and $\alpha^{2/d}$ act as scaling factors depending on the number of covariates and acceptance probability; $q_{j,\eta}$ is increasing in d and decreasing in α . Intuitively, this result tells us that the choice of A changes the values of $q_{1,\eta}, \dots, q_{d,\eta}$ primarily through the inverse of its eigenvalues, $\frac{1}{\eta_1}, \dots, \frac{1}{\eta_d}$, as well as how it changes the determinant of $\Sigma^{1/2} A \Sigma^{1/2}$.



(a) Covariance matrix before rerandomization. (b) Covariance matrix after rerandomization.

Figure 1: Change in eigenstructure after hypothetical Quadratic Form Rerandomization when there are two covariates. Here, the covariate matrix Σ has eigenvalues λ_1 and λ_2 before rerandomization; after Quadratic Form Rerandomization, these eigenvalues are scaled by $q_{j,\eta}$ in Equation (6). Because the $q_{j,\eta}$ are not necessarily constant, Quadratic Form Rerandomization can change not just the size but also the shape of the covariance matrix.

4.3 Choosing the Optimal Quadratic Form With No Outcome Information

Because Quadratic Form Rerandomization depends on the choice of the matrix A , it's natural to wonder what choice is most preferable given the covariates x . Here, we determine which choice of A is optimal, in the sense of reducing the covariance matrix of the covariate mean differences. Importantly, we explore optimality without assuming that there is any information about the potential outcomes available before the experiment is conducted. Others, such as Lu et al., 2023 and Liu et al., 2023 have derived rerandomization methods that are optimal asymptotically, but in order to implement these optimal methods in practice, one must have information about how the covariates are related to potential outcomes. Thus, our optimality results provide guidance on how to choose the matrix A when no outcome information is available when conducting a rerandomized experiment.

We will define two ways of quantifying covariance reduction. First, we consider minimizing a measure of the size of the covariance matrix. A natural norm to consider is the Frobenius norm, given by $\|M\|_F^2 = \sum_{j=1}^d \sigma_j(M)$ for some $M \in \mathbb{R}^{d \times d}$ where $\sigma_j(M)$ are the singular values of M , or equivalently, the square root

of the eigenvalues of $M^T M$. This is a natural norm to consider because $M^T M$ is proportional to the sample covariance matrix of M . Second, we consider maximizing the total variance reduction $\sum_{j=1}^d (1 - q_{j,\eta})$. We will find that $A = I_d$ (Euclidean Rerandomization) is optimal for the former, and $A = \Sigma^{-1}$ (Mahalanobis Rerandomization) is optimal for the latter. In Section 4.4 we consider how reductions to the covariance matrix impact the variance reduction of the mean-difference estimator. There, we find that Euclidean Rerandomization is minimax optimal, in the sense that the mean-difference estimator’s precision is never too far from the optimal choice, regardless of the relationship between covariates and outcomes. The following theorem establishes that the choice $A = I_d$ is optimal for minimizing the Frobenius norm of the covariance matrix.

Theorem 4.2. *Suppose that $\bar{X}_T - \bar{X}_C \mid x \sim \mathcal{N}(0, \Sigma)$. Then, for all positive-definite matrices $A \in \mathbb{R}^{d \times d}$, $A = I_d$ (i.e., Euclidean Rerandomization) minimizes the Frobenius norm of the covariance of the covariate mean differences after rerandomization. In other words,*

$$\|Cov(\bar{X}_T - \bar{X}_C \mid x, Q_{I_d}(x) \leq a)\|_F \leq \|Cov(\bar{X}_T - \bar{X}_C \mid x, Q_A(x) \leq a)\|_F + o(\alpha^{2/d})$$

for all positive-definite matrices A where $Q_{I_d}(x) = (\bar{X}_T - \bar{X}_C)^T I_d (\bar{X}_T - \bar{X}_C)$.

Note that while the Frobenius norm will grow with the number of covariates included, the remainder term will remain small for sufficiently small α . Indeed, in Section 5 we validate via simulation that the inequality in Theorem 4.2 without the remainder term holds across different covariate dimensions d . To our knowledge, Euclidean Rerandomization has not been previously studied in the literature, so we will take a moment to discuss the intuition behind this method. First, note that our definition of $Q_{I_d}(x)$ requires the covariates to be standardized such that they each have unit variance. While other methods such as Mahalanobis Rerandomization are affine invariant, this is not the case for Euclidean Rerandomization - thus, if the covariates have not been standardized, then Euclidean Rerandomization’s performance may suffer. Second, because $Q_{I_d}(x) \sim \sum_{j=1}^d \lambda_j \mathcal{Z}_j^2$ where $\lambda_1, \dots, \lambda_d$ are the eigenvalues of Σ , it follows that under Euclidean Rerandomization, the variance reduction factors are given by $q_{j,\lambda} = \mathbb{E}[\mathcal{Z}_j^2 \mid x, \sum_{j=1}^d \lambda_j \mathcal{Z}_j^2 \leq a]$. Importantly, the weights applied to $\mathcal{Z}_1^2, \dots, \mathcal{Z}_d^2$ are the eigenvalues of Σ . As shown in Figure 2, this manifests in a spherical acceptance region where the magnitude of each direction of variation are equal after Euclidean Rerandomization. As a result, there is a much greater variance reduction applied to the top eigenvectors of Σ , and much less applied to the bottom eigenvectors. Theorem 4.2 implies that in order to control the “size” of the covariance matrix after Quadratic Form Rerandomization, the best thing we can do is ensure all directions of variation are of equal magnitude.

Whereas Euclidean Rerandomization minimizes the Frobenius norm of the covariance matrix after Quadratic Form Rerandomization, the following theorem establishes that $A = \Sigma^{-1}$ maximizes the total variance reduction applied to the eigenvectors of Σ .

Theorem 4.3. *Suppose that $\bar{X}_T - \bar{X}_C \mid x \sim \mathcal{N}(0, \Sigma)$. Then, for all positive-definite matrices A , the matrix $A = \Sigma^{-1}$ maximizes the total variance reduction applied to the eigenvectors of Σ . In other words,*

$$\sum_{j=1}^d v_a \leq \sum_{j=1}^d q_{j,\eta} + o(\alpha^{2/d})$$

where $v_a = \mathbb{P}(\chi_{d+2}^2 \leq a) / \mathbb{P}(\chi_d^2 \leq a)$ is the variance reduction factor for Mahalanobis Rerandomization, and $q_{j,\eta}$, defined in Equation (6), represents the variance reduction factors under Quadratic Form Rerandomization for any other positive-definite matrix $A \in \mathbb{R}^{d \times d}$.

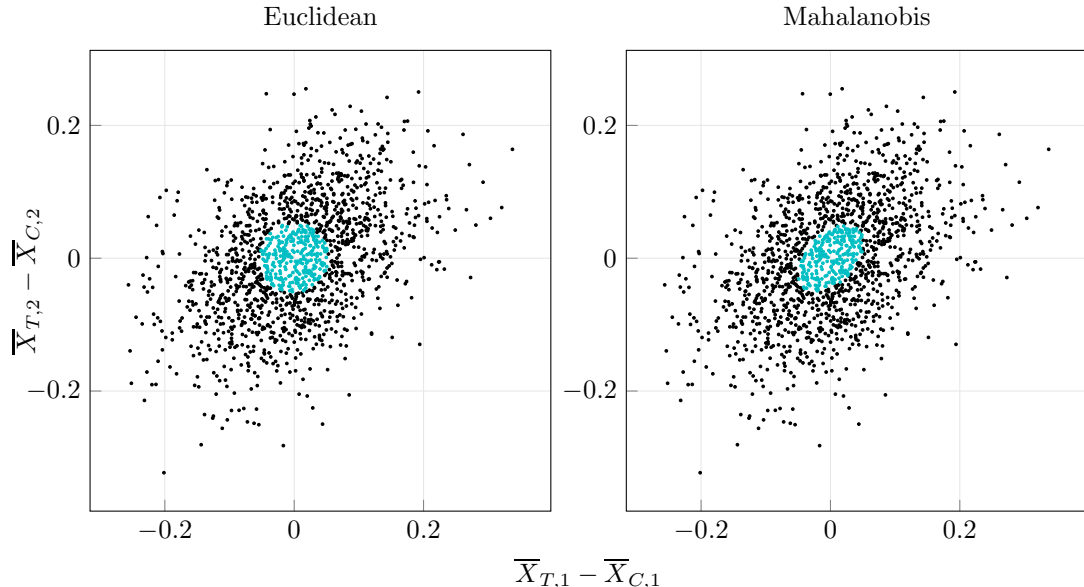


Figure 2: Acceptance region under Euclidean Rerandomization and Mahalanobis Rerandomization for a toy dataset with two covariates, such that $\mathbb{V}(X_1) = \mathbb{V}(X_2) = 1$ and $\text{Cov}(X_1, X_2) = 0.5$. Each dot represents one randomization and the acceptance threshold $\alpha = 0.15$ for each method.

Taken together, Theorem 4.2 and Theorem 4.3 illustrate that Euclidean Rerandomization and Mahalanobis Rerandomization represent two extremes of a spectrum of rerandomization methods. On one side of the spectrum, Mahalanobis Rerandomization leaves the shape of the covariance matrix unchanged; it only scales the eigenvectors by v_a such that there is an equal variance reduction for all eigenvectors. Meanwhile, Euclidean Rerandomization scales each eigenvector by a different factor $q_{j,\lambda}$ such that each of the eigenvectors after rerandomization has the same magnitude. Ultimately, the method that best reduces the variance of $\hat{\tau}$ depends on the relationship between the covariates and the outcomes. In the next section, we illustrate how any given relationship between covariates and potential outcomes implies that a particular A is optimal for minimizing the variance of $\hat{\tau}$. We then establish that Euclidean Rerandomization is minimax optimal, in the sense that the variance of $\hat{\tau}$ after Euclidean Rerandomization is never too far from the minimum variance of $\hat{\tau}$, regardless of the covariates' relationship to the potential outcomes

4.4 Variance reduction of the mean-difference estimator $\hat{\tau}$

In the previous section, we established that certain choices of A are optimal in terms of covariate balance: $A = I_d$ is optimal in terms of minimizing the Frobenius norm of $\text{Cov}(\bar{X}_T - \bar{X}_C \mid x)$ after Quadratic Form Rerandomization, and $A = \Sigma^{-1}$ is optimal for maximizing the total variance reduction applied to the eigenvectors of Σ . However, our goal is not just to obtain covariate balance, but also to estimate the average treatment effect (ATE) τ precisely. In this section, we establish how the relationship between covariates and potential outcomes suggests an optimal choice of A , in terms of minimizing the variance of the mean-difference estimator. To make this connection, we must quantify how the covariates are related to the potential outcomes. Following other works on rerandomization (Morgan & Rubin, 2012; Branson & Shao, 2021; Zhang et al., 2023), for simplicity we suppose the treatment effect is additive, although we stress that this assumption is for ease of interpretation. Then, regardless of the true relationship between the potential

outcomes and covariates, we can write

$$Y_i(W_i) = \beta_0 + x_i\beta + \tau W_i + \varepsilon_i \quad (8)$$

where $\beta_0 + x_i\beta$ represent the linear projection of $Y_i(0)$ onto $(1, x_i)$ and ε_i is a residual that encompasses deviations from this projection. Importantly, it will be convenient for future results to instead define the relationship between the potential outcomes and covariates in terms of the principal components $Z = xV$. Since Z is just a linear combination of the covariates, we can write Equation (8) as $Y_i(W_i) = \beta_0 + Z_i\beta_Z + \tau W_i + \varepsilon_i$ where $\beta_Z = V^T\beta$. Then, it can be shown that the variance of $\hat{\tau}$ after complete randomization is given by

$$\mathbb{V}(\hat{\tau} | x) = (V\beta_Z)^T \text{Cov}(\bar{X}_T - \bar{X}_C | x) V\beta_Z + \mathbb{V}(\bar{\varepsilon}_T - \bar{\varepsilon}_C | x). \quad (9)$$

If we wanted to avoid the additivity assumption, we could instead define an outcome model following W. Lin, 2013 that allows for non-additivity, i.e.,

$$Y_i(W_i) = \beta_0 + X_i\beta_X + \beta_W W_i + \beta_{WX} W_i(X_i - \bar{X}) + \varepsilon_i(W_i) \quad (10)$$

where $\varepsilon_i(1)$ is a residual that encompasses deviations from the projection of $Y_i(1)$ onto $(1, x_i)$ and $\varepsilon_i(0)$ from the projection of $Y_i(0)$ onto $(1, x_i)$. Then, one can find that the variance of $\hat{\tau}$ is given by

$$\mathbb{V}(\hat{\tau} | x) = \tilde{\beta}^T \text{Cov}(\bar{X}_T - \bar{X}_C | x) \tilde{\beta} + \mathbb{V}(\bar{\varepsilon}_T(1) - \bar{\varepsilon}_C(0) | x)$$

where $\tilde{\beta} := \beta_X + (1-p)\beta_{WX}^T$, i.e. the average of the slopes in treatment and control. Functionally, this is identical to Equation (9); all that differs is the interpretation of the coefficients and residuals. Thus, we focus on Equation (9) with the additivity assumption for ease of interpretation. The following theorem establishes that Quadratic Form Rerandomization always reduces the variance of $\hat{\tau}$, compared to complete randomization.

Theorem 4.4. *Suppose $\bar{X}_T - \bar{X}_C \sim \mathcal{N}(0, \Sigma)$, $A \in \mathbb{R}^{d \times d}$ is a positive-definite matrix, and the treatment effect τ is additive as defined in Equation (9). Then, the difference in variances of $\hat{\tau}$ between complete randomization and Quadratic Form Rerandomization is given by*

$$\mathbb{V}(\hat{\tau} | x) - \mathbb{V}(\hat{\tau} | x, Q_A(x) \leq a) = \sum_{j=1}^d \beta_{Z,j}^2 \lambda_j (1 - q_{j,\eta}) \geq 0 \quad (11)$$

where $\beta_{Z,j}^2$ is the squared j th coefficient of the linear projection of the potential outcomes onto the principal components and $\lambda_1, \dots, \lambda_d$ are the eigenvalues of Σ .

This result clarifies that the variance reduction of $\hat{\tau}$ depends on how each principal component is related to the outcome, given by β_Z , as well as the eigenvalues λ_j and their variance reduction factors $q_{j,\eta}$. Thus, rerandomization methods that place more importance on reducing the variance of the top k principal components (e.g. Euclidean, Ridge, and PCA Rerandomization) will result in small $\mathbb{V}(\hat{\tau} | x, Q_A(x) \leq a)$ only if these top components are indeed strongly related to the potential outcomes. On the other hand, if the bottom $d - k$ principal components are relatively important predictors of the potential outcomes, rerandomization methods that do not penalize these terms (such as Mahalanobis Rerandomization) perform better than other methods. We explore this phenomenon further via simulation in Section 5. Meanwhile,

the following corollary communicates how any Quadratic Form Rerandomization compares to Mahalanobis Rerandomization, Ridge Rerandomization, and PCA Rerandomization, in terms of $\mathbb{V}(\hat{\tau} \mid x, Q_A(x) \leq a)$.

Corollary 4.4.1. *Under the assumptions in Theorem 4.4, we have the following closed-form differences in the variance of $\hat{\tau}$ between Quadratic Form Rerandomization and other rerandomization schemes:*

$$\begin{aligned} \text{Mahalanobis: } \mathbb{V}(\hat{\tau} \mid x, M \leq a) - \mathbb{V}(\hat{\tau} \mid x, Q_A(x) \leq a) &= \sum_{j=1}^d \beta_{Z,j}^2 \lambda_j (v_a - q_{j,\eta}) \\ \text{Ridge: } \mathbb{V}(\hat{\tau} \mid x, M_\lambda \leq a) - \mathbb{V}(\hat{\tau} \mid x, Q_A(x) \leq a) &= \sum_{j=1}^d \beta_{Z,j}^2 \lambda_j (d_{j,\lambda} - q_{j,\eta}) \\ \text{PCA: } \mathbb{V}(\hat{\tau} \mid x, M_k \leq a) - \mathbb{V}(\hat{\tau} \mid x, Q_A(x) \leq a) &= \sum_{j=1}^k \beta_{Z,j}^2 \lambda_j (v_{a_k} - q_{j,\eta}) + \sum_{j=k+1}^d \beta_{Z,j}^2 \lambda_j (1 - q_{j,\eta}) \end{aligned}$$

where $v_a = \mathbb{P}(x_{d+2}^2 \leq a) / \mathbb{P}(x_d^2 \leq a)$, $v_{a_k} = \mathbb{P}(x_{k+2}^2 \leq a) / \mathbb{P}(x_k^2 \leq a)$ and $d_{j,\lambda}$ is defined in Equation (2).

Theorem 4.4 quantifies how much Quadratic Form Rerandomization reduces the variance of $\hat{\tau}$, compared to complete randomization. Meanwhile, the following theorem establishes the choice of A that maximizes this reduction.

Theorem 4.5. *Suppose that Equation (9) holds, i.e. that the treatment effect is additive. If we assume $\overline{X}_T - \overline{X}_C \mid x \sim \mathcal{N}(0, \Sigma)$, then for all positive-definite matrices $A \in \mathbb{R}^{d \times d}$, the matrix*

$$A^* = \Gamma \begin{pmatrix} \beta_{Z,1}^2 & & 0 \\ & \ddots & \\ 0 & & \beta_{Z,d}^2 \end{pmatrix} \Gamma^T \quad (12)$$

minimizes the variance of the mean-difference estimator, i.e.,

$$\mathbb{V}(\hat{\tau} \mid x, Q_{A^*}(x) \leq a) \leq \mathbb{V}(\hat{\tau} \mid x, Q_A(x) \leq a) + o(\alpha^{2/d})$$

where Γ is the orthogonal matrix of eigenvectors of Σ .

Note that the matrix A^* is unique only up to its eigenvalues: any matrix A such that the eigenvalues of $\Sigma^{1/2} A \Sigma^{1/2}$ are $\beta_{Z,1}^2 \lambda_1, \dots, \beta_{Z,d}^2 \lambda_d$ will also minimize the variance of $\hat{\tau}$ under Quadratic Form Rerandomization. Theorem 4.5 is similar to Theorem 1 of Liu et al., 2023 and Theorem 4 of Lu et al., 2023, but for finite samples; i.e., the aforementioned results rely on asymptotic arguments, whereas Theorem 4.5 does not. The optimal matrix A^* in Theorem 4.5 can only be computed if the β_Z are known before the experiment is conducted, and thus typically selecting A^* is infeasible. However, there are cases where outcome information may be available before the start of a rerandomized experiment, e.g. if baseline outcome measures are recorded, or if a smaller pilot experiment was conducted beforehand (Liu et al., 2023).

The following corollary provides an interesting comparison to Theorem 3.2 of Morgan & Rubin, 2012; when the treatment effect is additive, we can approximate the optimal percent reduction in variance to the mean-difference estimator.

Corollary 4.5.1. *Suppose that $\overline{X}_T - \overline{X}_C \mid x \sim \mathcal{N}(0, \Sigma)$, the treatment effect τ is additive, and $A^* \in \mathbb{R}^{d \times d}$ the optimal matrix defined in Theorem 4.5. Then,*

$$\mathbb{V}(\hat{\tau} \mid x, Q_{A^*}(x) \leq a) \approx (1 - (1 - v_a^*)R^2)\mathbb{V}(\hat{\tau} \mid x)$$

where R^2 is the multiple squared correlation between the potential outcomes and x and

$$v_a^* = \frac{\mathbb{P}(X(\alpha_m + 1, \beta_m) \leq a)}{\mathbb{P}(X(\alpha_m, \beta_m) \leq a)}$$

where $X(\cdot, \cdot) \sim \text{Gamma}(\cdot, \cdot)$ such that $\alpha_m = \frac{(\sum_{j=1}^d \beta_{Z,j}^2 \lambda_j)^2}{2 \sum_{j=1}^d (\beta_{Z,j}^2 \lambda_j)^2}$ and $\beta_m = \frac{2 \sum_{j=1}^d (\beta_{Z,j}^2 \lambda_j)^2}{\sum_{j=1}^d \beta_{Z,j}^2 \lambda_j}$.

The approximation in Corollary 4.5.1 is only due to the Gamma approximation of the distribution of $Q_{A^*}(x)$, as discussed in Section 4.1. Thus, the difference between the optimal variance reduction and the reduction under Mahalanobis Rerandomization is approximately $(v_a^* - v_a)R^2$. Another consequence of Theorem 4.5 is that for any positive-definite matrix A , there exists some β_Z such that A is optimal for reducing the variance of $\hat{\tau}$.

Corollary 4.5.2. *Suppose that $\overline{X}_T - \overline{X}_C \mid x \sim \mathcal{N}(0, \Sigma)$ and the treatment effect τ is additive. Then, for any given positive-definite matrix $A \in \mathbb{R}^{d \times d}$, if $\beta_Z^2 = (\eta_1/\lambda_1, \dots, \eta_d/\lambda_d)^T$ where η_1, \dots, η_d are the eigenvalues of $\Sigma^{1/2} A \Sigma^{1/2}$, then A maximizes the difference $\mathbb{V}(\hat{\tau} \mid x) - \mathbb{V}(\hat{\tau} \mid x, Q_A(x) \leq a)$.*

Thus, depending on β_Z , any rerandomization method could be optimal for reducing the variance of the mean-difference estimator. In order to provide guidance on how to choose A when β_Z is unknown, it is useful to quantify the difference between the variance reduction of Quadratic Form Rerandomization using the optimal A^* and that of Quadratic Form Rerandomization using any other A . In the following theorem, we show that among all positive-definite choices of A when β_Z is unknown, Euclidean Rerandomization is minimax optimal.

Theorem 4.6. *Suppose that $\overline{X}_T - \overline{X}_C \mid x \sim \mathcal{N}(0, \Sigma)$, the treatment effect τ is additive, $A \in \mathbb{R}^{d \times d}$ is some positive-definite matrix, let $c > 0$, and let β_Z be unknown. Then, A such that $\eta_j \propto \lambda_j$ for all $j = 1, \dots, d$ minimizes the maximum difference between the optimal quadratic form and any other choice of A , given by*

$$\min_{A \in \mathbb{R}^{d \times d} \mid \|\beta_Z\|_2 \leq c} \max |\mathbb{V}(\hat{\tau} \mid x, Q_{A^*}(x) \leq a) - \mathbb{V}(\hat{\tau} \mid x, Q_A(x) \leq a)|.$$

Note that $A = I_d$ satisfies the proportionality requirement for minimax optimality. We assume $\|\beta_Z\|_2 \leq c$ because by Equation (11) if β_Z is unbounded the difference in variances may be infinite. Thus, Theorem 4.6 suggests that Euclidean rerandomization is a “safe” choice, in the sense that the variance of the mean-difference estimator is never too far from the optimal choice. We can provide some intuition behind this result by considering the variance reduction factors under Euclidean Rerandomization, $q_{j,\lambda}$, and under the optimal A^* , which we define as $q_{j,\beta\lambda}^*$:

$$q_{j,\lambda} = \mathbb{E} \left[\mathcal{Z}_j^2 \mid x, \sum_{j=1}^d \lambda_j \mathcal{Z}_j^2 \leq a \right] \text{ and } q_{j,\beta\lambda}^* = \mathbb{E} \left[\mathcal{Z}_j^2 \mid x, \sum_{j=1}^d \beta_{Z,j}^2 \lambda_j \mathcal{Z}_j^2 \leq a \right]$$

where $\mathcal{Z}_1, \dots, \mathcal{Z}_d \sim \mathcal{N}(0, 1)$. Informally, these results suggest that if $\beta_{Z,1}^2, \dots, \beta_{Z,d}^2$ are thought of as unknown

weights applied to the eigenvalues of Σ , Euclidean Rerandomization ensures that each eigenvalue is only off from the optimal choice by at most $\beta_{Z,j}^2$.

We can further establish heuristic intuition for this result by considering the singular values of the covariance matrix of the covariate mean differences after rerandomization. By Rudelson & Vershynin, 2010, the minimum and maximum singular values of $\text{Cov}(\bar{X}_T - \bar{X}_C \mid x, Q_A(x) \leq a)$ represent the largest c_1 and smallest c_2 such that

$$c_1 \|\beta\|_2 \leq \beta^T \text{Cov}(\bar{X}_T - \bar{X}_C \mid x, Q_A(x) \leq a) \beta \leq c_2 \|\beta\|_2 \quad (13)$$

where $c_1 = \sigma_d(x)$ and $c_2 = \sigma_1(x)$ are the minimum and maximum singular value of $\text{Cov}(\bar{X}_T - \bar{X}_C \mid x, Q_A(x) \leq a)$. Under Euclidean Rerandomization's spherical acceptance region $\sigma_1(x) = \sigma_d(x)$, so it follows that

$$\beta^T \text{Cov}(\bar{X}_T - \bar{X}_C \mid x, Q_{I_d}(x) \leq a) \beta = \|\text{Cov}(\bar{X}_T - \bar{X}_C \mid x, Q_{I_d}(x) \leq a)\|_{\text{op}} \|\beta\|_2$$

where $\|\cdot\|_{\text{op}}$ denotes the operator norm, i.e., the maximum singular value. Thus, under Euclidean Rerandomization we achieve the lower bound in Equation (13). As Christopher Harshaw & Zhang, 2023 note, holding the magnitude of $\|\beta\|_2$ fixed when the operator norm is small, the variance of $\hat{\tau}$ will also be small regardless of the relationship between the potential outcomes and covariates. This intuition ties back to Theorem 4.2 since the Frobenius and operator norms are equivalent in the sense that for some matrix M with rank d , $\|M\|_{\text{op}} \leq \|M\|_F \leq \sqrt{d} \|M\|_{\text{op}}$.

4.5 Principal Component Analysis & Quadratic Form Rerandomization

All of the results in the previous section assumed that the matrix A is positive-definite, i.e., that all of its eigenvalues are strictly positive. This assumes that all covariates (as well as principal components) are given non-zero weight when implementing Quadratic Form Rerandomization. We can relax this assumption to positive semi-definite matrices by considering the setting where Quadratic Form Rerandomization is implemented on only the top k principal components, a generalization of the setting described in Zhang et al., 2023. Define

$$Q_A^k(z) := (\bar{Z}_T^{(k)} - \bar{Z}_C^{(k)})^T A_k (\bar{Z}_T^{(k)} - \bar{Z}_C^{(k)}) \quad (14)$$

as the quadratic form associated with the top k principal components, where $k \leq d$ and A_k is a positive-definite matrix. The following theorem establishes the covariance matrix of the covariate mean differences under PCA Quadratic Form Rerandomization.

Theorem 4.7. *Suppose $\bar{X}_T - \bar{X}_C \mid x \sim \mathcal{N}(0, \Sigma)$ and $A \in \mathbb{R}^{k \times k}$ is a positive-definite matrix. Then,*

$$\text{Cov}(\bar{X}_T - \bar{X}_C \mid x, Q_A^k(z) \leq a) = \Sigma^{1/2} V \begin{pmatrix} \text{diag}(q_{j,\eta}(k))_{1 \leq j \leq k} & 0 \\ 0 & I_{d-k} \end{pmatrix} V^T \Sigma^{1/2}$$

where V is the orthogonal matrix of singular vectors from the singular value decomposition $x = UDV^T$,

η_1, \dots, η_k are the eigenvalues of $\Lambda^{1/2} A_k \Lambda^{1/2}$ and

$$q_{j,\eta}(k) = \mathbb{E} \left[\mathcal{Z}_j^2 \mid x, \sum_{j=1}^k \eta_j \mathcal{Z}_j^2 \leq a \right]$$

where $\mathcal{Z}_1, \dots, \mathcal{Z}_k \sim \mathcal{N}(0, 1)$.

PCA Quadratic Form Rerandomization acts as an extension to positive semi-definite matrices because for some $k < d$, there exists an equivalence between a positive semi-definite matrix $A \in \mathbb{R}^{d \times d}$ and a positive-definite $A' \in \mathbb{R}^{k \times k}$. For example, the M_k used in Zhang et al., 2023 can either be defined using the positive-definite $k \times k$ matrix Σ_Z as in Equation (3), or it can be defined as the $d \times d$ positive semi-definite matrix in Equation (4). Thus, a natural question is how one should choose the number of principal components $k < d$ to include in Quadratic Form Rerandomization.

Although Zhang et al., 2023 discuss decision rules for the number of principal components to include, their rules are only based on the percentage of variance explained. Instead, we consider selecting principal components via a cost-benefit calculation: we will drop a principal component only if the benefit in added variance reduction outweighs the cost of omitting this principal component. Theorem 4.4 shows that the difference in variances between the full-covariates quadratic form $Q_A^d(x)$ and the reduced quadratic form $Q_A^k(x)$ is given by

$$\mathbb{V}(\hat{\tau} \mid x, Q_A^d(x) \leq a) - \mathbb{V}(\hat{\tau} \mid x, Q_A^k(x) \leq a) = \sum_{j=1}^d \beta_{Z,j}^2 \lambda_j q_{j,\eta}(d) - \left(\sum_{j=1}^k \beta_{Z,j}^2 \lambda_j q_{j,\eta}(k) + \sum_{j=k+1}^d \beta_{Z,j}^2 \lambda_j \right).$$

After rearranging, we can see that $\mathbb{V}(\hat{\tau} \mid x, Q_A^d(x) \leq a) - \mathbb{V}(\hat{\tau} \mid x, Q_A^k(x) \leq a) \geq 0$ if and only if

$$\sum_{j=1}^k \beta_{Z,j}^2 \lambda_j (q_{j,\eta}(d) - q_{j,\eta}(k)) \geq \sum_{j=k+1}^d \beta_{Z,j}^2 \lambda_j (1 - q_{j,\eta}(d)).$$

Thus, it is preferable to drop the bottom $d - k$ principal components if $\beta_{Z,j}^2 \lambda_j$ is very small for $j \in \{k + 1, \dots, d\}$. When β_Z is known, we propose the following decision rule,

$$k = \arg \max_j \left\{ \sum_{i=1}^j \beta_{Z,i}^2 \lambda_i (q_{i,\eta}(d) - q_{i,\eta}(j)) - \sum_{i=j+1}^d \beta_{Z,i}^2 \lambda_i (1 - q_{i,\eta}(d)) \right\}. \quad (15)$$

Meanwhile, when β_Z is unknown, an analogous decision rule is:

$$k = \arg \max_j \left\{ \sum_{i=1}^j \lambda_i (q_{i,\eta}(d) - q_{i,\eta}(j)) - \sum_{i=j+1}^d \lambda_i (1 - q_{i,\eta}(d)) \right\}. \quad (16)$$

Henceforth, we will refer to Equation (16) as the Weighted Eigenvalue rule. Equation (15) suggests that, when β_Z is known, it can be preferable in terms of precision to implement Quadratic Form Rerandomization using only the first k principal components, rather than the full set of components d . However, in practice, β_Z is typically not known at the start of the experiment. In this case, Equation (16) selects k such that the variance reduction benefits applied to the top principal components maximally outweighs the costs incurred

to the bottom principal components. Nonetheless, this may result in less precision for the mean-difference estimator if the bottom principal components are strongly related to the potential outcomes. As discussed in Liu et al., 2023, there are settings where researchers may have information about β_Z before the start of an experiment, e.g. from a pilot study to estimate β_Z . In this case, one could implement Equation (15) using estimates of β_Z ; however, this is beyond the scope of this paper, and thus we leave this possibility for future work.

Computationally, Equation (16) is implemented by searching all $j = 1, \dots, d$ possible values. This can be computationally intensive, especially since $q_{j,\eta}(k)$ has to be approximated through Monte-Carlo simulation at each step. As discussed earlier, an alternative way to preferentially upweight the top principal components without dropping components is via Euclidean Rerandomization, i.e. setting $A = I_d$. In fact, one could place further preference on the top principal components by setting $A = \Sigma$, because in this case the eigenvalues of $\Sigma^{1/2}A\Sigma^{1/2}$ will be $\eta_j = \lambda_j^2$ for $j = 1, \dots, d$. This method is fast to implement, and in Section 5 we find that it performs particularly well in high-dimensional settings, although it may not be as robust as Euclidean Rerandomization. Finally, note that this method can be generalized to any power of λ_j , depending on the desired weighting of the eigenvectors, by choosing $A = \Sigma^c$ for some possibly fractional-power $c \geq 0$. In later sections of the paper, we will refer to this choice of A as Squared Euclidean Rerandomization when $c = 1$.

4.6 Conducting Inference Post-Rerandomization

The previous sections discuss the design stage of a randomized experiment with Quadratic Form Rerandomization. Here, we discuss the analysis stage - i.e., how one conducts inference for the ATE after the experiment has been conducted. There are two primary ways inference can be conducted. The first is with a randomization-based confidence interval, as suggested in Morgan & Rubin, 2012 and outlined in Rosenbaum, 2002. This allows us to obtain valid, finite-population inference at the cost of computation time. Randomization-based confidence intervals are often constructed by inverting a sharp null hypothesis that specifies the relationship between potential outcomes. As an example, consider $H_0^\tau : Y_i(1) = Y_i(0) + \tau$ for $i = 1, \dots, n$ as our null hypothesis where $\tau \in \mathbb{R}$ is an additive treatment effect. If H_0^τ holds, then we can compute the potential outcomes for any given hypothetical randomization and set of observed outcomes. We can then conduct a randomization test for H_0^τ as follows:

1. Generate M hypothetical randomizations, where each $w^{(m)}$ for $m = 1, \dots, M$ is chosen by rerandomizing the treatment vector W until $Q_A(x) \leq a$ for some pre-specified $a > 0$.
2. Compute a test-statistic $t(w, x, y)$ across all M rerandomizations assuming that H_0^τ is true where y is the vector of observed outcomes.
3. Compute the randomization-based p -value, defined as

$$p = \frac{1 + \sum_{m=1}^M \mathbb{1}\left(|t(w^{(m)}, x, y)| > |t^{\text{obs}}|\right)}{M + 1}$$

where t^{obs} is the observed test-statistic and the 1 in the numerator and denominator is added to validly control the Type 1 error rate (Phipson & Smyth, 2010). Then, the randomization-based confidence interval is given by the set of τ such that we fail to reject H_0^τ .

The second way of conducting inference is by utilizing the asymptotic distribution of $\hat{\tau}$. The asymptotic distribution of $\hat{\tau}$ after rerandomizing with respect to a quadratic form was derived in Lu et al., 2023 in the context of cluster-based experiments. In treatment-versus-control randomized experiments, this distribution is given by

$$\sqrt{n}(\hat{\tau} - \tau) \mid nQ_A(x) \leq a \sim V_{\tau\tau}^{1/2} \left\{ (1 - R^2)^{1/2} \varepsilon + R\mu_x^T \mathcal{Z} \mid n\mathcal{Z}^T \Sigma^{1/2} A \Sigma^{1/2} \mathcal{Z} \leq a \right\}$$

where $\varepsilon \sim \mathcal{N}(0, 1)$, $\mathcal{Z} \sim \mathcal{N}(0, I_d)$, and

$$\begin{aligned} V_{\tau\tau} &= \frac{1}{p(n-1)} \sum_{i=1}^n (Y_i(1) - \bar{Y}(1))^2 + \frac{1}{(1-p)(n-1)} \sum_{i=1}^n (Y_i(0) - \bar{Y}(0))^2 - \frac{1}{n-1} \sum_{i=1}^n (\tau_i - \tau)^2 \\ V_{x\tau} &= \frac{1}{p(n-1)} \sum_{i=1}^n (Y_i(0) - \bar{Y}(0))(x_i - \bar{x})^T + \frac{1}{(1-p)(n-1)} \sum_{i=1}^n (Y_i(1) - \bar{Y}(1))(x_i - \bar{x})^T \\ \mu_x^T &= (V_{\tau x} \Sigma^{-1} V_{x\tau})^{-1/2} V_{\tau x} \Sigma^{-1/2}. \end{aligned}$$

and R^2 is the asymptotic multiple squared correlation between the potential outcomes and x . In practice, $V_{\tau\tau}$ and $V_{x\tau}$ are estimated by sample variances and covariances, respectively, in treatment and control. Note that the variance of treatment effects $\frac{1}{n-1} \sum_{i=1}^n (\tau_i - \tau)^2$ is not estimable, so estimated intervals will be conservative. From here, we can easily obtain confidence intervals for τ by computing the quantiles of $\sqrt{n}(\hat{\tau} - \tau) \mid nQ_A(x) \leq a$, which can be done via Monte-Carlo simulation.

5 Simulations

In the previous section, we established optimality results that provide guidance for choosing A , both when there is outcome information available before the experiment and when there is not. To better understand how different rerandomization methods compare in practice, here we conduct a simulation study that compares several Quadratic Form Rerandomization methods: Euclidean, Mahalanobis, PCA (using the Mahalanobis distance on the top k principal components with k chosen by both the Kaiser rule and Equation (16)), and Squared Euclidean Rerandomization.

5.1 Design of the simulated data

As discussed in Section 4, the eigenstructure of the covariance matrix Σ plays an important role in determining the performance of rerandomization methods. To better understand how the eigenstructure impacts the performance of rerandomization methods, we simulate the eigenvalues of Σ as a uniform Dirichlet distribution with concentration parameter γ , scaled by the number of covariates d : i.e., $\lambda_1, \dots, \lambda_d \sim d \cdot \text{Dirichlet}(\gamma)$. As a result, $\sum_{j=1}^d \lambda_j = d = \text{tr}(\Sigma)$. The concentration parameter γ controls whether the eigenvalues are more or less uniform. As $\gamma \rightarrow 0$, the eigenvalues become more sparse and as $\gamma \rightarrow \infty$, the eigenvalues are more uniform. We consider concentration values $\gamma \in \{0.33, 1, 10\}$. As an illustration, the proportion of variance explained by the resulting eigenvalues for $d = 10$ covariates is shown in Figure 3. In what follows we refer to $\gamma = 0.33$ as “sparse” concentration, $\gamma = 1$ as “average”, and $\gamma = 10$ as “uniform.”

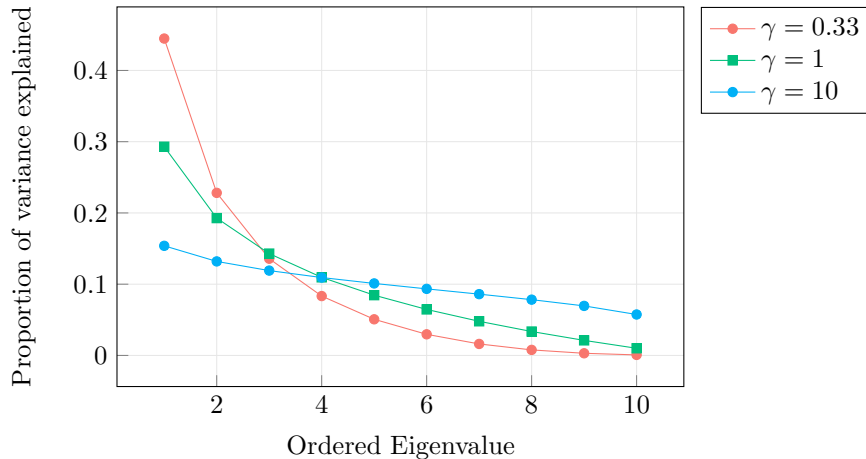


Figure 3: Eigenstructure depending on γ for $d = 10$. Plotted values are averaged across 100,000 draws.

We can use this assumed distribution on the eigenvalues to establish some initial intuition on how the variance reduction factors $q_{1,\eta}, \dots, q_{j,\eta}$ depend on the choice of A . When the eigenvalues of $\Sigma^{1/2}A\Sigma^{1/2}$ are not all equal, there is a differential percentage variance reduction applied to the eigenvectors of Σ . As an illustration when there are $d = 50$ covariates, Figure 4 shows that differential percentage variance reduction methods such as Euclidean and Squared Euclidean Rerandomization provide a much greater variance reduction to the top eigenvectors, but much less to bottom eigenvectors. Meanwhile, PCA Rerandomization applies two levels of variance reduction - one level to the top k principal components, and no reduction to the bottom $d - k$ principal components. Meanwhile, Mahalanobis Rerandomization applies a constant level of variance reduction across all eigenvalues.

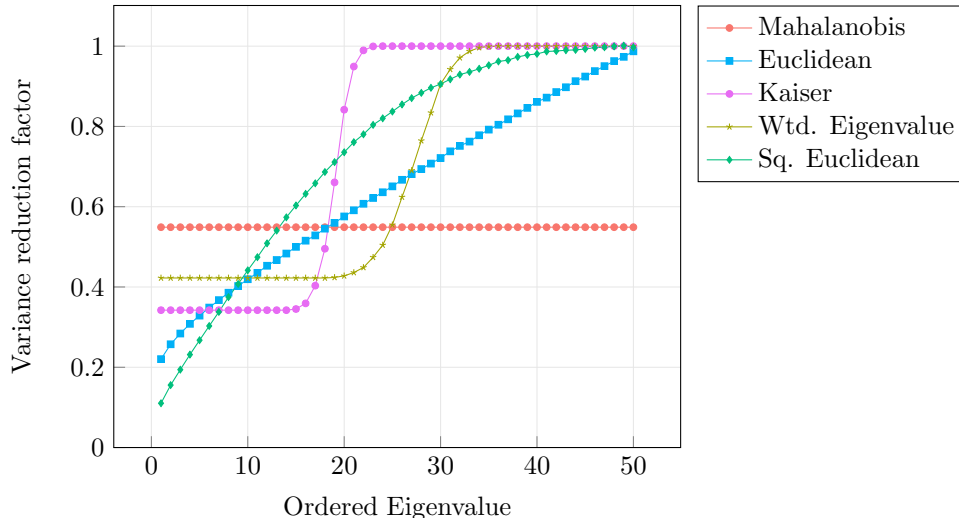


Figure 4: Variance reduction factors $q_{j,\eta}$ averaged over 10,000 draws of $\lambda_1, \dots, \lambda_d \sim d \cdot \text{Dirichlet}(\gamma = 1)$

After simulating the eigenvalues $\lambda_1, \dots, \lambda_d$ for a given d , we simulate our covariates as $X \sim \mathcal{N}(0, \Sigma)$ where $\Sigma = P(\text{diag}\{\lambda_1, \dots, \lambda_d\})P^T$ and $P \in \mathbb{R}^{d \times d}$ is a random orthogonal matrix. Note that after simulating X , we center and standardize each column such that their means are zero and variances are one. For each

simulation, we generate $n = 500$ observations where 250 units are sent to treatment and 250 units are sent to control. We define the potential outcomes $Y_i(0)$ and $Y_i(1)$ for unit i as

$$\begin{aligned} Y_i(0) &= \mathcal{N}(Z\beta_Z, 1) \\ Y_i(1) &= Y_i(0) + \tau \end{aligned}$$

where $\tau = 1$, $\beta_Z \in \mathbb{R}^d$, and $Z = XV$ are the principal components of X . For each choice of $\gamma \in \{0.33, 1, 10\}$ and $d \in \{5, 25, 50, 75, 100, 150, 200, 250\}$ we simulate 10,000 data sets and implement Mahalanobis, Euclidean, PCA, and Squared Euclidean Rerandomization for each. The acceptance probability α is set to 0.05. We consider three choices of β_Z :

- (i) $\beta_Z = (1/\sqrt{\lambda_1}, \dots, 1/\sqrt{\lambda_d})^T$, which preferentially weights the bottom principal components.
- (ii) $\beta_Z = (1, \dots, 1)^T$, which weights the principal components by the amount of variance they explain.
- (iii) $\beta_Z = (\sqrt{\lambda_1}, \dots, \sqrt{\lambda_d})^T$, which preferentially weights the top principal components.

Section 7 contains additional simulations, including explorations about how variance reduction changes with correlated features and the number of principal components included across decision rules and eigenstructure. The results are largely the same as those presented here.

5.2 Constraining the covariance matrix

First, we evaluate each rerandomization method in terms of covariate balance. To measure covariate balance, we compute the operator norm and Frobenius norm of $\text{Cov}(\bar{X}_T - \bar{X}_C \mid x, Q_A(x) \leq a)$ for each choice of A , as well as the total variance reduction as defined in Theorem 4.3. The operator norm quantifies how much variance reduction is applied to the greatest eigenvector, whereas the Frobenius norm quantifies how this reduction is distributed across all eigenvectors. Meanwhile, the total variance reduction quantifies the cumulative amount of reduction applied to principal components of x .

Figure 5 displays these measures of covariate balance for each rerandomization method, averaged across the 10,000 simulated data sets, for different number of covariates d (x -axis) and concentration parameter γ (panel). We can see that Euclidean Rerandomization is the best at constraining the Frobenius norm, whereas Mahalanobis Rerandomization is the best in terms of total variance reduction, which validates our theoretical results in Theorem 4.2 and Theorem 4.3, respectively. On the other hand, Mahalanobis Rerandomization performs the worst in terms of the Frobenius norm, whereas Euclidean Rerandomization is still a close second in terms of total variance reduction, reflecting the robustness of Euclidean Rerandomization. It is also interesting to note that Squared Euclidean Rerandomization and Euclidean Rerandomization are nearly identical in terms of the Frobenius norm, however Squared Euclidean Rerandomization has a slightly lower operator norm, but much less variance reduction. The emphasis on the operator norm over variance reduction suggests that Squared Euclidean Rerandomization will likely outperform Euclidean Rerandomization in settings where the top principal components are more strongly related to the potential outcomes, but underperform if the bottom principal components have significant importance. Finally, we can see that the decision rule defined in Equation (16) for choosing the number of principal components is as good or better than the Kaiser rule across nearly all settings.

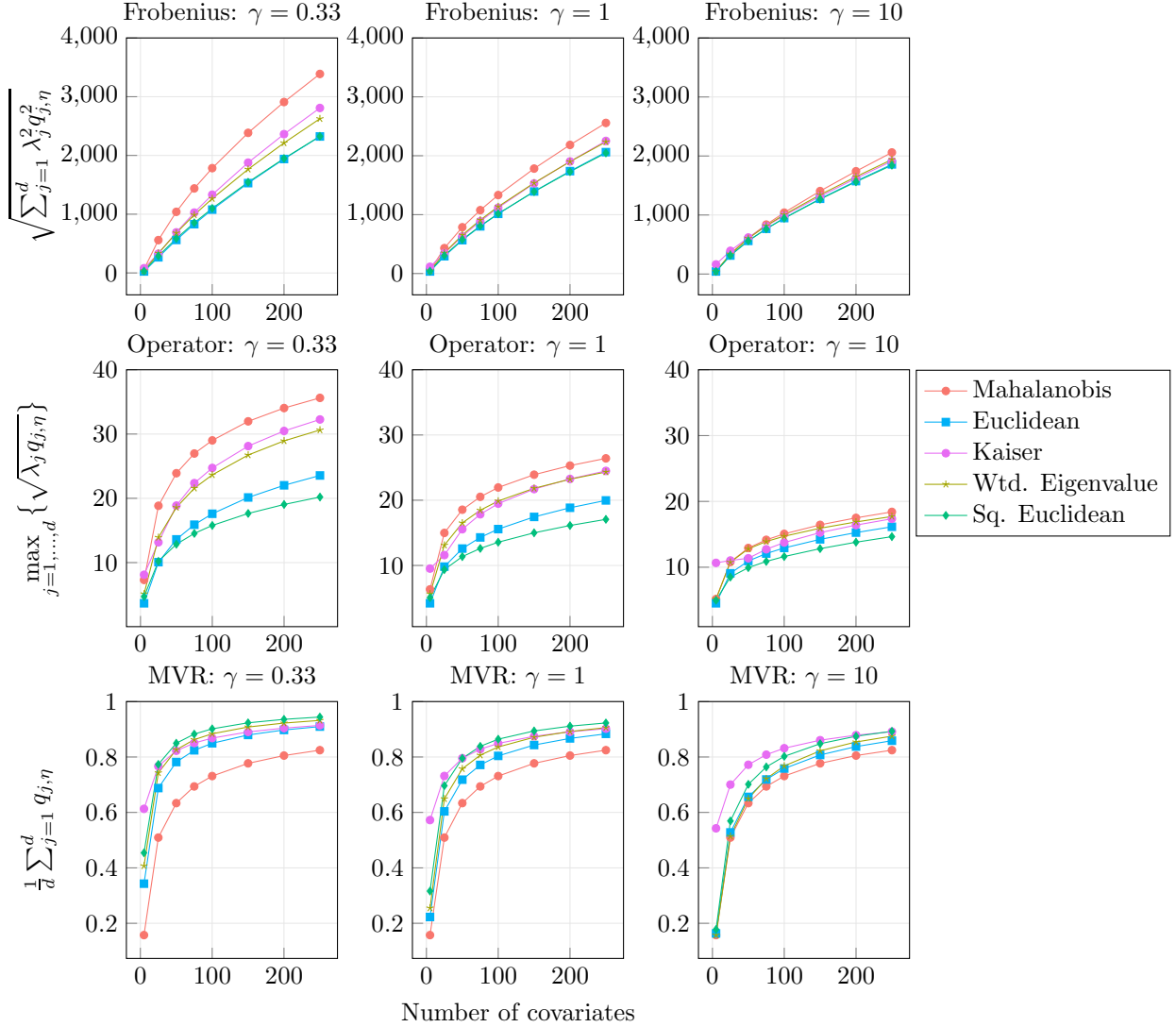


Figure 5: Average Frobenius norm, operator norm, and mean variance reduction (MVR) values (y -axis) across different numbers of covariates (x -axis) and concentration values γ (rows of panels).

There are several takeaways from these initial simulations. First, when the eigenvalues tend to be more uniform (i.e., higher γ), Euclidean Rerandomization tends to perform well across all metrics. It provides nearly identical rates of variance reduction to Mahalanobis Rerandomization, but still dominates in terms of constraining the covariance matrix. Second, we can see that practitioners should take great care when the distribution of eigenvalues is very sparse. In this case, there are large differences among rerandomization methods for different balance metrics; Mahalanobis Rerandomization does significantly better than all other methods in terms of variance reduction, but significantly worse in terms of minimizing the Frobenius or Operator norms. Euclidean Rerandomization is a good hedge against this risk, as it constrains the covariance matrix the most, and produces the second greatest amount of variance reduction across all settings. This aligns with Theorem 4.6 which showed that Euclidean Rerandomization is minimax optimal in terms of the variance of the mean-difference estimator $\hat{\tau}$, which we discuss next.

5.3 Reducing the variance of $\hat{\tau}$

As we discussed in Section 5.1, we consider three values of β_Z across our simulation study. However, the simulations from the Section 5.2 have a one-to-one correspondence with the first two values of β_Z we consider. When $\beta_{Z,j}^2 = 1/\lambda_j$, we can see that

$$\mathbb{V}(\hat{\tau} \mid x, Q_A(x) \leq a) = \sum_{j=1}^d q_{j,\eta} + \mathbb{V}(\bar{\varepsilon}_T - \bar{\varepsilon}_C \mid x).$$

Thus, this corresponds to simulating the total variance reduction, i.e. $\sum_{j=1}^d q_{j,\eta}$, which we know by Corollary 4.5.2 that Mahalanobis Rerandomization is optimal for. Similarly, when $\beta_{Z,j}^2 = 1$ this corresponds to simulating the Frobenius norm of the square root of a matrix, as the Frobenius norm is the summation of the squared eigenvalues. We know by Corollary 4.5.2 that Euclidean Rerandomization is optimal in this setting. Therefore, the first and third rows of Figure 5 show us how each rerandomization method fares in the settings most optimal for Euclidean Rerandomization and Mahalanobis Rerandomization, respectively.

Now, we consider how these rerandomization methods perform in terms of the variance of the mean-difference estimator when $\beta_{Z,j}^2 = \lambda_j$ for $j = 1, \dots, d$, which preferentially weights the top principal components. In this case, Squared Euclidean Rerandomization is optimal. We generate 10,000 acceptable treatment allocations for each method, d , and γ , and then compute the mean-difference estimator for each treatment allocation. Figure 6 displays the standard error of $\hat{\tau}$ for different concentration parameters γ and number of covariates d , for each rerandomization method. In this case, the Mahalanobis distance performs the worst, in the sense that it yields the largest standard error. Meanwhile, Euclidean and Squared Euclidean Rerandomization perform the best. PCA Rerandomization using the decision rule in Equation (16) performs better than the Kaiser rule when eigenvalues are sparse, but the two methods are approximately equivalent when the eigenvalues becomes more uniform. Furthermore, as the eigenvalues become more uniform there is less information that can be derived from the covariance matrix, and as a result all rerandomization methods are closer to each other in performance.

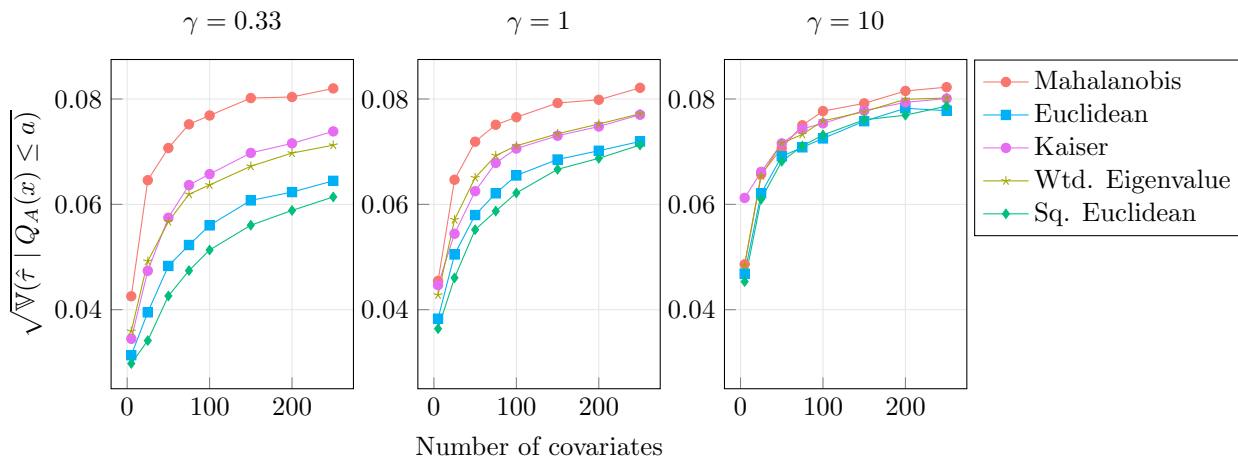


Figure 6: Standard deviation of the mean-difference estimator after 10,000 rerandomizations.

6 Discussion and Conclusion

Much of the rerandomization literature has focused on applying the Mahalanobis distance to different experimental settings (Morgan & Rubin, 2012, 2015; Branson et al., 2016; X. Li et al., 2018; Zhou et al., 2018; Lu et al., 2023). However, the Mahalanobis distance can perform poorly in high dimensional settings. Recent works such as Branson & Shao, 2021 and Zhang et al., 2023 have attempted to address this problem by using quadratic forms other than the Mahalanobis distance as a balance metric for rerandomization. In our analysis, we derive general results for rerandomization using any quadratic form and establish which method is optimal under different conditions.

Under Quadratic Form Rerandomization, defined by a positive semi-definite matrix A , we show that the variance reduction applied to each principal component of x is weighted by the eigenvalues of $\Sigma^{1/2}A\Sigma^{1/2}$ where $\Sigma = \text{Cov}(\bar{X}_T - \bar{X}_C | x)$. In terms of covariate balance, we found in Section 4.3 that the choice $A = I_d$ minimizes the Frobenius norm of the covariance of the covariate mean differences after rerandomization, and $A = \Sigma^{-1}$ maximizes the total variance reduction applied to the principal components. Meanwhile, in Section 4.4, we showed that the precision of the mean-difference estimator after rerandomization depends on the variance explained by each principal component, and how the principal components are related to the potential outcomes as defined by the coefficient vector β_Z . In fact, we show that for any choice of A , there exists some β_Z such that the resulting quadratic form obtains optimal precision of the mean-difference estimator. In Theorem 4.6 we show that Euclidean Rerandomization is minimax optimal for reducing the variance of the mean-difference estimator when outcome information is unknown, in the sense that the resulting precision of the mean-difference estimator after rerandomization is never too far from the precision one would achieve using the optimal A , which depends on the unknown β_Z . Our results establish properties about a general class of rerandomization methods, as well as provide guidance for navigating this class in practice.

Our theoretical results were validated via simulation, where we compared several rerandomization methods in terms of covariate balance and the variance of the mean-difference estimator. In Section 5 we see that in settings favorable to Mahalanobis Rerandomization, such as when the coefficients are inversely proportional to the eigenvalues, Euclidean Rerandomization still performs the second best of all methods we consider. Meanwhile, in settings favorable to Euclidean Rerandomization, Mahalanobis Rerandomization is an order of magnitude worse in performance, validating our findings that Euclidean Rerandomization is more robust across design settings. Finally, we note that if the practitioner has prior information that the top principal components are closely related to the outcomes, they can employ methods such as Squared Euclidean or PCA Rerandomization to achieve greater variance reduction than Euclidean Rerandomization, but at the possible expense of robustness.

Although this work establishes properties for a broad class of rerandomization methods, we only focus on rerandomization methods that can be expressed by quadratic forms. Future work could establish methods for comparing rerandomization with quadratic forms to rerandomization methods that do not use quadratic forms, as well as experimental design strategies that do not use rerandomization. Furthermore, within the context of Quadratic Form Rerandomization, future work could extend our results to multi-valued treatments or sequential experiments. In particular, sequential rerandomization could be especially useful, as practitioners may be able to use outcome information in prior experiments to inform future experiments. This outcome information could be useful not only for choosing which covariates to balance, but also which quadratic form or other distance metric to use when rerandomizing.

Acknowledgements

This research was supported by the CMU-Novartis Statistics collaboration. A special thanks to Joel Greenhouse for his many insightful comments and suggestions.

References

- Bodenham, D. A., & Adams, N. M. (2016). A comparison of efficient approximations for a weighted sum of chi-squared random variables. *Statistics and Computing*, 26(4), 917–928.
- Box, G. E., Hunter, W. H., Hunter, S., et al. (1978). *Statistics for experimenters* (Vol. 664). John Wiley and sons New York.
- Branson, Z., Dasgupta, T., & Rubin, D. B. (2016). Improving covariate balance in 2^K factorial designs via rerandomization with an application to a New York City Department of Education High School Study. *The Annals of Applied Statistics*, 10(4), 1958 – 1976.
- Branson, Z., Li, X., & Ding, P. (2023, 05). Power and sample size calculations for rerandomization. *Biometrika*, 111(1), 355-363.
- Branson, Z., & Shao, S. (2021). Ridge rerandomization: An experimental design strategy in the presence of covariate collinearity. *Journal of Statistical Planning and Inference*, 211, 287–314.
- Christopher Harshaw, D. A. S., Fredrik Sävje, & Zhang, P. (2023). Balancing covariates in randomized experiments with the gram–schmidt walk design. *Journal of the American Statistical Association*, 0(0), 1-13.
- Fisher, R. A. (1992). The arrangement of field experiments. In *Breakthroughs in statistics: Methodology and distribution* (pp. 82–91). Springer.
- Kallus, N. (2018). Optimal a priori balance in the design of controlled experiments. *Journal of the Royal Statistical Society Series B: Statistical Methodology*, 80(1), 85–112.
- Lachin, J. M. (1988). Statistical properties of randomization in clinical trials. *Controlled clinical trials*, 9(4), 289–311.
- Li, X., & Ding, P. (2017). General forms of finite population central limit theorems with applications to causal inference. *Journal of the American Statistical Association*, 112(520), 1759–1769.
- Li, X., & Ding, P. (2020). Rerandomization and regression adjustment. *Journal of the Royal Statistical Society Series B: Statistical Methodology*, 82(1), 241–268.
- Li, X., Ding, P., & Rubin, D. B. (2018). Asymptotic theory of rerandomization in treatment–control experiments. *Proceedings of the National Academy of Sciences*, 115(37), 9157–9162.
- Li, X., Ding, P., & Rubin, D. B. (2020). Rerandomization in 2^K factorial experiments. *The Annals of Statistics*, 48(1), 43 – 63.
- Li, Y., Kang, L., & Huang, X. (2021). Covariate balancing based on kernel density estimates for controlled experiments. *Statistical Theory and Related Fields*, 5(2), 102–113.
- Lin, W. (2013). Agnostic notes on regression adjustments to experimental data: Reexamining Freedman’s critique. *The Annals of Applied Statistics*, 7(1), 295 – 318.
- Lin, Y., Zhu, M., & Su, Z. (2015). The pursuit of balance: an overview of covariate-adaptive randomization techniques in clinical trials. *Contemporary clinical trials*, 45, 21–25.
- Liu, Z., Han, T., Rubin, D. B., & Deng, K. (2023). Bayesian criterion for re-randomization. *arXiv preprint arXiv:2303.07904*.
- Lu, X., Liu, T., Liu, H., & Ding, P. (2023). Design-based theory for cluster rerandomization. *Biometrika*, 110(2), 467–483.
- Mathai, A. M., & Provost, S. B. (1992). *Quadratic forms in random variables : theory and applications*. M. Dekker.
- Morgan, K. L., & Rubin, D. B. (2012). Rerandomization to improve covariate balance in experiments. *The Annals of Statistics*, 40(2), 1263 – 1282.

- Morgan, K. L., & Rubin, D. B. (2015). Rerandomization to balance tiers of covariates. *Journal of the American Statistical Association*, *110*(512), 1412–1421.
- Moschopoulos, P. G. (1985). The distribution of the sum of independent gamma random variables. *Annals of the Institute of Statistical Mathematics*, *37*(1), 541–544.
- Pashley, N. E., & Miratrix, L. W. (2021). Insights on variance estimation for blocked and matched pairs designs. *Journal of Educational and Behavioral Statistics*, *46*(3), 271–296.
- Phipson, B., & Smyth, G. K. (2010). Permutation p-values should never be zero: calculating exact p-values when permutations are randomly drawn. *Statistical applications in genetics and molecular biology*, *9*(1).
- Rosenbaum, P. R. (2002). Overt bias in observational studies. In *Observational studies* (pp. 71–104). New York, NY: Springer New York.
- Rubin, D. B. (1974). Estimating causal effects of treatments in randomized and nonrandomized studies. *Journal of educational Psychology*, *66*(5), 688.
- Rudelson, M., & Vershynin, R. (2010). Non-asymptotic theory of random matrices: extreme singular values. In *Proceedings of the international congress of mathematicians 2010 (icm 2010) (in 4 volumes) vol. i: Plenary lectures and ceremonies vols. ii–iv: Invited lectures* (pp. 1576–1602).
- Senn, S. (1989). Covariate imbalance and random allocation in clinical trials. *Statistics in medicine*, *8*(4), 467–475.
- Shi, W., Zhao, A., & Liu, H. (2022). Rerandomization and covariate adjustment in split-plot designs. *arXiv preprint arXiv:2209.12385*.
- Stewart, T., Strijbosch, L., Moors, H., & Batenburg, P. v. (2007). A simple approximation to the convolution of gamma distributions.
- Wang, X., Wang, T., & Liu, H. (2023). Rerandomization in stratified randomized experiments. *Journal of the American Statistical Association*, *118*(542), 1295–1304.
- Wang, Y., & Li, X. (2022). Rerandomization with diminishing covariate imbalance and diverging number of covariates. *The Annals of Statistics*, *50*(6), 3439–3465.
- Zhang, H., Yin, G., & Rubin, D. B. (2023). Pca rerandomization. *Canadian Journal of Statistics*.
- Zhao, A., & Ding, P. (2021). No star is good news: A unified look at rerandomization based on p-values from covariate balance tests. *arXiv preprint arXiv:2112.10545*.
- Zhou, Q., Ernst, P. A., Morgan, K. L., Rubin, D. B., & Zhang, A. (2018). Sequential rerandomization. *Biometrika*, *105*(3), 745–752.

7 Appendix

We split the Appendix into two sections. The first contains additional simulations where we consider variance reduction in settings with correlated features, as well as a discussion about the number of principal components included in PCA Quadratic Form Rerandomization by various decision rules. The second section will contain all proofs from the main text.

7.1 Additional Simulations

Several papers in the rerandomization literature have considered the setting where the covariates are simulated as $X \sim \mathcal{N}(0, (1-\rho)I_d + \rho 1_d 1_d^T)$ in order to investigate how correlated features impact variance reduction after rerandomization, including Branson & Shao, 2021, Zhang et al., 2023, and Liu et al., 2023. We also consider this settings, where we continue to simulate the potential outcomes as defined in Section 5.1. For simplicity, we consider the case where $\beta_Z = (1, \dots, 1)^T$, i.e., where each principal components is equally important. In this setting, as illustrated in Figure 7, we find that Euclidean, Squared Euclidean Rerandomization, and PCA methods outperform Mahalanobis Rerandomization by a wide margin, one that is increasing in ρ . In fact, if the coefficients β_Z are drawn to preferentially weight the top principal components more heavily, it can be shown that the variance reduction under non-Mahalanobis methods does not decay with d .

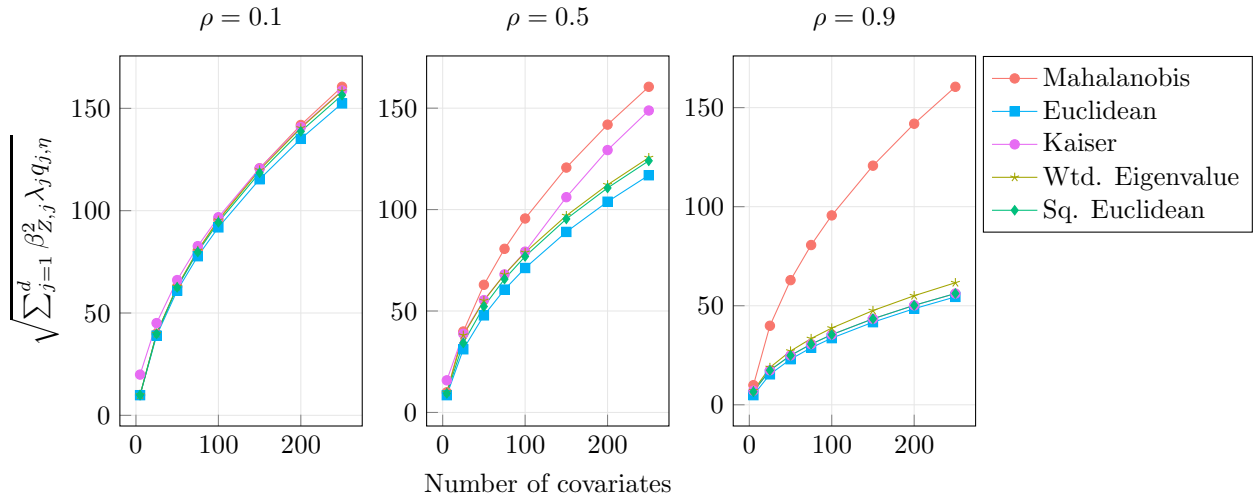


Figure 7: Standard deviation of the mean-difference estimator after 10,000 random samples when $\rho \in \{0.1, 0.5, 0.9\}$.

Although this may appear to be directly tied to the correlation between features, the explanation lies in the principal components of X . The setting where $X \sim \mathcal{N}(0, (1-\rho)I_d + \rho 1_d 1_d^T)$ is one of extreme sparsity, where the top principal component is approximately as important as ρ to explaining the variation in the data, as illustrated in Figure 8. Informally, this tells us that the correlation between features only affects variance reduction through the mechanism of how it impacts the principal components.

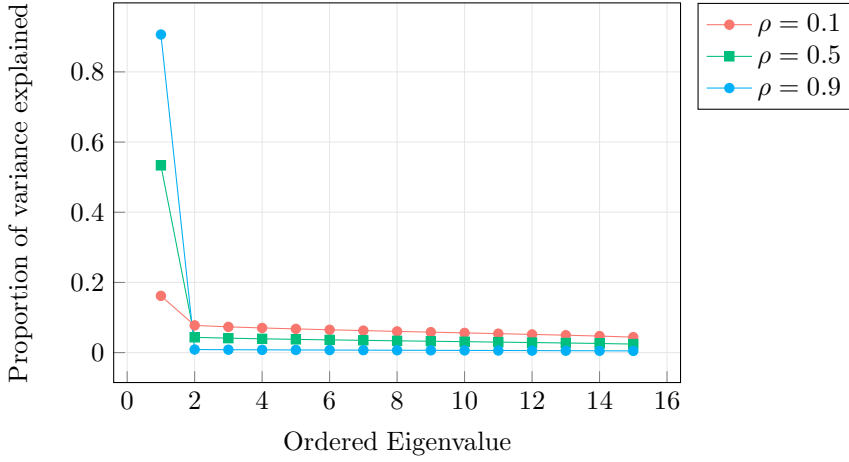


Figure 8: Scree plot for $\rho \in \{0.1, 0.5, 0.9\}$ where each ordered eigenvalue is averaged across 10,000 simulations where $d = 15$.

Another point of interest is to compare the number of principal components included in PCA Quadratic Form Rerandomization under all proposed decision rules. For ease of comparison with other papers in the literature, we will use the Mahalanobis distance as our quadratic form. In the simulation of Figure 9, we follow the same data generating process as described in Section 5 where we simulate eigenvalues following a uniform Dirichlet distribution with concentration parameter $\gamma \in \{0.33, 1, 10\}$ and averaging results across 1,000 data sets. From this plot, we can see that the Weighted Eigenvalue decision rule includes far fewer principal components when the distribution of eigenvalues is sparse, but relatively more under uniform distributions as compared to the Kaiser rule. Intuitively, this makes sense as sparse eigenvalue domains are settings in which the bottom components should be the least informative, and therefore easiest to remove.

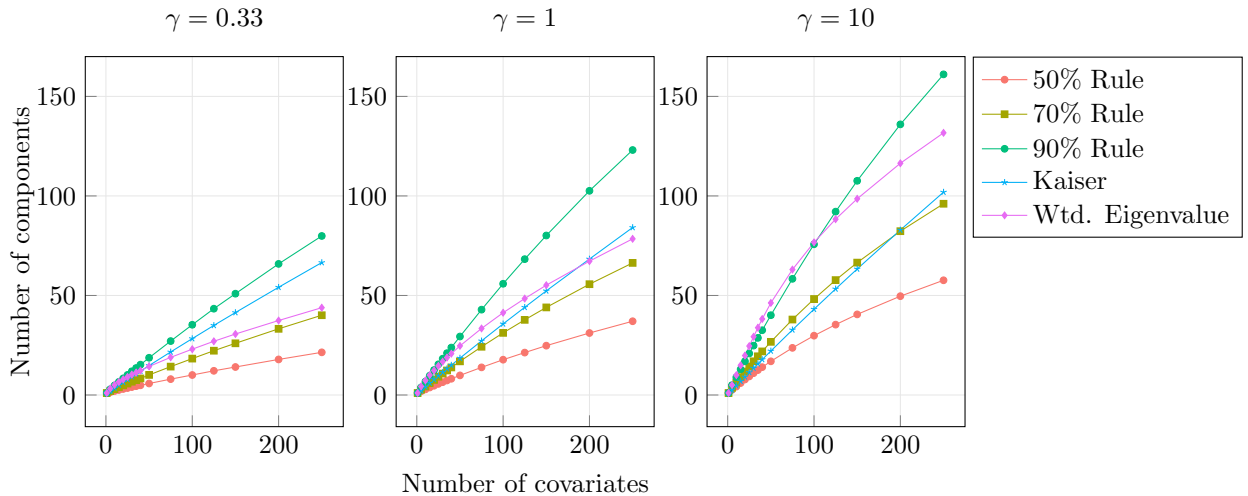


Figure 9: Number of principal components included averaged across 10,000 random samples.

7.2 Proofs from the Main Text

Proof of Theorem 4.1

Suppose that $\bar{X}_T - \bar{X}_C | x \sim \mathcal{N}(0, \Sigma)$ and let $Q_A(x) = (\bar{X}_T - \bar{X}_C)^T A (\bar{X}_T - \bar{X}_C)$. From here, we can see that

$$\begin{aligned} Q_A(x) &= (\Sigma^{-1/2}(\bar{X}_T - \bar{X}_C))^T \Sigma^{1/2} A \Sigma^{1/2} (\Sigma^{-1/2}(\bar{X}_T - \bar{X}_C)) \\ &= (\Gamma^T \tilde{Z})^T \Gamma^T \Sigma^{1/2} A \Sigma^{1/2} \Gamma (\Gamma^T \tilde{Z}) \\ &= (\Gamma^T \tilde{Z})^T \left(\text{diag}\{\eta_1, \dots, \eta_d\} \right) (\Gamma^T \tilde{Z}) \end{aligned}$$

where $\tilde{Z} = \Sigma^{-1/2}(\bar{X}_T - \bar{X}_C)$, Γ is the orthogonal matrix of eigenvectors of Σ , and η_1, \dots, η_d are the eigenvalues of $\Sigma^{1/2} A \Sigma^{1/2}$. Note that we have used the assumption that Σ and $\Sigma^{1/2} A \Sigma^{1/2}$ share an eigenbasis in order to diagonalize $\Sigma^{1/2} A \Sigma^{1/2}$ in the last equality. Then, $Q_A(X) \sim \sum_{j=1}^d \eta_j (\Gamma^T \tilde{Z})_j^2$. From here, observe that

$$\begin{aligned} \text{Cov}(\bar{X}_T - \bar{X}_C | x, Q_A(x) \leq a) &= \text{Cov} \left(\Sigma^{1/2} (\Sigma^{-1/2}(\bar{X}_T - \bar{X}_C)) | x, \sum_{j=1}^d \eta_j (\Gamma^T \tilde{Z})_j^2 \leq a \right) \\ &= \text{Cov} \left(\Sigma^{1/2} \Gamma \Gamma^T \tilde{Z} | x, \sum_{j=1}^d \eta_j (\Gamma^T \tilde{Z})_j^2 \leq a \right) \\ &= \Sigma^{1/2} \Gamma \text{Cov} \left(\Gamma^T \tilde{Z} | x, \sum_{j=1}^d \eta_j (\Gamma^T \tilde{Z})_j^2 \leq a \right) \Gamma^T \Sigma^{1/2} \\ &= \Sigma^{1/2} \Gamma \text{Cov} \left(\mathcal{Z} | \sum_{j=1}^d \eta_j \mathcal{Z}_j^2 \leq a \right) \Gamma^T \Sigma^{1/2}. \end{aligned}$$

where the last equality follows by the orthogonality of Γ , since $\Gamma^T \tilde{Z} \sim \mathcal{N}(0, \Gamma^T \Gamma) \sim \mathcal{Z}$ for $\mathcal{Z} \sim \mathcal{N}(0, I_d)$. From here, we need to calculate the conditional covariance of \mathcal{Z} . Note that the symmetry of the Normal distribution ensures that $\mathcal{Z} \sim -\mathcal{Z}$, which implies that

$$\mathbb{E} \left[\mathcal{Z}_i | \sum_{j=1}^d \eta_j \mathcal{Z}_j^2 \leq a \right] = \mathbb{E} \left[-\mathcal{Z}_i | \sum_{j=1}^d \eta_j \mathcal{Z}_j^2 \leq a \right] = -\mathbb{E} \left[\mathcal{Z}_i | \sum_{j=1}^d \eta_j \mathcal{Z}_j^2 \leq a \right]$$

for all $i = 1, \dots, d$, which yields

$$\mathbb{E} \left[\mathcal{Z}_i | \sum_{j=1}^d \eta_j \mathcal{Z}_j^2 \leq a \right] = 0.$$

Therefore, the diagonal elements of $\text{Cov}(\mathcal{Z} | \sum_{j=1}^d \eta_j \mathcal{Z}_j^2 \leq a)$ are given by

$$q_{j,\eta} := \mathbb{V} \left(\mathcal{Z}_j | \sum_{j=1}^d \eta_j \mathcal{Z}_j^2 \leq a \right) = \mathbb{E} \left(\mathcal{Z}_j^2 | \sum_{j=1}^d \eta_j \mathcal{Z}_j^2 \leq a \right).$$

Meanwhile, for the (ℓ, m) -elements of the covariance matrix where $\ell \neq m$ we can use the symmetry of the Normal distribution to see that $\mathcal{Z} \sim \mathcal{Z}^*$ where $\mathcal{Z}_i^* = \mathcal{Z}_i$ for all $i \neq \ell$ and $\mathcal{Z}_\ell^* = -\mathcal{Z}_\ell$ so that

$$\text{Cov} \left(\mathcal{Z}_\ell, \mathcal{Z}_m \mid \sum_{j=1}^d \eta_j \mathcal{Z}_j^2 \leq a \right) = \text{Cov} \left(\mathcal{Z}_\ell^*, \mathcal{Z}_m^* \mid \sum_{j=1}^d \eta_j (\mathcal{Z}_j^*)^2 \leq a \right) = -\text{Cov} \left(\mathcal{Z}_\ell, \mathcal{Z}_m \mid \sum_{j=1}^d \eta_j \mathcal{Z}_j^2 \leq a \right)$$

which implies

$$\text{Cov} \left(\mathcal{Z}_\ell, \mathcal{Z}_m \mid \sum_{j=1}^d \eta_j \mathcal{Z}_j^2 \leq a \right) = 0$$

for all $1 \leq \ell, m \leq d$ such that $\ell \neq m$. Putting everything together we can see that

$$\text{Cov} \left(\mathcal{Z} \mid \sum_{j=1}^d \eta_j \mathcal{Z}_j^2 \leq a \right) = \text{diag}(q_{j,\eta})_{1 \leq j \leq d}.$$

which completes the proof.

Proof of Corollary 4.1.2

Recall that the eigenvalues of a matrix are found by solving for λ such that the determinant of the difference below is zero:

$$\det(\text{Cov}(\bar{X}_T - \bar{X}_C \mid x, Q_A(x) \leq a) - \lambda I_d) = 0.$$

Recall that $\Sigma^{1/2} = \Gamma \Lambda^{1/2} \Gamma^T$. Then, applying Theorem 4.1 we can see that

$$\begin{aligned} \text{Cov}(\bar{X}_T - \bar{X}_C \mid x, Q_A(x) \leq a) &= \Sigma^{1/2} \Gamma \left(\text{diag}\{(q_{j,\eta})_{1 \leq j \leq d}\} \right) \Gamma^T \Sigma^{1/2} \\ &= \left(\Gamma \Lambda^{1/2} \Gamma^T \right) \Gamma \left(\text{diag}\{(q_{j,\eta})_{1 \leq j \leq d}\} \right) \Gamma^T \left(\Gamma \Lambda^{1/2} \Gamma^T \right) \\ &= \Gamma \Lambda^{1/2} \left(\text{diag}\{(q_{j,\eta})_{1 \leq j \leq d}\} \right) \Lambda^{1/2} \Gamma^T. \end{aligned}$$

Thus,

$$\begin{aligned} \det(\text{Cov}(\bar{X}_T - \bar{X}_C \mid x, Q_A(x) \leq a) - \lambda I_d) &= \det \left(\Gamma \Lambda^{1/2} \left(\text{diag}\{(q_{j,\eta})_{1 \leq j \leq d}\} \right) \Lambda^{1/2} \Gamma^T - \lambda I_d \right) \\ &= \det \left(\Gamma \Lambda^{1/2} \left(\text{diag}\{(q_{j,\eta})_{1 \leq j \leq d}\} \right) \Lambda^{1/2} \Gamma^T - \lambda \Gamma \Gamma^T \right) \\ &= \det \left(\Gamma \left(\Lambda^{1/2} \left(\text{diag}\{(q_{j,\eta})_{1 \leq j \leq d}\} \right) \Lambda^{1/2} - \lambda I_d \right) \Gamma^T \right). \end{aligned}$$

From here, solving yields $\lambda = q_{j,\eta} \lambda_j$ for $j = 1, \dots, d$.

Proof of Theorem 4.2

First, let us define $Q = \text{diag}\{(q_{j,\eta})_{1 \leq j \leq d}\}$. Then, using the definition of the Frobenius norm, the cyclic property of the trace, and $\Gamma^T \Sigma \Gamma = \Lambda$,

$$\begin{aligned} \|\text{Cov}(\bar{X}_T - \bar{X}_C \mid x, Q_A(x) \leq a)\|_F^2 &= \text{tr}\left(\left(\Sigma^{1/2} \Gamma Q \Gamma^T \Sigma^{1/2}\right)^T \left(\Sigma^{1/2} \Gamma Q \Gamma^T \Sigma^{1/2}\right)\right) \\ &= \text{tr}\left(\Sigma^{1/2} \Gamma Q \Lambda Q \Gamma^T \Sigma^{1/2}\right) \\ &= \text{tr}\left(Q \Lambda Q \Gamma^T \Sigma \Gamma\right) \\ &= \text{tr}\left(Q \Lambda Q \Lambda\right) \\ &= \sum_{j=1}^d \lambda_j^2 q_{j,\eta}^2. \end{aligned}$$

From here, using the approximation of $q_{j,\eta}$ derived in Lu et al., 2023 and discussed in Equation (7), we can see that

$$\sum_{j=1}^d \lambda_j^2 q_{j,\eta}^2 = \left(p_d \alpha^{2/d} \det(\Sigma^{1/2} A \Sigma^{1/2})^{1/d}\right)^2 \sum_{j=1}^d \frac{\lambda_j^2}{\eta_j^2} + o(\alpha^{2/d}).$$

Without loss of generality, suppose that $\det(\Sigma^{1/2} A \Sigma^{1/2}) = \prod_{j=1}^d \eta_j = 1$. This follows, since Quadratic Form Rerandomization is invariant to scaling, in the sense that for some scalar $\omega > 0$,

$$\text{Cov}(\bar{X}_T - \bar{X}_C \mid x, Q_A(x) \leq a) = \text{Cov}(\bar{X}_T - \bar{X}_C \mid x, \omega Q_A(x) \leq \omega a) := \text{Cov}(\bar{X}_T - \bar{X}_C \mid x, \omega Q_A(x) \leq a'),$$

so scaling $Q_A(x)$ only shifts the threshold selected for determining acceptable randomization. Thus, we can simply re-scale each quadratic form by whatever constant makes their respective determinants one. As a result, we may now write the Frobenius norm under Quadratic Form Rerandomization as

$$\sum_{j=1}^d \lambda_j^2 q_{j,\eta}^2 = \left(p_d \alpha^{2/d}\right)^2 \sum_{j=1}^d \frac{\lambda_j^2}{\eta_j^2} + o(\alpha^{2/d}).$$

From here, we want to determine the eigenvalues of $\Sigma^{1/2} A \Sigma^{1/2}$ such that the Frobenius norm is minimized. By the AM-GM inequality it follows that

$$\left(p_d \alpha^{2/d}\right)^2 \sum_{j=1}^d \frac{\lambda_j^2}{\eta_j^2} \geq \left(p_d \alpha^{2/d}\right)^2 d \left(\prod_{j=1}^d \frac{\lambda_j^2}{\eta_j^2}\right)^{1/d}$$

where equality holds if and only if $\lambda_1^2/\eta_1^2 = \dots = \lambda_d^2/\eta_d^2$. Note that since we have assumed that both Σ and $\Sigma^{1/2} A \Sigma^{1/2}$ are positive-definite, it follows that $\eta_j > 0$ and $\lambda_j > 0$ for all $j = 1, \dots, d$ so we can equivalently say the lower-bound is achieved when $\lambda_1/\eta_1 = \dots = \lambda_d/\eta_d$. Therefore, we can see that the Frobenius norm is minimized when $\eta_j \propto \lambda_j$. One choice of A that satisfies this proportionality requirement is $A = I_d$.

Therefore, for all positive-definite $A \in \mathbb{R}^{d \times d}$,

$$\begin{aligned}
\|\text{Cov}(\bar{X}_T - \bar{X}_C \mid x, Q_{I_d}(x) \leq a)\|_F^2 &= \sum_{j=1}^d \lambda_j^2 q_{j,\lambda}^2 \\
&= \left(p_d \alpha^{2/d}\right)^2 \sum_{j=1}^d \frac{\lambda_j^2}{\lambda_j^2} + o(\alpha^{2/d}) \\
&= d \left(p_d \alpha^{2/d}\right)^2 + o(\alpha^{2/d}) \\
&\leq \left(p_d \alpha^{2/d}\right)^2 \sum_{j=1}^d \frac{\lambda_j^2}{\eta_j^2} + o(\alpha^{2/d}).
\end{aligned}$$

where the last inequality holds up to the size of the remainder terms for a sufficiently small α . Finally, recall that for some function $f(\cdot)$ and $g(\cdot)$ then $f(x) + g(x) = o(|f(x)| + |g(x)|)$. Thus, aggregating remainder terms it follows that

$$\|\text{Cov}(\bar{X}_T - \bar{X}_C \mid x, Q_{I_d}(x) \leq a)\|_F^2 \leq \|\text{Cov}(\bar{X}_T - \bar{X}_C \mid x, Q_A(x) \leq a)\|_F^2 + o(\alpha^{2/d}).$$

Note that this result is only unique up to the eigenvalues of $\Sigma^{1/2} A \Sigma^{1/2}$, in that, any choice of A such that $\eta_j \propto \lambda_j$ for $j = 1, \dots, d$ will minimize the Frobenius norm after Quadratic Form Rerandomization.

Proof of Theorem 4.3

To begin, note that maximizing $\sum_{i=1}^d (1 - q_{i,\eta})$ is equivalent to minimizing $\sum_{i=1}^d q_{i,\eta}$. Then, the remainder of the proof will follow similarly to that of Theorem 4.2. By Lu et al., 2023, it follows that

$$\begin{aligned}
\sum_{i=1}^d q_{i,\eta} &= \sum_{i=1}^d \left(\frac{p_d}{\eta_i} \det(\Sigma^{1/2} A \Sigma^{1/2})^{1/d} \alpha^{2/d} + o(\alpha^{2/d}) \right) \\
&= p_d \alpha^{2/d} \left(\det(\Sigma^{1/2} A \Sigma^{1/2})^{1/d} \right) \sum_{i=1}^d \frac{1}{\eta_i} + o(\alpha^{2/d}).
\end{aligned}$$

Without loss of generality, suppose that $\det(\Sigma^{1/2} A \Sigma^{1/2}) = \prod_{i=1}^d \eta_i = 1$. Then we can see by the AM-GM inequality that

$$p_d \alpha^{2/d} \sum_{j=1}^d \frac{1}{\eta_j} \geq p_d \alpha^{2/d} d \left(\prod_{i=1}^d \frac{1}{\eta_i} \right)^{1/d}$$

where equality is achieved if and only if $\eta_i \propto 1$ for $i = 1, \dots, d$. Therefore, it can be said for all positive-definite A , the choice $A = \Sigma^{-1}$ maximizes the total variance reduction. That is,

$$\sum_{j=1}^d v_a = d p_d \alpha^{2/d} + o(\alpha^{2/d}) \leq p_d \alpha^{2/d} \sum_{j=1}^d \frac{1}{\eta_j} + o(\alpha^{2/d})$$

which implies that

$$\sum_{j=1}^d v_a \leq \sum_{j=1}^d q_{j,\eta} + o(\alpha^{2/d}).$$

Proof of Theorem 4.4

Assuming an additive treatment effect, as discussed in Equation (9), we may write

$$\mathbb{V}(\hat{\tau} | x) = (V\beta_Z)^T \text{Cov}(\bar{X}_T - \bar{X}_C | x) V\beta_Z + \mathbb{V}(\bar{\epsilon}_T - \bar{\epsilon}_C | x).$$

Similarly, by Theorem 4.1 we can see that under Quadratic Form Rerandomization,

$$\begin{aligned} \mathbb{V}(\hat{\tau} | x, Q_A(x) \leq a) &= (V\beta_Z)^T \text{Cov}(\bar{X}_T - \bar{X}_C | x, Q_A(x) \leq a) V\beta_Z + \mathbb{V}(\bar{\epsilon}_T - \bar{\epsilon}_C | x) \\ &= (V\beta_Z)^T \left(\Sigma^{1/2} V \left(\text{diag}(q_{j,\eta})_{1 \leq j \leq d} \right) V^T \Sigma^{1/2} \right) V\beta_Z + \mathbb{V}(\bar{\epsilon}_T - \bar{\epsilon}_C | x). \end{aligned}$$

Note that we have replaced Γ , as defined in Theorem 4.1, with V . This is acceptable, since when x is centered,

$$\Sigma = \frac{\frac{1}{n-1} x^T x}{np(1-p)} := C_n x^T x.$$

where $C_n = 1/(n(n-1)p(1-p))$. Then, plugging in the singular value decomposition of x , we can see that

$$x^T x = (UDV^T)^T (UDV^T) = VD^2V^T$$

and therefore, $\Sigma = V(C_n D^2) V^T$. This implies that the eigenvectors of Σ and the singular values of V are identical, up to a scaling factor of ± 1 . Thus, when Σ and $\Sigma^{1/2} A \Sigma^{1/2}$ share an eigenbasis, V will also diagonalize $\Sigma^{1/2} A \Sigma^{1/2}$. Furthermore, it implies that $V^T \Sigma V = \Lambda$. Then, it follows that the difference in variances between complete randomization and Quadratic Form Rerandomization is given by

$$\begin{aligned} \mathbb{V}(\hat{\tau} | x) - \mathbb{V}(\hat{\tau} | x, Q_A(x) \leq a) &= \beta_Z^T V^T \left(\Sigma^{1/2} V \left(I_d - \text{diag}(q_{j,\lambda})_{1 \leq j \leq d} \right) V^T \Sigma^{1/2} \right) V\beta_Z \\ &= \beta_Z^T \Lambda^{1/2} \left(I_d - \text{diag}(q_{j,\lambda})_{1 \leq j \leq d} \right) \Lambda^{1/2} \beta_Z \\ &= \sum_{j=1}^d \beta_{Z,j}^2 \lambda_j (1 - q_{j,\lambda}) \end{aligned}$$

where λ_j are the eigenvalues of Σ . Furthermore, note that since $q_{j,\lambda} \leq 1$ for all $j = 1, \dots, d$, it follows that $\sum_{j=1}^d \beta_{Z,j}^2 \lambda_j (1 - q_{j,\lambda}) \geq 0$ as long as $\beta_Z \neq 0$.

Proof of Theorem 4.5

Recall that by Theorem 4.4 we know that

$$\mathbb{V}(\hat{\tau} | x) - \mathbb{V}(\hat{\tau} | x, Q_A(x) \leq a) = \sum_{j=1}^d \beta_{Z,j}^2 \lambda_j (1 - q_{j,\eta}) = \sum_{j=1}^d \beta_{Z,j}^2 \lambda_j - \sum_{j=1}^d \beta_{Z,j}^2 \lambda_j q_{j,\eta}$$

where $\beta_{Z,j}^2$ is the squared j th coefficient of the linear projection of the potential outcomes onto the principal components and $\lambda_1, \dots, \lambda_d$ are the eigenvalues of Σ . Therefore, in order to reduce the variance of $\hat{\tau}$ as much as possible relative to complete randomization, we must focus on minimizing $\sum_{j=1}^d \beta_{Z,j}^2 \lambda_j q_{j,\eta}$. Following Lu et al., 2023, we can show that this expression is given by

$$\begin{aligned} \sum_{j=1}^d \beta_{Z,j}^2 \lambda_j q_{j,\eta} &= \sum_{j=1}^d \beta_{Z,j}^2 \lambda_j \left(\frac{p_d}{\eta_j} \det \left(\Sigma^{1/2} A \Sigma^{1/2} \right)^{1/d} \alpha^{2/d} + o(\alpha^{2/d}) \right) \\ &= p_d \alpha^{2/d} \det \left(\Sigma^{1/2} A \Sigma^{1/2} \right)^{1/d} \sum_{j=1}^d \frac{\beta_{Z,j}^2 \lambda_j}{\eta_j} + o(\alpha^{2/d}) \end{aligned}$$

where η_1, \dots, η_d are the eigenvalues of $\Sigma^{1/2} A \Sigma^{1/2}$. Our goal is to find the matrix A that minimizes the above expression. Again, we suppose without loss of generality that $\det \left(\Sigma^{1/2} A \Sigma^{1/2} \right) = \prod_{j=1}^d \eta_j = 1$. Then, by the AM-GM inequality,

$$p_d \alpha^{2/d} \sum_{j=1}^d \frac{\beta_{Z,j}^2 \lambda_j}{\eta_j} \geq p_d \alpha^{2/d} d \left(\prod_{j=1}^d \frac{\beta_{Z,j}^2 \lambda_j}{\eta_j} \right)^{1/d}$$

where equality is achieved if and only if $\frac{\beta_{Z,1}^2 \lambda_1}{\eta_1} = \dots = \frac{\beta_{Z,d}^2 \lambda_d}{\eta_d}$, which implies that $\eta_j \propto \beta_{Z,j}^2 \lambda_j$. Then, we can see that the matrix

$$A^* = \Gamma \begin{pmatrix} \beta_{Z,1}^2 & & 0 \\ & \ddots & \\ 0 & & \beta_{Z,d}^2 \end{pmatrix} \Gamma^T$$

yields the minimizing set of eigenvalues. This is clear after using the fact that $\Gamma^T \Sigma^{1/2} \Gamma = \Lambda^{1/2}$, we can see that

$$\Sigma^{1/2} \Gamma \text{diag}(\beta_{Z,1}^2, \dots, \beta_{Z,d}^2) \Gamma^T \Sigma^{1/2} = \Gamma \Lambda^{1/2} \text{diag}(\beta_{Z,1}^2, \dots, \beta_{Z,d}^2) \Lambda^{1/2} \Gamma^T = \Gamma \text{diag}(\beta_{Z,1}^2 \lambda_1, \dots, \beta_{Z,d}^2 \lambda_d) \Gamma^T$$

which has eigenvalues of $\beta_{Z,1}^2 \lambda_1, \dots, \beta_{Z,d}^2 \lambda_d$. Furthermore, by inspection we can see that Γ diagonalizes both Σ and $\Gamma \text{diag}(\beta_{Z,1}^2 \lambda_1, \dots, \beta_{Z,d}^2 \lambda_d) \Gamma^T$, thereby implying they share an eigenbasis. From here, the remainder of the proof follows in a similar manner to the proofs of Theorem 4.2 and Theorem 4.3. We have that

$$\begin{aligned} \mathbb{V}(\hat{\tau} | x, Q_{A^*}(x) \leq a) &= \sum_{j=1}^d \beta_{Z,j}^2 \lambda_j q_{j,\beta\lambda}^* + \mathbb{V}(\bar{\epsilon}_T - \bar{\epsilon}_C | x) \\ &= dp_d \alpha^{2/d} + \mathbb{V}(\bar{\epsilon}_T - \bar{\epsilon}_C | x) + o(\alpha^{2/d}) \end{aligned}$$

$$\leq p_d \alpha^{2/d} \sum_{j=1}^d \frac{\beta_{Z,j}^2 \lambda_j}{\eta_j} + \mathbb{V}(\bar{e}_T - \bar{e}_C | x) + o(\alpha^{2/d}),$$

and therefore,

$$\mathbb{V}(\hat{\tau} | x, Q_{A^*}(x) \leq a) \leq \mathbb{V}(\hat{\tau} | x, Q_A(x) \leq a) + o(\alpha^{2/d}).$$

Proof of Corollary 4.5.1

First, note that following Mathai & Provost, 1992, the distribution of the optimal quadratic form under A^* , as defined in Equation (12), is given by

$$Q_{A^*}(x) \sim \sum_{j=1}^d \beta_{Z,j}^2 \lambda_j Z_j^2. \quad (17)$$

Using the distribution of $Q_{A^*}(x)$ and plugging in the definition of $q_{j,\lambda}$ we can see that the variance of $\hat{\tau}$ under optimal quadratic form rerandomization is equal to

$$\begin{aligned} \mathbb{V}(\hat{\tau} | x, Q_{A^*}(x) \leq a) &= \sum_{j=1}^d \beta_{Z,j}^2 \lambda_j q_{j,\lambda} + \mathbb{V}(\bar{e}_T - \bar{e}_C | x) \\ &= \mathbb{E} \left[\sum_{j=1}^d \beta_{Z,j}^2 \lambda_j Z_j^2 \mid x, \sum_{j=1}^d \beta_{Z,j}^2 \lambda_j Z_j^2 \leq a \right] + \mathbb{V}(\bar{e}_T - \bar{e}_C | x). \end{aligned}$$

Although this expectation is still analytically intractable, we can now leverage the Gamma approximation discussed in Section 4.1. Applying the Gamma approximation (Stewart et al., 2007) with shape and scale parameters given by,

$$\alpha_m = \frac{\left(\sum_{j=1}^d \beta_{Z,j}^2 \lambda_j \right)^2}{2 \sum_{j=1}^d \left(\beta_{Z,j}^2 \lambda_j \right)^2} \quad \text{and} \quad \beta_m = \frac{2 \sum_{j=1}^d \left(\beta_{Z,j}^2 \lambda_j \right)^2}{\sum_{j=1}^d \beta_{Z,j}^2 \lambda_j},$$

we can see that our expectation is approximately

$$\mathbb{E} \left[\sum_{j=1}^d \beta_{Z,j}^2 \lambda_j Z_j^2 \mid x, \sum_{j=1}^d \beta_{Z,j}^2 \lambda_j Z_j^2 \leq a \right] \approx \frac{\mathbb{P}(X(\alpha_m + 1, \beta_m) \leq a)}{\mathbb{P}(X(\alpha_m, \beta_m) \leq a)} \left(\sum_{j=1}^d \beta_{Z,j}^2 \lambda_j \right) := v_a^* \sum_{j=1}^d \beta_{Z,j}^2 \lambda_j.$$

Thus the variance reduction of $\hat{\tau}$ under optimal rerandomization is approximately

$$\begin{aligned} \mathbb{V}(\hat{\tau} | x, Q_{A^*}(x) \leq a) &\approx v_a^* \sum_{j=1}^d \beta_{Z,j}^2 \lambda_j + \mathbb{V}(\bar{e}_T - \bar{e}_C | x) \\ &= v_a^* \left(\mathbb{V}(\hat{\tau} | x) - \mathbb{V}(\bar{e}_T - \bar{e}_C | x) \right) + \mathbb{V}(\bar{e}_T - \bar{e}_C | x) \\ &= v_a^* \mathbb{V}(\hat{\tau} | x) + (1 - v_a^*) \mathbb{V}(\bar{e}_T - \bar{e}_C | x). \end{aligned}$$

Following Morgan & Rubin, 2012, we let σ_e^2 be the variance of the residuals and σ_y^2 be the variance of the outcome within each treatment group, where $\sigma_e^2 = \sigma_y^2(1 - R^2)$. We can use this to see that

$$\begin{aligned} v_a^* \mathbb{V}(\hat{\tau} | x) + (1 - v_a^*) \mathbb{V}(\bar{e}_T - \bar{e}_C | x) &= \frac{v_a^* \sigma_y^2 + \sigma_y^2(1 - R^2)(1 - v_a^*)}{np(1 - p)} \\ &= \frac{\sigma_y^2(1 - (1 - v_a^*)R^2)}{np(1 - p)} \\ &= (1 - (1 - v_a^*)R^2) \mathbb{V}(\hat{\tau} | x). \end{aligned}$$

Therefore, the percent reduction in variance under Quadratic Form Rerandomization is approximately $100(1 - v_a^*)R^2$.

Proof of Theorem 4.6

By Theorem 4.4, Lu et al., 2023, and Equation (17) it follows that

$$\begin{aligned} \mathbb{V}(\hat{\tau} | x, Q_{A^*}(x) \leq a) - \mathbb{V}(\hat{\tau} | x, Q_A(x) \leq a) &= \sum_{j=1}^d \beta_{Z,j}^2 \lambda_j (q_{j,\beta\lambda}^* - q_{j,\eta}) \\ &= p_d \alpha^{2/d} \sum_{j=1}^d \beta_{Z,j}^2 \lambda_j \left(\frac{\det(\Sigma^{1/2} A^* \Sigma^{1/2})}{\beta_{Z,j}^2 \lambda_j} - \frac{\det(\Sigma^{1/2} A \Sigma^{1/2})}{\eta_j} \right) + o(\alpha^{1/d}) \end{aligned}$$

Similar to the proofs of Theorem 4.2 and Theorem 4.3, we assume that $\det(\Sigma^{1/2} A^* \Sigma^{1/2}) = \det(\Sigma^{1/2} A \Sigma^{1/2}) = 1$ without loss of generality. Then, the above difference in variances reduces to

$$\mathbb{V}(\hat{\tau} | x, Q_{A^*}(x) \leq a) - \mathbb{V}(\hat{\tau} | x, Q_A(x) \leq a) = p_d \alpha^{2/d} \sum_{j=1}^d \beta_{Z,j}^2 \lambda_j \left(\frac{1}{\beta_{Z,j}^2 \lambda_j} - \frac{1}{\eta_j} \right) + o(\alpha^{1/d})$$

Then, we can see that solving

$$\min_{A \in \mathbb{R}^{d \times d}} \max_{\|\beta_Z\|_2 \leq c} |\mathbb{V}(\hat{\tau} | x, Q_{A^*}(x) \leq a) - \mathbb{V}(\hat{\tau} | x, Q_A(x) \leq a)|$$

is equivalent to solving

$$\min_{A \in \mathbb{R}^{d \times d}} \max_{\|\beta_Z\|_2 \leq c} \left\{ \sum_{j=1}^d \left| 1 - \beta_{Z,j}^2 \frac{\lambda_j}{\eta_j} \right| \right\}.$$

From here, we can see that the maximum across all $\|\beta_Z\|_2 \leq c$ will be achieved by placing a weight of c on either the minimum or maximum of possible ratios of λ_k/η_k , i.e.,

$$k = \arg \max_{j=1, \dots, d} \left\{ \max \left(1 - c \left[\min_{j=1, \dots, d} (\lambda_j/\eta_j) \right], c \left[\max_{j=1, \dots, d} (\lambda_j/\eta_j) \right] - 1 \right) \right\}.$$

Now, we are left with choosing $A \in \mathbb{R}^{d \times d}$ that minimizes the expression $\min_{A \in \mathbb{R}^{d \times d}} \{p_d \alpha^{2/d} |1 - c(\lambda_k/\eta_k)|\}$. Clearly, choosing A such that $\eta_j = c\lambda_j$ for $j = 1, \dots, d$ minimizes the expression, which is achieved when

$A = cI_d$. Then, again since Quadratic Form Rerandomization is invariant to scaling we can see that choosing $A = I_d$ is an equivalent choice of A for minimax optimality since

$$\mathbb{V}(\hat{\tau} \mid x, Q_{I_d}(x) \leq a) = \mathbb{V}(\hat{\tau} \mid x, cQ_{I_d}(x) \leq ca) := \mathbb{V}(\hat{\tau} \mid x, cQ_{I_d}(x) \leq a').$$

Proof of Theorem 4.7

First, we will rewrite the covariance of the covariate mean differences as

$$\text{Cov}(\bar{X}_T - \bar{X}_C \mid x, Q_A^k(z) \leq a) = V \text{Cov}(\bar{Z}_T - \bar{Z}_C \mid x, Q_A^k(z) \leq a) V^T.$$

where $\bar{Z}_T - \bar{Z}_C = V^T(\bar{X}_T - \bar{X}_C)$ and $Q_A^k(z)$ is defined as in Equation (14). Let $Z_k = \bar{Z}_T^{(k)} - \bar{Z}_C^{(k)} \in \mathbb{R}^k$ be the covariate mean differences for the first k principal components and $Z_{d-k} = \bar{Z}_T^{(d-k)} - \bar{Z}_C^{(d-k)} \in \mathbb{R}^{d-k}$ be the mean differences for the last components. From here, observe that $Z_k \sim \mathcal{N}(0, \Lambda_k)$ where Λ_k represents the diagonal matrices of the first k eigenvalues of Λ . Then, we can apply Theorem 4.1 to see that

$$\text{Cov}(Z_k \mid x, Q_A^k(z) \leq a) = \Lambda_k^{1/2} \left(\text{diag}\{(q_{j,\eta})_{1 \leq j \leq k}\} \right) \Lambda_k^{1/2}.$$

Next, using the fact that $Z_{d-k} \sim \mathcal{N}(0, \Lambda_{d-k})$, it is clear that

$$\text{Cov}(Z_{d-k} \mid x, Q_A^k(z) \leq a) = \text{Cov}(Z_{d-k} \mid x) = \Lambda_{d-k}.$$

Finally, we must consider the covariance between Z_k and Z_{d-k} . Let $Z_{k,i}$ be the i th element of Z_k and $Z_{d-k,j}$ be the j th element of Z_{d-k} . Then,

$$\begin{aligned} \mathbb{E}[Z_{k,i} Z_{d-k,j} \mid x, Q_A^k(z) \leq a] &= \mathbb{E}[Z_{k,i} \mathbb{E}(Z_{d-k,j} \mid Z_{k,i}, x, Q_A^k(z) \leq a) \mid x, Q_A^k(z) \leq a] \\ &= \mathbb{E}[Z_{k,i} \mathbb{E}(Z_{d-k,j} \mid x) \mid x, Q_A^k(z) \leq a] \\ &= 0. \end{aligned}$$

Putting everything together, it follows that

$$\text{Cov}(\bar{Z}_T - \bar{Z}_C \mid x, Q_A^k(z) \leq a) = \begin{pmatrix} \Lambda_k^{1/2} \left(\text{diag}(q_{j,\eta}(k))_{1 \leq j \leq k} \right) \Lambda_k^{1/2} & 0 \\ 0 & \Lambda_{d-k} \end{pmatrix}.$$

Then, using the fact that $V^T \Sigma^{1/2} V = \Lambda^{1/2}$,

$$\begin{aligned} \text{Cov}(\bar{X}_T - \bar{X}_C \mid x, Q_A^k(z) \leq a) &= V \begin{pmatrix} \Lambda_k^{1/2} \text{diag}(q_{j,\eta}(k))_{1 \leq j \leq k} \Lambda_k^{1/2} & 0 \\ 0 & \Lambda_{d-k} \end{pmatrix} V^T \\ &= V \Lambda^{1/2} \begin{pmatrix} \text{diag}(q_{j,\eta}(k))_{1 \leq j \leq k} & 0 \\ 0 & I_{d-k} \end{pmatrix} \Lambda^{1/2} V^T \\ &= \Sigma^{1/2} V \begin{pmatrix} \text{diag}(q_{j,\eta}(k))_{1 \leq j \leq k} & 0 \\ 0 & I_{d-k} \end{pmatrix} V^T \Sigma^{1/2} \end{aligned}$$

which completes the proof.