

# Constraining Neutrino Mixing Schemes with Correlations of Oscillation Data \*

BISWAJIT KARMAKAR, SZYMON ZIĘBA

Institute of Physics, University of Silesia, Katowice, Poland

*Received March 22, 2024*

Correlations obtained from neutrino oscillation data on mixing parameters may help to validate neutrino mixing schemes. In this context, we explore how correlations of neutrino oscillation parameters affect the  $TM_1$  and  $TM_2$  mixing scenarios.

## 1. Introduction

Neutrino oscillation data implies that three types of known flavor neutrinos  $|\nu_\alpha\rangle$ , ( $\alpha = e, \mu, \tau$ ) mix, in a minimal setup, with three massive states  $|\nu_i\rangle$ , ( $i = 1, 2, 3$ ), i.e.  $|\nu_\alpha\rangle = U_{\text{PMNS}}|\nu_i\rangle$ . The standard parametrization of the unitary Pontecorvo–Maki–Nakagawa–Sakata (PMNS) mixing matrix is [1–3]

$$U_{\text{PMNS}} = \begin{bmatrix} c_{12}c_{13} & s_{12}c_{13} & s_{13}e^{i\delta_{\text{CP}}} \\ s_{12}c_{23} - c_{12}s_{13}s_{23}e^{i\delta_{\text{CP}}} & c_{12}c_{s3} - s_{12}s_{13}s_{23}e^{i\delta_{\text{CP}}} & c_{13}s_{23} \\ s_{12}s_{23} - c_{12}s_{13}c_{23}e^{i\delta_{\text{CP}}} & -c_{12}s_{23} - s_{12}s_{13}c_{23}e^{i\delta_{\text{CP}}} & c_{13}c_{23} \end{bmatrix} U_{\text{M}}$$

where  $s(c)_{12,13,23} \equiv \sin(\cos)\theta_{12,13,23}$  are three mixing angles and  $\delta_{\text{CP}}$  is the Dirac CP phase. The matrix  $U_{\text{M}} \equiv \text{diag}(e^{i\alpha_1}, e^{i\alpha_2}, 1)$  is associated with additional CP phases  $\alpha_{1,2}$  in case neutrinos are self-conjugate Majorana particles. However, oscillation experiments are not sensitive to  $\alpha_{1,2}$ .

Recent NuFIT 5.2 with SK atmospheric data (NuFIT) [4, 5] gives at the  $3\sigma$  level (1dof,  $\Delta\chi^2 = 9$ )

$$\text{NO : } \theta_{13} \in (8.23^\circ, 8.91^\circ), \theta_{12} \in (31.31^\circ, 35.74^\circ), \theta_{23} \in (39.7^\circ, 51.0^\circ), \\ \delta_{\text{CP}} \in (144^\circ, 350^\circ), \quad (1)$$

$$\text{IO : } \theta_{13} \in (8.23^\circ, 8.94^\circ), \theta_{12} \in (31.31^\circ, 35.74^\circ), \theta_{23} \in (39.9^\circ, 51.5^\circ), \\ \delta_{\text{CP}} \in (194^\circ, 344^\circ). \quad (2)$$

---

\* Presented by S. Zięba at the XXX Cracow EPIPHANY Conference on Precision Physics at High Energy Colliders, Kraków, January 8-12, 2024

For a recent review on global fits, see [6]. With experimental improvements, a further increase in precision is expected in the coming years, see Fig. 1 in [7].

In this proceedings, we show how correlations among neutrino parameters can be used to constrain realistic mixing schemes. The correlations for specific sets of oscillation parameters are provided by NuFIT [4, 5] or de Salas et al. [8] in the form of  $\Delta\chi^2$  tables. Here we use the most recent NuFIT 5.2 data sets (with SK atmospheric data). In Fig. 1 we show sample correlations among neutrino mixing parameters for both normal (NO) and inverted (IO) mass ordering at  $\Delta\chi^2 = 9$ .

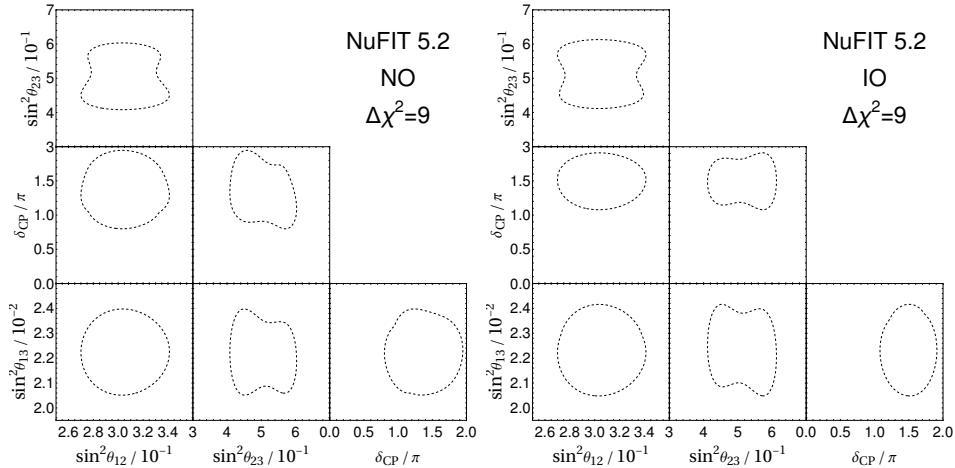


Fig. 1. Sample correlations of oscillation parameters at  $\Delta\chi^2 = 9$  for NO and IO mass ordering. Plots based on NuFIT data [5].

Origin of the observed pattern of neutrino mixing still is one of the most fundamental challenges in neutrino physics. Theories based on non-Abelian discrete flavor symmetries are among the most elegant frameworks which proposes various mixing schemes. With the accurate measurement of  $\theta_{13}$  in 2012 by Daya Bay [9] and Reno [10], trimaximal (TM<sub>1</sub> and TM<sub>2</sub>) [11] mixing scheme stands out as a plausible explanation for the lepton mixing matrix. In this work we attempt to further constraint the TM<sub>1</sub> and TM<sub>2</sub> mixing predictions, with the correlations obtained from the observed neutrino oscillation data at  $\Delta\chi^2 \approx 6.18/9/11.83$  levels for both NO and IO (see Fig. 1).

## 2. Constraining $\text{TM}_1$ and $\text{TM}_2$ predictions

In the  $\text{TM}_1$  and  $\text{TM}_2$  mixing schemes, trimaximal mixing matrix has the following structure

$$|U_{\text{TM}_1}| = \begin{bmatrix} \frac{2}{\sqrt{6}} & * & * \\ \frac{1}{\sqrt{6}} & * & * \\ \frac{1}{\sqrt{6}} & * & * \end{bmatrix}, \quad |U_{\text{TM}_2}| = \begin{bmatrix} * & \frac{1}{\sqrt{3}} & * \\ * & \frac{1}{\sqrt{3}} & * \\ * & \frac{1}{\sqrt{3}} & * \end{bmatrix}.$$

Comparing the corresponding elements of the first (second) column of  $U_{\text{PMNS}}$  and  $U_{\text{TM}_1}$  ( $U_{\text{TM}_2}$ ), relations between oscillation parameters can be derived (see e.g. [12, 13]). The relation between  $s_{12}^2$  and  $s_{13}^2$  reads

$$\text{TM}_1 : s_{12}^2 = \frac{1 - 3s_{13}^2}{3 - 3s_{13}^2}, \quad \text{TM}_2 : s_{12}^2 = \frac{1}{3 - 3s_{13}^2}. \quad (3)$$

Similarly, the relation between  $\delta_{\text{CP}}$  and  $s_{13}^2$  and  $s_{23}^2$  can be written as

$$\begin{aligned} \text{TM}_1 : \cos \delta_{\text{CP}} &= \frac{(1 - 5s_{13}^2)(2s_{23}^2 - 1)}{4s_{13}s_{23}\sqrt{2(1 - 3s_{13}^2)(1 - s_{23}^2)}}, \\ \text{TM}_2 : \cos \delta_{\text{CP}} &= -\frac{(2 - 4s_{13}^2)(2s_{23}^2 - 1)}{4s_{13}s_{23}\sqrt{(2 - 3s_{13}^2)(1 - s_{23}^2)}}. \end{aligned} \quad (4)$$

Although Eq. (4) explicitly involves only  $\delta_{\text{CP}}$ ,  $s_{13}^2$  and  $s_{23}^2$ , it has a hidden dependence on  $s_{12}^2$  via Eq. (3). Hence to constrain the  $\text{TM}_{1,2}$  predictions we use all possible correlations, such as,  $s_{13}^2$  vs  $s_{12}^2$ ,  $s_{13}^2$  vs  $s_{23}^2$ ,  $s_{12}^2$  vs  $s_{23}^2$ ,  $s_{13}^2$  vs  $\delta_{\text{CP}}$ ,  $s_{12}^2$  vs  $\delta_{\text{CP}}$ ,  $s_{23}^2$  vs  $\delta_{\text{CP}}$  obtained from global analysis of neutrino oscillation data (see Fig. 1). In Figs. 2 and 3 we have plotted dependence of mixing parameters in the  $s_{12}^2 - s_{13}^2$  and  $\delta_{\text{CP}} - s_{23}^2$  planes (Eqs. (3),(4)) as theorized by the  $\text{TM}_1$  (light green shaded region) and  $\text{TM}_2$  (light purple shaded region) mixing schemes for both NO (left panel) and IO (right panel). Here the dashed lines imply  $3\sigma$  (2dof) allowed regions by NuFIT [5] and the best-fit values are given by  $\star$  (NO),  $\bullet$  (IO). The darker shades in Fig. 2 (inside the dashed lines) imply the allowed  $3\sigma$  (2dof) region for  $\text{TM}_{1,2}$  mixings. Using the ranges given in Fig. 2 and correlations from NuFIT (see Fig. 1), we can further constrain the predictions of  $\text{TM}_{1,2}$  mixing schemes. For example, the darker-shaded region in Fig. 3 represents the allowed regions in the  $\delta_{\text{CP}} - s_{23}^2$  plane significantly constraining the theoretical prediction for the  $\text{TM}_2$  mixing. Similar constraints can also be imposed on  $\delta_{\text{CP}} - s_{13}^2$  and  $s_{23}^2 - s_{13}^2$  planes. In Fig. 2 we can find that  $\theta_{12}$  is almost horizontal, and it constraints  $\theta_{13}$  strongly for  $\text{TM}_2$  compared to  $\text{TM}_1$ . These stringent constraints affect the allowed ranges of  $\delta_{\text{CP}}$  and  $\theta_{23}$  in Fig. 3. Therefore,

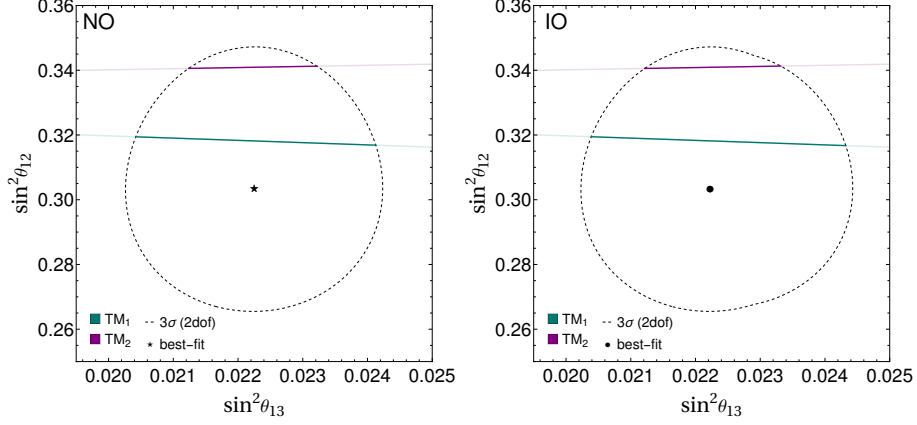


Fig. 2.  $s_{12}^2$  plotted against  $s_{13}^2$  for  $TM_{1,2}$  mixing. See text for details.

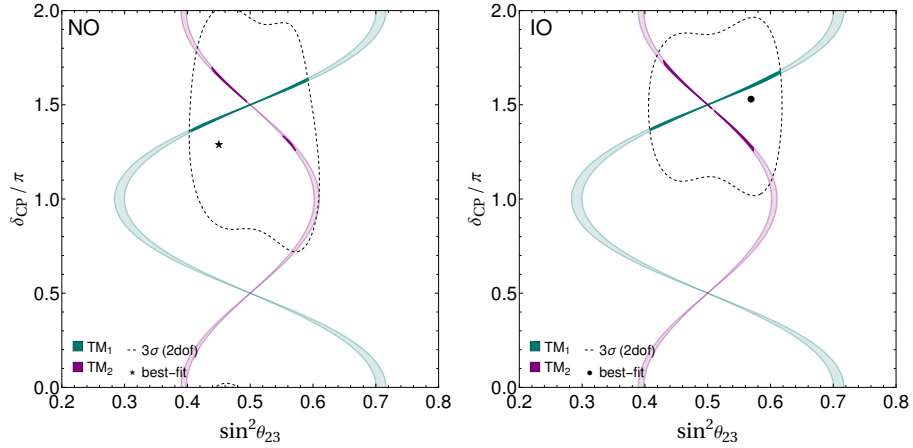


Fig. 3.  $\delta_{CP}$  plotted against  $s_{23}^2$  for  $TM_{1,2}$  mixing. See text for details.

finally, complying with allowed regions of neutrino oscillation parameters (Fig. 1) and their one-dimensional projections in  $s_{13}^2 - s_{12}^2$  (Fig. 2),  $\delta_{CP} - s_{23}^2$  (Fig. 3),  $\delta_{CP} - s_{13}^2$  and  $s_{23}^2 - s_{13}^2$  planes, we have summarized the final prediction (on  $\theta_{12,23,13}$  and  $\delta_{CP}$ ) for  $TM_{1,2}$  mixing schemes in Tab. 1 for both mass orderings. The results in this table should be compared with ‘model independent’ results of a global fit in Eqs. (1) and (2).

### 3. Conclusions

We show how correlations obtained from neutrino oscillation data affect constraints on the  $TM_1$  and  $TM_2$  mixings. Within allowed regions, the

TM <sub>1</sub> mixing				
Parameter	Ordering	$\Delta\chi^2 \approx 6.18$	$\Delta\chi^2 = 9$	$\Delta\chi^2 \approx 11.83$
$\theta_{13}/^\circ$	NO	8.33 – 8.83	8.27 – 8.89	8.21 – 8.94
	IO	8.33 – 8.85	8.26 – 8.92	8.21 – 8.98
$\theta_{12}/^\circ$	NO	34.28 – 34.39	34.26 – 34.41	34.25 – 34.42
	IO	34.27 – 34.39	34.26 – 34.41	34.24 – 34.42
$\theta_{23}/^\circ$	NO	40.3 – 45.6	39.8 – 49.5	39.5 – 50.3
	IO	40.5 – 51.0	40.1 – 51.4	39.7 – 51.7
$\delta_{CP}/^\circ$	NO	248.6 – 272.4	246.4 – 290.8	244.7 – 295.2
	IO	250.0 – 297.7	247.7 – 300.1	245.8 – 302.0
TM <sub>2</sub> mixing				
Parameter	Ordering	$\Delta\chi^2 \approx 6.18$	$\Delta\chi^2 = 9$	$\Delta\chi^2 \approx 11.83$
$\theta_{13}/^\circ$	NO	×	8.53 – 8.62	8.38 – 8.77
	IO	×	8.53 – 8.61	8.37 – 8.79
$\theta_{12}/^\circ$	NO	×	35.72 – 35.73	35.70 – 35.75
	IO	×	35.72 – 35.73	35.70 – 35.75
$\theta_{23}/^\circ$	NO	×	×	41.5 – 44.7 & 48.0 – 49.2
	IO	×	×	40.9 – 45.4 & 45.6 – 49.2
$\delta_{CP}/^\circ$	NO	×	×	226.6 – 239.9 & 273.3 – 305.3
	IO	×	×	226.2 – 263.9 & 266.9 – 312.0

Table 1. Constraints on TM<sub>1</sub> and TM<sub>2</sub> mixing scenarios obtained using correlations among neutrino oscillation parameters inferred from experimental data.  $\Delta\chi^2 \approx 6.18/9/11.83$  corresponds to  $2\sigma/2.54\sigma/3\sigma$  (2dof). The symbol "×" indicates that there are no allowed solutions for TM<sub>2</sub> mixing.

TM<sub>2</sub> mixing scheme is most constrained. The outlined here procedure can be applied to analysis of other neutrino mixing models which predict analytic relations among oscillation parameters.

### Acknowledgements

We would like to thank Janusz Gluza for discussions and remarks. The research has been supported by the Polish National Science Center (NCN) under grant 2020/37/B/ST2/02371.

### REFERENCES

- [1] B. Pontecorvo, Inverse beta processes and nonconservation of lepton charge, Zh. Eksp. Teor. Fiz. 34 (1957) 247.
- [2] Z. Maki, M. Nakagawa, S. Sakata, Remarks on the unified model of elementary particles, Prog. Theor. Phys. 28 (1962) 870–880. [doi:10.1143/PTP.28.870](https://doi.org/10.1143/PTP.28.870).
- [3] M. Kobayashi, T. Maskawa, CP Violation in the Renormalizable Theory of Weak Interaction, Prog. Theor. Phys. 49 (1973) 652–657. [doi:10.1143/PTP.49.652](https://doi.org/10.1143/PTP.49.652).

- [4] I. Esteban, M. C. Gonzalez-Garcia, M. Maltoni, T. Schwetz, A. Zhou, The fate of hints: updated global analysis of three-flavor neutrino oscillations, *JHEP* 09 (2020) 178. [arXiv:2007.14792](#), [doi:10.1007/JHEP09\(2020\)178](#).
- [5] NuFIT 5.2 data files, <http://www.nu-fit.org/?q=node/256#label185> (2022).
- [6] G. Chauhan, P. S. B. Dev, B. Dziwiewit, W. Flieger, J. Gluza, K. Grzanka, B. Karmakar, J. Vergeest, S. Zieba, Discrete Flavor Symmetries and Lepton Masses and Mixings, in: *Snowmass 2021*, 2022. [arXiv:2203.08105](#).
- [7] N. Song, S. W. Li, C. A. Argüelles, M. Bustamante, A. C. Vincent, The Future of High-Energy Astrophysical Neutrino Flavor Measurements, *JCAP* 04 (2021) 054. [arXiv:2012.12893](#), [doi:10.1088/1475-7516/2021/04/054](#).
- [8] P. F. de Salas, D. V. Forero, S. Gariazzo, P. Martínez-Miravé, O. Mena, C. A. Ternes, M. Tórtola, J. W. F. Valle, 2020 global reassessment of the neutrino oscillation picture, *JHEP* 02 (2021) 071. [arXiv:2006.11237](#), [doi:10.1007/JHEP02\(2021\)071](#).
- [9] F. P. An, et al., Observation of electron-antineutrino disappearance at Daya Bay, *Phys. Rev. Lett.* 108 (2012) 171803. [arXiv:1203.1669](#), [doi:10.1103/PhysRevLett.108.171803](#).
- [10] J. K. Ahn, et al., Observation of Reactor Electron Antineutrino Disappearance in the RENO Experiment, *Phys. Rev. Lett.* 108 (2012) 191802. [arXiv:1204.0626](#), [doi:10.1103/PhysRevLett.108.191802](#).
- [11] C. H. Albright, A. Dueck, W. Rodejohann, Possible Alternatives to Tri-bimaximal Mixing, *Eur. Phys. J. C* 70 (2010) 1099–1110. [arXiv:1004.2798](#), [doi:10.1140/epjc/s10052-010-1492-2](#).
- [12] I. de Medeiros Varzielas, L. Lavoura, Flavour models for  $TM_1$  lepton mixing, *J. Phys. G* 40 (2013) 085002. [arXiv:1212.3247](#), [doi:10.1088/0954-3899/40/8/085002](#).
- [13] G. Chauhan, P. S. B. Dev, I. Dubovyk, B. Dziwiewit, W. Flieger, K. Grzanka, J. Gluza, B. Karmakar, S. Zięba, Phenomenology of Lepton Masses and Mixing with Discrete Flavor Symmetries (10 2023). [arXiv:2310.20681](#).