

Clumpy accretion as a possible reason of prolonged eclipses of UX Ori type stars

VLADIMIR P. GRININ^{1,2} AND TATIANA V. DEMIDOVA³

¹*Pulkovo Observatory of the Russian Academy of Sciences, Pulkovskoye Avenue 65, St. Petersburg 196140, Russia*

²*V.V. Sobolev Astronomical Institute, St. Petersburg University, Petrodvorets, Universitetskii p. 28, St. Petersburg, 198504, Russia*

³*Crimean Astrophysical Observatory, p. Nauchny, Bakhchisaray, Crimea, 298409, Russia*

ABSTRACT

The paper proposes a model of deep and prolonged eclipses of young stars of the UX Ori type. Some of these events continue for decades and existing models cannot explain them. Our paper shows that such eclipses can be caused by the falling of gas and dust clump from the remnants of the protostellar cloud onto the protoplanetary disk. The disturbance in the disk caused by the fall of the clump leads to a surge in the accretion activity of the star and, as a consequence, to an increase in the disk wind. If the circumstellar disk is tilted at a slight angle to the line of sight, then dust raised by the wind from the surface of the disk can cause a strong decrease in the star's brightness, which can last for decades.

Keywords: Accretion (14) — Protoplanetary disks (1300) — Pre-main sequence stars (1290) — Hydrodynamical simulations (767) — UX Ori type stars

1. INTRODUCTION

UX Ori type stars are among the photometrically most active young objects. The reason for their activity is the slight inclination of the circumstellar disks relative to the direction towards an observer (Grinin et al. 1991; Natta et al. 1997). As a result, the brightness of these stars changes following the change in circumstellar extinction along the line of sight. The amplitude of brightness reduction in the optical region of the spectrum reaches $2\text{--}3^m$. The decrease in the star's brightness below this level is prevented by the scattered radiation of its circumstellar disk, which dominates at deep minima (Grinin 1988). The duration of minima usually ranges from several days to two - three weeks. Such events can be caused by fluctuations in the density of the gas-dust atmosphere of the disk in the dust evaporation zone (Natta et al. 2001; Dullemond et al. 2001) or the inhomogeneous structure of the disk wind (Vinković & Jurkić 2007; Tambovtseva & Grinin 2008), or clouds of charged particles rising above the disk plane along the magnetic field lines (Turner et al. 2014). However, in some cases very long eclipses are observed, lasting ten or more years (see, for example, Semkov et al. 2015; Grinin et al. 2023). Such events still

have no acceptable explanation. Our paper proposes a semi-empirical model of such events. It is assumed that they may be the result of massive gas and dust clumps falling onto the disk from the remnants of a protostellar cloud or from circumstellar space.

The theory predicts the formation of such clumps in the vicinity of protostars at the early stages of their evolution (Kuffmeier et al. 2018). The accretion of such clumps can occur on the inner parts of the disk (~ 1 a.e). In addition, clumps weighing several tens of Jupiter masses can form due to the development of gravitational instability at the periphery of massive protoplanetary disks (Vorobyov & Basu 2005). Some of these clumps lose angular momentum as they interact with the surrounding gas and migrate toward the center of the disk, causing bursts of accretion. In addition, clumps can leave the parent disk during the process of rapid relaxation of the system (Basu & Vorobyov 2012; Vorobyov et al. 2017). The ejection of clumps will help stabilize the system by analogy with the processes occurring in young star clusters (for example, Goodwin 1998).

Such gas clumps can be observed as compact dark spots against the background of bright reflection nebulae and HII regions (Gahm et al. 2007; Grenman et al. 2018). When a compact clump approaches a protoplanetary disk, it will be stretched into a stream of finite size. Asymmetric stream-like gas structures have been discovered in high-contrast images of a number of pro-

toplanetary disks obtained with ALMA (Pineda et al. 2023). The most striking examples of such structures were observed in the young objects SU Aur (Ginski et al. 2021) and DG Tau (Garufi et al. 2022). This suggests that the accretion of gas clumps onto a protoplanetary disk from the surrounding space is not an exceptionally rare event.

In our previous papers (Demidova & Grinin (2022, 2023) using the SPH method, three-dimensional gas-dynamic models were calculated, on the basis of which the observational manifestations of the consequences of a collision of a gas clump with a protoplanetary disk were studied. It has been shown that when observing the disk from polar directions, the fall of the clump leads to the formation of large-scale structures that can be observed in submillimeter images. In this case, the fall of a massive clump near the star can trigger an FU Ori-type flare, as well as tilt the inner part of the disk relative to the periphery. In this paper, we study the case when the protoplanetary disk is observed at a small angle to the line of sight (the case of UX Ori type stars).

2. MODEL

The paper considers a model of a system consisting of a star with a mass of $M_* = 1.4M_\odot$, a radius of $R_* = 2.3R_\odot$ and a temperature of $T_* = 7500K$, surrounded by a gas disk. At the initial moment of time, the matter in the disk is distributed within the limits $r_{in} = 0.1 \text{ au}, r_{out} = 50 \text{ au}$ according to the standard density distribution law described in Dutrey et al. (1994):

$$\rho(r, z, 0) = \frac{\Sigma_0}{\sqrt{2\pi}H(r)} \frac{r_{in}}{r} e^{-\frac{z^2}{2H^2(r)}}, \quad (1)$$

where r is the distance from the center of the star in the disk plane (cylindrical radius), and z is the distance from the disk plane, Σ_0 is the surface density at a distance r_{in} (determined by the total mass of the disk $M_{disk} = 0.01M_\odot$). The half-thickness of the disk is determined by the formula:

$$H(r) = \sqrt{\frac{\kappa T_{mid}(r) r^3}{GM_* \mu m_H}}, \quad (2)$$

where T_{mid} is the temperature of the matter in the plane of the disk, G is the gravitational constant, m_H is the mass of hydrogen, and $\mu = 2.35$ is the average molecular mass.

The disk is assumed to be vertically isothermal. The dependence of temperature on the distance to the star is described by a relation similar to that adopted in Chiang & Goldreich (1997); Dullemond & Dominik (2004):

$$T_{mid}(r) = \sqrt[4]{\frac{\Gamma}{4}} \sqrt{\frac{R_*}{r}} T_*, \quad (3)$$

where the parameter is $\Gamma = 0.05$, and does not change over time.

The dynamics of the disk were calculated over 600 years, and then a density perturbation was added to it in portions (which simulates the fall of a gas steam) within the radii r_0 , r_1 and the azimuthal angle $\Delta\phi$ (Fig. 1). A total of five portions of gas were added with a time interval of 0.2 year (calculations showed that during this time a point at a distance of $r = 3 \text{ AU}$, located near the apoaster of the orbit, passes $\sim 6^\circ$). It was believed that during the collision with the disk, the matter lost some of its energy to heat the disk. Therefore, it was assumed that the perturbation velocity is less than the Keplerian one and is a fraction of L from it at a given distance (in addition, when the clump falls retrogradely, its speed will decrease due to interaction with the disk matter). The vertical component of the velocity, corresponding to the inclination I , was also preserved, since it was assumed that the clump's orbit intersects the plane of the disk at a certain angle. The perturbation mass m also varied. A detailed description of the model is given in Demidova & Grinin (2023). After adding the clump, calculations continued for another 500 years.

3. METHOD

Gas-dynamic calculations were carried out using the SPH method with variable smoothing length, which is the basis of the cosmological code GADGET-2¹ (Springel et al. 2001; Springel 2005), modified by us for protoplanetary disks (Demidova 2016). 10^6 particles with gas properties took part in the calculations. The viscosity and self-gravity of the disk were taken into account.

In the calculations, the transfer of angular momentum was carried out by introducing numerical viscosity, for which the following parameters were set: $\alpha_{SPH} = 1$, $\beta_{SPH} = 0$. Turbulent viscosity in this case is defined as $\nu = 0.1 c_s h \alpha_{SPH}$ (Price 2012), where c_s is the speed of sound, defined within a sphere limited by the smoothing length h in the SPH method. Thus, the Shakura-Sunyaev viscosity parameter α_{SS} (Shakura & Sunyaev 1973) is not constant and is related to α_{SPH} by the relation: $\alpha_{SS} = 0.1 \alpha_{SPH} \frac{h}{H(r)}$. In an unperturbed disk, the value of α_{SS} varies from 0.36 to 0.01.

¹ <https://wwwmpa.mpa-garching.mpg.de/gadget/>

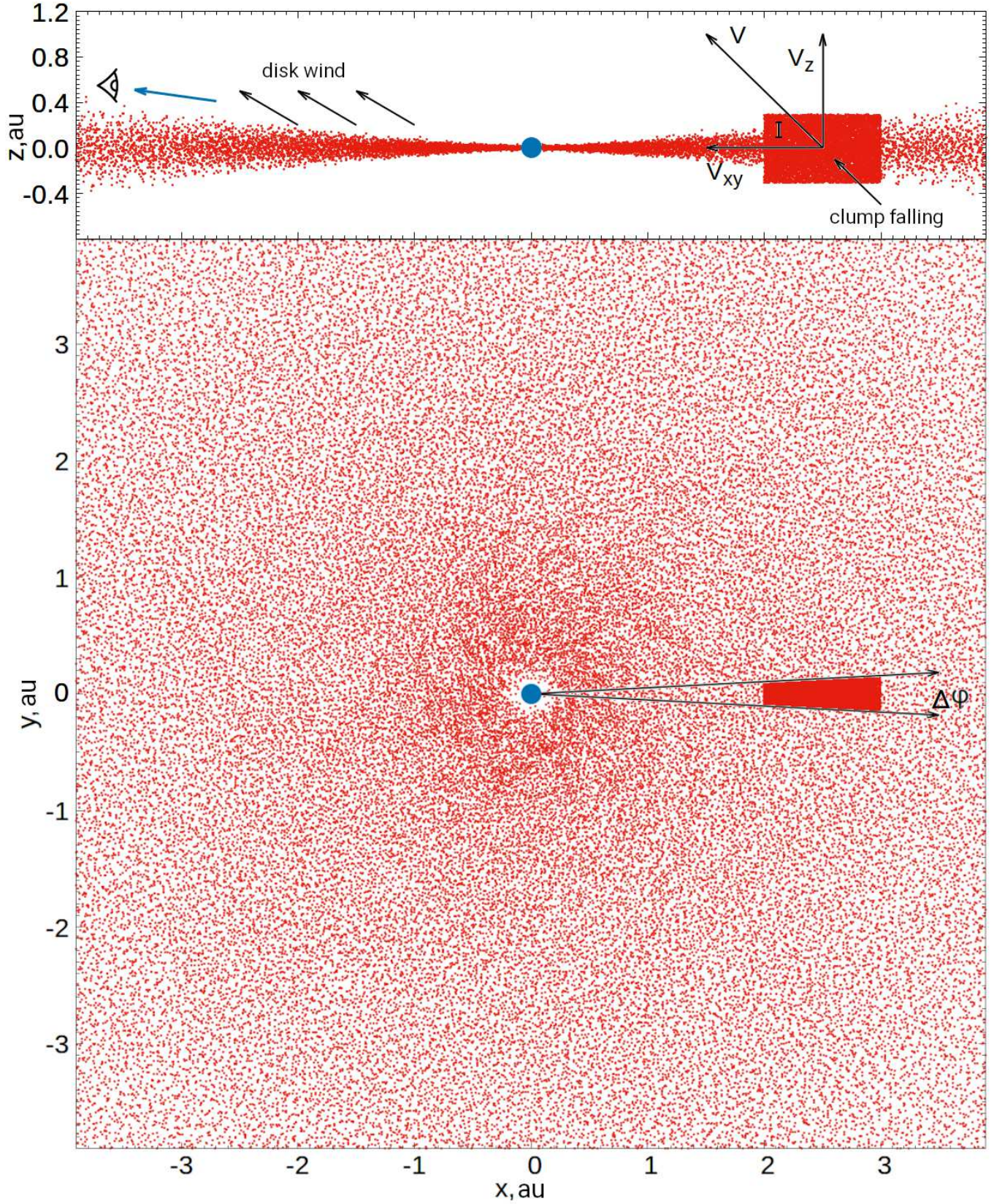


Figure 1. The section of the disk in the xz plane after adding one portion of the clump substance (top). And the projection of the position of gas particles onto the xy plane (bottom) for the model $m = 0.3M_{Jup}$, $r_0 = 2$ au, $r_1 = 3$ au, $L = 0.5$, $I = 45^\circ$, $\Delta\phi = 6^\circ$.

4. RESULTS

4.1. Eclipse of a star by the disk wind

The figure 2 shows a surge in the accretion rate caused by the fall of a gas clump from the circumstellar environment of the star onto the disk at the moment $t = 0$. The place where it falls onto the disk is located at a distance of 2 – 3 au from the star. An accretion burst begins at the moment when a wave of disturbances in the disk caused by the fall of a clump reaches the immediate vicinity of the star. At the flare maximum, the accretion rate exceeds that in the unperturbed state of the disk ($\dot{M}_0 = 1.3 \cdot 10^{-7} M_\odot/\text{yr}$) by approximately 3 times in the case of $m = 0.1 M_{Jup}$ (M_{Jup} is mass of Jupiter), 9 times for $m = 0.3 M_{Jup}$ and 18 times for $m = 0.5 M_{Jup}$. In addition, with an increase in the initial mass of the clump, the time between the beginning of the increase in the accretion rate and the achievement of its maximum value decreases.

Calculations have shown that turbulent viscosity in the region $r < 3$ a.u. decreases to $\frac{2}{3}\nu_0$ (ν_0 — unperturbed value) after 10 years, after adding a disturbance to the gaseous medium of the disk, and then slowly increases and after 100 years it is $0.7\nu_0$. Thus, the increase in the accretion rate in the model is associated primarily with a significant increase in the amount of matter with sub-Keplerian velocities in the region under consideration, and not with a change in viscosity.

It should be noted that the flare of accretion activity of the star caused by the fall of the clump onto the disk should also be accompanied by an increase in infrared (IR) radiation from the disturbed region of the disk. The shape and amplitude of the IR response depend on the model parameters and the angle of inclination of the disk to the line of sight. An additional source of IR radiation can also be a dusty disk wind (see below).

It is assumed that the surge in accretion activity is accompanied by an increase in the magnetic-centrifugal disk wind. In the case of FU Ori type stars, an increase in the disk wind was observed directly from the spectra of the star (Hartmann & Kenyon 1996). It is known from theory (see, for example, Konigl & Pudritz 2000) that the rate of mass loss in a magnetic-centrifugal wind \dot{M}_{wind} and the accretion rate \dot{M} are closely related: $\dot{M}_{wind} \approx 0.1\dot{M}$. During the acceleration process, the wind material involves small dust particles and lifts them above the surface of the disk (Safier 1993; Tripathi et al. 2017). As a result, the disk wind can become a source of circumstellar extinction. The optical thickness of the wind in the direction toward the observer τ depends on the type of wind model and the inclination of the disk and is proportional to \dot{M}_{wind} . Let

Table 1. Model parameters

$r_0 - r_1$ au	L	I °	m M_{Jup}	$\Delta\phi$ °	Δt_d yrs	Δt_{min} yrs
2-3	0.5	45	0.3	6	35	355
3-4	0.5	45	0.3	6	60	> 500
4-5	0.5	45	0.3	6	112	> 500
2-3	0.4	45	0.3	6	15	130
2-3	0.6	45	0.3	6	45	> 500
2-3	0.5	30	0.3	6	55	> 500
2-3	0.5	60	0.3	6	25	165
2-3	0.5	45	0.3	4	35	360
2-3	0.5	45	0.3	8	35	340
2-3	0.5	45	0.1	6	60	> 500
2-3	0.5	45	0.5	6	25	127

τ_{max} denote the value of τ at the flare maximum. Then we can write: $\tau = \tau_{max}(\dot{M} - \dot{M}_0)/\dot{M}_{max}$, where \dot{M}_0 is the accretion rate at $t = 0$. According to the meaning of this formula, the value τ obtained from it represents the increment in the optical thickness of the disk wind caused by an increase in the accretion rate.

Taking this into account, the theoretical light curve has the form: $I = I_{tot}e^{-\tau} + I_{sc}$, where I_{tot} is the intensity of the star's radiation during the accretion burst, and I_{sc} is the scattered light. Since we do not know exactly how the accretion flare is transformed into an optical one, for simplicity we will assume: $I_{tot} = I_\star \cdot \dot{M}/\dot{M}_0$ and $I_{sc} = 0.01I_{tot}$. When calculating the light curves, it was assumed that $\tau_{max} = 5$.

The parameters of the calculated models with different characteristics of the clump are given in the Table 1. The last two columns estimate the time intervals Δt_d , during which the brightness decreases, and Δt_{min} is the time interval from the beginning of the brightness decrease until the return to the initial value.

Theoretical light curves are shown in the figures 3–5. It can be seen that as the distance between the disturbance and the star decreases, the brightness decreases faster, and the minimum phase becomes shorter (Fig. 3). In a similar way, the light curve is affected by a decrease in the parameter L (Fig. 4) and an increase in the angle of I (Fig. 5). Calculations have shown that variations in the $\Delta\phi$ parameter within 4° – 8° do not have a noticeable effect on the behavior of the light curve.

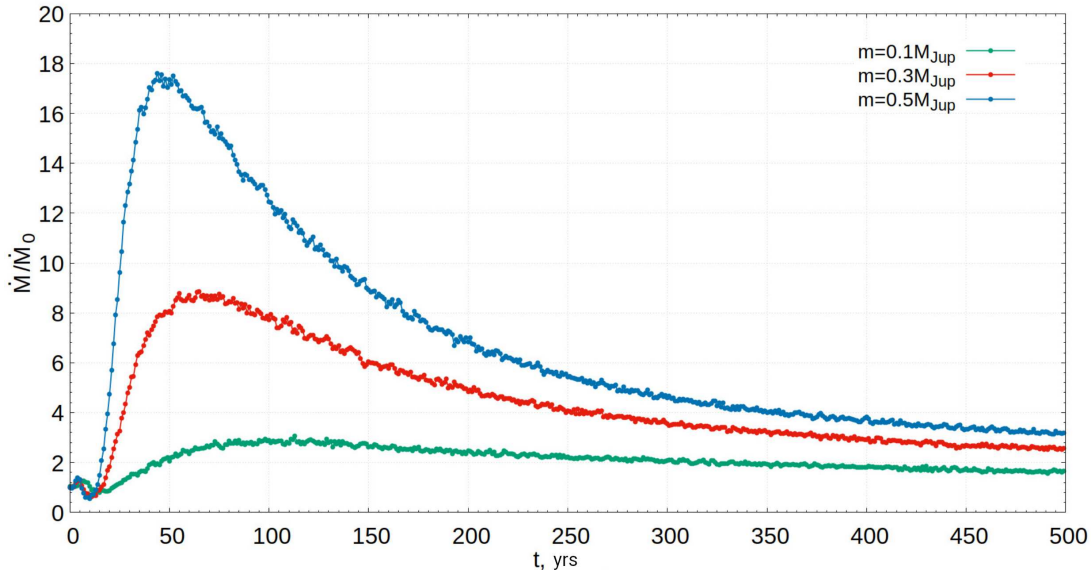


Figure 2. Accretion rate as a function of time for three values of the initial clump mass: $0.1M_{Jup}$ (green line), $0.3M_{Jup}$ (red line) and $0.5M_{Jup}$ (blue line). The value is given relative to the unperturbed value M_0 . Model parameters are $r_0 = 2$ au, $r_1 = 3$ au, $L = 0.5$, $I = 45^\circ$, $\Delta\phi = 6^\circ$.

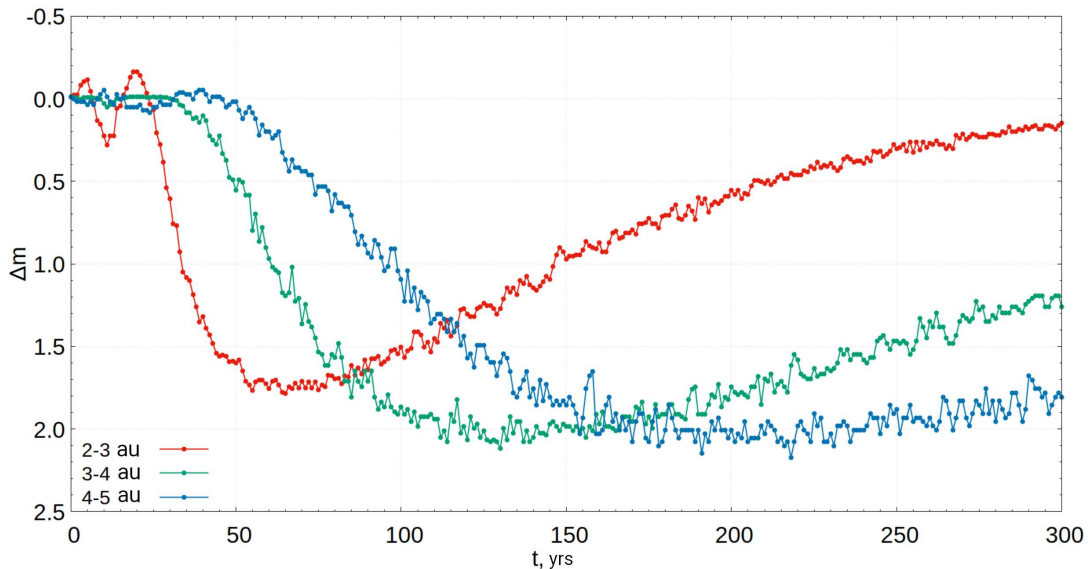


Figure 3. Theoretical light curves of a star eclipsed by a disk wind for models with parameters $L = 0.5$, $I = 45^\circ$, $\Delta\phi = 6^\circ$ and three ranges $r_0 - r_1$ (listed in lower left corner).

4.2. Light curve of CQ Tau

Figure 6 shows the light curve of CQ Tau in the B band over a time interval of ~ 125 years. It can be seen that the photometric activity of the star changed dramatically in the middle of the last century: the bright state of the star, accompanied by small flux fluctuations, ended with a sharp drop in brightness caused by a strong increase in circumstellar extinction. This deep minimum has a complex shape and has been going on for more than half a century (Minikulov et al.

1993; Shakhovskoj et al. 2005; Grinin et al. 2023). A recent periodogram analysis of the photometric activity of the star (Grinin et al. 2023) confirmed the presence of the previously suspected (Shakhovskoj et al. 2005) period of 10 years (see also Hammond et al. 2022). From Fig. 6 it is clear that the star gradually returns to its original bright state, undergoing frequent and deep dimming of brightness. They indicate that the star is still surrounded by a large amount of highly inhomogeneous circumstellar dust, which, despite the large inclination

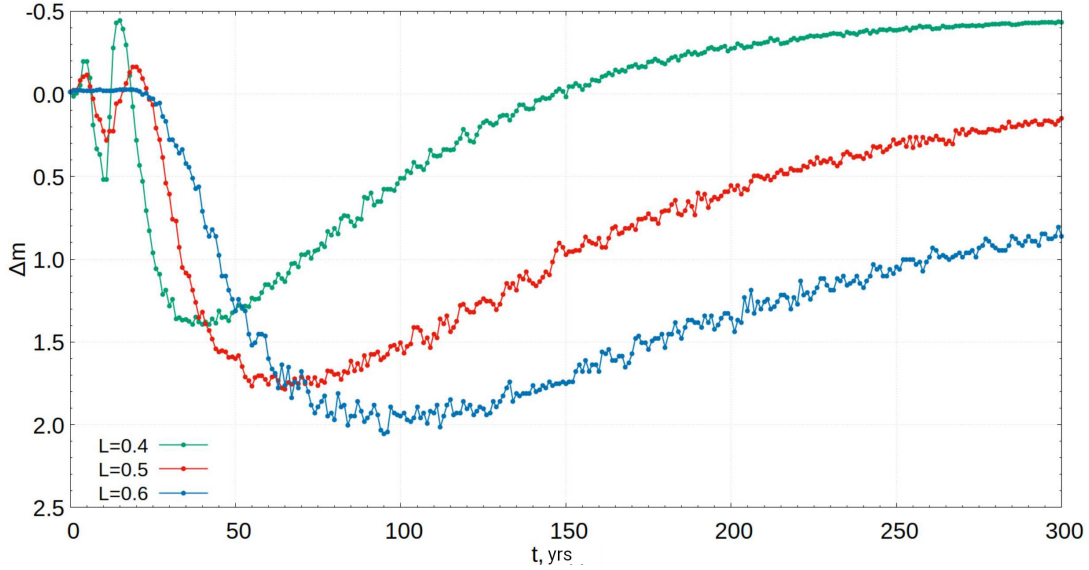


Figure 4. The same as in Fig. 3 for models with parameters $r_0 = 2$ au, $r_1 = 3$ au, $I = 45^\circ$, $\Delta\phi = 6^\circ$ and three values of the parameter L (indicated in the lower left corner).

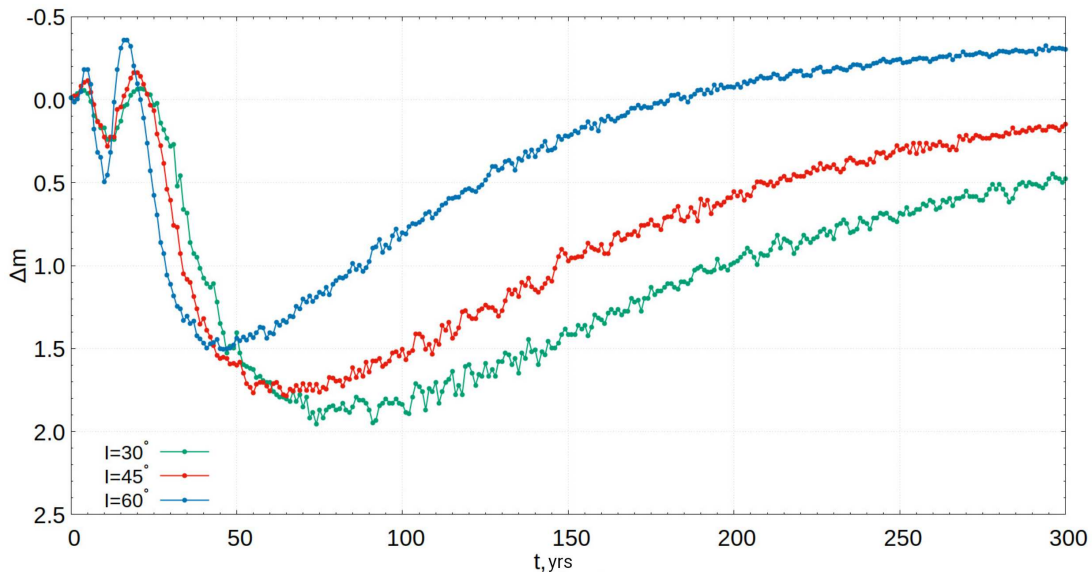


Figure 5. The same as in Fig. 3 for models with parameters $r_0 = 2$ au, $r_1 = 3$ au, $L = 0.5$, $\Delta\phi = 6^\circ$ and three values of inclination angle I (indicated in the lower left corner).

of the inner disk to the line of sight (about 40° see below), is capable of shielding the star from time to time from the observer.

Approximately the same shape of a deep minimum lasting about 10 years was observed (Semkov et al. 2015) in the T Tauri star V1184 Tau, the light curve of which is presented in Fig. 7. The general similarity between the theoretical and observed light curves presented in figures 3–5 and 6,7 suggests that in both cases a strong and prolonged decrease in the brightness of these stars was initiated by a disturbance in their cir-

cumstellar disks, the cause of which could be the fall of a massive clump onto a disk in the vicinity of the star. It should be noted that currently CQ Tau is characterized by a rather high accretion rate: $\dot{M} = 1.12 \cdot 10^{-7} M_\odot$ per year (Donehev & Brittain 2011). At this accretion rate, the dusty disk wind can be opaque to the optical radiation of the star, even when the disk is tilted to the line of sight at about 40° (Albrant et al. 2024). Disturbances caused by the orbital motion of the com-

panion², lead to periodic variations in the amplitude of the eclipses, which are clearly visible on the light curve of the star (Fig. 6).

A similar sharp drop in brightness occurred in the star AA Tau in 2011, and the star is still in this state (Bouvier et al. 2013; Covey et al. 2021). Another T Tauri star, RW Aur, has had photometric activity that has changed greatly in recent years: the star began to experience deep and prolonged minima (Shenavrin et al. 2015; Petrov et al. 2015; Facchini et al. 2016; Dodin et al. 2019). Such large-scale dimming of the brightness of young stars indicates the appearance in their immediate vicinity of an additional portion of matter, which stimulated the rise of dust above the disk, including due to an increase in the disk wind.

5. DISCUSSION

The dusty disk wind can be not only a source of circumstellar extinction, which causes a weakening of the optical brightness of the star at small angles of the disk inclination to the line of sight, but also a source of additional IR radiation (Bans & Königl 2012). As a result, an interesting phenomenon can be observed when the optical brightness of a star decreases, and the IR radiation increases. This phenomenon has indeed been observed in some UX Ori type stars. In particular, an increase in brightness in the K band during the optical minimum was observed for the star V1184 Tau (Grinin et al. 2009) and was interpreted as an increase in the disk wind. A similar picture was observed Shenavrin et al. (2015) for the star RW Aur and was interpreted in the same way.

In addition to the ten-year photometric period in changes in the star’s brightness, the existence of a companion in the vicinity of CQ Tau is also evidenced by the results of interferometric observations of the star in the millimeter range (Ubeira Gabellini et al. 2019; Wölfer et al. 2021), which showed the presence of an extended cavity in the central parts of the circumstellar disk³. According to interferometric observations in the near-IR region of the spectrum, the inner part of the CQ Tau disk is inclined at an angle $i = 48 \pm 5^\circ$ (Eisner et al. 2004) relative to the plane of the sky, while according to observations in the millimeter range, the outer disk is

inclined at an angle of 35° (Chapillon et al. 2008; Ubeira Gabellini et al. 2019). As is known, a similar picture is observed in the central region of the circumstellar disk β Pic (Burrows et al. 1995) and is explained by the existence of a planet whose orbit is inclined relative to the plane of the outer disk (Lagrange et al. 2009; Chauvin et al. 2012). The different inclinations of the inner and outer disk indicate strong disturbances in the process of its formation and evolution.

6. CONCLUSION

Thus, the fall of a massive clump onto the disk can cause a luminosity burst of the FU Ori type when observing the disk from the polar directions (Demidova & Grinin 2023), whereas with a slight inclination of the disk to the line of sight such an event can cause a deep and long lasting reduction of brightness. This dualism of the FU Ori phenomenon emphasizes the importance of the orientation of the circumstellar disk relative to the direction towards the observer when describing the observed phenomena. In the case of UX Ori type stars, to which CQ Tau belongs, the conclusion about the small angle of inclination of the disk to the line of sight was made based on observations of high linear polarization of stars in deep brightness minima (Grinin et al. 1991). For CQ Tau itself, such observations were obtained Berdyugin et al. (1990). It is interesting that the assumption that V1184 Tau belongs to the family of UX Ori type stars was made in Alves et al. (1997) long before the star began its deep minimum brightness in 2004, shown in Fig. 7. The basis for this assumption was spectral observations, which showed that the emission in the H_α line in the spectrum of the star has a two-component profile, expanded by the rapid rotation of the emitting gas. Previously, based on statistical analysis, it was shown (Grinin & Rostopchina 1996) that such H_α line profiles are characteristic specifically of UX Ori type stars, which was recently confirmed in Vioque et al. (2018) based on more extensive statistics.

It should be noted that in the case of T Tauri stars with intense accretion, determining the angle of inclination of the disk to the line of sight based on interferometric observations in the near-IR region of the spectrum may contain a systematic error. It caused by the fact that, unlike the disk, which is, to a good approximation, a two-dimensional structure, the disk wind, which is a potential source of IR radiation, is a three-dimensional object, and when projected onto the plane of the sky, its image may differ noticeably from the image of the disk.

² There are reasons to assume that its orbit has a large eccentricity (Grinin et al. 2023)

³ Such cavities are known to form in disks as a result of tidal disturbances caused by the orbital motion of companions (Artymowicz & Lubow 1994)

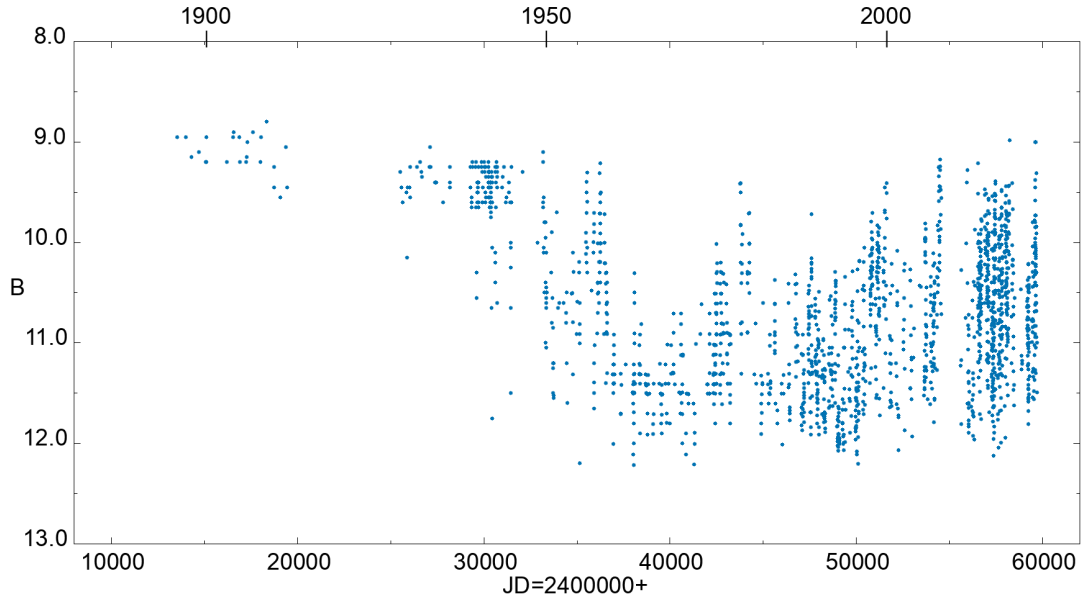


Figure 6. Historical B-band light curve of CQ Tau from data Grinin et al. (2023).

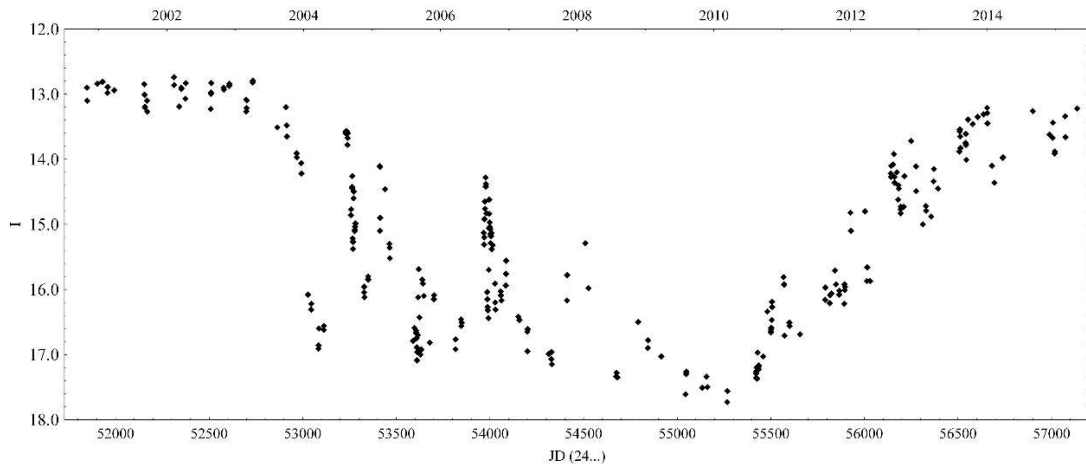


Figure 7. Light curve of V1184 Tau in band I from Semkov et al. (2015); A&A, A113, 2015, reproduced with permission © ESO.

Acknowledgments The authors thank an anonymous reviewer for helpful comments. Simulations were performed using the resources of the Joint SuperCom-

puter Center of the Russian Academy of Sciences — Branch of Federal State Institution “Scientific Research Institute for System Analysis of the Russian Academy of Sciences”⁴ Savin et al. (2019).

REFERENCES

- Albrant, M. A., Grinin, V. P., & Ermolaeva, T. A. 2024, *Astronomy Letters*, in Press
- Alves, J., Hartmann, L., Briceno, C., & Lada, C. J. 1997, *AJ*, 113, 1395, doi: [10.1086/118354](https://doi.org/10.1086/118354)
- Artymowicz, P., & Lubow, S. H. 1994, *ApJ*, 421, 651, doi: [10.1086/173679](https://doi.org/10.1086/173679)
- Bans, A., & Königl, A. 2012, *ApJ*, 758, 100, doi: [10.1088/0004-637X/758/2/100](https://doi.org/10.1088/0004-637X/758/2/100)
- Basu, S., & Vorobyov, E. I. 2012, *ApJ*, 750, 30, doi: [10.1088/0004-637X/750/1/30](https://doi.org/10.1088/0004-637X/750/1/30)

⁴ <https://www.jscs.ru/>

- Berdyugin, A. V., Berdyugina, S. V., Grinin, V. P., & Minikulov, N. H. 1990, *AZh*, 67, 812
- Bouvier, J., Grankin, K., Ellerbroek, L. E., Bouy, H., & Barrado, D. 2013, *A&A*, 557, A77, doi: [10.1051/0004-6361/201321389](https://doi.org/10.1051/0004-6361/201321389)
- Burrows, C. J., Krist, J. E., Stapelfeldt, K. R., & WFPC2 Investigation Definition Team. 1995, in *American Astronomical Society Meeting Abstracts*, Vol. 187, American Astronomical Society Meeting Abstracts, 32.05
- Chapillon, E., Guilloteau, S., Dutrey, A., & Piétu, V. 2008, *A&A*, 488, 565, doi: [10.1051/0004-6361:200809523](https://doi.org/10.1051/0004-6361:200809523)
- Chauvin, G., Lagrange, A. M., Beust, H., et al. 2012, *A&A*, 542, A41, doi: [10.1051/0004-6361/201118346](https://doi.org/10.1051/0004-6361/201118346)
- Chiang, E. I., & Goldreich, P. 1997, *Astrophys. J.*, 490, 368, doi: [10.1086/304869](https://doi.org/10.1086/304869)
- Covey, K. R., Larson, K. A., Herczeg, G. J., & Manara, C. F. 2021, *AJ*, 161, 61, doi: [10.3847/1538-3881/abcc73](https://doi.org/10.3847/1538-3881/abcc73)
- Demidova, T. V. 2016, *Astrophysics*, 59, 449, doi: [10.1007/s10511-016-9448-3](https://doi.org/10.1007/s10511-016-9448-3)
- Demidova, T. V., & Grinin, V. P. 2022, *ApJ*, 930, 111, doi: [10.3847/1538-4357/ac53a6](https://doi.org/10.3847/1538-4357/ac53a6)
- . 2023, *ApJ*, 953, 38, doi: [10.3847/1538-4357/acdf5f](https://doi.org/10.3847/1538-4357/acdf5f)
- Dodin, A., Grankin, K., Lamzin, S., et al. 2019, *MNRAS*, 482, 5524, doi: [10.1093/mnras/sty2988](https://doi.org/10.1093/mnras/sty2988)
- Donehew, B., & Brittain, S. 2011, *AJ*, 141, 46, doi: [10.1088/0004-6256/141/2/46](https://doi.org/10.1088/0004-6256/141/2/46)
- Dullemond, C. P., & Dominik, C. 2004, *Astron. Astrophys.*, 421, 1075, doi: [10.1051/0004-6361:20040284](https://doi.org/10.1051/0004-6361:20040284)
- Dullemond, C. P., Dominik, C., & Natta, A. 2001, *ApJ*, 560, 957, doi: [10.1086/323057](https://doi.org/10.1086/323057)
- Dutrey, A., Guilloteau, S., & Simon, M. 1994, *Astron. Astrophys.*, 286, 149
- Eisner, J. A., Lane, B. F., Hillenbrand, L. A., Akeson, R. L., & Sargent, A. I. 2004, *ApJ*, 613, 1049, doi: [10.1086/423314](https://doi.org/10.1086/423314)
- Facchini, S., Manara, C. F., Schneider, P. C., et al. 2016, *A&A*, 596, A38, doi: [10.1051/0004-6361/201629607](https://doi.org/10.1051/0004-6361/201629607)
- Gahm, G. F., Grenman, T., Fredriksson, S., & Kristen, H. 2007, *AJ*, 133, 1795, doi: [10.1086/512036](https://doi.org/10.1086/512036)
- Garufi, A., Podio, L., Codella, C., et al. 2022, *A&A*, 658, A104, doi: [10.1051/0004-6361/202141264](https://doi.org/10.1051/0004-6361/202141264)
- Ginski, C., Facchini, S., Huang, J., et al. 2021, *ApJL*, 908, L25, doi: [10.3847/2041-8213/abd5f7](https://doi.org/10.3847/2041-8213/abd5f7)
- Goodwin, S. P. 1998, *MNRAS*, 294, 47, doi: [10.1046/j.1365-8711.1998.01192.x](https://doi.org/10.1046/j.1365-8711.1998.01192.x)
- Grenman, T., Elfgren, E., & Weber, H. 2018, *Ap&SS*, 363, 28, doi: [10.1007/s10509-017-3233-6](https://doi.org/10.1007/s10509-017-3233-6)
- Grinin, V. P. 1988, *Soviet Astronomy Letters*, 14, 27
- Grinin, V. P., Arkharov, A. A., Barsunova, O. Y., Sergeev, S. G., & Tambovtseva, L. V. 2009, *Astronomy Letters*, 35, 114, doi: [10.1134/S1063773709020054](https://doi.org/10.1134/S1063773709020054)
- Grinin, V. P., Kiselev, N. N., Minikulov, N. K., Chernova, G. P., & Voshchinnikov, N. V. 1991, *Ap&SS*, 186, 283, doi: [10.1007/BF02111202](https://doi.org/10.1007/BF02111202)
- Grinin, V. P., & Rostopchina, A. N. 1996, *Astronomy Reports*, 40, 171
- Grinin, V. P., Tambovtseva, L. V., Barsunova, O. Y., & Shakhovskoy, D. N. 2023, *Astrophysics*, 66, 235, doi: [10.1007/s10511-023-09785-z](https://doi.org/10.1007/s10511-023-09785-z)
- Hammond, I., Christiaens, V., Price, D. J., et al. 2022, *MNRAS*, 515, 6109, doi: [10.1093/mnras/stac2119](https://doi.org/10.1093/mnras/stac2119)
- Hartmann, L., & Kenyon, S. J. 1996, *ARA&A*, 34, 207, doi: [10.1146/annurev.astro.34.1.207](https://doi.org/10.1146/annurev.astro.34.1.207)
- Konigl, A., & Pudritz, R. E. 2000, in *Protostars and Planets IV*, ed. V. Mannings, A. P. Boss, & S. S. Russell, 759, doi: [10.48550/arXiv.astro-ph/9903168](https://doi.org/10.48550/arXiv.astro-ph/9903168)
- Kuffmeier, M., Frimann, S., Jensen, S. S., & Haugbølle, T. 2018, *MNRAS*, 475, 2642, doi: [10.1093/mnras/sty024](https://doi.org/10.1093/mnras/sty024)
- Lagrange, A. M., Kasper, M., Boccaletti, A., et al. 2009, *A&A*, 506, 927, doi: [10.1051/0004-6361/200912098](https://doi.org/10.1051/0004-6361/200912098)
- Minikulov, N. K., Rakhimov, V. Y., Volchkova, N. A., & Pikhun, A. I. 1993, *Astrophysics*, 36, 31, doi: [10.1007/BF01005632](https://doi.org/10.1007/BF01005632)
- Natta, A., Grinin, V. P., Mannings, V., & Ungerechts, H. 1997, *ApJ*, 491, 885, doi: [10.1086/305006](https://doi.org/10.1086/305006)
- Natta, A., Prusti, T., Neri, R., et al. 2001, *A&A*, 371, 186, doi: [10.1051/0004-6361:20010334](https://doi.org/10.1051/0004-6361:20010334)
- Petrov, P. P., Gahm, G. F., Djupvik, A. A., et al. 2015, *A&A*, 577, A73, doi: [10.1051/0004-6361/201525845](https://doi.org/10.1051/0004-6361/201525845)
- Pineda, J. E., Arzoumanian, D., Andre, P., et al. 2023, in *Astronomical Society of the Pacific Conference Series*, Vol. 534, *Protostars and Planets VII*, ed. S. Inutsuka, Y. Aikawa, T. Muto, K. Tomida, & M. Tamura, 233, doi: [10.48550/arXiv.2205.03935](https://doi.org/10.48550/arXiv.2205.03935)
- Price, D. J. 2012, *Journal of Computational Physics*, 231, 759, doi: [10.1016/j.jcp.2010.12.011](https://doi.org/10.1016/j.jcp.2010.12.011)
- Safer, P. N. 1993, *ApJ*, 408, 115, doi: [10.1086/172574](https://doi.org/10.1086/172574)
- Savin, G., Shabanov, B., Telegin, P., & Baranov, A. 2019, *Lobachevskii Journal of Mathematics*, 40, 1853, doi: [10.1134/S1995080219110271](https://doi.org/10.1134/S1995080219110271)
- Semkov, E. H., Peneva, S. P., & Ibryamov, S. I. 2015, *A&A*, 582, A113, doi: [10.1051/0004-6361/201526955](https://doi.org/10.1051/0004-6361/201526955)
- Shakhovskoj, D. N., Grinin, V. P., & Rostopchina, A. N. 2005, *Astrophysics*, 48, 135, doi: [10.1007/s10511-005-0014-7](https://doi.org/10.1007/s10511-005-0014-7)
- Shakura, N. I., & Sunyaev, R. A. 1973, *A&A*, 24, 337
- Shenavrin, V. I., Petrov, P. P., & Grankin, K. N. 2015, *Information Bulletin on Variable Stars*, 6143, 1

- Springel, V. 2005, MNRAS, 364, 1105,
doi: [10.1111/j.1365-2966.2005.09655.x](https://doi.org/10.1111/j.1365-2966.2005.09655.x)
- Springel, V., Yoshida, N., & White, S. D. M. 2001, New Astronomy, 6, 79, doi: [10.1016/S1384-1076\(01\)00042-2](https://doi.org/10.1016/S1384-1076(01)00042-2)
- Tambovtseva, L. V., & Grinin, V. P. 2008, Astronomy Letters, 34, 231, doi: [10.1134/S1063773708040026](https://doi.org/10.1134/S1063773708040026)
- Tripathi, A., Andrews, S. M., Birnstiel, T., & Wilner, D. J. 2017, ApJ, 845, 44, doi: [10.3847/1538-4357/aa7c62](https://doi.org/10.3847/1538-4357/aa7c62)
- Turner, N. J., Benisty, M., Dullemond, C. P., & Hirose, S. 2014, ApJ, 780, 42, doi: [10.1088/0004-637X/780/1/42](https://doi.org/10.1088/0004-637X/780/1/42)
- Ubeira Gabellini, M. G., Miotello, A., Facchini, S., et al. 2019, MNRAS, 486, 4638, doi: [10.1093/mnras/stz1138](https://doi.org/10.1093/mnras/stz1138)
- Vinković, D., & Jurkić, T. 2007, ApJ, 658, 462,
doi: [10.1086/511327](https://doi.org/10.1086/511327)
- Vioque, M., Oudmajer, R. D., Baines, D., Mendigutía, I., & Pérez-Martínez, R. 2018, A&A, 620, A128,
doi: [10.1051/0004-6361/201832870](https://doi.org/10.1051/0004-6361/201832870)
- Vorobyov, E. I., & Basu, S. 2005, ApJL, 633, L137,
doi: [10.1086/498303](https://doi.org/10.1086/498303)
- Vorobyov, E. I., Steinrueck, M. E., Elbakyan, V., & Guedel, M. 2017, A&A, 608, A107,
doi: [10.1051/0004-6361/201731565](https://doi.org/10.1051/0004-6361/201731565)
- Wölfer, L., Facchini, S., Kurtovic, N. T., et al. 2021, A&A, 648, A19, doi: [10.1051/0004-6361/202039469](https://doi.org/10.1051/0004-6361/202039469)