

Convolution- t Distributions*

Peter Reinhard Hansen[§] and Chen Tong[‡]

[§]*Department of Economics, University of North Carolina at Chapel Hill*

[‡]*Department of Finance, School of Economics, Xiamen University*

This version: *April 2, 2024*

Abstract

We introduce a new class of multivariate heavy-tailed distributions that are convolutions of heterogeneous multivariate t -distributions. Unlike commonly used heavy-tailed distributions, the multivariate convolution- t distributions embody cluster structures with flexible nonlinear dependencies and heterogeneous marginal distributions. Importantly, convolution- t distributions have simple density functions that facilitate estimation and likelihood-based inference. The characteristic features of convolution- t distributions are found to be important in an empirical analysis of realized volatility measures and help identify their underlying factor structure.

Keywords: Multivariate heavy-tailed distributions. Convolutions of t -distributions, Voigt profile.

JEL Classification: C01, C32, C46, C58

*We thank George Tauchen and seminar participants at University of Aarhus and North Carolina State University for valuable comments. Chen Tong acknowledges financial support from the Youth Fund of the National Natural Science Foundation of China (72301227), and the Ministry of Education of China, Humanities and Social Sciences Youth Fund (22YJC790117). This research obtained database services of TickData.com from the School of Economics at Xiamen University. Corresponding author: Chen Tong, Email: tongchen@xmu.edu.cn.

1 Introduction

Heavy-tailed distributions play a central role in the modeling of risk and extreme events in economics, finance, and beyond, and their multivariate properties are key to risk management, portfolio optimization, and the assessment of systemic risk, see e.g. Embrechts et al. (1997), Harvey (2013), and Ibragimov et al. (2015).

This paper introduces a new class of multivariate heavy-tailed distributions, *convolution- t distributions*, that are convolutions of mutually independent multivariate t -distributions. The new distributions can accommodate heterogeneous marginal distributions and various forms of nonlinear dependencies. Moreover, the nonlinear dependencies can be used to identify factors of economic significance. Conveniently, the expression for the density function of convolution- t distributions is simple. This facilitates straight forward estimation and inference. The framework includes the multivariate- t distribution as a special case, and makes clear how it is restrictive in a number of ways. For instance, the multivariate- t distribution implies all marginal distributions have identical shape (e.g. same kurtosis) and it implies a particular type of nonlinear dependence between elements, because they all share a single common Gamma-distributed (mixing) variable.

A convolution- t distribution, denoted $CT_{n,\nu}(\mu, \Xi)$, is characterized by a location vector, μ , a scale-rotation matrix, Ξ , and two K -dimensional vectors, \mathbf{n} and $\boldsymbol{\nu}$, that specify cluster sizes and degrees of freedom, respectively. The matrix, Ξ , define key features of the distribution and the resulting non-linear dependencies identify the latent factor structure. We provide a novel identifying representation of Ξ , which can accommodate block structure and other sparse structures when such are needed. This makes the framework amenable to high-dimensional applications of the convolution- t distributions.

The main contributions of this paper are as follows: First, we introduce a family of convolution- t distributions and obtain their marginal density and cumulative distribution function by means of the characteristic function. Second, we characterize the identification problem and show that convolution- t distributions can help unearth latent factor structures, which is not possible from the covariance structure alone. Third, we derive the score, hessian, and information matrix from the log-likelihood function. And the proof of consistency and asymptotic normality of maximum-likelihood estimators are well established. The asymptotic properties are confirmed in a simulation study. Fourth, we extend the moment-based approximation method by Patil (1965) to convolutions of any number of t -distributions. Fifth, we show that the convolution- t distributions provide substantially empirical gain in an application with ten financial volatility series. Importantly, the convolution- t framework adds insight about the latent factor structure, where nonlinear dependencies identify a common market factor, and a cluster structure that aligns with sector classifications.

Convolutions of t -distributions arise in classical problems, such as the Behrens-Fisher problem (statistics) and the Voigt profile (spectroscopy), where the latter is the convolution

of a Gaussian distribution and a Cauchy distribution.¹ The literature has mainly focused on convolutions of two t -distributions, see e.g. [Chapman \(1950\)](#), [Ghosh \(1975\)](#), and [Prudnikov et al. \(1986\)](#).² [Berg and Vignat \(2010\)](#) derived an expression for the density, which includes convolutions of two multivariate t -distributions. Their expression comprises an infinite sum with coefficients that are given from integrals.

The convolution- t distributions offer a parametric approach to modeling multivariate variables with complex dependencies and heterogeneous marginal distributions, similar to copula-based methods, see e.g. [Patton \(2012\)](#) and [Patton \(2014\)](#). For instance, [Fang et al. \(2002\)](#) proposed the meta-elliptical distributions, which construct the joint density function by combining elliptical copula function with certain marginals, e.g. Student’s t -distribution. The Meta- t distribution of [Demarta and McNeil \(2007\)](#) is often used in high dimensional settings, see e.g. [Oh and Patton \(2017a, 2017b, 2023\)](#), [Opschoor et al. \(2021\)](#), and [Creal and Tsay \(2015\)](#). Another related strand of literature is that on multivariate stochastic scale mixture of Gaussian family distributions, see e.g. [Eltoft et al. \(2006\)](#), [Finegold and Drton \(2011\)](#), and [Forbes and Wraith \(2014\)](#). However, for the aforementioned two types of multivariate distributions, only the scaling (or covariance) matrix matters. The structure of convolution- t distributions is differ from existing distributions in many ways, with an important one being the underlying cluster structure in convolution- t distributions that, in conjunction with a novel scale-rotation matrix, Ξ , define particular nonlinear dependencies that can be used to identify clusters and latent factor structures in the data.

The rest of this paper is organized as follows. We introduce the convolution- t distributions in Section 2 and establish a number of its properties, including moments and marginal densities. We derive the score, Hessian, and Fisher information from the log-likelihood function in Section 3, and characterize an interesting identification problem in this model. We consider the finite-sample properties of the maximum likelihood estimator (MLE) in Section 3.2, and confirm that the analytical expressions for standard errors, based on the asymptotic expressions, are reliable. We introduce a standardized variant of convolution- t distribution with finite variance in Section 3.4, which makes it easier to interpret estimators in the empirical analysis. We derive a moment-based approximation methods of marginal convolution- t distributions in Section 5. In Section 6, we apply the convolution- t framework to model a vector of realized volatilities. We conclude in Section 8 and present all proofs in the Appendix. Some additional theoretical results and simulation results for non-standard situations are presented in the ‘Supplemental Material’.

¹This convolution is closely related to a Mills ratio that appears in the Heckman model.

²[Ruben \(1960\)](#) expressed the density function as an integral that, in the general case, involves hypergeometric functions. [Rahman and Saleh \(1974\)](#) and [Dayal \(1976\)](#) derived an expression for the distribution of the Behrens-Fisher statistic using Appell series.

2 Convolution- t Distributions

The n -dimensional Student's t -distribution has density function,

$$f_X(x) = \frac{\Gamma\left(\frac{\nu+n}{2}\right)}{\Gamma\left(\frac{\nu}{2}\right)} (\nu\pi)^{-\frac{n}{2}} |\Sigma|^{-\frac{1}{2}} \left[1 + \frac{1}{\nu}(x - \mu)' \Sigma^{-1} (x - \mu)\right]^{-\frac{\nu+n}{2}}, \quad x \in \mathbb{R}^n, \quad (1)$$

where $\nu > 0$ is the degrees of freedom, $\mu \in \mathbb{R}^n$ is the location parameter, and $\Sigma \in \mathbb{R}^{n \times n}$ is the symmetric and positive definite scale matrix. We write $X \sim t_{n,\nu}(\mu, \Sigma)$ to denote a random variable with this distribution and include the limited case as $\nu \rightarrow \infty$, such that $t_{\infty,n}(\mu, \Sigma)$ represents the Gaussian distribution, $X \sim N_n(\mu, \Sigma)$, with density,

$$f_X(x) = (2\pi)^{-\frac{n}{2}} |\Sigma|^{-1/2} \exp\left(-\frac{1}{2}x' \Sigma^{-1} x\right). \quad (2)$$

If $X \sim t_{n,\nu}(\mu, \Sigma)$, then it is easy to verify that

$$Y = BX \sim t_{m,\nu}(B\mu, B\Sigma B'), \quad (3)$$

for any $m \times n$ matrix B with full row rank. Any marginal distributions of a multivariate t -distribution is a univariate t -distribution with the same degrees of freedom, ν , as that of the multivariate distribution. This can be too restrictive and rules out marginal distributions with heterogeneity in the kurtosis. Recall that a multivariate t -distribution has the representation: $\sqrt{\frac{\nu}{\xi}} Z \sim t_{n,\nu}(\mu, \Sigma)$, where $Z \sim N_n(\mu, \Sigma)$ and $\xi \sim \text{Gamma}(\frac{\nu}{2}, 2)$ are independent. This highlights another characteristic of the multivariate t -distribution, which is that common mixing variable ξ , induces very particular nonlinear dependencies. The convolution- t distribution, which we introduce next, is a more versatile class of distributions.

2.1 Convolution- t Distribution

Consider now the case where X is composed of K independent multivariate t -distributions,

$$X = \begin{pmatrix} X_1 \\ \vdots \\ X_K \end{pmatrix}, \quad \text{where } X_k \sim t_{n_k, \nu_k}(0, I_k), \quad \text{for } k = 1, \dots, K,$$

such that the dimension of X is $n = \sum_{k=1}^K n_k$. Because X_1, \dots, X_K are mutually independent, it follows that the density function for X is given by

$$f_X(x) = \prod_{k=1}^K f_{X_k}(x_k), \quad \text{for all } x \in \mathbb{R}^n, \quad (4)$$

where $f_{X_k}(x_k)$ has the form in (1) if $\nu_k < \infty$ and the form (2) if $\nu_k = \infty$. We will use the following notation for convolutions of heterogeneous multivariate t -distributions (including

Gaussian distributions).

Definition 1 (Convolution- t distribution). We write $Y \sim \text{CT}_{\mathbf{n}, \boldsymbol{\nu}}(\mu, \Xi)$ for $Y = \mu + \Xi X$, where $\mathbf{n} = (n_1, \dots, n_K)$, $\boldsymbol{\nu} = (\nu_1, \dots, \nu_K)$, $\mu \in \mathbb{R}^m$ and $\Xi \in \mathbb{R}^{m \times n}$, with $n = \sum_k n_k$, and $X = (X'_1, \dots, X'_K)'$ with $X_k \sim t_{n_k, \nu_k}(0, I_k)$ independent for $k = 1, \dots, K$.

An important characteristic of the convolution- t distribution is that the multivariate density of $Y = \mu + \Xi X$ is very simple when Ξ is an invertible matrix. In this case, we have

$$f_Y(y) = |\det \Xi^{-1}| f_X(\Xi^{-1}(y - \mu)) \quad \text{for all } y \in \mathbb{R}^n. \quad (5)$$

The simple expression makes the analysis of the log-likelihood function straight forward.

The properties of any convolution- t distribution can be deduced from the case where Ξ is invertible (which implies $m = n$). The case $m > \text{rank}(\Xi)$ implies perfect collinearity in Y , such that the properties can be inferred from a lower-dimensional subvector. For the case $m < n$, we can introduce $m - n$ auxiliary Y -variables, which can be integrated out to obtain the m -dimensional distribution. We derived detailed results for the special case, $m = 1$, which represents a marginal distribution of any convolution- t distribution.

2.1.1 A Simple Trivariate Convolution- t with Cluster Structure

If $X \sim t_{n, \nu}(0, I_n)$, then it is well known that ΞX and $\tilde{\Xi} X$ are observationally equivalent whenever $\Xi \Xi' = \tilde{\Xi} \tilde{\Xi}'$. This situation is different for convolution- t distributions, where more structure in Ξ can be identified. We illustrate this with a simple trivariate example, which also highlights some properties of convolution- t distributions.

Let $n_1 = 1$ and $n_2 = 2$ such that $Y = \mu + \Xi X \in \mathbb{R}^3$, where $X_1 \sim t_{\nu_1}(0, 1)$ and $X_2 \sim t_{\nu_2}(0, I_2)$, and suppose that $\nu_1, \nu_2 > 2$ such that the variances, $\text{var}(\sqrt{\frac{\nu_1-2}{\nu_1}} X_1) = 1$ and $\text{var}(\sqrt{\frac{\nu_2-2}{\nu_2}} X_2) = I_2$ are well-defined. Thus with

$$\Xi = A \begin{bmatrix} \sqrt{\frac{\nu_1-2}{\nu_1}} & 0 & 0 \\ 0 & \sqrt{\frac{\nu_2-2}{\nu_2}} & 0 \\ 0 & 0 & \sqrt{\frac{\nu_2-2}{\nu_2}} \end{bmatrix},$$

we have $\text{var}(Y) = AA'$. It is easy to verify that

$$A_{\text{sym}} = \begin{bmatrix} 0.943 & 0.236 & 0.236 \\ 0.236 & 0.943 & 0.236 \\ 0.236 & 0.236 & 0.943 \end{bmatrix}, \quad \text{and} \quad A_{\text{asym}} = \begin{bmatrix} 0.943 & -0.236 & -0.236 \\ 0.707 & 0.707 & 0.000 \\ 0.707 & 0.000 & 0.707 \end{bmatrix},$$

both result in the same covariance matrix,³ which is given by

$$\text{var}(Y) = \begin{bmatrix} 1 & \rho & \rho \\ \rho & 1 & \rho \\ \rho & \rho & 1 \end{bmatrix}, \quad \text{with } \rho = \frac{1}{2}.$$

The symmetric A -matrix, A_{sym} , is the symmetric square root of $\text{var}(Y)$ and A_{asym} is an asymmetric matrix. These two A -matrices would result in the exact same distribution of Y , if X had a multivariate t -distribution (including the Gaussian distribution). For convoluted t -distributions the two A -matrices lead to very different distributions for Y . In this example, we intentionally chose A_{asym} to have a symmetric 2×2 lower-right submatrix, because this emerges as an identifying assumption in our likelihood analysis.

The joint density function of Y is simply given by

$$f_Y(y) = \frac{c_1 c_2}{|\det \Xi|} \left(1 + \frac{1}{\nu_1} x_1^2\right)^{-\frac{\nu_1+1}{2}} \left(1 + \frac{1}{\nu_2} x_2' x_2\right)^{-\frac{\nu_2+2}{2}}, \quad \text{for } y \in \mathbb{R}^3,$$

where $(x_1, x_2)' = \Xi^{-1}y$ and $c_i = c(\nu_i, n_i)$ with $c(\nu, n) = (\nu\pi)^{-\frac{n}{2}} \Gamma(\frac{\nu+n}{2}) / \Gamma(\frac{\nu}{2})$. While the covariance matrices for (Y_1, Y_2) , (Y_1, Y_3) , and (Y_2, Y_3) , are identical, this is not the case for the bivariate densities. We do have $f_{Y_1, Y_3} = f_{Y_1, Y_2}$, but

$$f_{Y_1, Y_2}(y_1, y_2) = \int_{-\infty}^{+\infty} f_Y(y) dy_3, \quad f_{Y_2, Y_3}(y_2, y_3) = \int_{-\infty}^{+\infty} f_Y(y) dy_1,$$

are different and the bivariate distributions also depend on the two A -matrices.

Contour plots of the bivariate distributions of convolution- t distributions are presented in Figure 1, panels (c)-(f), for the case where $\nu_1 = 4$ and $\nu_2 = 8$. Panels (c) and (d) display the distributions of (Y_1, Y_2) and (Y_2, Y_3) for the symmetric A -matrix and panels (e) and (f) are for the asymmetric A -matrix. For comparison, we include the corresponding bivariate distributions when $X \sim N(0, I_3)$ in panel (a) and for $X \sim t_6(0, I_3)$, in panel (b).⁴

The contour plots reveal many interesting features of convolution- t distributions. First, the convolution- t distributions can generate non-elliptical distributions, which is not possible with a multivariate t -distribution. The Gaussian and multivariate t lead to particular forms of tail dependence, and the correlation, $\rho = 1/2$, implies that their probability is more concentrated along the 45° line. Second, the convolution- t distribution can produce very heterogeneous bivariate distributions, even if the A -matrix is symmetric, as can be seen from panels (c) and (d). The distribution in panel (d) has quasi-elliptical shape, however this is not always the case for a pair of variables in the same group, even if A is symmetric. Third, the asymmetric A -matrix lead to contour plots with additional type shapes and different

³The A -matrices are presented with approximate numerical values for readability. The exact values are $1/(3\sqrt{2}) \approx 0.236$, $1/\sqrt{2} \approx 0.707$, and $2\sqrt{2}/3 \approx 0.943$.

⁴We only display one bivariate distribution for each of the cases where $X \sim N(0, I_3)$ and $X \sim t_6(0, I_3)$, because they are identical for all pairs of variables and both A -matrices.

degrees of tail dependence, such as the very high level of tail dependence in panel (f). Many other bivariate distributions can be generated by varying the choice of asymmetric A -matrix, while preserving the covariance matrix.

Next, we characterize the marginal distribution of a convolution- t random variable.

2.2 Marginal Distribution of Convolution- t

Consider the univariate convolution of t -distributions, $Y_1 = \mu + \beta'X \in \mathbb{R}$, where $\beta \in \mathbb{R}^n$. We seek to characterize the distribution of Y_1 , that could represent an element of Y . We achieve this by means of the characteristic function for Y_1 .⁵

The characteristics function for $t_\nu(0, 1)$ is given by

$$\phi_\nu(s) = \frac{K_{\frac{\nu}{2}}(\sqrt{\nu}|s|)(\sqrt{\nu}|s|)^{\frac{1}{2}\nu}}{\Gamma\left(\frac{\nu}{2}\right)2^{\frac{\nu}{2}-1}}, \quad \text{for } s \in \mathbb{R}, \quad (6)$$

where

$$K_\nu(x) = \frac{1}{2} \int_0^\infty u^{\nu-1} e^{-x\frac{u+u^{-1}}{2}} du,$$

is the modified Bessel function of the second kind.⁶ The expression for $\phi_\nu(s)$, (6), is due to [Hurst \(1995\)](#) and [Joarder \(1995\)](#), see [Gaunt \(2021\)](#) for a very elegant proof. We also include the standard normal, $N(0, 1)$, in the analysis with the convention $\phi_\infty(s) \equiv e^{-s^2/2}$. For $\nu = 1$ (the Cauchy distribution) the expression in (6) simplifies to $\phi_1(s) = e^{-|s|}$. Convolution- t distribution with odd degrees of freedom typically have much simpler expressions, because their characteristic function is simpler, see the example in [Section 2.2.3](#).

Now we turn to the interesting case where X is composite and derive the characteristic function of $Y_1 = \mu + \beta'X = \mu + \sum_{k=1}^K \beta'_k X_k$, which we use to obtain expressions for its density and cumulative distribution function.

Theorem 1. *Suppose that $Y_1 = \mu + \sum_{k=1}^K \beta'_k X_k \in \mathbb{R}$, where X_1, \dots, X_K are independent with $X_k \sim t_{n_k, \nu_k}(0, I_k)$ for $k = 1, \dots, K$. Then Y_1 has characteristic function*

$$\varphi_{Y_1}(s) = e^{is\mu} \prod_{k=1}^K \phi_{\nu_k}(\omega_k s),$$

where $\omega_k = \sqrt{\beta'_k \beta_k}$, for $k = 1, \dots, K$.

By the Gil-Pelaez inversion theorem we now have the following expressions for the

⁵This approach as has a long history, see e.g. [Gurland \(1948\)](#), [Gil-Pelaez \(1951\)](#), [Imhof \(1961\)](#), [Bohman \(1970\)](#), [Davies \(1973\)](#), [Shephard \(1991a, 1991b\)](#), and [Waller et al. \(1995\)](#). This approach is also commonly used in for derivative pricing when density function is unavailable in closed-form, see e.g. [Heston \(1993\)](#), [Heston and Nandi \(2000\)](#), and [Bakshi and Madan \(2000\)](#).

⁶The modified Bessel function can be expressed in many ways and is, confusingly, sometimes called the “modified Bessel function of the third kind”, e.g. [Hurst \(1995\)](#). It is also known as the Basset function, the Macdonald function, and the modified Hankel function.

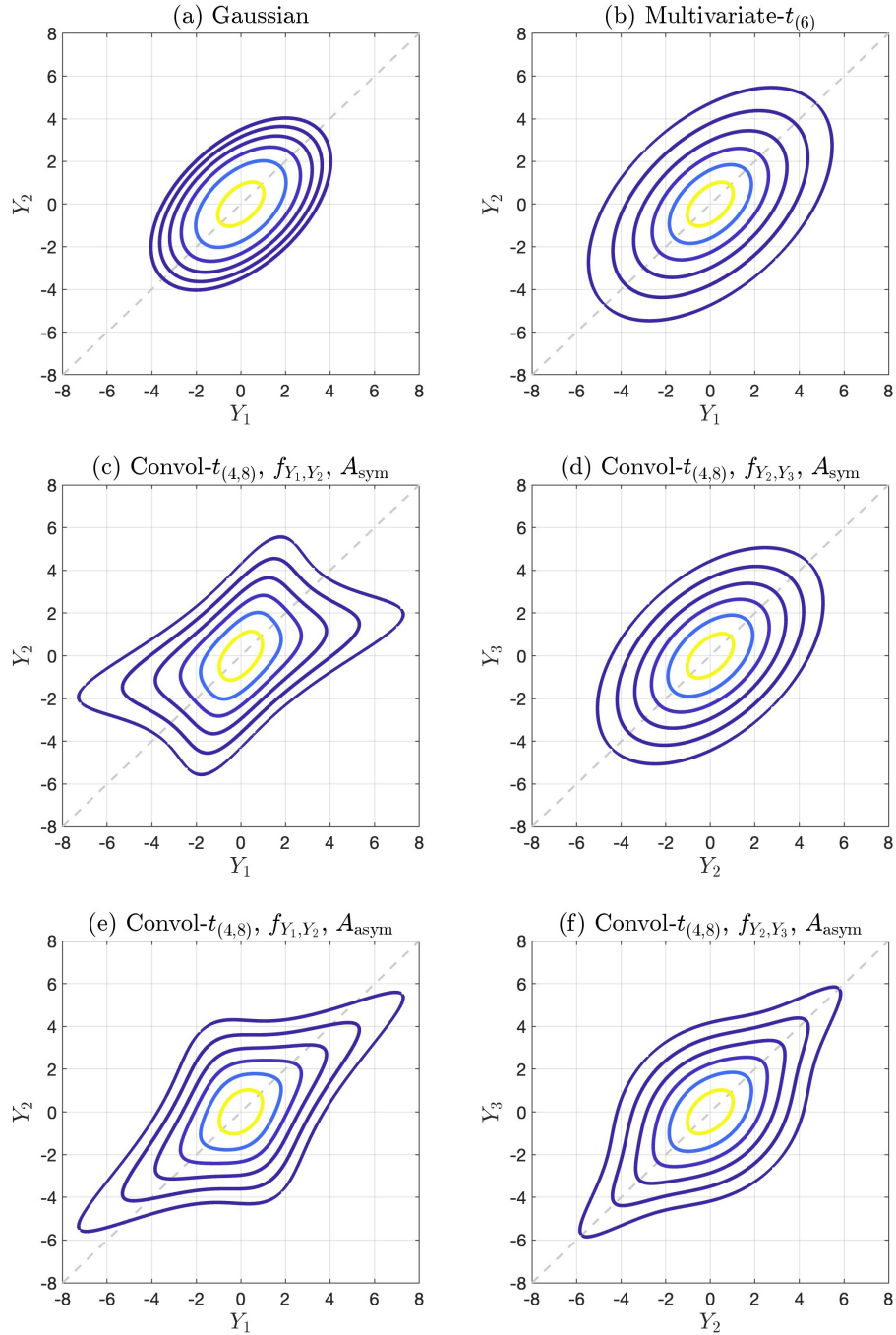


Figure 1: Contour plots for the marginal bivariate densities from a trivariate convolution- t distributions when the covariance matrix $\text{var}(Y)$ is fixed as an equicorrelation matrix with $\rho = \frac{1}{2}$. We consider two types of A matrix, where A_{sym} is from the square root of $\text{var}(Y)$, and A_{asym} is obtained by restricting (1) a block structure with positive diagonal elements and (2) a diagonal structure for the 2×2 matrix in the bottom right corner.

marginal density and cumulative distribution function for Y_1 . These are given by

$$f_{Y_1}(y) = \frac{1}{\pi} \int_0^\infty \operatorname{Re} \left[e^{-isy} \varphi_{Y_1}(s) \right] ds, \quad \text{and} \quad F_{Y_1}(y) = \frac{1}{2} - \frac{1}{\pi} \int_0^\infty \frac{\operatorname{Im} \left[e^{-isy} \varphi_{Y_1}(s) \right]}{s} ds, \quad (7)$$

respective, where $\operatorname{Re}[z]$ and $\operatorname{Im}[z]$ denotes the real and imaginary part of $z \in \mathbb{C}$, respectively.

The main advantage of these expressions is that there is just a single variable, s , to be integrated out, regardless of the dimensions, n , and the underlying number of independent t -distributions, K . In this case, Y_1 is a linear combination of $n = \sum_k n_k$ variables, and the conventional approach to obtain its marginal distribution is to integrate our $n - 1$ variables. This is computationally impractical unless n is small. Thus, the expressions in (7) are likely to be computationally advantageous for $n \geq 3$, whereas the conventional approach is simpler when $n = 2$, assuming that the densities of the underlying variables are readily available, as is the case for t -distributed random variables.

2.2.1 Moments and Moments-based Density Approximation

A key feature of the multivariate convolution- t distribution is that it can generate heterogeneous marginal distributions with different levels of heavy tails. The kurtosis of Y_1 is well-defined if $\nu_{\min} = \min_k \nu_k > 4$, and, as shown below, the excess kurtosis is a linear combination of the excess kurtosis of X_1, \dots, X_K , where the weights are determined by vector β and ν .

Theorem 2. *Suppose $Y_1 = \mu + \sum_{k=1}^K \beta'_k X_k$ where X_1, \dots, X_K are independent with $X_k \sim t_{n_k, \nu_k}(0, I_k)$, $\nu_k > 4$, for $k = 1, \dots, K$. The variance and excess kurtosis of Y_1 is given by*

$$\sigma_{Y_1}^2 = \omega' \omega, \quad \kappa_{Y_1} = \sum_{k=1}^K \frac{\omega_k^4}{(\omega' \omega)^2} \kappa_{X_k},$$

where ω is a $K \times 1$ vector with $\omega_k = \sqrt{\frac{\nu_k}{\nu_k - 2} \beta'_k \beta_k}$ for $k = 1, \dots, K$, and κ_{X_k} is the excess kurtosis of X_k which is given by $\kappa_{X_k} = \frac{6}{\nu_k - 4}$.

Remark. The sum of the weights

$$\sum_{k=1}^K \omega_k^4 / (\omega' \omega)^2 = \frac{\sum_{k=1}^K \omega_k^4}{\sum_{k=1}^K \omega_k^4 + \sum_{k \neq l}^K \omega_k^2 \omega_l^2} \leq 1,$$

implies that $\kappa_{Y_1} \leq \max(\kappa_{X_k})$, and in the special case where all weights are identical, $\omega_k = c$ we have $\kappa_{Y_1} = \frac{1}{K} \bar{\kappa}_X$ where $\bar{\kappa}_X = \frac{1}{K} \sum_{k=1}^K \kappa_{X_k}$.

This shows that the convolution- t distribution can have heterogeneous marginal distributions with different shapes. In Section 5, we use the results of Theorem 2 to approximate

the distributions of Y_1 , using a univariate t -distribution

$$f_{Y_1}^*(y) = \frac{\Gamma\left(\frac{\nu_*+1}{2}\right)}{\Gamma\left(\frac{\nu_*}{2}\right)} \left[\nu_*\pi\sigma_*^2\right]^{-\frac{1}{2}} \left[1 + \frac{(y-\mu)^2}{\nu_*\sigma_*^2}\right]^{-\frac{\nu_*+1}{2}}, \quad (8)$$

where the first four moments (assumed to be finite) are matched by setting

$$\mu_* = \mu, \quad \nu_* = 4 + \frac{6}{\kappa_{Y_1}}, \quad \sigma_*^2 = \omega' \omega \frac{\nu_*-2}{\nu_*}.$$

The approximating distribution can be used to simplify calculating of several interesting quantities, such as the Value-at-Risk (VaR) and the Expected Shortfall (ES), given by

$$\text{VaR}_\alpha^*(Y_1) = F_\star^{-1}(\alpha), \quad \text{ES}_\alpha^*(Y_1) = \mu_* - \sigma_* \frac{\nu_* + (F_\star^{-1}(\alpha))^2}{\alpha(\nu_* - 1)} f_{Y_1}^*(F_\star^{-1}(\alpha)),$$

where $F_\star^{-1}(\alpha)$ is the α -quantile of the univariate t -distribution $f^*(y)$.

Because a convolution of symmetric distributions is symmetric, it follows that all odd moments (less than ν_{\min}) are zero. General moments, including fractional moments, $r > 0$, can be obtained with the method in [Kawata \(1972, theorem 11.4.4\)](#). For instance, for $0 < r < 2$, we have

$$\mathbb{E}|Y_1|^r = \delta(r) \int_0^\infty s^{-(1+r)} (1 - \text{Re}[\varphi_{Y_1}(s)]) ds, \quad \delta(r) = \frac{r(1-r)}{\Gamma(2-r)} \frac{1}{\sin(\frac{\pi}{2}(1-r))},$$

with the convention $\delta(1) = 2/\pi$. See [Appendix A](#) for expressions of general moments $2 < r < \nu_{\min}$.

2.2.2 Example 1. Convolution of Gaussian and Cauchy (Voigt Profile)

An interesting convolution is that of a Gaussian distributed random variable and an independent Cauchy distributed random variable.⁷ Suppose that $Z \sim N(0, 1)$ and $X \sim \text{Cauchy}(0, 1)$ are independent, and we seek the distribution of their convolution, $Y = Z + X$. The resulting distribution is known as the Voigt profile in the field of spectroscopy, and [Kendall \(1938\)](#) derived an expression involving the complementary error function.⁸ We can apply [Theorem 1](#) to obtain the expression for the density in [Kendall \(1938\)](#).

The characteristic functions for Z and X are $\varphi_Z(s) = e^{-s^2/2}$ and $\varphi_X(s) = e^{-|s|}$, respectively, such that $\varphi_Y(s) = e^{-s^2/2-s}$, for $s \geq 0$. By Euler's formula, the expression for the

⁷The convolution of a Gaussian random variable and a t -distribution with odd degrees of freedom is analyzed in [Nason \(2006\)](#), and [Forchini \(2008\)](#) generalized this analysis to t -distributions with any degrees of freedom.

⁸Impressively, David G. Kendall published this result as a second year undergraduate student at Oxford University, see [Bingham \(1996, p.164\)](#).

density in Theorem 1 simplifies to

$$f_Y(y) = \frac{1}{\pi} \int_0^\infty \cos(sy) e^{-s^2/2-s} ds,$$

and with some additional simplifications we arrive at the following expression for $f_Y(y)$.

Proposition 1 (Kendall, 1938). *The density of $Y = X + Z$, where $Z \sim N(0, 1)$ and $X \sim \text{Cauchy}(0, 1)$ are independent, is given by*

$$f_Y(y) = \frac{1}{\sqrt{2\pi}} \text{Re} \left[\text{erfcx} \left(\frac{1+iy}{\sqrt{2}} \right) \right], \quad (9)$$

where $\text{erfcx}(z) = \exp(z^2) \frac{2}{\sqrt{\pi}} \int_z^\infty e^{-t^2} dt$ is the scaled complementary error function, and $\text{Re}[\cdot]$ takes the real part of the complex number inside the square bracket.

Proof. See Appendix A. □

The analytical expression in (9) is very accurate and fast to evaluate. The scaled complementary error function can be expressed as $\text{erfcx}(z) = \exp(z^2)[1 - \text{erf}(z)]$, where $\text{erf}(z) = \frac{2}{\sqrt{\pi}} \int_{-\infty}^z e^{-t^2} dt$ is the error function. These are standard non-elementary functions that are implemented in software, such as Julia, MATLAB, and R. Interestingly, the function, erfcx , is also related to the Mills ratio that appears in other econometric problems, such as the Heckman model, see Heckman (1979). This follows from

$$\text{erfcx} \left(\frac{u}{\sqrt{2}} \right) = e^{u^2/2} \frac{2}{\sqrt{\pi}} \int_{-\infty}^{u/\sqrt{2}} e^{-t^2} dt = \frac{2}{\sqrt{\pi}} \frac{\frac{1}{\sqrt{2}} \frac{1}{\sqrt{2\pi}} \int_{-\infty}^u e^{-s^2/2} ds}{\frac{1}{\sqrt{2\pi}} e^{-u^2/2}} = \sqrt{\frac{2}{\pi}} \frac{1 - \Phi(u)}{\varphi(u)},$$

where we here used $\Phi(u)$ and $\varphi(u)$ to denote the cumulative distribution function and the density, respectively, for a standard normal random variable.

2.2.3 Example 2. Convolutions of t -distributions with odd degrees of freedom

The expression for the density of a convolution- t distribution is typically complicated. An exception is a convolution of t -distributions with odd degrees of freedom, which has a much simpler expression. The reason is that the characteristic function for a t -distribution with odd degrees of freedom have the simple form, $\phi_\nu(s) = e^{-s^\nu} p(s)$, where $s_\nu = \sqrt{\nu}|s|$ and $p(s)$ is a polynomial of order $(\nu - 1)/2 \in \mathbb{N}$. The first few are given by, $\phi_1(s) = e^{-|s|}$, $\phi_3(s) = e^{-\sqrt{3}|s|}(1 + \sqrt{3}|s|)$, $\phi_5(s) = e^{-s^5}(1 + s_5 + \frac{1}{3}s_5^2)$, and $\phi_7(s) = e^{-s^7}(1 + s_7 + \frac{6}{15}s_7^2 + \frac{1}{15}s_7^3)$.⁹ These simplifications explain that the most detailed results for convolutions involve odd degrees of freedom, see e.g. Fisher and Healy (1956), Walker and Saw (1978), Fan and Berger (1990), Nadarajah and Dey (2005), and Nason (2006).

⁹The highest-order term is $s_\nu^m/(\nu - 2)!!$, where $m = (\nu - 1)/2$. E.g. for $\nu = 13$ this term is $s_{13}^6/10395$. Also note that $(\nu - 2)!! = (2m - 1)!! = 2^m \Gamma(m + \frac{1}{2})/\Gamma(\frac{1}{2})$.

For $\nu_1 = 1$ and $\nu_2 = 3$ we have $\varphi_{Y_1}(s) = (1 + \sqrt{3}|s|)e^{-isy - (1+\sqrt{3})|s|}$ and from

$$\int_{-\infty}^{\infty} (1 + \sqrt{3}|s|)e^{-isy - (1+\sqrt{3})|s|} ds = \frac{iy + 2\sqrt{3} + 1}{(iy + \sqrt{3} + 1)^2},$$

we have that

$$f_{t_1+t_3}(y) = \frac{1}{\pi} \operatorname{Re} \left[\frac{iy + 2\sqrt{3} + 1}{(iy + \sqrt{3} + 1)^2} \right] = \frac{1}{\pi} \frac{y^2 + 16 + 10\sqrt{3}}{(y^2 + 4 + 2\sqrt{3})^2}.$$

Similarly, we can obtain

$$f_{t_1+t_5}(y) = \frac{1}{\pi} \frac{y^4 + 2(11 + 3\sqrt{5})y^2 + \frac{8}{3}(131 + 61\sqrt{5})}{(y^2 + 2(3 + \sqrt{5}))^3},$$

and other convolutions of t -distributions with odd degrees of freedom lead to similar expressions that are ratios of polynomials in y . The expressions presented above are simpler than those in [Nadarajah and Dey \(2005\)](#).¹⁰

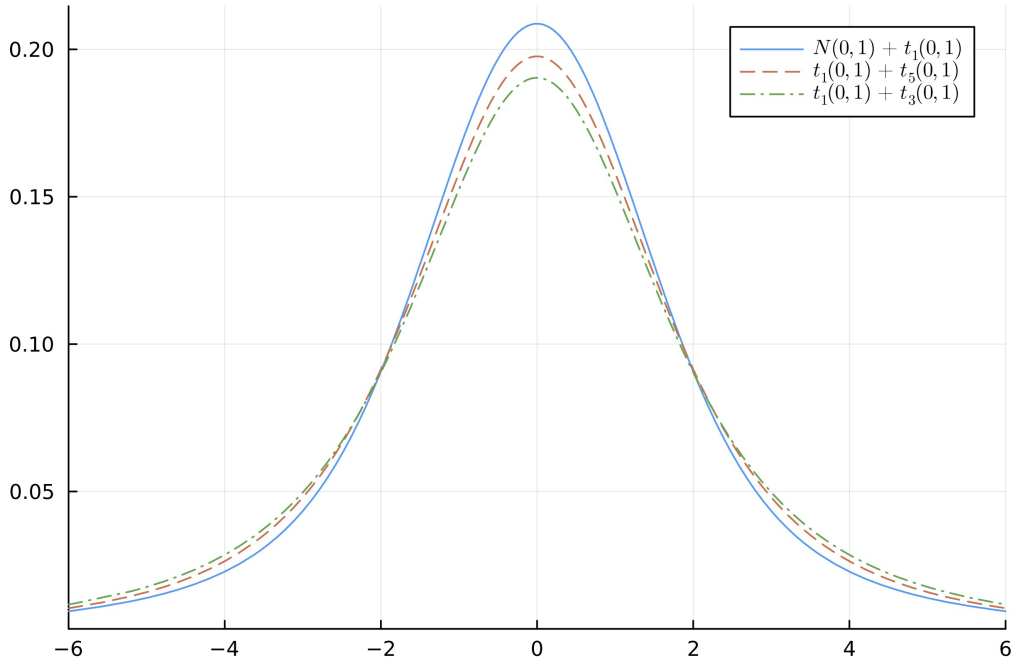


Figure 2: Density of three simple convolution- t distributions, $Y = Z + X$ where $Z \sim N(0, 1)$ and $X \sim \text{Cauchy}(0, 1)$ independent.

¹⁰For instance, [Nadarajah and Dey \(2005\)](#) has $f_{t_1+t_3}(y) = \frac{1}{\pi}(y^2 + 16 + 10\sqrt{3})(y^2 + 4 + 2\sqrt{3})^2(y^2 + 4 - 2\sqrt{3})^4/(4 + 8y^2 + y^4)^2$ and $f_{t_1+t_5}(y) = \frac{1}{\pi}(488\sqrt{5} + 1048 + (66 + 18\sqrt{5})y^2 + 3y^4)(y^2 + 6 + 2\sqrt{5})^3(y^2 + 6 - 2\sqrt{5})^6/[5(16 + 12y^2 + y^4)^8]$, which can be verified to be identical to our expressions.

3 Likelihood Analysis and Inference

We address identification, estimation, and inference of convolution- t distributions in this section. Thus, consider $Y = \mu + \Xi X = \mu + \sum_{k=1}^K \Xi_k X_k$, where $\Xi = (\Xi_1, \dots, \Xi_K)$ with $\Xi_k \in \mathbb{R}^{n \times n_k}$, and define $\Omega_k = \Xi_k \Xi_k'$, for $k = 1, \dots, K$.

Throughout this section we make the following assumption about $\Xi \in \mathbb{R}^{n \times n}$.

Assumption 1. $\det \Xi \neq 0$.

It is helpful to consider the case, $K = 1$, where X has a multivariate t -distribution. In this case $\tilde{X} = Q'X$ has the same distribution as X , for any orthonormal $n \times n$ matrix, Q . Thus, if we set $\tilde{\Xi} = \Xi Q$, then $\tilde{\Xi}X = \Xi Q Q' X$ has the same distribution as ΞX . Given any Ξ that satisfies Assumption 1, then $Q = \Xi'(\Xi \Xi')^{-\frac{1}{2}}$ satisfies $Q'Q = I_n$. With this choice we have $\tilde{\Xi} = \Xi Q = (\Xi \Xi')^{\frac{1}{2}}$, which shows that any Ξ -matrix will have an observationally equivalent symmetric Ξ -matrix, in the special case where $K = 1$. For $K > 1$ the situation is different.

3.1 Identification of Convolution- t Distribution

Identification is somewhat simplified if all degrees of freedom are unique, such that they can be ordered as $\nu_1 < \dots < \nu_K$. However, this rules out important convolutions of t -distributions with the same degrees of freedom. One exception is the Gaussian case, $\nu = \infty$, because we can always combing multiple Gaussian subvectors into a single subvector. Thus, the following assumption is without loss of generality.

Assumption 2. *If $X_k \sim N(0, I_{n_k})$ for some k then $\nu_{k'} < \infty$ for all $k' \neq k$.*

That Assumption 2 is without loss of generality follows from the a simple argument. Suppose $X_i \sim N(0, I_{n_i})$ and $X_j \sim N(0, I_{n_j})$ then $\sum_k \Xi_k X_k$ and $\sum_{k \neq i, j} \Xi_k X_k + \tilde{\Xi}_m \tilde{X}_m$ have the same distribution if we set $\tilde{\Xi}_m = (\Xi_i, \Xi_j)$ and $\tilde{X}_m \sim N(0, I_{n_i+n_j})$.

It is, however, not possible to combine t -distributed subvectors with identical degrees of freedom into a single subvector. Even if the subvectors are Cauchy distributed ($\nu_k = 1$), which is the only t -distribution that is a stable distribution (as is the Gaussian distribution). To see that there is not a way to merge two independent Cauchy distributions into a single distribution. Suppose that X_1 and X_2 are independent and Cauchy distributed. The question is if there is a way to express $\Xi_1 X_1 + \Xi_2 X_2$ as $\tilde{\Xi} \tilde{X}$, such that their distributions are identical, where \tilde{X} is an $n_1 + n_2$ dimensional t -distribution. We have $\tilde{\Xi} \tilde{X} \sim \text{Cauchy}(0, \tilde{\Xi} \tilde{\Xi}')$ and from [Bian and Dickey \(1991, theorem 1\)](#) it follows that $\Xi_1 X_1 + \Xi_2 X_2$ is Cauchy distributed if and only if $\Xi_1 \Xi_1' \propto \Xi_2 \Xi_2'$. However, this proportionality implies that Ξ has reduced rank, which is a violation of Assumption 1.

Theorem 3 (Identification). *Given Assumptions 1 and 2. The location parameter, $\mu \in \mathbb{R}^n$ and the triplets (n_k, ν_k, Ω_k) , $k = 1, \dots, K$, are identified from the distribution of $Y = \mu + \Xi X$*

(up to permutations of the triplets), where Ω_k is a symmetric $n \times n$ matrix with rank n_k , $k = 1, \dots, K$ and $\Xi \Xi' = \sum_k \Omega_k$.

Theorem 3 shows that it is the $n \times n$ scaling matrices, $\Omega_k = \Xi_k \Xi_k'$, $k = 1, \dots, K$ that hold the key to identification.

We seek convenient identifying assumptions that will lead to a unique $\Xi_k \in \mathbb{R}^{n \times n_k}$, which satisfies $\Omega_k = \Xi_k \Xi_k'$. The parameter-matrix, Ξ_k , is partially identified the subspace spanned by the reduced-rank matrix, Ω_k , and that $\text{tr}\{\Xi_k' \Xi_k\} = \text{tr}\{\Omega_k\}$. Suppose that Ξ_k is a solution to $\Omega_k = \Xi_k \Xi_k'$. For any orthonormal $n_k \times n_k$ matrix Q , (i.e. $QQ' = I_{n_k}$) we observe that $\tilde{\Xi}_k = \Xi_k Q$ is also a solution, because $\Omega_k = \tilde{\Xi}_k \tilde{\Xi}_k'$, and $\text{tr}\{\tilde{\Xi}_k' \tilde{\Xi}_k\} = \text{tr}\{Q' \Xi_k' \Xi_k Q\} = \text{tr}\{\Xi_k' \Xi_k Q Q'\} = \text{tr}\{\Xi_k' \Xi_k\}$. The following theorem gives our preferred identification scheme for Ξ matrix.

Theorem 4. *Let Ω_k be symmetric and positive semidefinite with $\text{rank}(\Omega_k) = n_k$, $k = 1, \dots, K$. There exists an Ξ matrix with the following structure,*

$$\Xi(\Omega_1, \dots, \Omega_K) = \begin{bmatrix} \Xi_{11} & \Xi_{12} & \cdots & \Xi_{1K} \\ \Xi_{21} & \Xi_{22} & & \\ \vdots & & \ddots & \vdots \\ \Xi_{K1} & \Xi_{K2} & \cdots & \Xi_{KK} \end{bmatrix} = (\Xi_1, \dots, \Xi_K), \quad (10)$$

such that $\Xi_k \Xi_k' = \Omega_k$ for $k = 1, \dots, K$, where $\Xi_{kl} \in \mathbb{R}^{n_k \times n_l}$ and Ξ_{kk} is a symmetric and psd $n_k \times n_k$ matrix. Moreover, if Ξ_{kk} is also invertible for all $k = 1, \dots, K$, then Ξ is unique.

From the distribution of Y we can identify the triplets, (n_k, ν_k, Ω_k) , while the ordering of the K triplets can arbitrary. For instance, suppose that $\Xi(\Omega_1, \dots, \Omega_K)$ has the structure stated in Theorem 4, then reordering of the triplet will, initially, lead to a different Ξ matrix, $\tilde{\Xi} = (\Xi_{j_1}, \dots, \Xi_{j_K})$, where j_1, \dots, j_K is a permutation of $1, \dots, K$. However, this matrix can always be manipulated into, $\Xi(\Omega_{j_1}, \dots, \Omega_{j_K})$, which has the diagonal-symmetry structure in Theorem 4.

Each permutation of the K clusters define a particular Ξ -matrix with (10), which are all observationally equivalent. Fortunately, there is only a finite number of them, and we will therefore identify Ξ by the permutation that maximizes the trace, $\text{tr}\{\Xi\}$. This choice will often be meaningful, because it sorts the clusters in a way that align with the observed variables. We illustrate this in Example 1. This identification strategy will almost always suffice, because permutations that produce Ξ -matrices with identical traces are rare (they have Lebesgue measure zero in $\mathbb{R}^{n \times n}$). Another simple identification scheme is available if the pairs, (n_k, ν_k) , $k = 1, \dots, K$, are unique. Here we may simple pick a ordering of the clusters, which identifies Ξ with the structure in Theorem 4. This is an alternative to using the trace of Ξ . The two may also be combined. For instance, we may sort the clusters by n_k , and sort clusters with the same size by maximizing the trace.

It is the independent components in X that enables us to identify additional parameters in Ξ . This is similar to independent component analysis (ICA), which is commonly used in signal processing and machine learning, where it is known as *blind source separation*, see e.g. [Stone \(2004\)](#). However, our distributional framework is more general, because we do not require n mutually independent components. To the contrary, elements of the same subvector, X_k , are dependent, and this dependence is informative about the underlying cluster structure.

Example 1. We revisit the trivariate example considered previously, where $X = (X'_1, X'_2)'$, with $X_1 \sim t_{\nu_1,1}(0, 1)$ and $X_2 \sim t_{\nu_2,2}(0, I_2)$. The asymmetric A -matrix lead to

$$\Xi = [\Xi_1, \Xi_2] = \begin{bmatrix} \frac{4}{3}\sqrt{\frac{c_1}{2}} & -\frac{1}{3}\sqrt{\frac{c_2}{2}} & -\frac{1}{3}\sqrt{\frac{c_2}{2}} \\ \sqrt{\frac{c_1}{2}} & \sqrt{\frac{c_2}{2}} & 0 \\ \sqrt{\frac{c_1}{2}} & 0 & \sqrt{\frac{c_2}{2}} \end{bmatrix},$$

which has the structure defined in Theorem 4, where $c_k = \frac{\nu_k-2}{\nu_k}$, $k = 1, 2$. Here we have

$$\Xi \Xi' = \begin{bmatrix} \frac{8}{9}c_1 + \frac{1}{9}c_2 & \frac{2}{3}c_1 - \frac{1}{6}c_2 & \frac{2}{3}c_1 - \frac{1}{6}c_2 \\ \frac{2}{3}c_1 - \frac{1}{6}c_2 & \frac{1}{2}c_1 + \frac{1}{2}c_2 & \frac{1}{2}c_1 \\ \frac{2}{3}c_1 - \frac{1}{6}c_2 & \frac{1}{2}c_1 & \frac{1}{2}c_1 + \frac{1}{2}c_2 \end{bmatrix} = \Omega_1 + \Omega_2$$

where

$$\Omega_1 = \Xi_1 \Xi_1' = c_1 \begin{bmatrix} \frac{8}{9} & \frac{2}{3} & \frac{2}{3} \\ \frac{2}{3} & \frac{1}{2} & \frac{1}{2} \\ \frac{2}{3} & \frac{1}{2} & \frac{1}{2} \end{bmatrix}, \quad \Omega_2 = \Xi_2 \Xi_2' = c_2 \begin{bmatrix} \frac{1}{9} & -\frac{1}{6} & -\frac{1}{6} \\ -\frac{1}{6} & \frac{1}{2} & 0 \\ -\frac{1}{6} & 0 & \frac{1}{2} \end{bmatrix}.$$

If we reverse the ordering of the triplet (n_k, ν_k, Ω_k) , such that $\check{X} = (X'_2, X'_1)'$, then we obviously have

$$\Xi X = \check{\Xi} \check{X}, \quad \text{with} \quad \check{\Xi} = [\check{\Xi}_2, \check{\Xi}_1] = \begin{bmatrix} -\frac{1}{3}\sqrt{\frac{c_2}{2}} & -\frac{1}{3}\sqrt{\frac{c_2}{2}} & \frac{4}{3}\sqrt{\frac{c_1}{2}} \\ \sqrt{\frac{c_2}{2}} & 0 & \sqrt{\frac{c_1}{2}} \\ 0 & \sqrt{\frac{c_2}{2}} & \sqrt{\frac{c_1}{2}} \end{bmatrix},$$

but this matrix does not have the required structure in Theorem 4, because the upper-left 2×2 submatrix is not symmetric. The desired structure is achieved with $\check{\Xi} = [\check{\Xi}_1, \check{\Xi}_2]$ where $\check{\Xi}_2 = \Xi_1$ and

$$\check{\Xi}_1 = \Xi_2 \check{P}_{11} = \sqrt{\frac{c_2}{2}} \begin{bmatrix} 0.404 & -0.242 \\ -0.242 & 0.970 \\ -0.970 & 0.242 \end{bmatrix}$$

with

$$\check{P}_{11} = \begin{bmatrix} -\frac{1}{3} & -\frac{1}{3} \\ 1 & 0 \end{bmatrix}' \left(\begin{bmatrix} \frac{2}{9} & -\frac{1}{3} \\ -\frac{1}{3} & 1 \end{bmatrix} \right)^{-1/2},$$

inferred from the upper 2×2 matrix of Ξ_2 . Thus Ξ and $\check{\Xi}$ are observationally equivalent and we proceed to use the maximum trace to identify the matrix. In this example we have, $\text{tr}\{\Xi\} = \frac{4}{3}\sqrt{\frac{c_1}{2}} + 2\sqrt{\frac{c_2}{2}}$ and $\text{tr}\{\check{\Xi}\} \simeq \sqrt{\frac{c_1}{2}} + 1.374\sqrt{\frac{c_2}{2}}$. Because the former is larger, Ξ is the identify parameter.

There are other identification strategies than that of Theorem 4. For instance, one could impose a Cholesky structure on Ξ_{kk} . We prefer the structure with symmetric diagonal blocks, because it is well suited for the parsimonious block structures we introduce below, as well as general symmetry restrictions that also reduce the number of free parameters.

Definition 2. We say that $B \in \mathbb{R}^{n \times n}$ is a block matrix with K blocks, if it can be expressed as the following form

$$B = \begin{bmatrix} B_{[1,1]} & B_{[1,2]} & \cdots & B_{[1,K]} \\ B_{[2,1]} & B_{[2,2]} & & \\ \vdots & & \ddots & \\ B_{[K,1]} & & & B_{[K,K]} \end{bmatrix},$$

where $B_{[k,l]}$ is an $n_k \times n_l$ matrix such that

$$B_{[k,k]} = \begin{bmatrix} d_k & b_{kk} & \cdots & b_{kk} \\ b_{kk} & d_k & \ddots & \\ \vdots & \ddots & \ddots & \\ b_{kk} & & & d_k \end{bmatrix} \quad \text{and} \quad B_{[k,l]} = \begin{bmatrix} b_{kl} & \cdots & b_{kl} \\ \vdots & \ddots & \\ b_{kl} & & b_{kl} \end{bmatrix} \quad \text{if } k \neq l, \quad (11)$$

where d_k and b_{kl} for $k, l = 1, \dots, K$ are constants and $\sum_k n_k = n$.

This definition is taken from [Archakov and Hansen \(2023\)](#). The case where the scaling matrix, $\Xi\Xi' = \sum_{k=1}^K \Omega_k$, has a block matrix is interesting, because Ξ may be assumed to have the same block structure, albeit not necessarily a symmetric block structure.

Corollary 1. *If Assumptions 1 and 2 hold and $\sum_{k=1}^K \Omega_k$ is a symmetric block matrix. Then there exists a (possibly non-symmetric) block matrix, Ξ , such that $\Xi\Xi' = \sum_{k=1}^K \Omega_k$.*

Remark 1. If Ω_k has a symmetric block structure from group assignment $(n_1 \dots, n_K)$, then Ξ_k preserves the same block structure with

$$\Xi_{kk} = \begin{bmatrix} d_{kk} & \beta_{kk} & \cdots & \beta_{kk} \\ \beta_{kk} & d_{kk} & \ddots & \\ \vdots & \ddots & \ddots & \\ \beta_{kk} & & & d_{kk} \end{bmatrix}, \quad \Xi_{kl} = \begin{bmatrix} \beta_{kl} & \cdots & \beta_{kl} \\ \vdots & \ddots & \vdots \\ \beta_{kl} & \cdots & \beta_{kl} \end{bmatrix} \quad \text{for } k \neq l.$$

According to Theorem 4, if Ξ_{kk} is symmetric and positive definite, then the Ξ_k matrix is unique and identified from Ω_k . Thus, we can directly imposing the following structure of Ξ matrix in estimation

$$\Xi = [\Xi_1, \Xi_2, \dots, \Xi_K] = \begin{pmatrix} \Xi_{11} & \Xi_{12} & \cdots & \Xi_{1K} \\ \Xi_{21} & \Xi_{22} & \ddots & \vdots \\ \vdots & \ddots & \ddots & \Xi_{K-1,K} \\ \Xi_{K,1} & \cdots & \Xi_{K,K-1} & \Xi_{KK} \end{pmatrix}$$

where Ξ_{kk} can be parameterized by $\Xi_{kk} = \exp(\gamma_k)$, where γ_k is an unrestricted symmetric matrix, and $\exp(\cdot)$ takes matrix exponential.

Note that if Ω_k , $k = 1, 2, \dots, K$, all have a block structure with identical block sizes, then $\Xi = [\Xi_1, \Xi_2, \dots, \Xi_K]$ has the same block structure (but need not be symmetric). Block structures may be inferred from estimates of $\Omega = \sum_k \Omega_k$ that will have the same block structure, such as in our empirical analysis where $\hat{\Omega}$ is found to have an approximate block structures.

3.2 The Score, Hessian, and Fisher Information

Next, we proceed to establish likelihood-based results that are used for inference about μ , Ξ , and ν . We do not address inference about the integer-valued vector, \mathbf{n} , which is a non-standard problem, similar to lag-length selection in autoregressions and determining the cointegration rank in vector autoregressions.

We define the following three key parameter vectors with

$$\mu \in \mathbb{R}^{n \times 1}, \quad \text{vec}(\tilde{\Xi}) \in \mathbb{R}^{n^2 \times 1}, \quad \text{and} \quad \nu = (\nu_1, \nu_2, \dots, \nu_K)' \in \mathbb{R}^{K \times 1}, \quad (12)$$

where the $\tilde{\Xi}$ matrix is unrestricted (i.e. it need not have the identifying structure of Theorem 4). The corresponding score vectors are denoted by

$$\nabla_{\mu} = \frac{\partial \ell}{\partial \mu}, \quad \nabla_{\tilde{\Xi}} = \frac{\partial \ell}{\partial \text{vec}(\tilde{\Xi})}, \quad \text{and} \quad \nabla_{\nu_k} = \frac{\partial \ell}{\partial \nu_k},$$

and, for later use, we define

$$W_k = \frac{\nu_k + n_k}{\nu_k + X_k' X_k}, \quad X_k = e_k' X,$$

where e_k is a $n \times n_k$ matrix from identity matrix $I_n = (e_1, e_1, \dots, e_K)$. We also introduce the notation $J_k \equiv e_k e_k'$ and note that $I_n = \sum_{k=1}^K J_k$.

We have the following formulas for the score vectors, hessian matrix, and corresponding information matrix.

Theorem 5. *Suppose that $Y = \mu + \tilde{\Xi}X \in \mathbb{R}^n$, where $\det(\tilde{\Xi}) \neq 0$ and $X \sim \text{CT}_{n,\nu}(0, I_n)$.*

The score vectors for the parameter vectors μ , ν and $\text{vec}(\tilde{\Xi})$, are given by

$$\begin{aligned}\nabla_{\mu} &= \sum_{k=1}^K W_k A' e_k X_k, \\ \nabla_{\tilde{\Xi}} &= \sum_{k=1}^K W_k \text{vec}(A' e_k X_k X') - \text{vec}(A'), \\ \nabla_{\nu_k} &= \frac{1}{2} \left[\psi\left(\frac{\nu_k + n_k}{2}\right) - \psi\left(\frac{\nu_k}{2}\right) + 1 - W_k - \log\left(1 + \frac{X'_k X_k}{\nu_k}\right) \right],\end{aligned}$$

where $\psi(\cdot)$ is the digamma function and $A \equiv \tilde{\Xi}^{-1}$. The Hessian matrix has the following components

$$\begin{aligned}\nabla_{\mu\mu'} &= \sum_{k=1}^K \frac{2W_k^2}{\nu_k + n_k} A' e_k X_k X'_k e'_k A - W_k A' J_k A, \\ \nabla_{\mu\tilde{\Xi}'} &= \sum_{k=1}^K W_k (A X'_k e'_k \otimes A') K_n + \frac{2W_k^2}{\nu_k + n_k} A' e_k X_k \text{vec}(A' e_k X_k X')' - W_k A' (X' \otimes J_k A), \\ \nabla_{\mu\nu_k} &= \sum_{k=1}^K \frac{1}{\nu_k + n_k} A' e_k X_k (W_k - W_k^2), \\ \nabla_{\tilde{\Xi}\tilde{\Xi}'} &= - (A \otimes A') K_n + \sum_{k=1}^K \frac{2W_k^2}{\nu_k + n_k} \text{vec}(A' e_k X_k X') \text{vec}(A' e_k X_k X')', \\ &\quad + \sum_{k=1}^K W_k [(X X'_k e'_k A \otimes A') K_n - (X X' \otimes A' J_k A) - (A \otimes A' e_k X_k X') K_n], \\ \nabla_{\tilde{\Xi}\nu_k} &= \frac{1}{\nu_k + n_k} (W_k - W_k^2) \text{vec}(A' e_k X_k X'), \\ \nabla_{\nu_k \nu_k} &= \frac{1}{4} \psi'\left(\frac{\nu_k + n_k}{2}\right) - \frac{1}{4} \psi'\left(\frac{\nu_k}{2}\right) + \frac{1}{2\nu_k} + \frac{1}{2} \frac{1}{\nu_k + n_k} (W_k^2 - 2W_k), \\ \nabla_{\nu_k \nu_l} &= 0, \quad \text{if } k \neq l,\end{aligned}$$

where $\psi'(\cdot)$ is the trigamma function.

Note that in the expressions for the score and Hessian matrix, extreme values of X_k are dampened by W_k . For instance, each of the terms ∇_{μ} , $\nabla_{\mu\mu'}$, $\nabla_{\mu\nu_k}$, and $\nabla_{\nu_k \nu_k}$ are bounded, because $W_k \leq \frac{\nu_k + n_k}{\nu_k}$, $\|W_k X_k\| \leq \frac{1}{2} \sqrt{\frac{n_k}{\nu_k}} (\nu_k + n_k)$, and $W_k X'_k X_k \leq \nu_k + n_k$, and it follows that all moments are finite for these terms. For the term, ∇_{ν_k} , we note that $\log(1 + X'_k X_k / \nu_k)$ has the same distribution as $\log(1/U)$, where $U \sim \text{Beta}(\frac{\nu_k}{2}, \frac{n_k}{2})$, for which all moments are finite,¹¹ see Lemma A.3 for expressions of the first two moments. It can also be show that $\nabla_{\tilde{\Xi}}$ has finite moment when $K = 1$, however this need not be the case in general. When $K \geq 2$, there are interaction terms, such as $W_k X'_k X_l$, which lacks W_l to dampen the effect of large realizations of X_l . For the case, $K \geq 2$, we show $\min_k \nu_k > 1$ is needed to guarantee the existences of $\mathbb{E}\nabla_{\tilde{\Xi}}$, $\mathbb{E}\nabla_{\mu\tilde{\Xi}'}$, and $\mathbb{E}\nabla_{\tilde{\Xi}\nu_k}$, and $\min_k \nu_k > 2$ is

¹¹ $\mathbb{E}([\log(1/U)]^m) = \psi^{(m-1)}(\nu_k) - \psi^{(m-1)}(\nu_k + n_k)$, where $\psi^{(n)}(x)$ is the n -th derivatives of $\log \Gamma(x)$, which are known as polygamma functions.

needed for $\mathbb{E}\nabla_{\tilde{\Xi}}'$ to be well-defined. The latter is intuitive since it involves the terms, $\frac{\nu_k}{\nu_k-2}$, $k = 1, \dots, K$.

Theorem 6. *Given the assumptions of Theorem 5, we have $\mathbb{E}[\nabla_{\mu}] = 0$ and $\mathbb{E}[\nabla_{\nu_k}] = 0$, for $k = 1, 2, \dots, K$. If, in addition, $\min_k \nu_k > 1$, we have $\mathbb{E}[\nabla_{\tilde{\Xi}}] = 0$.*

The Fisher information,

$$\mathcal{I} = \mathbb{E} [\nabla_{\theta} \nabla'_{\theta}] = \begin{bmatrix} \mathcal{I}_{\mu} & \mathcal{I}_{\tilde{\Xi}\mu} & \mathcal{I}_{\nu\mu} \\ \mathcal{I}_{\mu\tilde{\Xi}} & \mathcal{I}_{\tilde{\Xi}} & \mathcal{I}_{\tilde{\Xi}\nu} \\ \mathcal{I}_{\mu\nu} & \mathcal{I}_{\nu\tilde{\Xi}} & \mathcal{I}_{\nu} \end{bmatrix},$$

is such that

$$\mathcal{I}_{\mu} = \mathbb{E}(\nabla_{\mu} \nabla'_{\mu}) = \sum_{k=1}^K \phi_k A' J_k A, \quad \phi_k \equiv \frac{\nu_k + n_k}{\nu_k + n_k + 2},$$

is well-defined for all $\nu > 0$. Moreover, if $\min_k \nu_k > 1$, then $\mathcal{I}_{\mu\tilde{\Xi}} = \mathcal{I}'_{\tilde{\Xi}\mu} = 0$, $\mathcal{I}_{\mu\nu} = \mathcal{I}'_{\nu\mu} = 0$ (are well-defined and equal zero). If $\min_k \nu_k > 2$, then $\mathcal{I}_{\tilde{\Xi}}$ is well-defined and given by

$$\mathcal{I}_{\tilde{\Xi}} = \mathbb{E}(\nabla_{\tilde{\Xi}} \nabla'_{\tilde{\Xi}}) = (A \otimes A') K_n + \Upsilon_K,$$

where $\Upsilon_K = \sum_{k=1}^K \Psi_k$ with

$$\Psi_k = \phi_k J_k^{\bullet} \otimes (A' J_k A) + (\phi_k - 1) [(J_k A \otimes A' J_k) K_n + \text{vec}(A' J_k) \text{vec}(A' J_k)'],$$

and $J_k^{\bullet} = \sum_{l \neq k} \frac{\nu_l}{\nu_l - 2} J_l + J_k$. Next, \mathcal{I}_{ν} is a diagonal matrix with diagonal elements

$$\mathcal{I}_{\nu_k} = \mathbb{E}(\nabla_{\nu_k}^2) = \frac{1}{4} \left(\psi' \left(\frac{\nu_k}{2} \right) - \psi' \left(\frac{\nu_k + n_k}{2} \right) \right) - \frac{n_k (\nu_k + n_k + 4)}{2\nu_k (\nu_k + n_k + 2)(\nu_k + n_k)}.$$

Finally, $\mathcal{I}_{\nu\tilde{\Xi}} = \mathcal{I}'_{\nu\tilde{\Xi}}$ is an $n^2 \times K$ matrix with k -th column given by

$$\mathcal{I}_{\tilde{\Xi}\nu_k} = \mathbb{E} [\nabla_{\nu_k} \nabla'_{\tilde{\Xi}}] = \frac{\phi_k - 1}{\nu_k + n_k} \text{vec}(A' J_k).$$

When $\mathcal{I}_{\theta_1\theta_2}$ is well defined, $\theta_1, \theta_2 \in \{\mu, \tilde{\Xi}, \nu\}$ then so is the corresponding submatrix of $\mathcal{J} = \mathbb{E}(-\nabla_{\theta\theta'})$ and the information matrix identity, $\mathcal{I}_{\theta_1\theta_2} = \mathcal{J}_{\theta_1\theta_2}$ holds.

3.2.1 The Jacobian for the identified Ξ

Recall that $\Xi = \tilde{\Xi}P$, where $P = \text{diag}(P_{11}, \dots, P_{KK})$ with $P_{kk} = \tilde{\Xi}'_{kk} (\tilde{\Xi}_{kk} \tilde{\Xi}'_{kk})^{-\frac{1}{2}} \in \mathbb{R}^{n_k \times n_k}$. From the results we established for the unstructured $\tilde{\Xi}$, we obtain the results for the identified parametrization, Ξ , by means of the Jacobian matrix of $\partial \text{vec}(\Xi)$ with respect to $\partial \text{vec}(\tilde{\Xi})$. Below, $K_{n,m} \in \mathbb{R}^{mn \times mn}$ denotes the commutation matrix.

Lemma 1. *The Jacobian is given by*

$$M_{\tilde{\Xi}} \equiv \frac{\partial \text{vec}(\Xi)}{\partial \text{vec}(\tilde{\Xi})'} = \text{diag}(\Gamma_{11}, \Gamma_{22}, \dots, \Gamma_{KK}),$$

where $\Gamma_{kk} = K_{n_k, n} \Pi^{(k)} K_{n, n_k}$ and $\Pi^{(k)} \in \mathbb{R}^{n n_k \times n n_k}$ is made of the submatrices

$$\Pi_{ij}^{(k)} = \begin{cases} 0_{n_i n_k \times n_j n_k} & i \neq j, j \neq k, \\ I_{n_i} \otimes P'_{kk} & i = j \neq k, \\ \left(\tilde{\Xi}_{ik} \otimes I_{n_k} \right) \frac{\partial \text{vec}(P'_{kk})}{\partial \text{vec}(\tilde{\Xi}_{kk})'} & i \neq j, j = k, \\ \left(I_{n_k} \otimes P'_{kk} \right) + \left(\tilde{\Xi}_{kk} \otimes I_{n_k} \right) \frac{\partial \text{vec}(P'_{kk})}{\partial \text{vec}(\tilde{\Xi}'_{kk})'} & i = j = k, \end{cases}$$

for $i, j = 1, \dots, K$, with

$$\frac{\partial \text{vec}(P'_{kk})}{\partial \text{vec}(\tilde{\Xi}'_{kk})'} = K_{n_k} \left(\Xi_{kk}^{-1} \otimes I_{n_k} \right) \left[I_{n_k^2} - \left(I_{n_k} \otimes \tilde{\Xi}_{kk} + \Xi_{kk} \otimes P'_{kk} \right)^{-1} \left(I_{n_k^2} + K_{n_k} \right) \left(I_{n_k} \otimes \tilde{\Xi}_{kk} \right) \right].$$

Lemma 1 is important for deriving the score and hessian matrix with respect to the identified Ξ . More specific, let $M_{\tilde{\Xi}}^+$ be the Moore-Penrose inverse of $M_{\tilde{\Xi}}$ matrix when evaluated at $\tilde{\Xi} = \Xi$, then we have

$$\nabla'_{\Xi} = \nabla'_{\tilde{\Xi}} M_{\tilde{\Xi}}^+, \quad \nabla_{\Xi \Xi'} = M_{\tilde{\Xi}}^{+'} \nabla_{\tilde{\Xi} \tilde{\Xi}'} M_{\tilde{\Xi}}^+ + \left(\nabla'_{\tilde{\Xi}} \otimes I_n \right) \frac{\partial \text{vec}(M_{\tilde{\Xi}}^{+'})}{\partial \text{vec}(\Xi)'}, \quad (13)$$

and $\nabla_{\Xi \mu'} = M_{\tilde{\Xi}}^{+'} \nabla_{\tilde{\Xi} \nu' \mu'}$, $\nabla_{\Xi \nu'} = M_{\tilde{\Xi}}^{+'} \nabla_{\tilde{\Xi} \nu'}$. This also facilitate the computation of the two information matrices, given by

$$\mathcal{I}_{\Xi} = M_{\tilde{\Xi}}^{+'} \mathcal{I}_{\tilde{\Xi}} M_{\tilde{\Xi}}^+, \quad \mathcal{J}_{\Xi} = M_{\tilde{\Xi}}^{+'} \mathcal{J}_{\tilde{\Xi}} M_{\tilde{\Xi}}^+.$$

Note that the expression for \mathcal{J}_{Ξ} does not requires $\frac{\partial \text{vec}(M_{\tilde{\Xi}}^{+'})}{\partial \text{vec}(\Xi)'}$ to be evaluated because $\mathbb{E}[\nabla_{\tilde{\Xi}}] = 0$. Also note that $\mathcal{I}_{\tilde{\Xi}}$ has reduced rank whereas \mathcal{I}_{Ξ} is nonsingular, because Ξ is identified.

3.3 Asymptotic Properties of Maximum Likelihood Estimator

Given a random sample of convolution- t distributed random variables, Y_1, \dots, Y_T , the asymptotic properties of maximum likelihood estimators of $\theta = \{\mu, \Xi, \nu\}$ are derived below.

Assumption 3. Θ is compact and for all $\theta \in \Theta$ it holds that $\min_k \nu_k > 0$ and $\max_k \nu_k < \infty$.

Theorem 7. *Let $Y_1, \dots, Y_T \sim iid CT_{\nu_0, n_0}(\mu, \Xi_0)$. Suppose that Assumptions 1-3 hold and that Ξ is identified by Theorem 4. (i) The maximum likelihood estimator, $\hat{\theta}_T = \max_{\theta \in \Theta} \ell_T(\theta)$, where ℓ_T is the log-likelihood function, is consistent. (ii) Suppose further that $\min_k \nu_k > 2$*

and that $\theta = \{\mu_0, \boldsymbol{\nu}_0, \Xi_0\}$ is interior to Θ , then

$$\sqrt{T}(\hat{\theta}_T - \theta) \xrightarrow{d} N(0, \mathcal{I}_\theta^{-1}).$$

When $K = 1$, $\text{CT}_{\boldsymbol{\nu}, n}(\mu, \Xi)$ simplifies to the multivariate t -distribution, for which many results exist and [Zhua and Galbraith \(2010\)](#) established results for a univariate generalized t -distribution. Simulation-based evidence in the Supplemental Material suggests that the convergence rates for μ , $\boldsymbol{\nu}$, and Ξ_{kk} continues to be \sqrt{T} in non-standard situations where $\min_k \nu_k \leq 2$, whereas Ξ coefficient in the off-diagonal blocks, Ξ_{kl} , $k \neq l$, have faster rates of convergence. The asymptotic normality of $\hat{\boldsymbol{\nu}}$ appears to be quite robust and also hold for small values of ν_k , whereas the other parameters have more spiky limit distributions when $\min_k \nu_k \leq 2$, that resemble Laplace distributions. This is particularly pronounced for the coefficients in the off-diagonal blocks of Ξ .

Note that the analytical expression of the Hessian matrix in [Theorem 5](#) and [\(13\)](#) facilitate the computation of the sandwich-form of the asymptotic covariance matrix, $\frac{1}{T} \hat{\mathcal{J}}_T^{-1} \hat{\mathcal{I}}_T \hat{\mathcal{J}}_T^{-1}$, where $\hat{\mathcal{J}}_T = \frac{1}{T} \sum_{t=1}^T \nabla_{\hat{\theta}_t}$ and $\hat{\mathcal{I}}_T = \frac{1}{T} \sum_{t=1}^T (\nabla_{\hat{\theta}_t} \nabla_{\hat{\theta}_t}')$. Note that $\hat{\theta}_T = \max_{\theta \in \Theta} \ell_T(\theta)$ implies $\frac{1}{T} \sum_{t=1}^T \nabla_{\hat{\theta}_t} = 0$ under our assumptions, such that the term $\frac{\partial \text{vec}(M_{\Xi}^{+'})}{\partial \text{vec}(\Xi)}$ is not needed in the computation of $\hat{\mathcal{J}}_T$.

3.4 Simulation Study

We conduct a simulation study to verify the accuracy the asymptotic results for the maximum likelihood estimators. We consider the following trivariate system, given by

$$\mu = \begin{bmatrix} 0.1 \\ 0.2 \\ 0.3 \end{bmatrix}, \quad \Xi = \begin{bmatrix} 0.6 & 0.3 & 0.1 \\ 0.5 & 0.7 & 0.2 \\ 0.4 & 0.2 & 0.8 \end{bmatrix} \quad \nu = \begin{bmatrix} 4 \\ 8 \end{bmatrix}$$

where the first two elements belong to one group, i.e. $n_1 = 1$ and $n_2 = 2$. And the structure of Ξ_{11} and Ξ_{22} are all symmetric and positive definite. Additional, because $n_1 \neq n_2$, then according to [Theorem 3](#), the parameters $\theta = (\mu', \nu', \text{vec}(\Xi)')$ are identified. We conduct a simulation study with $T = 500, 1000, 2000, 4000$, based on 50,000 Monte-Carlo simulations. We report the mean, standard deviation of the estimated parameters, $\alpha_L^{0.025}$ and $\alpha_R^{0.025}$ (defined below). The asymptotic standard deviations are also included for comparison, which are taken from the square root of the diagonal elements of the Cram r-Rao bound, i.e., $\mathcal{I}_\theta^{-1}/T$. Note that we report the inverse of degree of freedoms, i.e. $1/\nu_k$, because its empirical distribution is more close to normal especially in small samples.

To examine the normality of asymptotic distribution, we reports the empirical left and

right quantiles, defined as

$$\alpha_L^{0.025} = \frac{1}{T} \sum_{t=1}^T \left[\frac{\hat{\theta}_t - \theta}{\text{aStd}(\theta)} < -1.96 \right], \quad \alpha_R^{0.025} = \frac{1}{T} \sum_{t=1}^T \left[\frac{\hat{\theta}_t - \theta}{\text{aStd}(\theta)} > 1.96 \right]$$

and we will have $\alpha_L^{0.025} \rightarrow 0.025$ and $\alpha_R^{0.025} \rightarrow 0.025$ if $\hat{\theta}_t$ is approximately normally distributed. Table 1 reports the simulation results in large and small samples, respectively. We can find that all maximum likelihood estimators $\hat{\theta}$ are consistent, and the empirical standard deviations match the asymptotic standard deviations very well. The empirical distributions of $\hat{\theta}$ converge to normal distribution when the sample size increases. In the Table S.1 in Appendix A, we also reports the estimation results in small samples.

4 Standardized Distributions

The conventional multivariate t -distribution, $X \sim t_{n,\nu}(\mu, \Sigma)$ with $\nu > 2$ has $\text{var}(X) = \frac{\nu}{\nu-2}\Sigma$. Some theoretical results are more elegantly expressed in terms of standardized variables, $\tilde{X} = \mu + \sqrt{\frac{\nu-2}{\nu}}(X - \mu)$, which has $\mathbb{E}(\tilde{X}) = \mu$, $\text{var}(\tilde{X}) = \Sigma$, and density

$$f(\tilde{x}) = \frac{\Gamma\left(\frac{\nu+n}{2}\right)}{\Gamma\left(\frac{\nu}{2}\right)} [(\nu-2)\pi]^{-\frac{n}{2}} |\Sigma|^{-\frac{1}{2}} \left[1 + \frac{1}{\nu-2} (\tilde{x} - \mu)' \Sigma^{-1} (\tilde{x} - \mu) \right]^{-\frac{\nu+n}{2}}, \quad \nu > 2. \quad (14)$$

We will refer to this distribution as the standardized t -distribution and use the notation, $\tilde{X} \sim t_{n,\nu}^{\text{std}}(\mu, \Sigma)$. Obviously, if Y_1 is a linear combination of independent t -distributed vectors, then it is also a linear combination of independent standardized t -distributed vectors if all $\nu_k > 2$. Note that the standardized t -distribution disentangles the degrees of freedom parameter, ν , from the variance. This is convenient in dynamic volatility models, such as the one we estimate in the empirical analysis. In our empirical analysis we will use the multivariate convolution- t distribution, given by $Y = \mu + \Xi X$, where $X \in \mathbb{R}^n$ is composed of K independent standardized multivariate t -distributions with $X_k \sim t_{n_k, \nu_k}^{\text{std}}(0, I_k)$ and $n = \sum_k n_k$. This redefines Ξ slightly, because elements are scaled by $\sqrt{\frac{\nu_k}{\nu_k-2}}$. We have the following notation for this standardized multivariate convolution- t distribution

$$Y \sim \text{CT}_{n,\nu}^{\text{std}}(\mu, \Xi),$$

where $\nu = (\nu_1, \dots, \nu_K)'$ with $\nu_k > 2$ for all $k = 1, \dots, K$.

5 Approximating Marginal Distributions of $\text{CT}_{n,\nu}^{\text{std}}(\mu, \Xi)$

The marginal distribution of the univariate, $Y_1 = \mu + \beta' X$, where $X \sim \text{CT}_{n,\nu}^{\text{std}}(0, I_n)$, and $\min_k \nu_k > 4$, then convolution of t -distributions may be approximated by other distributions. In this section, we will approximate the distribution of Y_1 with a standardized t -

Table 1: Simulations with Large Samples

| | True | Mean | Std | aStd | $\alpha_L^{0.025}$ | $\alpha_R^{0.025}$ | Mean | Std | aStd | $\alpha_L^{0.025}$ | $\alpha_R^{0.025}$ | |
|--------------|--------|-------------|--------|--------|--------------------|--------------------|-------------|--------|--------|--------------------|--------------------|--|
| | | $T = 500$ | | | | | $T = 1,000$ | | | | | |
| μ_1 | 0.1000 | 0.0998 | 0.0355 | 0.0353 | 0.0260 | 0.0245 | 0.1000 | 0.0250 | 0.0250 | 0.0264 | 0.0250 | |
| μ_2 | 0.2000 | 0.1998 | 0.0446 | 0.0444 | 0.0257 | 0.0252 | 0.2000 | 0.0314 | 0.0314 | 0.0256 | 0.0247 | |
| μ_3 | 0.3000 | 0.2997 | 0.0457 | 0.0456 | 0.0255 | 0.0245 | 0.3001 | 0.0325 | 0.0322 | 0.0258 | 0.0263 | |
| | 0.6000 | 0.5950 | 0.0392 | 0.0381 | 0.0325 | 0.0256 | 0.5979 | 0.0273 | 0.0269 | 0.0275 | 0.0253 | |
| | 0.5000 | 0.4958 | 0.0543 | 0.0500 | 0.0367 | 0.0335 | 0.4983 | 0.0369 | 0.0354 | 0.0292 | 0.0316 | |
| | 0.4000 | 0.3963 | 0.0578 | 0.0520 | 0.0387 | 0.0368 | 0.3988 | 0.0389 | 0.0368 | 0.0315 | 0.0331 | |
| vec(Ξ) | 0.3000 | 0.3003 | 0.0492 | 0.0451 | 0.0351 | 0.0367 | 0.3001 | 0.0335 | 0.0319 | 0.0307 | 0.0323 | |
| | 0.7000 | 0.6985 | 0.0478 | 0.0452 | 0.0347 | 0.0294 | 0.6991 | 0.0330 | 0.0320 | 0.0309 | 0.0273 | |
| | 0.2000 | 0.2005 | 0.0335 | 0.0314 | 0.0342 | 0.0315 | 0.2001 | 0.0229 | 0.0222 | 0.0295 | 0.0274 | |
| | 0.1000 | 0.1011 | 0.0433 | 0.0391 | 0.0357 | 0.0383 | 0.1002 | 0.0290 | 0.0277 | 0.0309 | 0.0307 | |
| | 0.2000 | 0.2005 | 0.0335 | 0.0314 | 0.0342 | 0.0315 | 0.2001 | 0.0229 | 0.0222 | 0.0295 | 0.0274 | |
| | 0.8000 | 0.7979 | 0.0444 | 0.0425 | 0.0344 | 0.0261 | 0.7988 | 0.0307 | 0.0301 | 0.0289 | 0.0253 | |
| $1/\nu_1$ | 0.2500 | 0.2497 | 0.0472 | 0.0463 | 0.0293 | 0.0253 | 0.2495 | 0.0330 | 0.0327 | 0.0274 | 0.0240 | |
| $1/\nu_2$ | 0.1250 | 0.1233 | 0.0287 | 0.0280 | 0.0333 | 0.0238 | 0.1243 | 0.0201 | 0.0198 | 0.0298 | 0.0250 | |
| | | $T = 2,000$ | | | | | $T = 4,000$ | | | | | |
| μ_1 | 0.1000 | 0.1000 | 0.0176 | 0.0177 | 0.0248 | 0.0253 | 0.1001 | 0.0125 | 0.0125 | 0.0253 | 0.0258 | |
| μ_2 | 0.2000 | 0.2000 | 0.0222 | 0.0222 | 0.0244 | 0.0263 | 0.2000 | 0.0158 | 0.0157 | 0.0250 | 0.0260 | |
| μ_3 | 0.3000 | 0.3000 | 0.0228 | 0.0228 | 0.0252 | 0.0255 | 0.3000 | 0.0162 | 0.0161 | 0.0266 | 0.0250 | |
| | 0.6000 | 0.5989 | 0.0191 | 0.0190 | 0.0271 | 0.0247 | 0.5994 | 0.0135 | 0.0135 | 0.0259 | 0.0253 | |
| | 0.5000 | 0.4990 | 0.0255 | 0.0250 | 0.0278 | 0.0278 | 0.4995 | 0.0179 | 0.0177 | 0.0256 | 0.0263 | |
| | 0.4000 | 0.3992 | 0.0266 | 0.0260 | 0.0279 | 0.0288 | 0.3994 | 0.0186 | 0.0184 | 0.0266 | 0.0262 | |
| vec(Ξ) | 0.3000 | 0.3002 | 0.0231 | 0.0226 | 0.0278 | 0.0287 | 0.3002 | 0.0161 | 0.0159 | 0.0267 | 0.0267 | |
| | 0.7000 | 0.6998 | 0.0231 | 0.0226 | 0.0279 | 0.0270 | 0.7000 | 0.0161 | 0.0160 | 0.0263 | 0.0258 | |
| | 0.2000 | 0.2001 | 0.0159 | 0.0157 | 0.0273 | 0.0267 | 0.2001 | 0.0112 | 0.0111 | 0.0252 | 0.0254 | |
| | 0.1000 | 0.1002 | 0.0200 | 0.0196 | 0.0275 | 0.0294 | 0.1002 | 0.0139 | 0.0138 | 0.0254 | 0.0264 | |
| | 0.2000 | 0.2001 | 0.0159 | 0.0157 | 0.0273 | 0.0267 | 0.2001 | 0.0112 | 0.0111 | 0.0252 | 0.0254 | |
| | 0.8000 | 0.7994 | 0.0215 | 0.0213 | 0.0270 | 0.0249 | 0.7998 | 0.0151 | 0.0150 | 0.0271 | 0.0246 | |
| $1/\nu_1$ | 0.2500 | 0.2500 | 0.0232 | 0.0232 | 0.0259 | 0.0246 | 0.2498 | 0.0164 | 0.0164 | 0.0269 | 0.0244 | |
| $1/\nu_2$ | 0.1250 | 0.1246 | 0.0141 | 0.0140 | 0.0268 | 0.0242 | 0.1248 | 0.0099 | 0.0099 | 0.0267 | 0.0237 | |

Note: The mean, standard deviation of the MLE estimated parameters for convolution- t distribution. The asymptotic standard deviations are also included for comparison. we conduct a simulation study with sample sizes $T = 500, 1000, 2000, 4000$, based on 50,000 Monte-Carlo simulations.

distribution, which is either determined either by matching the first four moments (Method of Moments) or determined by minimizing the Kullback-Leibler divergence (KL divergence). For convolutions of two t -distributions, the method of moments approach was used in Patil (1965). Our result in Theorem 2 makes it simple to generalize the results in Patil (1965) to convolutions of multiple t -distributions.

Let $g(\cdot)$ denote the true density function of Y_1 , as derived in Theorem 1, and let $f_{\mu, \sigma^2, \nu}(y)$ denote the density of a standardized t -distribution, with mean μ , variance, σ^2 , and ν degrees of freedom. The first four moments of Y_1 were derived in Theorem 2, and we will determine the t -distribution with the same first four moments. The third centralized moment is zero for both distributions, and we match the match the first, second, and fourth moments by selecting μ , σ^2 , and ν , and this is achieved with $\mu_* = \mu$, $\sigma_*^2 = \sum_{k=1}^K \beta_k' \beta_k$, and $\nu_* = 4 + \frac{6}{\kappa_{Y_1}}$, such that the moment-matching density is given by,

$$f^*(y) = f_{\mu_*, \sigma_*^2, \nu_*}(y) = \frac{\Gamma\left(\frac{\nu_*+1}{2}\right)}{\Gamma\left(\frac{\nu_*}{2}\right)} [(\nu_* - 2)\pi\omega'\omega]^{-\frac{1}{2}} \left[1 + \frac{(y - \mu_*)^2}{(\nu_* - 2)\omega'\omega}\right]^{-\frac{\nu_*+1}{2}}. \quad (15)$$

Alternatively we can determine μ , σ^2 , and ν by minimizing the Kullback-Leibler discrepancy between $f_{\mu, \sigma^2, \nu}(y)$ and g . The Kullback-Leibler discrepancy is given by

$$\text{KLIC}(g, f) = \int_{-\infty}^{+\infty} \log\left(\frac{f(y)}{g(y)}\right) g(y) dy,$$

and by solving

$$(\mu_*, \sigma_*^2, \nu_*) = \arg \max_{\mu, \sigma^2, \nu} \text{KLIC}(g, f_{\mu, \sigma^2, \nu}),$$

we obtain the best approximating density, $f^*(y) = f_{\mu_*, \sigma_*^2, \nu_*}(y)$, in terms of the KLIC.

In the left panels of Figure 3, we consider the case where the true density is a convolution of two independent t -distributions, with the same degrees of freedom, and in the right panels we consider the case where the true density is a convolution of a normal distribution and an independent t -distribution. In the upper panels, (a) and (b), we report how well f^* (line) and f^* (line) approximates the true density for $\nu > 4$, in units of logarithm KLIC. In both cases it is evident that the approximating densities differ from the true density. Thus, a convolution t -distribution is not a t -distribution. The upper panels also show that the method of moments density is different from the KLIC minimizing density, especially for small values of ν . And their differences decrease when ν becomes larger. However, one should note that the difference are small as the scale is in logarithmic units of KLIC.

In Panels (c) and (e) we plot the approximating densities (lines) and the true density (shaded area) of $Y = X_1 + X_2$ with $X_1, X_2 \sim t_\nu^{\text{std}}(0, 1)$ for $\nu = 7$ and $\nu = 4.01$. Similarly in Panels (d) and (f) we plot the approximating densities (lines) and the true density (shaded area) of $Y = Z + X$ with $Z \sim N(0, 1)$ and $X \sim t_\nu^{\text{std}}$ with $\nu = 7$ and $\nu = 4.01$, respectively. Panels (c) and (d) show that the approximating densities (lines) match the true density

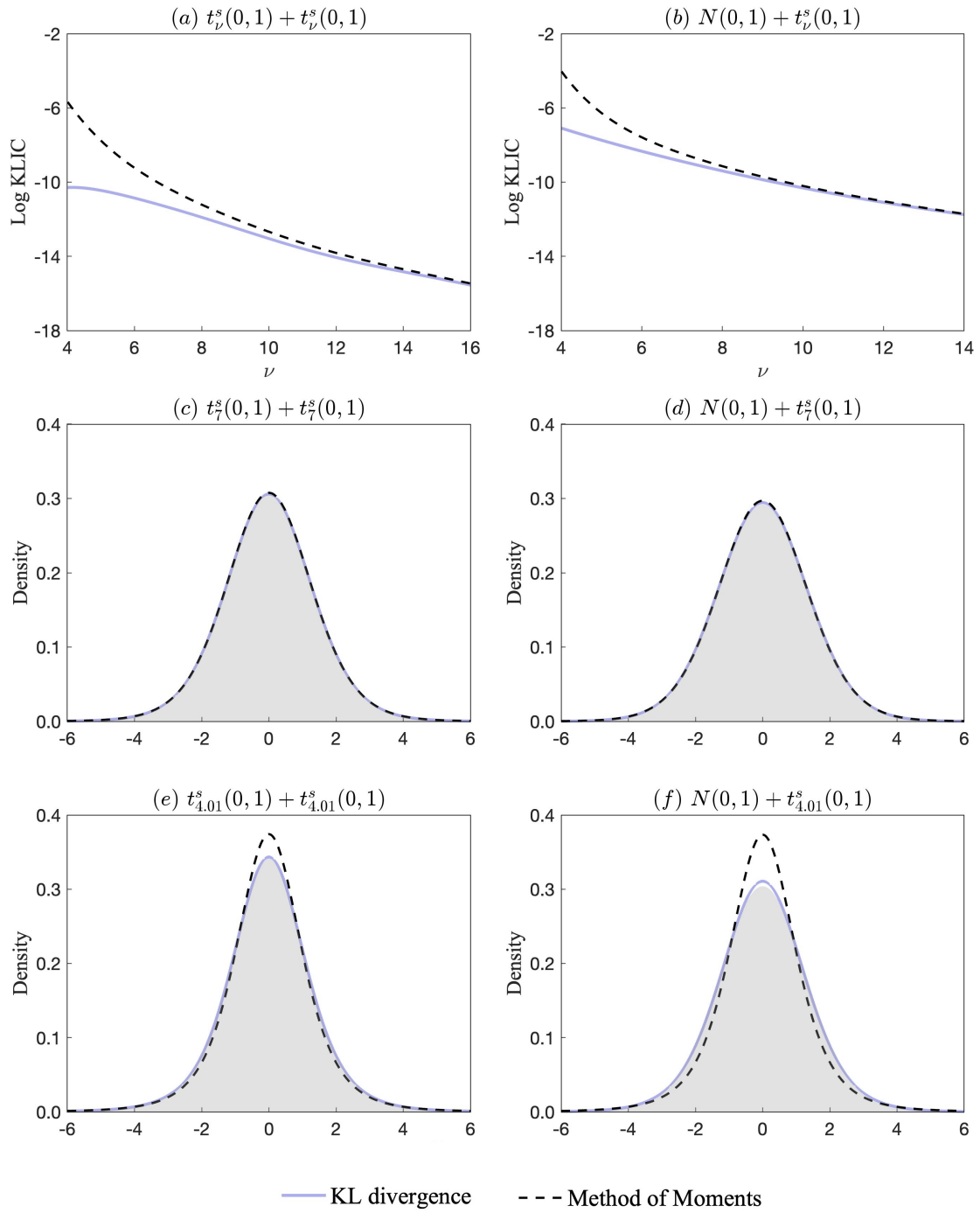


Figure 3: Panel (a) and (b) measures the differences of f^* (solid line) and f^* (dash line) relative to the true density true density of $Y = X_1 + X_2$ in terms of logarithm of the KLIC for $\nu > 4$. Panel (c) and (d) plots the density functions of f^* and f^* , as well as the true density of $Y = X_1 + X_2$ represented with the shaded area.

very well when $\nu \geq 7$. However, when ν become smaller and approaches 4, Panel (e) and (f) shows that there exit significant differences between the approximating density from method of moments and true density. As for the f^* (line) from minimizing KLIC, it still works in the sum of two t -distribution with same degree of freedom $\nu = 4.01$, but it performs poor for the sum of a normal and t -distribution with $\nu = 4.01$.

We note that the method of moments method is relatively poor, when the convolutions involve t -distributions with small degrees of freedom.

6 Empirical Analysis of Realized Volatilities

Realized measures of volatility are typically found to be very persistent and HAR model by [Corsi \(2009\)](#) (and variations thereof) are often used to model realized measures, see e.g. [Andersen et al. \(2007\)](#), [Corsi et al. \(2013\)](#), and [Bollerslev et al. \(2016\)](#).

In this section, we model a vector of daily logarithmically transformed realized kernel estimators, see [Barndorff-Nielsen et al. \(2008, 2011\)](#). We use a HAR specification to model the conditional mean of the transformed realized measures and use convolution- t distributions to model the errors in the model.

6.1 Data

The sample spans the period from January 1, 2001 to December 31, 2020, which includes $T = 4,972$ trading days and we include $n = 10$ assets in stock markets in our analysis. These consist of S&P 500 index (SPX) presenting market portfolio, GE, HOM, and MMM, from the Industrials sector, JNJ, LLY, and MRK, from the Health Care sector, and AAPL, IBM, and INTC, from the Information Technology sector. We compute daily realized kernel estimator using intraday transaction data, where the high-frequency data of SPX were downloaded from TickData.com and the remaining nine individual stocks were obtained from the TAQ database. These were cleaned following the methodology in [Barndorff-Nielsen et al. \(2009\)](#), and we used the Parzen kernel to compute the realized kernel estimates.

6.2 HAR Model with Convolution- t Innovations

Let $Y_{i,t} = \log RK_{i,t}$ where $i = 1, \dots, n$, where i indexes the stocks and $t = 1, \dots, T$ the day. The righthand side variables in the HAR model are defined by:

$$Y_t^{(d)} = Y_{t-1}, \quad Y_t^{(w)} = \frac{1}{4} \sum_{i=2}^5 Y_{t-i}, \quad \text{and} \quad Y_t^{(m)} = \frac{1}{17} \sum_{i=6}^{22} Y_{t-i},$$

which correspond to daily, weekly, and monthly frequencies, respectively. Thees are defined such that no lagged Y_{t-i} is used twice, which makes their coefficients easier to interpret.

Our HAR model is given by

$$Y_t = \underbrace{\xi + \beta_d Y_t^{(d)} + \beta_w Y_t^{(w)} + \beta_m Y_t^{(m)}}_{\mu_t} + V_t, \quad \text{with } V_t \sim iid \text{ CT}_{\mathbf{n}, \boldsymbol{\nu}}^{\text{std}}(0, \Xi) \quad (16)$$

where $\xi \in \mathbb{R}^n$, β_d , β_w , and β_m are diagonal matrices. From $V_t \sim \text{CT}_{\mathbf{n}, \boldsymbol{\nu}}^{\text{std}}(0, \Xi)$ it follows that the conditional covariance of Y_t is given by $\Sigma = \Xi \Xi'$, and we can express each elements of Y_t as an univariate HAR model

$$Y_{t,i} = \xi_i + \beta_{d,i} Y_{t,i}^{(d)} + \beta_{w,i} Y_{t,i}^{(w)} + \beta_{m,i} Y_{t,i}^{(m)} + V_{t,i}, \quad i = 1, 2, \dots, n, \quad (17)$$

where $\beta_{d,i}$ is the i -th diagonal element of β_d , and $\beta_{w,i}$ and $\beta_{m,i}$ defined similarly.

Let $U_t = \Xi^{-1} V_t$ be the standardized residuals, and let \mathcal{F}_t be the natural filtration, then the conditional log-likelihood function $Y_t | \mathcal{F}_{t-1}$ is,

$$\ell(Y_t) = -\frac{1}{2} \log |\Xi \Xi'| + \sum_{k=1}^K c_k - \frac{\nu_k + n_k}{2} \log \left(1 + \frac{1}{\nu_k - 2} U'_{k,t} U_{k,t} \right). \quad (18)$$

The expression for the marginal density of convolution t -distributions in Theorem 1 is particularly useful in our empirical analysis, because it facilitates a factorization of the joint density into marginal densities and the copula density by Sklar's theorem. This leads to the following decomposition of the log-likelihood,

$$\ell(Y_t) = \sum_{i=1}^n \ell(Y_{t,i}) + \log(c(Y_t)),$$

where $c(Y_t)$ denotes the copula density. This factorization can be used to compare different model specifications. For instance, if one specification has a larger value for the log-likelihood, then the factorization can be used to investigate if the gains are driven by gains in the marginal distributions, by gains in the copula density, or a combination of the two. It may reveal that some model features important for the marginal distribution, whereas other features are more specific to the copula.

6.3 Estimation Method and Distributional Specifications

Motivated by the diagonal-block structure of the information matrix shown in Theorem 5, we adopt a two-stage estimation method. In the first stage, we estimate the regression coefficients, $\beta_{d,i}$, $\beta_{w,i}$, and $\beta_{m,i}$, by least squares for each of the ten assets separately and stack their residuals into the vector \hat{V}_t . In the second stage, we fit parametric distributions to \hat{V}_t , by maximizing the corresponding log-likelihood function, $\ell = \sum_{t=1}^T \ell_{t-1}(Y_t)$ in (18).

The multivariate convolution- t distribution, $\text{CT}_{\mathbf{n}, \boldsymbol{\nu}}^{\text{std}}(0, \Xi)$, is characterized by the group assignments, \mathbf{n} , the vector of degrees of freedoms, $\boldsymbol{\nu}$, and a scale-rotation matrix, Ξ . In

this paper, we consider three types of group assignments \mathbf{n} . The first time is the single cluster case, $K = 1$ (i.e. with $\mathbf{n} = \mathbf{n} = 10$), which is simply a multivariate t -distribution (or Gaussian). The second case has $K = 4$, with $\mathbf{n} = (1, 3, 3, 3)$, which matches the sector classification of the 10 assets, and use “Cluster- t ” to refer this structure. The third case, has $K = 10$ independent components (i.e. no cluster structure) and $\mathbf{n} = (1, 1, \dots, 1)$. We use “Hetero- t ” as the label for this structure.

For the scale-rotation matrix, Ξ , we consider both the just-identified asymmetric structure and the over-identified symmetric structure. We also combine the symmetric and asymmetric Ξ -matrices with block structure, which has the label “Block”, whereas Ξ -matrices without an imposed block structure are labelled as “Just-Identified”. Imposing block structure on Ξ is motivated by the approximate block structure seen in the empirical conditional covariance matrix of Y_t (shown below). One should remember that, for the Gaussian case with $\nu \rightarrow \infty$ and the conventional multivariate- t case with $K = 1$, only the covariance matrix $\Sigma = \Xi \Xi'$ is identified.

6.4 Empirical Results

We present the results for the HAR regression coefficients from first-stage estimation in Table 2. The HAR coefficients are reported along with their corresponding standard errors in parentheses. For the logarithmic realized kernel estimators, $Y_{i,t}$, $i = 1, \dots, 10$, we report the estimated values of the model-implied expected values, $\mathbb{E}[Y_{t,i}]$, their persistence parameter, $\pi_i = \beta_{d,i} + \beta_{w,i} + \beta_{m,i}$, and the standard deviation of the residuals, σ_{u_i} . There are some variations in the levels of log-volatility, $\mathbb{E}[Y]$, across assets, as one would expect. The estimated HAR regression coefficients and conditional standard deviations, $\hat{\sigma}_1, \dots, \hat{\sigma}_9$, are very similar for all stocks, whereas the SPX is somewhat different. It has a higher weight on the first lag and less weight on distant lags as defined by β_m . The average log-volatility is also substantially smaller for SPX, implying that the volatilities for the individual stocks are substantially larger.¹²

From the first-stage residuals, \hat{V}_t , $t = 1, \dots, T$, we compute the empirical covariance matrix, $\hat{\Sigma} = \frac{1}{T} \sum_{t=1}^T \hat{V}_t \hat{V}_t'$, which we present in Table 3. The sector-based block structure is illustrated with the shaded regions. Interestingly, the covariance matrix has an approximate block structure that coincides with the sector classification of the stocks. The within-sector covariances are much higher than between-sector covariances, and we will explore this structure in Section 6.4.2.

6.4.1 Results for Just-Identified Ξ

Next, we report the second stage estimation results for the just-identified Ξ matrix, as defined by Theorem 3. We maximize the log-likelihood for for the vectors of residuals, \hat{V}_t ,

¹²The log-differences of between 0.66 and 1.32 translate to variances that are between 92% and 275% larger or, alternatively, volatilities that are 39%-94% larger.

Table 2: HAR Coefficients and Key Statistics (OLS Estimation)

| | Market | Industrials | | | Health Care | | | Information Tech. | | |
|-----------------|-------------------|-------------------|-------------------|-------------------|-------------------|-------------------|-------------------|-------------------|-------------------|-------------------|
| | SPX | GE | HOM | MMM | JNJ | LLY | MRK | AAPL | IBM | INTC |
| ξ | -0.432 (0.075) | -0.329 (0.073) | -0.402 (0.078) | -0.544 (0.094) | -0.666 (0.108) | -0.623 (0.105) | -0.671 (0.105) | -0.371 (0.075) | -0.405 (0.079) | -0.536 (0.091) |
| β_d | 0.557 (0.013) | 0.423 (0.014) | 0.449 (0.014) | 0.415 (0.014) | 0.405 (0.014) | 0.389 (0.014) | 0.433 (0.014) | 0.446 (0.014) | 0.433 (0.014) | 0.417 (0.014) |
| β_w | 0.312 (0.017) | 0.342 (0.019) | 0.338 (0.019) | 0.353 (0.019) | 0.325 (0.019) | 0.348 (0.020) | 0.326 (0.019) | 0.323 (0.019) | 0.321 (0.019) | 0.364 (0.019) |
| β_m | 0.088 (0.014) | 0.198 (0.018) | 0.169 (0.017) | 0.174 (0.018) | 0.197 (0.019) | 0.195 (0.019) | 0.168 (0.018) | 0.189 (0.017) | 0.199 (0.018) | 0.159 (0.017) |
| $\mathbb{E}(Y)$ | -10.05 | -8.938 | -9.053 | -9.396 | -9.179 | -9.155 | -9.159 | -8.851 | -8.726 | -9.086 |
| π | 0.957 | 0.963 | 0.956 | 0.942 | 0.927 | 0.932 | 0.927 | 0.958 | 0.954 | 0.941 |
| σ_v | 0.505 | 0.557 | 0.538 | 0.527 | 0.546 | 0.559 | 0.528 | 0.509 | 0.505 | 0.532 |

Note: HAR regression coefficients for logarithmically transformed of realized measures of volatility along with the corresponding standard errors in parentheses. The mean, $\mathbb{E}(Y)$, persistence, $\pi = \beta_d + \beta_w + \beta_m$, and the standard deviation of residuals, σ_v , as implied by the estimated models are listed at the bottom of the table.

Table 3: Empirical Covariance Matrix

| | Market | Industrials | | | Health Care | | | Information Tech. | | |
|------|--------|-------------|-------|-------|-------------|-------|-------|-------------------|-------|-------|
| | SPX | GE | HOM | MMM | JNJ | LLY | MRK | AAPL | IBM | INTC |
| SPX | 0.255 | 0.135 | 0.146 | 0.143 | 0.103 | 0.113 | 0.110 | 0.137 | 0.122 | 0.146 |
| GE | 0.135 | 0.310 | 0.143 | 0.122 | 0.083 | 0.091 | 0.094 | 0.102 | 0.100 | 0.111 |
| HOM | 0.146 | 0.143 | 0.290 | 0.139 | 0.085 | 0.094 | 0.095 | 0.108 | 0.102 | 0.121 |
| MMM | 0.143 | 0.122 | 0.139 | 0.278 | 0.098 | 0.100 | 0.096 | 0.110 | 0.099 | 0.111 |
| JNJ | 0.103 | 0.083 | 0.085 | 0.098 | 0.298 | 0.131 | 0.118 | 0.085 | 0.072 | 0.095 |
| LLY | 0.113 | 0.091 | 0.094 | 0.100 | 0.131 | 0.313 | 0.140 | 0.088 | 0.076 | 0.092 |
| MRK | 0.110 | 0.094 | 0.095 | 0.096 | 0.118 | 0.140 | 0.279 | 0.087 | 0.077 | 0.086 |
| AAPL | 0.137 | 0.102 | 0.108 | 0.110 | 0.085 | 0.088 | 0.087 | 0.259 | 0.118 | 0.125 |
| IBM | 0.122 | 0.100 | 0.102 | 0.099 | 0.072 | 0.076 | 0.077 | 0.118 | 0.255 | 0.118 |
| INTC | 0.146 | 0.111 | 0.121 | 0.111 | 0.095 | 0.092 | 0.086 | 0.125 | 0.118 | 0.284 |

Note: The full-sample empirical covariance matrix $\hat{\Sigma} = \frac{1}{T} \sum_{t=1}^T \hat{V}_t \hat{V}_t'$ where the residuals \hat{V}_t are from the first-stage estimation. The sector-based block structure is illustrated with the shaded regions.

$t = 1, \dots, T$, for each of the six distributional specifications. Table 4 reports the estimates of the degrees of freedom vectors, $\boldsymbol{\nu} = (\nu_1, \dots, \nu_K)'$ while Table 5 presents the estimated Ξ matrix. In Table 4, we also include the number of parameters p , the joint log-likelihood function ℓ , the marginal log-likelihood ℓ_m , the logarithmically transformed copula density, ℓ_c , which is determined residually by $\ell_c = \ell - \ell_m$. We also report the Bayesian information criterion (BIC).

Several key observations emerge from Table 4. There is strong evidence against the Gaussian specification. The multivariate- t specification leads to a substantially better log-likelihood, resulting from large improvement in both the marginal distributions, ℓ_m , and the log-copula density, ℓ_c . The convolution- t specifications, both the Cluster- t and Hetero- t specifications, lead to further improvements over the multivariate t -distribution. Once again we observe large improvements in the log-likelihood, with the largest gains originating from the log-copula density. There is some heterogenous values in the estimated degrees of freedom. For instance, the log-volatility related to the Health Care sector shows the heaviest tails. Both the Cluster- t and the Hetero- t distributions, suggest that a symmetric Ξ -matrix is not supported by the data. It is too restrictive to capture the complex nonlinear dependences, which the just-identified structure can accommodate. This is supported by the large improvements in the log-copula densities ℓ_c , whereas marginal densities ℓ_m are slightly lower with the just-identified Ξ . In terms of the total log-likelihood the Hetero- t specification is inferior to the Cluster- t structure, despite having more free parameters.

The Hetero- t specifications have ten degrees of freedom parameters whereas the Cluster- t specifications have four. While the six additional parameters result in slightly better marginal densities, ℓ_m , the copula densities, ℓ_c , are actually worse for the Hetero- t specifications. Recall that the Cluster- t specification is not nested in the corresponding Hetero- t specification, because the former imply non-linear dependencies between variables in the same cluster variable, X_k , whereas the Hetero- t structure implies that all elements of X are independent. The empirical results strongly indicate that the cluster structure captures important nonlinear dependences, because the log-copula densities are larger for the Cluster- t specifications. Fifth, the empirical evidence also favors the (just identified) asymmetric structure for Ξ , over the (over identified) symmetric structure. Despite having 36 and 45 additional parameters, the BIC favors the asymmetric structure for both types of convolution- t distributions.

Table 5 reports the estimated Ξ matrix for each of the convolution- t specifications in Table 4. The results for just-identified asymmetric Ξ -matrices are shown in Panels (a) and (b) and the results for over-identified symmetric Ξ -matrices are shown in Panels (c) and (d). Each of the four estimates of Ξ have an approximate block structures, which we have highlighted with the (lighter) shaded regions. A darker shade is used to highlight the largest elements of $\hat{\Xi}$. The asymmetric structures in Panels (a) and (b) are particularly interesting, because they indicate a factor structure, where all assets load on a common

(market) factor, where as the individual nine stocks also have large loadings on a single distinct variable. This factor structure is similar to the traditional CAPM model, but it is the structure implied by convolution- t distributions, that enables us to identify this factor structure. Second, we also notice that the loading coefficients are very similar within each cluster, which motivates the block-matrix structure on Ξ , which we explore below. Panel (c) and (c) present the estimates for over-identified symmetric Ξ matrices. All coefficients are estimated to positive with the diagonal of $\hat{\Xi}$ being the dominant elements. For this specification, we can therefore largely link the degrees of freedom parameter of an element of X to the corresponding elements of Y . The approximated block structure is also very much evident for the symmetric Ξ -matrices.

6.4.2 Estimations with Block Ξ matrix

Next, we imposed a block structure on Ξ , which reduces the number of free parameters in Ξ . By imposing block structure, the free parameters in Ξ would greatly decrease which only depends on the number of K , which is at most $K(K+1)$ if number of elements in each group is at least two.¹³ If additional asymmetry is imposed, then this number becomes $K(K+3)/2$.

Table 6 presents the estimation results of degrees of freedom under block Ξ matrix. When compared with the results without block structure in Table 4, we find that: first, the estimates of degrees of freedom are very similar to these in Table 4, and the findings about the log-likelihood values maintain. Second, importantly, the BIC values are much smaller than these with Just-Identified structure, which means the specification with block structure is not too restrictive and is preferred according to BIC. The estimated Ξ matrix is provided in Table 7, and we can find that the factor patterns are robust under block structure.

7 Summary

We have introduced the convolution- t distributions, which is a versatile class of multivariate distributions for modeling heavy-tailed data with complex dependencies. We have characterized a several properties of these distributions and detailed results for the marginal distributions of convolution- t distributions, such as expressions their densities and cumulative distribution functions. We obtained simple expressions for the first four moments and used these to develop an approximation method for convolution- t distributions.

A attractive feature of this class of distributions is that their log-likelihood function have simple expressions. This makes estimation and inference relatively straight forward. We have analyzed the identification problem, which motivates a particular parametrization, and

¹³When there are $\tilde{K} \leq K$ groups with only one element, this number become $K(K+1) - \tilde{K}$. The reason for the distinction between these two cases is that an 1×1 diagonal block has only one coefficient.

Table 4: Maximum Likelihood Estimates of $\boldsymbol{\nu}$ with Just-Identified Ξ Matrix

| | Gaussian | Multi- t | Cluster- t | | Hetro- t | |
|-------------------------------|----------|------------------|------------------|------------------|------------------|------------------|
| | | | Sym | Asym | Sym | Asym |
| $\nu_{(\text{Joint/Market})}$ | ∞ | 9.983 (0.371) | 7.742 (0.847) | 8.615 (1.338) | 7.806 (0.950) | 8.666 (1.263) |
| $\nu_{(\text{Industrials})}$ | | | 6.963 (0.358) | 6.247 (0.375) | 7.393 (1.122) | 6.584 (0.805) |
| $\nu_{(\text{Health Care})}$ | | | 6.156 (0.309) | 5.943 (0.364) | 5.726 (0.705) | 4.809 (0.385) |
| $\nu_{(\text{Info Tech.})}$ | | | | | 5.829 (0.683) | 5.262 (0.402) |
| | | | | | 5.796 (0.676) | 5.500 (0.523) |
| | | | | | 5.035 (0.516) | 4.844 (0.349) |
| | | | | | 6.075 (0.663) | 5.681 (0.497) |
| | | | | | 7.667 (1.022) | 6.701 (0.742) |
| | | | 8.988 (0.593) | 7.749 (0.625) | 8.177 (1.166) | 6.813 (0.701) |
| | | | | | 8.279 (1.390) | 7.568 (1.039) |
| p | 55 | 56 | 59 | 95 | 65 | 110 |
| ℓ | -30696 | -29467 | -29282 | -29053 | -29346 | -29074 |
| ℓ_m | -38837 | -38016 | -37970 | -37991 | -37966 | -37973 |
| ℓ_c | 8141 | 8549 | 8689 | 8938 | 8621 | 8898 |
| BIC | 61860 | 59411 | 59066 | 58915 | 59245 | 59084 |

Note: Maximum likelihood estimates of the degrees of freedom vectors, $\boldsymbol{\nu} = (\nu_1, \dots, \nu_K)'$, for the residuals from the first stage estimation, where Ξ is either symmetric or asymmetric (just-identified). The joint log-likelihood, ℓ , the marginal log-likelihood, ℓ_m , and the residual copula log-likelihood, ℓ_c , are given along with the Bayesian Information Criteria, $\text{BIC} = -2\ell + p \log T$, and the the number of free parameters, p , for each specification.

Table 5: Estimation of Ξ Matrices with Just-Identified Structure

| | Market | Industrials | | | Health Care | | | Information Tech. | | |
|---|--------|-------------|--------|--------|-------------|--------|--------|-------------------|--------|--------|
| | SPX | GE | HOM | MMM | JNJ | LLY | MRK | AAPL | IBM | INTC |
| <i>Panel A: Asymmetric Ξ Matrix from Cluster-t</i> | | | | | | | | | | |
| SPX | 0.404 | -0.152 | -0.085 | -0.111 | -0.048 | -0.047 | -0.039 | -0.133 | -0.139 | -0.082 |
| GE | 0.369 | 0.384 | -0.022 | -0.041 | -0.030 | -0.032 | -0.048 | -0.094 | -0.089 | -0.071 |
| HOM | 0.350 | -0.022 | 0.372 | -0.005 | -0.057 | -0.038 | -0.024 | -0.081 | -0.083 | -0.050 |
| MMM | 0.342 | -0.041 | -0.005 | 0.360 | -0.050 | -0.048 | -0.002 | -0.077 | -0.092 | -0.085 |
| JNJ | 0.280 | -0.034 | 0.016 | 0.035 | 0.460 | 0.039 | 0.037 | -0.026 | -0.042 | -0.026 |
| LLY | 0.294 | -0.033 | 0.002 | 0.023 | 0.039 | 0.451 | 0.048 | -0.015 | -0.060 | -0.034 |
| MRK | 0.282 | -0.005 | 0.000 | -0.023 | 0.037 | 0.048 | 0.434 | -0.032 | -0.035 | -0.039 |
| AAPL | 0.375 | -0.056 | -0.030 | -0.030 | -0.032 | -0.051 | -0.026 | 0.324 | -0.036 | -0.035 |
| IBM | 0.361 | -0.042 | -0.019 | -0.021 | -0.037 | -0.025 | -0.037 | -0.036 | 0.337 | -0.036 |
| INTC | 0.377 | -0.042 | -0.019 | -0.003 | -0.017 | -0.032 | -0.023 | -0.035 | -0.036 | 0.365 |
| <i>Panel B: Asymmetric Ξ Matrix from Hetero-t</i> | | | | | | | | | | |
| SPX | 0.416 | -0.127 | -0.103 | -0.101 | -0.050 | -0.059 | -0.061 | -0.123 | -0.114 | -0.095 |
| GE | 0.376 | 0.380 | 0.043 | -0.014 | -0.029 | -0.033 | -0.048 | -0.072 | -0.065 | -0.067 |
| HOM | 0.350 | -0.076 | 0.377 | 0.000 | -0.042 | -0.036 | -0.031 | -0.073 | -0.054 | -0.068 |
| MMM | 0.338 | -0.053 | -0.008 | 0.369 | -0.037 | -0.032 | -0.006 | -0.068 | -0.066 | -0.093 |
| JNJ | 0.281 | -0.032 | 0.001 | 0.019 | 0.447 | 0.045 | 0.098 | -0.032 | -0.036 | -0.028 |
| LLY | 0.297 | -0.035 | -0.006 | 0.003 | 0.021 | 0.455 | 0.067 | -0.017 | -0.045 | -0.046 |
| MRK | 0.285 | -0.010 | -0.004 | -0.027 | -0.027 | 0.032 | 0.430 | -0.039 | -0.036 | -0.036 |
| AAPL | 0.367 | -0.055 | -0.029 | -0.016 | -0.022 | -0.048 | -0.024 | 0.333 | -0.058 | -0.002 |
| IBM | 0.358 | -0.037 | -0.028 | -0.011 | -0.031 | -0.031 | -0.034 | 0.004 | 0.345 | 0.017 |
| INTC | 0.368 | -0.047 | -0.004 | 0.009 | -0.013 | -0.023 | -0.033 | -0.061 | -0.075 | 0.361 |
| <i>Panel C: Symmetric Ξ Matrix from Cluster-t</i> | | | | | | | | | | |
| SPX | 0.427 | 0.098 | 0.111 | 0.107 | 0.067 | 0.076 | 0.077 | 0.104 | 0.090 | 0.110 |
| GE | 0.098 | 0.523 | 0.106 | 0.089 | 0.051 | 0.055 | 0.060 | 0.064 | 0.068 | 0.072 |
| HOM | 0.111 | 0.106 | 0.483 | 0.110 | 0.052 | 0.059 | 0.061 | 0.070 | 0.070 | 0.082 |
| MMM | 0.107 | 0.089 | 0.110 | 0.477 | 0.063 | 0.064 | 0.061 | 0.073 | 0.065 | 0.071 |
| JNJ | 0.067 | 0.051 | 0.052 | 0.063 | 0.517 | 0.100 | 0.092 | 0.054 | 0.043 | 0.062 |
| LLY | 0.076 | 0.055 | 0.059 | 0.064 | 0.100 | 0.516 | 0.107 | 0.055 | 0.046 | 0.054 |
| MRK | 0.077 | 0.060 | 0.061 | 0.061 | 0.092 | 0.107 | 0.492 | 0.055 | 0.048 | 0.051 |
| AAPL | 0.104 | 0.064 | 0.070 | 0.073 | 0.054 | 0.055 | 0.055 | 0.462 | 0.096 | 0.095 |
| IBM | 0.090 | 0.068 | 0.070 | 0.065 | 0.043 | 0.046 | 0.048 | 0.096 | 0.463 | 0.089 |
| INTC | 0.110 | 0.072 | 0.082 | 0.071 | 0.062 | 0.054 | 0.051 | 0.095 | 0.089 | 0.485 |
| <i>Panel D: Symmetric Ξ Matrix from Hetero-t</i> | | | | | | | | | | |
| SPX | 0.427 | 0.097 | 0.113 | 0.109 | 0.068 | 0.077 | 0.077 | 0.105 | 0.090 | 0.111 |
| GE | 0.097 | 0.515 | 0.105 | 0.087 | 0.052 | 0.056 | 0.061 | 0.065 | 0.068 | 0.072 |
| HOM | 0.113 | 0.105 | 0.489 | 0.108 | 0.053 | 0.061 | 0.063 | 0.072 | 0.071 | 0.084 |
| MMM | 0.109 | 0.087 | 0.108 | 0.478 | 0.064 | 0.067 | 0.063 | 0.074 | 0.067 | 0.072 |
| JNJ | 0.068 | 0.052 | 0.053 | 0.064 | 0.514 | 0.100 | 0.090 | 0.055 | 0.045 | 0.063 |
| LLY | 0.077 | 0.056 | 0.061 | 0.067 | 0.100 | 0.522 | 0.108 | 0.056 | 0.048 | 0.056 |
| MRK | 0.077 | 0.061 | 0.063 | 0.063 | 0.090 | 0.108 | 0.487 | 0.056 | 0.050 | 0.052 |
| AAPL | 0.105 | 0.065 | 0.072 | 0.074 | 0.055 | 0.056 | 0.056 | 0.463 | 0.095 | 0.095 |
| IBM | 0.090 | 0.068 | 0.071 | 0.067 | 0.045 | 0.048 | 0.050 | 0.095 | 0.463 | 0.088 |
| INTC | 0.111 | 0.072 | 0.084 | 0.072 | 0.063 | 0.056 | 0.052 | 0.095 | 0.088 | 0.485 |

Note: Estimated Ξ matrix with just-identified structure from Table 4.

Table 6: Maximum Likelihood Estimates of $\boldsymbol{\nu}$ with Block Ξ Matrix

| | Gaussian | Multi- t | Cluster- t | | Hetro- t | |
|-------------------------------|----------|------------------|------------------|------------------|------------------|------------------|
| | | | Sym | Asym | Sym | Asym |
| $\nu_{(\text{Joint/Market})}$ | ∞ | 9.973 (0.371) | 7.621 (0.834) | 8.629 (1.103) | 7.701 (0.833) | 8.645 (1.120) |
| $\nu_{(\text{Industrials})}$ | | | 6.983 (0.359) | 6.283 (0.290) | 8.134 (0.714) | 7.272 (0.556) |
| $\nu_{(\text{Health Care})}$ | | | 6.107 (0.301) | 5.963 (0.279) | 5.335 (0.346) | 4.390 (0.223) |
| $\nu_{(\text{Info Tech.})}$ | | | 8.985 (0.589) | 7.772 (0.443) | 5.027 (0.317) | 4.609 (0.267) |
| | | | | | 6.012 (0.419) | 6.039 (0.407) |
| | | | | | 5.408 (0.328) | 5.161 (0.294) |
| | | | | | 5.212 (0.367) | 4.871 (0.300) |
| | | | | | 7.100 (0.686) | 6.066 (0.483) |
| | | | | | 7.737 (0.810) | 7.326 (0.646) |
| | | | | | 9.129 (0.927) | 7.607 (0.674) |
| p | 13 | 14 | 17 | 23 | 23 | 29 |
| ℓ | -30825 | -29589 | -29401 | -29191 | -29450 | -29200 |
| ℓ_m | -38860 | -38034 | -37987 | -38009 | -37983 | -37985 |
| ℓ_c | 8035 | 8445 | 8587 | 8818 | 8533 | 8784 |
| BIC | 61761 | 59297 | 58947 | 58578 | 59096 | 58647 |

Note: The MLE estimates of the degrees of freedom vectors, $\boldsymbol{\nu} = (\nu_1, \dots, \nu_K)'$ based on the residuals \hat{V}_t obtained from the first stage estimation under the block Ξ matrix. The joint log-likelihood, ℓ , the marginal log-likelihood, ℓ_m , and the residual copula log-likelihood, ℓ_c , and Bayesian information criteria $\text{BIC} = -2\ell + p \log T$, are listed in the bottom four rows, where p is the number of free parameters under constrains. We don't report the estimates of Ξ for the convolution- t to conserve space.

Table 7: Estimation of Ξ Matrices with Block Structure

| | Market | Industrials | | | Health Care | | | Information Tech. | | |
|---|--------|-------------|--------|--------|-------------|--------|--------|-------------------|--------|--------|
| | SPX | GE | HOM | MMM | JNJ | LLY | MRK | AAPL | IBM | INTC |
| <i>Panel A: Asymmetric Ξ Matrix from Cluster-t</i> | | | | | | | | | | |
| SPX | 0.404 | -0.111 | -0.111 | -0.111 | -0.044 | -0.044 | -0.044 | -0.128 | -0.128 | -0.128 |
| GE | 0.352 | 0.377 | -0.019 | -0.019 | -0.036 | -0.036 | -0.036 | -0.078 | -0.078 | -0.078 |
| HOM | 0.352 | -0.019 | 0.377 | -0.019 | -0.036 | -0.036 | -0.036 | -0.078 | -0.078 | -0.078 |
| MMM | 0.352 | -0.019 | -0.019 | 0.377 | -0.036 | -0.036 | -0.036 | -0.078 | -0.078 | -0.078 |
| JNJ | 0.285 | 0.000 | 0.000 | 0.000 | 0.451 | 0.041 | 0.041 | -0.036 | -0.036 | -0.036 |
| LLY | 0.285 | 0.000 | 0.000 | 0.000 | 0.041 | 0.451 | 0.041 | -0.036 | -0.036 | -0.036 |
| MRK | 0.285 | 0.000 | 0.000 | 0.000 | 0.041 | 0.041 | 0.451 | -0.036 | -0.036 | -0.036 |
| AAPL | 0.374 | -0.034 | -0.034 | -0.034 | -0.032 | -0.032 | -0.032 | 0.338 | -0.041 | -0.041 |
| IBM | 0.374 | -0.034 | -0.034 | -0.034 | -0.032 | -0.032 | -0.032 | -0.041 | 0.338 | -0.041 |
| INTC | 0.374 | -0.034 | -0.034 | -0.034 | -0.032 | -0.032 | -0.032 | -0.041 | -0.041 | 0.338 |
| <i>Panel B: Asymmetric Ξ Matrix from Hetero-t</i> | | | | | | | | | | |
| SPX | 0.416 | -0.106 | -0.106 | -0.106 | -0.058 | -0.058 | -0.058 | -0.116 | -0.116 | -0.116 |
| GE | 0.353 | 0.388 | -0.015 | -0.015 | -0.032 | -0.032 | -0.032 | -0.068 | -0.068 | -0.068 |
| HOM | 0.353 | -0.015 | 0.388 | -0.015 | -0.032 | -0.032 | -0.032 | -0.068 | -0.068 | -0.068 |
| MMM | 0.353 | -0.015 | -0.015 | 0.388 | -0.032 | -0.032 | -0.032 | -0.068 | -0.068 | -0.068 |
| JNJ | 0.289 | -0.009 | -0.009 | -0.009 | 0.449 | 0.039 | 0.039 | -0.037 | -0.037 | -0.037 |
| LLY | 0.289 | -0.009 | -0.009 | -0.009 | 0.039 | 0.449 | 0.039 | -0.037 | -0.037 | -0.037 |
| MRK | 0.289 | -0.009 | -0.009 | -0.009 | 0.039 | 0.039 | 0.449 | -0.037 | -0.037 | -0.037 |
| AAPL | 0.369 | -0.027 | -0.027 | -0.027 | -0.030 | -0.030 | -0.030 | 0.348 | -0.032 | -0.032 |
| IBM | 0.369 | -0.027 | -0.027 | -0.027 | -0.030 | -0.030 | -0.030 | -0.032 | 0.348 | -0.032 |
| INTC | 0.369 | -0.027 | -0.027 | -0.027 | -0.030 | -0.030 | -0.030 | -0.032 | -0.032 | 0.348 |
| <i>Panel C: Symmetric Ξ Matrix from Cluster-t</i> | | | | | | | | | | |
| SPX | 0.428 | 0.106 | 0.106 | 0.106 | 0.073 | 0.073 | 0.073 | 0.101 | 0.101 | 0.101 |
| GE | 0.106 | 0.495 | 0.101 | 0.101 | 0.059 | 0.059 | 0.059 | 0.071 | 0.071 | 0.071 |
| HOM | 0.106 | 0.101 | 0.495 | 0.101 | 0.059 | 0.059 | 0.059 | 0.071 | 0.071 | 0.071 |
| MMM | 0.106 | 0.101 | 0.101 | 0.495 | 0.059 | 0.059 | 0.059 | 0.071 | 0.071 | 0.071 |
| JNJ | 0.073 | 0.059 | 0.059 | 0.059 | 0.509 | 0.100 | 0.100 | 0.052 | 0.052 | 0.052 |
| LLY | 0.073 | 0.059 | 0.059 | 0.059 | 0.100 | 0.509 | 0.100 | 0.052 | 0.052 | 0.052 |
| MRK | 0.073 | 0.059 | 0.059 | 0.059 | 0.100 | 0.100 | 0.509 | 0.052 | 0.052 | 0.052 |
| AAPL | 0.101 | 0.071 | 0.071 | 0.071 | 0.052 | 0.052 | 0.052 | 0.471 | 0.093 | 0.093 |
| IBM | 0.101 | 0.071 | 0.071 | 0.071 | 0.052 | 0.052 | 0.052 | 0.093 | 0.471 | 0.093 |
| INTC | 0.101 | 0.071 | 0.071 | 0.071 | 0.052 | 0.052 | 0.052 | 0.093 | 0.093 | 0.471 |
| <i>Panel D: Symmetric Ξ Matrix from Hetero-t</i> | | | | | | | | | | |
| SPX | 0.427 | 0.107 | 0.107 | 0.107 | 0.074 | 0.074 | 0.074 | 0.102 | 0.102 | 0.102 |
| GE | 0.107 | 0.500 | 0.101 | 0.101 | 0.061 | 0.061 | 0.061 | 0.072 | 0.072 | 0.072 |
| HOM | 0.107 | 0.101 | 0.500 | 0.101 | 0.061 | 0.061 | 0.061 | 0.072 | 0.072 | 0.072 |
| MMM | 0.107 | 0.101 | 0.101 | 0.500 | 0.061 | 0.061 | 0.061 | 0.072 | 0.072 | 0.072 |
| JNJ | 0.074 | 0.061 | 0.061 | 0.061 | 0.509 | 0.100 | 0.100 | 0.054 | 0.054 | 0.054 |
| LLY | 0.074 | 0.061 | 0.061 | 0.061 | 0.100 | 0.509 | 0.100 | 0.054 | 0.054 | 0.054 |
| MRK | 0.074 | 0.061 | 0.061 | 0.061 | 0.100 | 0.100 | 0.509 | 0.054 | 0.054 | 0.054 |
| AAPL | 0.102 | 0.072 | 0.072 | 0.072 | 0.054 | 0.054 | 0.054 | 0.471 | 0.093 | 0.093 |
| IBM | 0.102 | 0.072 | 0.072 | 0.072 | 0.054 | 0.054 | 0.054 | 0.093 | 0.471 | 0.093 |
| INTC | 0.102 | 0.072 | 0.072 | 0.072 | 0.054 | 0.054 | 0.054 | 0.093 | 0.093 | 0.471 |

Note: Estimated Ξ matrix with block structure from Table 6.

we established consistency and asymptotic normality of the maximum likelihood estimator in Theorem 7,

Our analysis of the dynamic properties of ten realized volatility measures highlights the empirical relevance of the new class of distributions. The empirical results obtained with convolution- t distributions provide a far more nuanced understanding of the nonlinear dependencies in these time series. The convolution- t distributions improve the empirical fit, with improvements seen in both marginal distributions and their interdependencies, where the latter is characterized by the copula density. The specifications labelled Cluster- t and Hetero- t both offered substantial improvements in the empirical fit.

We identified interesting cluster structures that align with the sector classifications of stocks. There were identified from non-linear dependencies that are made possible by the convolution- t distributions. We found heterogenous degrees of freedom with stocks in the Health Care sector exhibiting the heaviest tails, $\nu_k \approx 5.96$, whereas stock in the Information Technology sector were about about $\nu_k \approx 7.77$.

Conventional heavy-tailed distributions have also been found to be useful in multivariate GARCH models, see e.g. Creal et al. (2011), and the convolution- t distributions might prove to be useful in this context.

References

- Amemiya, T. (1985). *Advanced Econometrics*. Harvard University Press, Cambridge, MA.
- Andersen, T. G., Bollerslev, T., and Diebold, F. X. (2007). Roughing It Up: Including Jump Components in the Measurement, Modeling, and Forecasting of Return Volatility. *The Review of Economics and Statistics*, 89(4):701–720.
- Archakov, I. and Hansen, P. R. (2023). A canonical representation of block matrices with applications to covariance and correlation matrices. *Forthcoming in Review of Economics and Statistics*.
- Bakshi, G. and Madan, D. (2000). Spanning and derivative-security valuation. *Journal of Financial Economics*, 55:205–238.
- Barndorff-Nielsen, O. E., Hansen, P. R., Lunde, A., and Shephard, N. (2008). Designing realised kernels to measure the ex-post variation of equity prices in the presence of noise. *Econometrica*, 76:1481–536.
- Barndorff-Nielsen, O. E., Hansen, P. R., Lunde, A., and Shephard, N. (2009). Realized kernels in practice: trades and quotes. *Econometrics Journal*, 12:C1–C32.
- Barndorff-Nielsen, O. E., Hansen, P. R., Lunde, A., and Shephard, N. (2011). Multivariate realised kernels: consistent positive semi-definite estimators of the covariation of equity prices with noise and non-synchronous trading. *Journal of Econometrics*, 162:149–169.

- Berg, C. and Vignat, C. (2010). On the density of the sum of two independent Student t -random vectors. *Statistics & Probability Letters*, 80:1043–1055.
- Bian, G. and Dickey, J. M. (1991). Properties of multivariate cauchy and poly-cauchy distributions with bayesian g-prior applications. Technical report, University of Minnesota.
- Bingham, N. H. (1996). A conversation with David Kendall. *Statistical Science*, 11:159–188.
- Bohman, H. (1970). A method to calculate the distribution function when the characteristic function is known. *BIT Numerical Mathematics*, 10:237–242.
- Bollerslev, T., Patton, A. J., and Quaedvlieg, R. (2016). Exploiting the errors: A simple approach for improved volatility forecasting. *Journal of Econometrics*, 192(1):1–18.
- Chapman, D. G. (1950). Some two sample tests. *The Annals of Mathematical Statistics*, pages 601–606.
- Corsi, F. (2009). A Simple Approximate Long-Memory Model of Realized Volatility. *Journal of Financial Econometrics*, 7:174–196.
- Corsi, F., Fusari, N., and Vecchia, D. L. (2013). Realizing smiles: Options pricing with realized volatility. *Journal of Financial Economics*, 107:284–304.
- Creal, D., Koopman, S. J., and Lucas, A. (2011). A dynamic multivariate heavy-tailed model for time-varying volatilities and correlations. *Journal of Business and Economic Statistics*, 29:552–563.
- Creal, D., Koopman, S. J., and Lucas, A. (2012). A dynamic multivariate heavy-tailed model for time-varying volatilities and correlations. *Journal of Business and Economic Statistics*, 29:552–563.
- Creal, D. and Tsay, R. S. (2015). High dimensional dynamic stochastic copula models. *Journal of Econometrics*, 189:335–345.
- Davies, R. B. (1973). Numerical inversion of a characteristic function. *Biometrika*, 60:415–417.
- Dayal, H. H. (1976). Representations of the Behrens-Fisher density. *Sankhyā: The Indian Journal of Statistics, Series B*, pages 95–99.
- Demarta, S. and McNeil, A. J. (2007). The t copula and related copulas. *International Statistical Review*, 73:111–129.
- Eltoft, T., Kim, T., and Lee, T.-W. (2006). Multivariate scale mixture of gaussians modeling. In *International Conference on Independent Component Analysis and Signal Separation*, pages 799–806.

- Embrechts, P., Klüppelberg, C., and Mikosch, T. (1997). *Modelling Extremal Events for Insurance and Finance*. Springer.
- Fan, T.-H. and Berger, J. O. (1990). Exact convolution of t distributions, with applications to Bayesian inference for a normal mean with t prior distributions. *Journal of Statistical Computation and Simulation*, 36:209–228.
- Fang, H.-B., Fang, K.-T., and Kotz, S. (2002). The meta-elliptical distributions with given marginals. *Journal of multivariate analysis*, 82:1–16.
- Finegold, M. and Drton, M. (2011). Robust graphical modeling of gene networks using classical and alternative t -distributions. *The Annals of Applied Statistics*, 5:1057–1080.
- Fisher, R. A. and Healy, M. J. R. (1956). New tables of Behrens’ test of significance. *Journal of the Royal Statistical Society Series B: Statistical Methodology*, 18:212–216.
- Forbes, F. and Wraith, D. (2014). A new family of multivariate heavy-tailed distributions with variable marginal amounts of tailweight: application to robust clustering. *Statistics and computing*, 24:971–984.
- Forchini, G. (2008). The distribution of the sum of a normal and a t random variable with arbitrary degrees of freedom. *Metron-International Journal of Statistics*, 66:205–208.
- Gaunt, R. E. (2021). A simple proof of the characteristic function of Student’s t -distribution. *Communications in Statistics – Theory and Methods*, 50:3380–3383.
- Ghosh, B. K. (1975). On the distribution of the difference of two t -variables. *Journal of the American Statistical Association*, 70:463–467.
- Gil-Pelaez, J. (1951). Note on the inversion theorem. *Biometrika*, 38:481–482.
- Gradshteyn, I. S. and Ryzhik, I. M. (2007). *Table of integrals, series, and products*. Academic press.
- Gurland, J. (1948). Inversion formulae for the distribution of ratios. *The Annals of Mathematical Statistics*, pages 228–237.
- Harvey, A. (2013). *Dynamic Models for Volatility and Heavy Tails: with Applications to Financial and Economic Time Series*. Cambridge University Press.
- Heckman, J. (1979). Sample selection bias as a specification error. *Econometrica*, 47:153–161.
- Heston, S. L. (1993). A closed-form solution for options with stochastic volatility with applications to bond and currency options. *Review of Financial Studies*, 6:327–343.

- Heston, S. L. and Nandi, S. (2000). A closed-form GARCH option valuation model. *Review of Financial Studies*, 13:585–625.
- Hurst, S. (1995). The characteristic function of the Student t distribution. *Financial Mathematics Research Report No. FMRR006-95, Statistics Research Report No. SRR044-95*.
- Ibragimov, M., Ibragimov, R., and Walden, J. (2015). *Heavy-Tailed Distributions and Robustness in Economics and Finance*. Springer.
- Imhof, J.-P. (1961). Computing the distribution of quadratic forms in normal variables. *Biometrika*, 48:419–426.
- Joarder, A. H. (1995). The characteristic function of the univariate T-distribution. *Dhaka University Journal of Science*, 43:117–25.
- Kawata, T. (1972). *Fourier analysis in probability theory*. Academic Press.
- Kendall, D. G. (1938). The effect of radiation damping and doppler broadening on the atomic absorption coefficient. *Zeitschrift für Astrophysik*, 16:308.
- Mitchell, A. E. (1989). The information matrix, skewness tensor and a-connections for the general multivariate elliptic distribution. *Annals of the Institute of Statistical Mathematics*, 41:289–304.
- Nadarajah, S. and Dey, D. K. (2005). Convolutions of the T distribution. *Computers & Mathematics with Applications*, 49:715–721.
- Nason, G. P. (2006). On the sum of t and Gaussian random variables. *Statistics & Probability Letters*, 76:1280–1286.
- Newey, W. K. and McFadden, D. (1994). Large sample estimation and hypothesis testing. In Engle, R. and McFadden, D., editors, *Handbook of Econometrics*, volume IV, chapter 36, pages 2111–2245. Elsevier, Amsterdam, The Netherlands.
- Oh, D. H. and Patton, A. J. (2017a). Modeling dependence in high dimensions with factor copulas. *Journal of Business and Economic Statistics*, 35:139–154.
- Oh, D. H. and Patton, A. J. (2017b). Time-varying systemic risk: Evidence from a dynamic copula model of cds spreads. *Journal of Business and Economic Statistics*, 36:181–195.
- Oh, D. H. and Patton, A. J. (2023). Dynamic factor copula models with estimated cluster assignments. *Journal of Econometrics*, 237. 105374.
- Opschoor, A., Lucas, A., Barra, I., and van Dijk, D. (2021). Closed-form multi-factor copula models with observation-driven dynamic factor loadings. *Journal of Business and Economic Statistics*, 39:1066–1079.

- Patil, V. H. (1965). Approximation to the Behrens-Fisher distributions. *Biometrika*, 52:267–271.
- Patton, A. (2012). A review of copula models for economic time series. *Journal of Multivariate Analysis*, 110:4–18.
- Patton, A. (2014). Copulas in econometrics. *Annual Review of Economics*, 6:179–200.
- Prudnikov, A. P., Brychkov, Y. A., and Marichev, O. I. (1986). *Integrals and series: direct Laplace transforms*, volume 4. CRC Press.
- Rahman, M. and Saleh, A. K. M. E. (1974). Explicit form of the distribution of the Behrens-Fisher d-statistic. *Journal of the Royal Statistical Society: Series B (Methodological)*, 36:54–60.
- Ruben, H. (1960). On the distribution of the weighted difference of two independent Student variables. *Journal of the Royal Statistical Society Series B: Statistical Methodology*, 22:188–194.
- Seber, G. A. and Lee, A. J. (2003). *Linear regression analysis*, volume 330. John Wiley & Sons.
- Shephard, N. (1991a). From characteristic function to distribution function: A simple framework for the theory. *Econometric Theory*, 7:519–529.
- Shephard, N. (1991b). Numerical integration rules for multivariate inversions. *Journal of Statistical Computation and Simulation*, 39:37–46.
- Stone, J. V. (2004). *Independent component analysis: a tutorial introduction*. MIT press, Cambridge, Massachusetts, London, England.
- Walker, G. A. and Saw, J. G. (1978). The distribution of linear combinations of t-variables. *Journal of the American Statistical Association*, 73:876–878.
- Waller, L. A., Turnbull, B. W., and Hardin, J. M. (1995). Obtaining distribution functions by numerical inversion of characteristic functions with applications. *American Statistician*, pages 346–350.
- Zhua, D. and Galbraith, J. W. (2010). A generalized asymmetric student-t distribution with application to financial econometrics. *Journal of Econometrics*, 157:297–305.

A Appendix of Proofs

Below we adopt some notations from [Creal et al. \(2012\)](#), $A_{\otimes} \equiv A \otimes A$ and $A \oplus B = A \otimes B + B \otimes A$, where \otimes is the Kronecker product. The $\text{vec}(A)$ operator stacks the columns of $m \times n$ matrix A consecutively into the $mn \times 1$ column vector.

For a linear combination of a multivariate Student's t -distribution we have the following expression for its characteristic function.

Lemma A.1. *Suppose that $X \sim t_{n,\nu}(\mu, \Sigma)$ and $\beta \in \mathbb{R}^n$. Then the characteristic function $Y_1 = \beta'X$ is given by*

$$\varphi_{Y_1}(s) = e^{is\alpha} \phi_{\nu}(\omega s),$$

where $\alpha = \beta'\mu$ and $\omega = \sqrt{\beta'\Sigma\beta}$.

Proof of Lemma A.1. A multivariate t -distribution, $X \sim t_{n,\nu}(\mu, \Sigma)$, has the representation, $X = \mu + \frac{1}{\sqrt{W/\nu}}Z$, where $Z \sim N(0, \Sigma)$ and $W \sim \text{Gamma}(\frac{\nu}{2}, 2)$ are independent. From the properties of normal distribution, we have $\beta'Z \sim N(0, \omega^2)$ where $\omega^2 = \beta'\Sigma\beta$, such that

$$Y_1 = \alpha + \omega \frac{\tilde{Z}}{\sqrt{W/\nu}} = \alpha + \omega U,$$

where $\alpha = \beta'\mu$ and $\tilde{Z} \sim N(0, 1)$ is independent of W , such that $U = \frac{\tilde{Z}}{\sqrt{W/\nu}} \sim t_{\nu}(0, 1)$. The result for the characteristic function now follows from

$$\varphi_{Y_1}(s) = \mathbb{E}[\exp(is(\alpha + \omega U))] = \exp(is\alpha) \mathbb{E}[\exp(\omega s U)] = \exp(is\alpha) \phi_{\nu}(\omega s).$$

This completes the proof. □

Proof of Theorem 1. By the same arguments as in the proof of Lemma A.1, we have that $\beta'_k X_k = \alpha_k + \omega_k U_k$, where $\alpha_k = \beta'_k \mu_k$, $\omega_k = \sqrt{\beta'_k \Sigma_k \beta_k}$, and U_1, \dots, U_k are independent with $t_k \sim t_{\nu_k}(0, 1)$. The characteristic function of $Y_1 = \sum_{k=1}^K \beta'_k X_k$ is therefore given by

$$\varphi_{Y_1}(t) = e^{it\alpha_{\bullet}} \prod_{k=1}^K \phi_{\nu_k}(\omega_k t),$$

where $\alpha_{\bullet} = \sum_{k=1}^K \alpha_k$. The expression for the density, $f_{Y_1}(y)$, and cdf, $F_{Y_1}(y)$, follows by the Gil-Pelaez inversion theorem. □

Proof of Theorem 2. Let X_k follows independent scaled multivariate t -distributions with $X_k \sim t_{n_k, \nu_k}(0, I_k)$ with $\nu_k > 4$ for $k = 1, 2, \dots, K$, then from Theorem 1, the excess kurtosis of the random variable $Y_1 = \mu + \sum_{k=1}^K \beta'_k X_k$ can be expressed by

$$Y_1 = \mu + \omega'U,$$

where ω is a $K \times 1$ vector with $\omega_k = \sqrt{\frac{\nu_k}{\nu_k-2}\beta'_k\beta_k}$. The U is a $K \times 1$ random vector with $U_k \sim t_{\nu_k}(0, \sqrt{\frac{\nu_k-2}{\nu_k}})$ having an independent univariate scaled Student's t -distribution with unit variance $\text{var}(U_k) = 1$. So the expectation of Y_1 is μ and variance is $\omega'\omega$.

Since $\nu_k > 4$ for $k = 1, \dots, K$ the excess kurtosis of Y_1 is given by

$$\kappa_{Y_1} = \mathbb{E} \left[\left(\frac{Y_1 - \alpha_{\bullet}}{\sqrt{\omega'\omega}} \right)^4 \right] - 3 = \frac{\mathbb{E}[(\omega'U)^4]}{(\omega'\omega)^2} - 3 = \frac{\text{var}(U'AU)}{(\omega'\omega)^2} - 3,$$

where we defined $A \equiv \omega\omega'$ in the last equality.

The excess kurtosis of U_k is $\kappa_{X_k} = \frac{6}{\nu_k-4}$, and from [Seber and Lee \(2003, p.11\)](#) we have that the variance of a quadratic forms of a vector, U , with independent elements, is

$$\begin{aligned} \text{var}(U'AU) &= \sum_{k=1}^K A_{kk}^2 \mathbb{E}(U_k^4) + \left[[\text{tr}(A)]^2 - \sum_{k=1}^K 3A_{kk}^2 + 2\text{tr}(A^2) \right] \\ &= \sum_{k=1}^K A_{kk}^2 \kappa_{X_k} + [\text{tr}(A)]^2 + 2\text{tr}(A^2) \\ &= \sum_{k=1}^K \omega_k^4 \kappa_{X_k} + 3(\omega'\omega)^2, \end{aligned}$$

where we used that $A_{kk} = \omega_k^2$, $\text{tr}(A) = \omega'\omega$, and $\text{tr}(A^2) = (\omega'\omega)^2$. Hence, the excess kurtosis of Y_1 is given by

$$\kappa_{Y_1} = \frac{\text{var}(U'AU)}{(\omega'\omega)^2} - 3 = \sum_{k=1}^K \frac{\omega_k^4}{(\omega'\omega)^2} \kappa_{X_k}.$$

This completes the proof. □

Proof of Proposition 1. First note that for $s \geq 0$ we have $\varphi_Y(s) = \varphi_Z(s)\varphi_X(s) = e^{-s^2/2}e^{-s}$, such that $f_Y(y) = \frac{1}{\pi} \int_0^\infty \cos(sy)e^{-s^2/2-s}ds$ follows by Euler's formula

$$\text{Re}[e^{-isy}] = \text{Re}[\cos(-sy) + i \sin(-sy)] = \cos(-sy) = \cos(sy).$$

Next, we factorize the integral into two terms,

$$\begin{aligned} \frac{1}{\pi} \int_0^\infty \cos(sy)e^{-\frac{s^2}{2}-s}ds &= \frac{1}{2\pi} \int_0^\infty (e^{isy} + e^{-isy}) e^{-\frac{s^2}{2}-s}ds \\ &= \underbrace{\frac{1}{2\pi} \int_0^\infty e^{isy} e^{-\frac{s^2}{2}-s}ds}_{I_1} + \underbrace{\frac{1}{2\pi} \int_0^\infty e^{-isy} e^{-\frac{s^2}{2}-s}ds}_{I_2}. \end{aligned}$$

Using $isy - \frac{s^2}{2} - s = \frac{1}{2}(1 - iy)^2 - \frac{1}{2}(s + 1 - iy)^2$ we rewrite the first term as

$$\begin{aligned} I_1 &= \frac{e^{\frac{1}{2}(1-iy)^2}}{2\pi} \int_0^\infty e^{-\frac{1}{2}(s+1-iy)^2} ds = \frac{e^{\frac{1}{2}(1-iy)^2}}{2\pi} \int_{\frac{1-iy}{\sqrt{2}}}^\infty e^{-u^2} \sqrt{2} du \\ &= \frac{e^{\frac{1}{2}(1-iy)^2}}{2\sqrt{2\pi}} \frac{2}{\sqrt{\pi}} \int_{\frac{1-iy}{\sqrt{2}}}^\infty e^{-u^2} du = \frac{e^{\frac{1}{2}(1-iy)^2}}{2\sqrt{2\pi}} \left[1 - \operatorname{erf} \left(\frac{1-iy}{\sqrt{2}} \right) \right], \end{aligned}$$

where we applied the substitution $u = (s + 1 - iy)/\sqrt{2}$.

For the second term, we use the related identity, $-isy - \frac{s^2}{2} - s = \frac{1}{2}(1+iy)^2 - \frac{1}{2}(s+1+iy)^2$, and the substitution, $u = (s + 1 + iy)/\sqrt{2}$, to rewrite it as,

$$I_2 = \frac{e^{\frac{1}{2}(1+iy)^2}}{2\pi} \int_0^\infty e^{-\frac{1}{2}(s+1+iy)^2} ds = \frac{e^{\frac{1}{2}(1+iy)^2}}{2\sqrt{2\pi}} \left[1 - \operatorname{erf} \left(\frac{1+iy}{\sqrt{2}} \right) \right].$$

Combining the results we arrive at

$$\begin{aligned} f_Y(y) &= \frac{1}{2\sqrt{2\pi}} \left[e^{\frac{(1-iy)^2}{2}} \operatorname{erfc} \left(\frac{1-iy}{\sqrt{2}} \right) + e^{\frac{(1+iy)^2}{2}} \operatorname{erfc} \left(\frac{1+iy}{\sqrt{2}} \right) \right] \\ &= \frac{1}{\sqrt{2\pi}} \operatorname{Re} \left[e^{\frac{(1+iy)^2}{2}} \operatorname{erfc} \left(\frac{1+iy}{\sqrt{2}} \right) \right]. \end{aligned}$$

This completes the proof. □

Proof of Theorem 3. We focus on the case where $\nu_k < \infty$ for all k and take the group assignments n_1, n_2, \dots, n_K as given. Note that we can express $Y = \mu + \Xi X$ as

$$Y = \mu + \sum_{k=1}^K \Xi_k X_k, \quad \text{where } \Xi = [\Xi_1, \dots, \Xi_K], \quad \Xi_k \in \mathbb{R}^{n \times n_k}.$$

As $X_k \sim t_{n_k, \nu_k}(0, I_k)$, $k = 1, \dots, K$, are independent, the characteristic function of Y is

$$\varphi_Y(r) = \exp(ir'\mu) \prod_{k=1}^K \frac{K \frac{\nu_k}{2} (\sqrt{\nu_k r' \Omega_k r}) (\nu_k r' \Omega_k r)^{\frac{\nu_k}{4}}}{\Gamma\left(\frac{\nu_k}{2}\right) 2^{\frac{\nu_k}{2}-1}}, \quad \text{where } r \in \mathbb{R}^n,$$

where $\Omega_k = \Xi_k \Xi_k'$ for $k = 1, \dots, K$. It is evident that only μ and the pairs, $\{\nu_k, \Omega_k\}$, $k = 1, \dots, K$, matter for the distribution. Moreover, because the multivariate- t distribution is not a stable distribution, except for $\nu = 1$ (Cauchy) and $\nu = \infty$ (Gaussian), we can identify $\{n_k, \nu_k, \Omega_k\}$, $k = 1, \dots, K$, along with μ . □

Lemma A.2. *If P is orthonormal, $P'P = I$, and both B and BP are symmetric and positive definite, then $B = BP$.*

Proof. By the symmetry we have $P'B = BP$ and

$$B = PBP = P'BP'.$$

So it follows that

$$(B)^2 = P'BP'PBP = P'BBP = (BP)^2,$$

From the eigendecomposition of the two symmetric matrices, $B = Q\Lambda Q'$ and $BP = N\Upsilon N'$, we now have

$$Q\Lambda Q'Q\Lambda Q' = Q\Lambda^2 Q' = N\Upsilon^2 N',$$

such that $\Lambda^2 = Q'N\Upsilon^2 N'Q$, from which we can conclude that Λ and Υ are the same diagonal matrices, aside from a reordering of the elements. Hence $Q'N$ is a permutation matrix.

$$B = Q\Lambda Q' = Q[Q'N\Upsilon N'Q]Q' = Q[Q'BPQ]Q' = BP.$$

$$B = BP \Leftrightarrow B(I - P) = 0,$$

which implies $P = I$ because B is pd. □

Proof of Theorem 4. Since Ω_k is psd with rank n_k , we can express it as $\Omega_k = \tilde{\Xi}_k \tilde{\Xi}_k'$ for some matrix $\tilde{\Xi}_k \in \mathbb{R}^{n \times n_k}$ with full column rank, n_k . Next, let $P_{kk} \in \mathbb{R}^{n_k \times n_k}$ be orthonormal, $k = 1, \dots, K$, and define

$$\Xi = \tilde{\Xi}P, \quad \text{where} \quad P = \begin{pmatrix} P_{11} & 0 & \cdots & 0 \\ 0 & P_{22} & \ddots & \vdots \\ \vdots & \ddots & \ddots & 0 \\ 0 & \cdots & 0 & P_{KK} \end{pmatrix} \in \mathbb{R}^{n \times n}. \quad (\text{A.1})$$

It follow that $\Xi_k \Xi_k' = \tilde{\Xi}_k P_{kk} P_{kk}' \tilde{\Xi}_k' = \Omega_k$. If $\tilde{\Xi}_{kk}$ is invertible, we can set

$$P_{kk} = \tilde{\Xi}_{kk}' (\tilde{\Xi}_{kk} \tilde{\Xi}_{kk}')^{-\frac{1}{2}},$$

and it is easy to verify that $P_{kk}' P_{kk} = I_{n_k}$. Moreover, it follows that $\Xi_{kk} = \tilde{\Xi}_{kk} P_{kk} = (\tilde{\Xi}_{kk} \tilde{\Xi}_{kk}')^{\frac{1}{2}}$ is a symmetric positive definite matrix. More generally, if $\tilde{\Xi}_{kk}$ is not invertible, but has (reduced) rank r , then we the singular value decomposition gives us,

$$\tilde{\Xi}_{kk} = V\Lambda_k U', \quad \text{for some } V, U \in \mathbb{R}^{n_k \times r}, \quad \text{with } V'V = U'U = I_r,$$

where Λ_k is an $r \times r$ diagonal matrix with the positive eigenvalues of $\tilde{\Xi}_{kk}$ along the diagonal. For this case, we define the auxiliary full-rank matrix,

$$\check{\Xi}_{kk} = \tilde{\Xi}_{kk} + V_{\perp} U'_{\perp},$$

where $V_{\perp} \in \mathbb{R}^{n_k \times (n_k - r)}$ is orthogonal to V , $V'_{\perp} V = 0$ and normalized, $V'_{\perp} V_{\perp} = I_{n_k - r}$, and U_{\perp} is defined similarly. We now set

$$\begin{aligned}
P_{kk} &= \check{\Xi}'_{kk} (\check{\Xi}_{kk} \check{\Xi}'_{kk})^{-\frac{1}{2}}, \\
&= (V \Lambda_k U' + V_{\perp} U'_{\perp})' [(V \Lambda_k U' + V_{\perp} U'_{\perp})(V \Lambda_k U' + V_{\perp} U'_{\perp})]^{-1/2} \\
&= (V \Lambda_k U' + V_{\perp} U'_{\perp})' [(V \Lambda_k U' U \Lambda_k V' + V_{\perp} V'_{\perp})]^{-1/2} \\
&= (U \Lambda_k V' + U_{\perp} V'_{\perp})(V \Lambda_k^{-1} V' + V_{\perp} V'_{\perp}) \\
&= UV' + U_{\perp} V'_{\perp},
\end{aligned}$$

and find that

$$\Xi_{kk} = \check{\Xi}_{kk} P_{kk} = V \Lambda_k U' (UV' + U_{\perp} V'_{\perp}) = V \Lambda_k V' = V \Lambda_k^{1/2} U' U \Lambda_k^{1/2} V' = (\check{\Xi}_{kk} \check{\Xi}'_{kk})^{\frac{1}{2}},$$

is symmetric and positive semidefinite with the same rank as $\check{\Xi}_{kk}$. This proves the existence of a Ξ matrix with symmetric positive semidefinite diagonal blocks, $\Xi_{11}, \dots, \Xi_{KK}$. If Ξ_{kk} is also invertible (implying it is symmetric and positive definite) then it follows that Ξ_{kk} is unique by Lemma A.2. To see this, consider ΞP where P has the structure in (A.1), its k -th diagonal block is given by $\Xi_{kk} P_{kk}$ and for it to be symmetric and pd, it follows Lemma A.2 that $P_{kk} = I_{n_k}$. Thus, if $\Xi_{11}, \dots, \Xi_{KK}$ are all invertible, then P must be I_n , which implies that Ξ is unique. \square

Proof of Theorem 5 (Score vectors). We have $X_k = e'_k X = e'_k A(Y - \mu)$, where $X_k \sim t_{\nu_k}(0, I_{n_k})$, $k = 1, \dots, K$ are independent, and the log-likelihood function is therefore given by

$$\ell(Y) = -\frac{1}{2} \log |\check{\Xi} \check{\Xi}'| + \sum_{k=1}^K c_k - \frac{\nu_k + n_k}{2} \log \left(1 + \frac{1}{\nu_k} X'_k X_k \right),$$

where $c_k = \log \Gamma \left(\frac{\nu_k + n_k}{2} \right) - \log \Gamma \left(\frac{\nu_k}{2} \right) - \frac{n_k}{2} \log (\nu_k \pi)$. We find that

$$\begin{aligned}
\frac{\partial (X'_k X_k)}{\partial \text{vec}(\check{\Xi})'} &= \frac{\partial (X'_k X_k)}{\partial X'_k} \frac{\partial \text{vec}(e'_k A(Y - \mu))}{\partial \text{vec}(A)'} \frac{\partial \text{vec}(A)}{\partial \text{vec}(\check{\Xi})'} \\
&= -2X'_k \left((Y - \mu)' \otimes e'_k \right) (A' \otimes A) \\
&= -2X'_k (X' \otimes e'_k A) \\
&= -2 \text{vec} (A' e_k X_k X')',
\end{aligned}$$

and using the formulae

$$\frac{\partial \text{vec}(\check{\Xi} \check{\Xi}')}{\partial \text{vec}(\check{\Xi})'} = (I_{n^2} + K_n) (\Xi' \otimes I_n), \quad \text{and} \quad \frac{\partial \log |M|}{\partial \text{vec}(M)'} = \text{vec} (M^{-1})',$$

for any symmetric matrix M with positive determinant, we obtain

$$-\frac{1}{2} \frac{\partial \log |\tilde{\Xi} \tilde{\Xi}'|}{\partial \text{vec}(\tilde{\Xi})'} = -\frac{1}{2} \text{vec} (AA')' (I_{n^2} + K_n) (\tilde{\Xi}' \otimes I_n) = -\text{vec} (A')'.$$

Define $W_k = (v_k + n_k) / (v_k + X_k' X_k)$, then we have the form of the score given by

$$\nabla_{\tilde{\Xi}}' = \frac{\partial \ell}{\partial \text{vec}(\tilde{\Xi})'} = \sum_{k=1}^K W_k \text{vec} (A' e_k X_k X_k')' - \text{vec} (A')'.$$

The expressions for $\nabla_{\nu_k} = \frac{\partial \ell}{\partial \nu_k}$ and $\nabla_{\mu'} = \frac{\partial \ell}{\partial \mu'}$ follows directly. □

Proof of Theorem 5 (Hessian matrix). First we note that

$$\frac{\partial X_k}{\partial \mu'} = -e_k' A, \quad \frac{\partial X_k}{\partial \text{vec}(\tilde{\Xi})'} = -X' \otimes e_k' A, \quad \frac{\partial X_k}{\partial \nu_k} = 0,$$

and

$$\frac{\partial W_k}{\partial X_k'} = \frac{\partial W_k}{\partial (X_k' X_k)} \frac{\partial (X_k' X_k)}{\partial X_k'} = -\frac{\nu_k + n_k}{(\nu_k + X_k' X_k)^2} 2X_k' = -\frac{2}{\nu_k + n_k} W_k^2 X_k',$$

such that

$$\begin{aligned} \frac{\partial W_k}{\partial \mu'} &= \frac{2}{\nu_k + n_k} W_k^2 X_k' e_k' A, \\ \frac{\partial W_k}{\partial \text{vec}(\tilde{\Xi})'} &= \frac{2}{\nu_k + n_k} W_k^2 \text{vec} (A' e_k X_k X_k')', \\ \frac{\partial W_k}{\partial \nu_k} &= \frac{X_k' X_k - n_k}{(\nu_k + X_k' X_k)^2} = \frac{1}{\nu_k + n_k} (W_k - W_k^2). \end{aligned}$$

We proceed to derive the expressions for the three terms, $\nabla_{\mu\mu'}$, $\nabla_{\mu\Xi}'$, and $\nabla_{\mu\nu_k}$, derived from $\nabla_{\mu} = \sum_{k=1}^K W_k A' e_k X_k$. The first is given by

$$\begin{aligned} \nabla_{\mu\mu'} &= \sum_{k=1}^K A' e_k X_k \frac{\partial W_k}{\partial \mu'} + W_k A' e_k \frac{\partial X_k}{\partial \mu'} \\ &= \sum_{k=1}^K \frac{2W_k^2}{\nu_k + n_k} A' e_k X_k X_k' e_k' A - W_k A' J_k A. \end{aligned}$$

For the next term we make use of an alternative expression for ∇_{μ} given by:

$$\nabla_{\mu} = \sum_{k=1}^K W_k A' e_k X_k = \sum_{k=1}^K W_k (X_k' e_k' \otimes I_n) \text{vec} (A'),$$

and find that

$$\begin{aligned}
\nabla_{\mu\tilde{\Xi}'} &= \sum_{k=1}^K W_k (X'_k e'_k \otimes I_n) \frac{\partial \text{vec}(A')}{\partial \text{vec}(\tilde{\Xi})'} + A' e_k X_k \frac{\partial W_k}{\partial \text{vec}(\tilde{\Xi})'} + W_k A' e_k \frac{\partial X_k}{\partial \text{vec}(\tilde{\Xi})'} \\
&= \sum_{k=1}^K W_k (X'_k e'_k \otimes I_n) K_n (A' \otimes A) + \frac{2W_k^2}{\nu_k + n_k} A' e_k X_k \text{vec}(A' e_k X_k X')' - W_k A' e_k (X' \otimes e'_k A) \\
&= \sum_{k=1}^K W_k (A X'_k e'_k \otimes A') K_n + \frac{2W_k^2}{\nu_k + n_k} A' e_k X_k \text{vec}(A' e_k X_k X')' - W_k A' (X' \otimes J_k A).
\end{aligned}$$

For the third term we have

$$\nabla_{\mu\nu_k} = \sum_{k=1}^K A' e_k X_k \frac{\partial W_k}{\partial \nu_k} = \sum_{k=1}^K \frac{1}{\nu_k + n_k} A' e_k X_k (W_k - W_k^2).$$

Next we obtain the expressions for $\nabla_{\tilde{\Xi}\nu_k}$ and $\nabla_{\tilde{\Xi}\tilde{\Xi}'}$, starting from $\nabla_{\tilde{\Xi}} = \sum_{k=1}^K W_k \text{vec}(A' e_k X_k X') - \text{vec}(A')$. The first expression is simply

$$\nabla_{\tilde{\Xi}\nu_k} = \frac{1}{\nu_k + n_k} (W_k - W_k^2) \text{vec}(A' e_k X_k X'),$$

and the second takes the form,

$$\nabla_{\tilde{\Xi}\tilde{\Xi}'} = \sum_{k=1}^K \text{vec}(A' e_k X_k X') \frac{\partial W_k}{\partial \text{vec}(\tilde{\Xi})'} + W_k \frac{\partial \text{vec}(A' e_k X_k X')}{\partial \text{vec}(\tilde{\Xi})'} - \frac{\partial \text{vec}(A')}{\partial \text{vec}(\tilde{\Xi})'}$$

where

$$\frac{\partial \text{vec}(A')}{\partial \text{vec}(\tilde{\Xi})'} = K_n (A' \otimes A) = (A \otimes A') K_n = (I_n \otimes A') K_n (I_n \otimes A),$$

$$\text{vec}(A' e_k X_k X') \frac{\partial W_k}{\partial \text{vec}(\tilde{\Xi})'} = \frac{2W_k^2}{\nu_k + n_k} \text{vec}(A' e_k X_k X') \text{vec}(A' e_k X_k X')',$$

and

$$\frac{\partial \text{vec}(A' e_k X_k X')}{\partial \text{vec}(\tilde{\Xi})'} = (X X'_k \otimes I_n) \frac{\partial \text{vec}(A' e_k)}{\partial \text{vec}(\tilde{\Xi})'} + (I_n \otimes A' e_k) \frac{\partial \text{vec}(X_k X')}{\partial \text{vec}(\tilde{\Xi})'}. \quad (\text{A.2})$$

Next,

$$\frac{\partial \text{vec}(A' e_k)}{\partial \text{vec}(\tilde{\Xi})'} = (e'_k \otimes I_n) \frac{\partial \text{vec}(A')}{\partial \text{vec}(\tilde{\Xi})'} = (e'_k \otimes I_n) (A \otimes A') K_n = (e'_k A \otimes A') K_n,$$

shows that the first term in (A.2) can be expressed as

$$(X X'_k \otimes I_n) \frac{\partial \text{vec}(A' e_k)}{\partial \text{vec}(\tilde{\Xi})'} = (X X'_k \otimes I_n) (e'_k A \otimes A') K_n = (X X'_k e'_k A \otimes A') K_n,$$

and for the second term in (A.2) we have

$$\frac{\partial \text{vec}(X_k X')}{\partial \text{vec}(\tilde{\Xi})'} = (X \otimes I_{n_k}) \frac{\partial \text{vec}(X_k)}{\partial \text{vec}(\tilde{\Xi})'} + (I_n \otimes X_k) \frac{\partial \text{vec}(X')}{\partial \text{vec}(\tilde{\Xi})'},$$

where

$$\frac{\partial \text{vec}(X_k)}{\partial \text{vec}(\tilde{\Xi})'} = -X' \otimes e'_k A,$$

and

$$\begin{aligned} \frac{\partial \text{vec}(X')}{\partial \text{vec}(\tilde{\Xi})'} &= \frac{\partial \text{vec}\left(\sum_{k=1}^K e_k X_k\right)}{\partial \text{vec}(\tilde{\Xi})'} = \sum_{k=1}^K \frac{\partial \text{vec}(e_k X_k)}{\partial \text{vec}(\tilde{\Xi})'} \\ &= \sum_{k=1}^K \frac{\partial(e_k X_k)}{\partial \text{vec}(\tilde{\Xi})'} = \sum_{k=1}^K e_k \frac{\partial \text{vec}(X_k)}{\partial \text{vec}(\tilde{\Xi})'} \\ &= -\sum_{k=1}^K e_k (X' \otimes e'_k A) = -\sum_{k=1}^K (X' \otimes J_k A) \\ &= -(X' \otimes A). \end{aligned}$$

So we have

$$\begin{aligned} \frac{\partial \text{vec}(X_k X')}{\partial \text{vec}(\tilde{\Xi})'} &= -(X \otimes I_{n_k}) (X' \otimes e'_k A) - (I_n \otimes X_k) (X' \otimes A) \\ &= -(X X' \otimes e'_k A) - (I_n \otimes X_k) (A \otimes X') K_n \\ &= -(X X' \otimes e'_k A) - (A \otimes X_k X') K_n \end{aligned}$$

where we use that $(Y \otimes x') K_{sm} = x' \otimes Y$ when x is a vector.

Combined, we have

$$\begin{aligned} \frac{\partial \text{vec}(A' e_k X_k X')}{\partial \text{vec}(\tilde{\Xi})'} &= (X X'_k e'_k A \otimes A') K_n - (I_n \otimes A' e_k) ((X X' \otimes e'_k A) + (A \otimes X_k X') K_n) \\ &= (X X'_k e'_k A \otimes A') K_n - (X X' \otimes A' J_k A) - (A \otimes A' e_k X_k X') K_n, \end{aligned}$$

such that

$$\begin{aligned} \nabla_{\tilde{\Xi}\tilde{\Xi}'} &= -(A \otimes A') K_n + \sum_{k=1}^K \frac{2W_k^2}{\nu_k + n_k} \text{vec}(A' e_k X_k X') \text{vec}(A' e_k X_k X')' \\ &\quad + \sum_{k=1}^K W_k [(X X'_k e'_k A \otimes A') K_n - (X X' \otimes A' J_k A) - (A \otimes A' e_k X_k X') K_n]. \end{aligned}$$

Finally, we derive $\nabla_{\nu\nu'}$ starting from

$$\nabla_{\nu_k} = \frac{1}{2} \left[\psi\left(\frac{\nu_k + n_k}{2}\right) - \psi\left(\frac{\nu_k}{2}\right) + 1 - W_k - \log\left(1 + \frac{X'_k X_k}{\nu_k}\right) \right].$$

For $k \neq l$ we have $\nabla_{\nu_k \nu_l} = 0$, and for $k = l$ we have

$$\begin{aligned}\nabla_{\nu_k \nu_k} &= \frac{1}{2} \left[\frac{1}{2} \psi' \left(\frac{\nu_k + n_k}{2} \right) - \frac{1}{2} \psi' \left(\frac{\nu_k}{2} \right) + \frac{1}{\nu_k + n_k} (W_k^2 - W_k) + \frac{1}{\nu_k} \left[1 - \frac{\nu_k}{\nu_k + X_k' X_k} \right] \right] \\ &= \frac{1}{4} \psi' \left(\frac{\nu_k + n_k}{2} \right) - \frac{1}{4} \psi' \left(\frac{\nu_k}{2} \right) + \frac{1}{2\nu_k} + \frac{1}{2} \frac{1}{\nu_k + n_k} W_k^2 - \frac{1}{(\nu_k + n_k)} W_k.\end{aligned}$$

□

Next, we derive some expectations for quantities that involve a multivariate t -distribution.

Lemma A.3. *Suppose that $X \sim t_\nu(0, I_n)$ and let $W = \frac{\nu+n}{\nu+X'X}$ and*

$$\zeta_{p,q} = \left(\frac{\nu+n}{\nu} \right)^{\frac{p}{2}} \left(\frac{\nu}{2} \right)^{\frac{q}{2}} \frac{\Gamma(\frac{\nu+n}{2}) \Gamma(\frac{\nu+p-q}{2})}{\Gamma(\frac{\nu}{2}) \Gamma(\frac{\nu+p+n}{2})} \in \mathbb{R}.$$

(i) *For any integrable function g and any $p > -\nu$, it holds that*

$$\mathbb{E} \left[W^{\frac{p}{2}} g(X) \right] = \zeta_{p,0} \mathbb{E} [g(Y)], \quad Y \sim t_{\nu+p} \left(0, \frac{\nu}{\nu+p} I_n \right).$$

(ii) *Moreover, if g is homogeneous of degree $q < \nu + p$, then*

$$\mathbb{E} \left[W^{\frac{p}{2}} g(X) \right] = \zeta_{p,q} \mathbb{E} [g(Z)], \quad Z \sim N(0, I_n).$$

(iii) *The following expectations hold*

$$\begin{aligned}\mathbb{E} \left[W \log \left(1 + \frac{X'X}{\nu} \right) \right] &= \psi \left(\frac{\nu+n}{2} + 1 \right) - \psi \left(\frac{\nu}{2} + 1 \right), \\ \mathbb{E} \left[W \log \left(1 + \frac{Q}{\nu} \right) \text{vec} (X X') \right] &= [\psi \left(\frac{\nu+n}{2} + 1 \right) - \psi \left(\frac{\nu}{2} \right)] \text{vec} (I_n), \\ \mathbb{E} \left[\log \left(1 + \frac{X'X}{\nu} \right) \right] &= \psi \left(\frac{\nu+n}{2} \right) - \psi \left(\frac{\nu}{2} \right), \\ \mathbb{E} \left[\log^2 \left(1 + \frac{X'X}{\nu} \right) \right] &= \psi' \left(\frac{\nu}{2} \right) - \psi' \left(\frac{\nu+n}{2} \right) + [\psi \left(\frac{\nu+n}{2} \right) - \psi \left(\frac{\nu}{2} \right)]^2,\end{aligned}$$

where $\psi(\cdot)$ and $\psi'(\cdot)$ are the digamma and trigamma functions, respectively.

Note that p in part (iii) may be negative, since $-\nu < 0$. If $p/2$ is a positive integer, then

$$\zeta_{p,q} = \left(\frac{\nu+n}{\nu} \right)^{\frac{p}{2}} \left(\frac{\nu}{2} \right)^{\frac{q}{2}} \prod_{k=0}^{\frac{p}{2}-1} \frac{\nu + q + 2k}{\nu + n + 2k}.$$

where we used $\Gamma(x+1) = x\Gamma(x)$, repeatedly, and the following simplifications follow:

$$\begin{aligned}\zeta_{0,2} &= \frac{\nu}{\nu-2}, & \zeta_{0,4} &= \frac{\nu^2}{(\nu-2)(\nu-4)}, \\ \zeta_{2,0} &= 1, & \zeta_{2,2} &= 1, \\ \zeta_{2,1} &= \left(\frac{\nu+1}{\nu} \right) \left(\frac{\nu}{2} \right)^{\frac{1}{2}}, & \zeta_{4,2} &= \frac{\nu+n}{\nu+n+2}, \\ \zeta_{4,0} &= \frac{(\nu+2)(\nu+n)}{\nu(\nu+n+2)}, & \zeta_{4,4} &= \frac{\nu+n}{\nu+n+2}.\end{aligned}$$

Proof of Lemma A.3. Let $\kappa_{\nu,n} = \Gamma(\frac{\nu+n}{2})/\Gamma(\frac{\nu}{2})$, and the density for $X \sim t_{\nu}(0, I_n)$ is

$$f_x(x) = \kappa_{\nu,n}[\nu\pi]^{-\frac{n}{2}} \left(1 + \frac{x'x}{\nu}\right)^{-\frac{\nu+n}{2}},$$

whereas the density for $Y \sim t_{\nu+p}(0, \frac{v}{v+p}I_n)$ is

$$\begin{aligned} f_y(y) &= \kappa_{\nu+p,n}[(\nu+p)\pi]^{-\frac{n}{2}} \left(\frac{\nu}{\nu+p}\right)^{-\frac{n}{2}} \left(1 + \frac{1}{\nu+p}x' \left[\frac{\nu}{\nu+p}I_n\right]^{-1} x\right)^{-\frac{\nu+p+n}{2}} \\ &= \kappa_{\nu+p,n}[\nu\pi]^{-\frac{n}{2}} \left(1 + \frac{x'x}{\nu}\right)^{-\frac{\nu+p+n}{2}}. \end{aligned}$$

The expected value we seek is given by

$$\begin{aligned} \mathbb{E} \left[W^{\frac{p}{2}} g(X) \right] &= \int \left(\frac{\nu+n}{\nu+x'x}\right)^{\frac{p}{2}} g(x) \kappa_{\nu,n}[\nu\pi]^{-\frac{n}{2}} \left(1 + \frac{x'x}{\nu}\right)^{-\frac{\nu+n}{2}} dx \\ &= \left(\frac{\nu+n}{\nu}\right)^{\frac{p}{2}} \int g(x) \kappa_{\nu,n}[\nu\pi]^{-\frac{n}{2}} \left(1 + \frac{x'x}{\nu}\right)^{-\frac{\nu+p+n}{2}} dx \\ &= \left(\frac{\nu+n}{\nu}\right)^{\frac{p}{2}} \frac{\kappa_{\nu,n}}{\kappa_{\nu+p,n}} \int g(x) f_y(x) dx, \\ &= \zeta_{p,0} \mathbb{E} [g(Y)], \quad Y \sim t_{\nu+p}(0, \frac{v}{v+p}I_n), \end{aligned}$$

and the results for part (i) follows, since

$$\zeta_{p,0} = \left(\frac{\nu+n}{\nu}\right)^{\frac{p}{2}} \frac{\Gamma(\frac{\nu+n}{2})/\Gamma(\frac{\nu}{2})}{\Gamma(\frac{\nu+p+n}{2})/\Gamma(\frac{\nu+p}{2})} = \left(\frac{\nu+n}{\nu}\right)^{\frac{p}{2}} \frac{\kappa_{\nu,n}}{\kappa_{\nu+p,n}}.$$

This completes the proof of (i).

To prove (ii) we use that $Y \sim t_{\nu+p}(0, \frac{v}{v+p}I_n)$ can be expressed as $Y = Z/\sqrt{\xi/\nu}$ where $Z \sim N(0, I_n)$ and ξ is an independent χ^2 -distributed random variable with $\nu+p$ degrees of freedom. Hence, $Y = \psi Z$, with $\psi = 1/\sqrt{\xi/\nu}$, such that

$$\psi^q = \left(\frac{\nu}{\xi}\right)^{\frac{q}{2}}.$$

Now using part (i) and that g is homogeneous, we find

$$\begin{aligned} \mathbb{E} \left[W^{\frac{p}{2}} g(X) \right] &= \zeta_{p,0} \mathbb{E} [g(Y)] = \zeta_{p,0} \mathbb{E} [\psi^q g(Z)] \\ &= \zeta_{p,0} \nu^{\frac{q}{2}} \mathbb{E} [\xi^{-\frac{q}{2}}] \mathbb{E} [g(Z)], \\ &= \zeta_{p,0} \nu^{\frac{q}{2}} \frac{\Gamma(\frac{\nu+p-q}{2})}{\Gamma(\frac{\nu+p}{2})} \left(\frac{1}{2}\right)^{\frac{q}{2}} \mathbb{E} [g(Z)] \\ &= \left(\frac{\nu+n}{\nu}\right)^{\frac{p}{2}} \frac{\Gamma(\frac{\nu+n}{2})/\Gamma(\frac{\nu}{2})}{\Gamma(\frac{\nu+p+n}{2})/\Gamma(\frac{\nu+p}{2})} \nu^{\frac{q}{2}} \frac{\Gamma(\frac{\nu+p-q}{2})}{\Gamma(\frac{\nu+p}{2})} \left(\frac{1}{2}\right)^{\frac{q}{2}} \mathbb{E} [g(Z)] \\ &= \zeta_{p,q} \mathbb{E} [g(Z)], \end{aligned}$$

where we used that $\xi \sim \chi_{\nu+p}^2$ and Z are independent, and that

$$\mathbb{E} \left(\xi^{-\frac{q}{2}} \right) = \frac{\Gamma(\frac{\nu+p-q}{2})}{\Gamma(\frac{\nu+p}{2})} \left(\frac{1}{2} \right)^{\frac{q}{2}}, \quad \text{for } q < \nu + p.$$

This completes the proof of (ii).

For the first expression in (iii), we find that for $X \sim t_\nu(0, I_n)$, we have $X'X/n \sim F_{n,\nu}$, and $S = (1 + X'X/\nu)^{-1} \sim \text{Beta}(\frac{\nu}{2}, \frac{n}{2})$. So we have

$$\mathbb{E} \left(W \log \left(1 + \frac{X'X}{\nu} \right) \right) = \frac{\nu+n}{\nu} \mathbb{E} (S \log(S)) = \frac{\nu+n}{\nu} \frac{1}{\text{B}(\frac{\nu}{2}, \frac{n}{2})} \int_0^1 \log(x) x^{\frac{\nu}{2}} (1-x)^{\frac{n}{2}-1} dx.$$

By using the following integral from [Gradshteyn and Ryzhik \(2007, p. 540\)](#),

$$\int_0^1 x^{\mu-1} (1-x^r)^{s-1} \log x \, dx = \frac{1}{r^2} \text{B} \left(\frac{\mu}{r}, s \right) \left[\psi \left(\frac{\mu}{r} \right) - \psi \left(\frac{\mu}{r} + s \right) \right], \quad (\text{A.3})$$

where $\psi(\cdot)$ is the digamma function, and let $r = 1, s = \frac{n}{2}, \mu = \frac{\nu}{2} + 1$, we have

$$\mathbb{E} \left(W \log \left(1 + \frac{X'X}{\nu} \right) \right) = \frac{\nu+n}{\nu} \frac{\text{B}(\frac{\nu}{2}+1, \frac{n}{2})}{\text{B}(\frac{\nu}{2}, \frac{n}{2})} \left[\psi \left(\frac{\nu}{2} + 1 \right) - \psi \left(\frac{\nu+n}{2} + 1 \right) \right] = \psi \left(\frac{\nu}{2} + 1 \right) - \psi \left(\frac{\nu+n}{2} + 1 \right).$$

For the first expression in (iii), it is well known that for an elliptic distribution $X \sim EL(0, I_n)$, the two random variables, $Q \equiv X'X$ and $U \equiv Q^{-\frac{1}{2}}X$, are independent, and U has a uniform distribution on a unit sphere, see e.g. [Mitchell \(1989, section 2\)](#). This result applies to the multivariate t -distribution, $X \sim t_\nu(0, I_n)$, such that

$$\begin{aligned} \mathbb{E} \left[W \log \left(1 + \frac{Q}{\nu} \right) \text{vec} (XX') \right] &= \mathbb{E} \left[QW \log \left(1 + \frac{Q}{\nu} \right) \text{vec} (XX'/Q) \right] \\ &= \mathbb{E} \left[QW \log \left(1 + \frac{Q}{\nu} \right) \text{vec} (UU') \right] \\ &= \mathbb{E} \left[QW \log \left(1 + \frac{Q}{\nu} \right) \right] \mathbb{E} [\text{vec} (UU')] \\ &= \frac{\nu+n}{n} \mathbb{E} \left[\frac{Q/v}{1+Q/v} \log \left(1 + \frac{Q}{\nu} \right) \right] \text{vec} (I_n), \end{aligned}$$

where the last equality uses that $\mathbb{E} [\text{vec} (UU')] = \frac{1}{n} \text{vec} (I_n)$. Then we have

$$\begin{aligned} \mathbb{E} \left[\frac{Q/v}{1+Q/v} \log \left(1 + \frac{Q}{\nu} \right) \right] &= -\mathbb{E} [(1-S) \log(S)] \\ &= \frac{-1}{\text{B}(\frac{\nu}{2}, \frac{n}{2})} \int_0^1 \log(x) x^{\frac{\nu}{2}-1} (1-x)^{\frac{n}{2}} dx \\ &= \frac{\text{B}(\frac{\nu}{2}, \frac{n}{2} + 1)}{\text{B}(\frac{\nu}{2}, \frac{n}{2})} \left[\psi \left(\frac{\nu+n}{2} + 1 \right) - \psi \left(\frac{\nu}{2} \right) \right] \\ &= \frac{n}{\nu+n} \left[\psi \left(\frac{\nu+n}{2} + 1 \right) - \psi \left(\frac{\nu}{2} \right) \right], \end{aligned}$$

where we let $r = 1, s = \frac{n}{2} + 1, \mu = \frac{\nu}{2}$ in the integral (A.3). This leads to the second

expression in (iii)

$$\mathbb{E} \left[W \log \left(1 + \frac{X'X}{\nu} \right) \text{vec} (XX') \right] = [\psi \left(\frac{\nu+n}{2} + 1 \right) - \psi \left(\frac{\nu}{2} \right)] \text{vec} (I_n).$$

If we set $r = 1, s = \frac{n}{2}, \mu = \frac{\nu}{2}$ in (A.3) then we obtain the third expression in (iii)

$$\mathbb{E} \left[\log \left(1 + \frac{Q}{\nu} \right) \right] = -\mathbb{E} [\log (S)] = \frac{-1}{\text{B} \left(\frac{\nu}{2}, \frac{n}{2} \right)} \int_0^1 \log (x) x^{\frac{\nu}{2}-1} (1-x)^{\frac{n}{2}-1} dx = \psi \left(\frac{\nu+n}{2} \right) - \psi \left(\frac{\nu}{2} \right).$$

Finally, for the fourth expression in (iii), we use

$$\int_0^1 (\log)^2 x^{p-1} (1-x)^{q-1} dx = \frac{\text{B} \left(\frac{p}{r}, q \right)}{r^3} \left\{ \psi' \left(\frac{p}{r} \right) - \psi' \left(\frac{p}{r} + q \right) + [\psi \left(\frac{p}{r} \right) - \psi \left(\frac{p}{r} + q \right)]^2 \right\},$$

see [Gradshteyn and Ryzhik \(2007, p. 543\)](#), and set $p = \frac{\nu}{2}, r = 1, q = \frac{n}{2}$, whereby we obtain

$$\begin{aligned} \mathbb{E} \left[\log^2 \left(1 + \frac{Q}{\nu} \right) \right] &= \mathbb{E} \left[\log^2 (S) \right] \\ &= \frac{1}{\text{B} \left(\frac{\nu}{2}, \frac{n}{2} \right)} \int_0^1 \log^2 (x) x^{\frac{\nu}{2}-1} (1-x)^{\frac{n}{2}-1} dx \\ &= \frac{1}{\text{B} \left(\frac{\nu}{2}, \frac{n}{2} \right)} \text{B} \left(\frac{\nu}{2}, \frac{n}{2} \right) \left\{ \psi' \left(\frac{\nu}{2} \right) - \psi' \left(\frac{\nu+n}{2} \right) + [\psi \left(\frac{\nu}{2} \right) - \psi \left(\frac{\nu+n}{2} \right)]^2 \right\} \\ &= \psi' \left(\frac{\nu}{2} \right) - \psi' \left(\frac{\nu+n}{2} \right) + [\psi \left(\frac{\nu+n}{2} \right) - \psi \left(\frac{\nu}{2} \right)]^2. \end{aligned}$$

This completes the proof. □

Proof of Theorem 6 (Expected Scores). We have $\mathbb{E} (\nabla_{\mu}) = \sum_{k=1}^K A' e_k \mathbb{E} (W_k X_k) = 0$,

$$\begin{aligned} \mathbb{E} (\nabla_{\nu_k}) &= \frac{1}{2} \mathbb{E} \left[\psi \left(\frac{\nu_k+n_k}{2} \right) - \psi \left(\frac{\nu_k}{2} \right) + 1 - W_k - \log \left(1 + \frac{X'_k X_k}{\nu_k} \right) \right] \\ &= \frac{1}{2} \left[\psi \left(\frac{\nu_k+n_k}{2} \right) - \psi \left(\frac{\nu_k}{2} \right) + 1 - 1 - \left[\psi \left(\frac{\nu_k+n_k}{2} \right) - \psi \left(\frac{\nu_k}{2} \right) \right] \right] = 0. \end{aligned}$$

Next, observe that $\mathbb{E} (W_k X_k X'_k) = I_{n_k}$ and for $k \neq l$ we have $\mathbb{E} (W_k X_k X'_l) = 0$, which we used $\nu_l > 1$. We therefore have $\mathbb{E} (W_k X_k X') = e'_k$ and it follows that

$$\begin{aligned} \mathbb{E} (\nabla_{\hat{\Xi}}) &= \sum_{k=1}^K \text{vec} (A' e_k \mathbb{E} (W_k X_k X')) - \text{vec} (A') \\ &= \sum_{k=1}^K \text{vec} (A' e_k e'_k) - \text{vec} (A') = 0, \end{aligned}$$

since $\sum_{k=1}^K e_k e'_k = I_n$. □

Proof of Theorem 6 (Information matrix). We have

$$\begin{aligned}
\mathbb{E} \left(\nabla_{\mu} \nabla'_{\mu} \right) &= \sum_{k=1}^K \sum_{l=1}^K A' e_l \mathbb{E} (W_l W_k X_l X'_k) e'_k A \\
&= \sum_{k=1}^K A' e_k \mathbb{E} (W_k^2 X_k X'_k) e'_k A + \sum_{k=1}^K \sum_{l \neq k}^K A' e_l \mathbb{E} (W_l X_l) \mathbb{E} (W_k X'_k) e'_k A \\
&= \sum_{k=1}^K A' e_k \mathbb{E} (W_k^2 X_k X'_k) e'_k A \\
&= \sum_{k=1}^K \phi_k A' e_k e'_k A = \sum_{k=1}^K \phi_k A' J_k A,
\end{aligned}$$

where we used Lemma A.3 $\mathbb{E} (W_k^2 X_k X'_k) = \zeta_{4,2} I_{n_k}$, where $\zeta_{4,2} = \frac{\nu_k + n_k}{\nu_k + n_k + 2} = \phi_k$. Next we have,

$$\mathbb{E} \left(\nabla_{\mu} \nabla'_{\Xi} \right) = \mathbb{E} \left(\nabla_{\mu} \nabla'_{\nu} \right) = 0,$$

because ∇'_{Ξ} and ∇'_{ν} are both even functions of X , whereas ∇_{μ} is an odd function.

The term: $\mathbb{E} \left(\nabla_{\Xi} \nabla'_{\Xi} \right)$

It is convenient to define $M = (I \otimes A')$ and $\nabla_{\Xi}^s = \sum_{k=1}^K W_k \text{vec} (e_k X_k X') - \text{vec} (I_n)$ (whose distribution does not depend on A), such that

$$\nabla_{\Xi} = \sum_{k=1}^K W_k \text{vec} (A' e_k X_k X') - \text{vec} (A') = M \nabla_{\Xi}^s.$$

It follows that $\mathcal{I}_{\Xi} = M \mathbb{E} \left(\nabla_{\Xi}^s \nabla_{\Xi}^{s'} \right) M'$, where

$$\mathbb{E} \left(\nabla_{\Xi}^s \nabla_{\Xi}^{s'} \right) = \mathbb{E} \left[\sum_{k=1}^K \sum_{l=1}^K W_k W_l \text{vec} (e_k X_k X') \text{vec} (e_l X_l X')' - \text{vec} (I_n) \text{vec} (I_n)' \right].$$

Next we derive the expected value of

$$\varphi(k, l) \equiv W_k W_l \text{vec} (e_k X_k X') \text{vec} (e_l X_l X')'.$$

For $k = l$ we have

$$\begin{aligned}
\mathbb{E} [\varphi(k, k)] &= \mathbb{E} \left[W_k^2 \sum_{p=1}^K \text{vec} (e_k X_k X'_p e'_p) \sum_{q=1}^K \text{vec} (e_k X_k X'_q e'_q)' \right] \\
&= \mathbb{E} \left[W_k^2 \sum_{p \neq k} \text{vec} (e_k X_k X'_p e'_p) \text{vec} (e_k X_k X'_p e'_p)' + W_k^2 \text{vec} (e_k X_k X'_k e'_k) \text{vec} (e_k X_k X'_k e'_k)' \right].
\end{aligned}$$

From Lemma A.3 we have the expression for $\phi_k = \zeta_{42} = \zeta_{44}$ and $\zeta_{0,2} = \frac{\nu}{\nu-2}$, we have

$$\begin{aligned}
& \sum_{p \neq k} \mathbb{E} \left[W_k^2 \text{vec} \left(e_k X_k X_p' e_p' \right) \text{vec} \left(e_k X_k X_p' e_p' \right)' \right] \\
&= \sum_{p \neq k} (e_p \otimes e_k) \mathbb{E} \left[W_k^2 \text{vec} \left(X_k X_p' \right) \text{vec} \left(X_k X_p' \right)' \right] (e_p' \otimes e_k') \\
&= \phi_k \sum_{p \neq k} \frac{\nu_p}{\nu_p-2} (e_p \otimes e_k) (e_p' \otimes e_k') \\
&= \phi_k \sum_{p \neq k} \frac{\nu_p}{\nu_p-2} (J_p \otimes J_k),
\end{aligned}$$

where we applied Lemma A.3 (ii) to the conditional expectation, $\mathbb{E}[W_k^2 g(X_k) | X_p] = \zeta_{4,2} \mathbb{E}[g(Z) | X_p]$ with $g(X_k) = \text{vec} \left(X_k X_p' \right) \text{vec} \left(X_k X_p' \right)'$, using that X_k and X_p are independent, followed by taking unconditional expectation

$$\mathbb{E}[g(Z)] = \mathbb{E}[\text{vec} \left(Z X_p' \right) \text{vec} \left(Z X_p' \right)'] = \frac{\nu_p}{\nu_p-2} I_{n_k n_p}.$$

Similarly, using Lemma A.3 and $\zeta_{4,4} = \phi_k$ we have

$$\begin{aligned}
& \mathbb{E} \left[W_k^2 \text{vec} \left(e_k X_k X_k' e_k' \right) \text{vec} \left(e_k X_k X_k' e_k' \right)' \right] \\
&= (e_k \otimes e_k) \mathbb{E} \left[\omega_k^2 \text{vec} \left(X_k X_k' \right) \text{vec} \left(X_k X_k' \right)' \right] (e_k' \otimes e_k') \\
&= \phi_k (e_k \otimes e_k) \left[I_{n_k^2} + K_{n_k} + \text{vec}(I_{n_k}) \text{vec}(I_{n_k})' \right] (e_k' \otimes e_k') \\
&= \phi_k \left[J_{k \otimes} (K_n + I_{n^2}) + \text{vec}(J_k) \text{vec}(J_k)' \right].
\end{aligned}$$

Combining the results, we have

$$\begin{aligned}
\mathbb{E}[\varphi(k, k)] &= \phi_k \sum_{p \neq k} \frac{\nu_p}{\nu_p-2} J_p \otimes J_k + \phi_k \left[J_{k \otimes} (K_n + I_{n^2}) + \text{vec}(J_k) \text{vec}(J_k)' \right] \\
&= \phi_k J_k^\bullet \otimes J_k - \phi_k J_{k \otimes} + \phi_k \left[J_{k \otimes} (K_n + I_{n^2}) + \text{vec}(J_k) \text{vec}(J_k)' \right] \\
&= \phi_k J_k^\bullet \otimes J_k + \phi_k \left[J_{k \otimes} K_n + \text{vec}(J_k) \text{vec}(J_k)' \right], \tag{A.4}
\end{aligned}$$

where $J_k^\bullet = \sum_{p \neq k} \frac{\nu_p}{\nu_p-2} J_p + J_k$.

Next, for $k \neq l$, we have

$$\begin{aligned}
\mathbb{E}[\varphi(k, l)] &= \mathbb{E} \left[W_k W_l \sum_{p=1}^K \text{vec} \left(e_k X_k X_p' e_p' \right) \sum_{q=1}^K \text{vec} \left(e_l X_l X_q' e_q' \right)' \right] \\
&= \mathbb{E} \left[W_k W_l \text{vec} \left(e_k X_k X_k' e_k' \right) \text{vec} \left(e_l X_l X_l' e_l' \right)' + W_k W_l \text{vec} \left(e_k X_k X_l' e_l' \right) \text{vec} \left(e_l X_l X_k' e_k' \right)' \right].
\end{aligned}$$

From Lemma A.3 with $p = q = 2$ we find that

$$\begin{aligned} & \mathbb{E} \left[W_k W_l \text{vec} (e_k X_k X_k' e_k') \text{vec} (e_l X_l X_l' e_l') \right] \\ &= \text{vec} (e_k \mathbb{E} [W_k X_k X_k'] e_k') \text{vec} (e_l \mathbb{E} [W_l X_l X_l'] e_l') \\ &= \text{vec} (J_k) \text{vec} (J_l)', \end{aligned}$$

and we also have

$$\begin{aligned} & \mathbb{E} \left[W_k W_l \text{vec} (e_k X_k X_k' e_l') \text{vec} (e_l X_l X_l' e_k') \right] \\ &= \mathbb{E} \left[W_k W_l \text{vec} (e_k X_k X_k' e_l') \text{vec} (e_k X_k X_k' e_l')' K_n \right] \\ &= (e_l \otimes e_k) \mathbb{E} \left[\text{vec} (Z_k Z_k') \text{vec} (Z_k Z_k')' \right] (e_l' \otimes e_k') K_n \\ &= (e_l \otimes e_k) (e_l' \otimes e_k') K_n \\ &= (J_l \otimes J_k) K_n, \end{aligned}$$

where $Z_k \sim N(0, I_{n_k})$. Finally, we have

$$\mathbb{E} [\varphi(k, l)] = \text{vec} (J_k) \text{vec} (J_l)' + (J_l \otimes J_k) K_n.$$

We are finally ready to derive the expression for $\mathbb{E} \left(\nabla_{\underline{\Xi}}^s \nabla_{\underline{\Xi}}^{s'} \right)$, which takes the form

$$\begin{aligned} \mathbb{E} \left(\nabla_{\underline{\Xi}}^s \nabla_{\underline{\Xi}}^{s'} \right) &= \mathbb{E} \left[\sum_{k=1}^K \sum_{l=1}^K W_k W_l \text{vec} (e_k X_k X_k') \text{vec} (e_l X_l X_l')' \right] - \text{vec} (I_n) \text{vec} (I_n)' \\ &= \sum_{k=1}^K \sum_{l=1}^K \left[\text{vec} (J_k) \text{vec} (J_l)' + (J_l \otimes J_k) K_n \right] - \text{vec} (I_n) \text{vec} (I_n)' \\ &\quad + \sum_{k=1}^K \left[\mathbb{E} [\varphi(k, k)] - \text{vec} (J_k) \text{vec} (J_k)' - J_{k \otimes} K_n \right] \\ &= K_n + \tilde{\Upsilon}_K, \end{aligned}$$

where $\tilde{\Upsilon}_K = \sum_k \tilde{\Psi}_k$ with

$$\begin{aligned} \tilde{\Psi}_k &= \phi_k J_k^\bullet \otimes J_k + \phi_k [J_{k \otimes} K_n + \text{vec}(J_k) \text{vec}(J_k)'] - \text{vec} (J_k) \text{vec} (J_k)' - J_{k \otimes} K_n \\ &= \phi_k J_k^\bullet \otimes J_k + (\phi_k - 1) (J_{k \otimes} K_n + \text{vec}(J_k) \text{vec}(J_k)'). \end{aligned}$$

So, the final formula for the information matrix is given by

$$\begin{aligned} \mathcal{I}_{\underline{\Xi}} &= M \mathbb{E} \left(\nabla_{\underline{\Xi}}^s \nabla_{\underline{\Xi}}^{s'} \right) M' = M \left(K_n + \tilde{\Upsilon}_K \right) M' \\ &= (A \otimes A') K_n + \Upsilon_K, \end{aligned}$$

where $\Upsilon_K = \sum_{k=1}^K \Psi_k$ with

$$\Psi_k = M \tilde{\Psi}_k M' = \phi_k J_k^\bullet \otimes A' J_k A + (\phi_k - 1) [(J_k A \otimes A' J_k) K_n + \text{vec}(A' J_k) \text{vec}(A' J_k)'].$$

Cross-Covariance: $\mathbb{E}(\nabla_{\nu_k} \nabla_{\nu_l})$

Because X_k and X_l are independent for $k \neq l$, we have $\mathbb{E}(\nabla_{\nu_k} \nabla_{\nu_l}) = 0$ for $k \neq l$. For $k = l$, we first note that

$$\begin{aligned} \mathbb{E}[W_k^2] &= \frac{(\nu_k + n_k)(\nu_k + 2)}{\nu_k(\nu_k + n_k + 2)}, \\ \mathbb{E}\left[W_k \log\left(1 + \frac{X_k' X_k}{\nu_k}\right)\right] &= \psi\left(\frac{\nu_k + n_k}{2} + 1\right) - \psi\left(\frac{\nu_k}{2} + 1\right), \\ \mathbb{E}\left[\log^2\left(1 + \frac{X_k' X_k}{\nu_k}\right)\right] &= \psi'\left(\frac{\nu_k}{2}\right) - \psi'\left(\frac{\nu_k + n_k}{2}\right) + \left[\psi\left(\frac{\nu_k + n_k}{2}\right) - \psi\left(\frac{\nu_k}{2}\right)\right]^2, \end{aligned}$$

using Lemma A.3 (ii) and (iii) and, after some algebra, it follows that

$$\begin{aligned} \mathbb{E}(\nabla_{\nu_k}^2) &= \frac{1}{4} \mathbb{E}\left[W_k^2 + \log^2\left(1 + \frac{X_k' X_k}{\nu_k}\right) + 2W_k \log\left(1 + \frac{X_k' X_k}{\nu_k}\right)\right] - \frac{1}{4} \left[\psi\left(\frac{\nu_k + n_k}{2}\right) - \psi\left(\frac{\nu_k}{2}\right) + 1\right]^2 \\ &= \frac{1}{4} \left[\psi'\left(\frac{\nu_k}{2}\right) - \psi'\left(\frac{\nu_k + n_k}{2}\right)\right] - \frac{n_k(\nu_k + n_k + 4)}{2\nu_k(\nu_k + n_k + 2)(\nu_k + n_k)}. \end{aligned}$$

Cross-Covariance: $\mathbb{E}(\nabla_{\nu} \nabla_{\Xi}')$

We first compute

$$\begin{aligned} \mathbb{E}[\nabla_{\nu_k} \nabla_{\Xi}^s] &= \frac{1}{2} \left[\psi\left(\frac{\nu_k + n_k}{2}\right) - \psi\left(\frac{\nu_k}{2}\right) + 1 - W_k - \log\left(1 + \frac{X_k' X_k}{\nu_k}\right)\right] \left[\sum_{l=1}^K W_l \text{vec}(e_l X_l X_l') - \text{vec}(I_n)\right] \\ &= -\frac{1}{2} \mathbb{E}\left[\left[W_k + \log\left(1 + \frac{X_k' X_k}{\nu_k}\right)\right] \sum_{l=1}^K W_l \text{vec}(e_l X_l X_l')\right] + \frac{1}{2} \left(\psi\left(\frac{\nu_k + n_k}{2}\right) - \psi\left(\frac{\nu_k}{2}\right) + 1\right) \text{vec}(I_n), \end{aligned} \tag{A.5}$$

For $k = l$, we have

$$\begin{aligned} \mathbb{E}[W_k^2 \text{vec}(e_k X_k X_k')] &= \mathbb{E}\left[W_k^2 \sum_{p=1}^K \text{vec}(e_k X_k X_p' e_p')\right] \\ &= \mathbb{E}\left[W_k^2 \text{vec}(e_k X_k X_k' e_k')\right] \\ &= e_{k \otimes k} \mathbb{E}\left[W_k^2 \text{vec}(X_k X_k')\right] \\ &= e_{k \otimes k} \phi_k \text{vec}(I_n) = \phi_k \text{vec}(J_k), \end{aligned}$$

and for $k \neq l$ we have

$$\begin{aligned}
\mathbb{E} [W_k W_l \text{vec} (e_l X_l X')] &= \mathbb{E} \left[W_k W_l \sum_{p=1}^K \text{vec} (e_l X_l X'_p e'_p) \right] \\
&= \mathbb{E} [W_k W_l \text{vec} (e_l X_l X'_k e'_k)] + \mathbb{E} [W_k W_l \text{vec} (e_l X_l X'_l e'_l)] \\
&= \mathbb{E} [\text{vec} (e_l (W_l X_l) (W_k X'_k) e'_k)] + \mathbb{E} [W_l \text{vec} (e_l X_l X'_l e'_l)] \\
&= \mathbb{E} [W_l \text{vec} (e_l X_l X'_l e'_l)] \\
&= \text{vec}(J_l),
\end{aligned}$$

where we used $\zeta_{2,2} = 1$. Thus, we have

$$\begin{aligned}
\mathbb{E} \left[W_k \sum_{l=1}^K W_l \text{vec} (e_l X_l X') \right] &= \mathbb{E} [W_k^2 \text{vec} (e_k X_k X')] + \mathbb{E} \left[W_k \sum_{l \neq k}^K W_l \text{vec} (e_l X_l X') \right] \\
&= \phi_k \text{vec} (J_k) + \sum_{l \neq k}^K \text{vec} (J_l) \\
&= (\phi_k - 1) \text{vec} (J_k) + \text{vec} (I_n).
\end{aligned}$$

For the remaining term in (A.5), we have, for $k = l$,

$$\begin{aligned}
\mathbb{E} \left[\log \left(1 + \frac{X'_k X_k}{\nu_k} \right) W_k \text{vec} (e_k X_k X') \right] &= \mathbb{E} \left[\log \left(1 + \frac{X'_k X_k}{\nu_k} \right) W_k \text{vec} (e_k X_k X'_k e'_k) \right] \\
&= e_{k \otimes} \mathbb{E} \left[\log \left(1 + \frac{X'_k X_k}{\nu_k} \right) W_k \text{vec} (X_k X'_k) \right] \\
&= \left[\psi \left(\frac{v_k + n_k}{2} + 1 \right) - \psi \left(\frac{v_k}{2} \right) \right] \text{vec} (J_k),
\end{aligned}$$

where we used Lemma A.3 (iii). For $k \neq l$, we have

$$\begin{aligned}
&\mathbb{E} \left[\log \left(1 + \frac{X'_k X_k}{\nu_k} \right) W_l \text{vec} (e_l X_l X') \right] \\
&= \mathbb{E} \left[\log \left(1 + \frac{X'_k X_k}{\nu_k} \right) W_l \sum_{p=1}^K \text{vec} (e_l X_l X'_p e'_p) \right] \\
&= \mathbb{E} \left[\log \left(1 + \frac{X'_k X_k}{\nu_k} \right) W_l \text{vec} (e_l X_l X'_l e'_l) \right] + \mathbb{E} \left[\log \left(1 + \frac{X'_k X_k}{\nu_k} \right) W_l \text{vec} (e_l X_l X'_k e'_k) \right] \\
&= \mathbb{E} \left[\log \left(1 + \frac{X'_k X_k}{\nu_k} \right) \right] \times \mathbb{E} [W_l \text{vec} (e_l X_l X'_l e'_l)] \\
&= \left[\psi \left(\frac{v_k + n_k}{2} \right) - \psi \left(\frac{v_k}{2} \right) \right] \text{vec} (J_l),
\end{aligned}$$

and combined we have

$$\begin{aligned}
& \mathbb{E} \left[\log \left(1 + \frac{X'_k X_k}{\nu_k} \right) \sum_{l=1}^K W_l \text{vec} (e_l X_l X') \right] \\
&= \left[\psi \left(\frac{v_k + n_k}{2} + 1 \right) - \psi \left(\frac{v_k}{2} \right) \right] \text{vec} (J_k) + \left[\psi \left(\frac{v_k + n_k}{2} \right) - \psi \left(\frac{v_k}{2} \right) \right] \sum_{l \neq k} \text{vec} (J_l) \\
&= \left[\psi \left(\frac{v_k + n_k}{2} + 1 \right) - \psi \left(\frac{v_k}{2} \right) \right] \text{vec} (J_k) + \left[\psi \left(\frac{v_k + n_k}{2} \right) - \psi \left(\frac{v_k}{2} \right) \right] [\text{vec} (I_n) - \text{vec} (J_k)] \\
&= \left[\psi \left(\frac{v_k + n_k}{2} \right) - \psi \left(\frac{v_k}{2} \right) \right] \text{vec} (I_n) + \text{vec} (J_k) \left[\psi \left(\frac{v_k + n_k}{2} + 1 \right) - \psi \left(\frac{v_k}{2} \right) - \psi \left(\frac{v_k + n_k}{2} \right) + \psi \left(\frac{v_k}{2} \right) \right] \\
&= \left[\psi \left(\frac{v_k + n_k}{2} \right) - \psi \left(\frac{v_k}{2} \right) \right] \text{vec} (I_n) + \frac{2}{v_k + n_k} \text{vec} (J_k).
\end{aligned}$$

where we used $\psi(z + 1) = \psi(z) + \frac{1}{z}$ in the last identity. Thus, we have

$$\begin{aligned}
& \mathbb{E} \left[\left[W_k + \log \left(1 + \frac{X'_k X_k}{\nu_k} \right) \right] \sum_{l=1}^K W_l \text{vec} (e_l X_l X') \right] \\
&= (\phi_k - 1) \text{vec} (J_k) + \text{vec} (I_n) + \left[\psi \left(\frac{v_k + n_k}{2} \right) - \psi \left(\frac{v_k}{2} \right) \right] \text{vec} (I_n) + \frac{2}{v_k + n_k} \text{vec} (J_k) \\
&= \left(\phi_k - 1 + \frac{2}{v_k + n_k} \right) \text{vec} (J_k) + \left[\psi \left(\frac{v_k + n_k}{2} \right) - \psi \left(\frac{v_k}{2} \right) + 1 \right] \text{vec} (I_n),
\end{aligned}$$

where the last term (scaled by $-\frac{1}{2}$) is cancelled by the last term in (A.5), and we have

$$\begin{aligned}
\mathbb{E} \left[\nabla_{\nu_k} \nabla_{\hat{\Xi}}^s \right] &= -\frac{1}{2} \left(\phi_k - 1 + \frac{2}{v_k + n_k} \right) \text{vec} (J_k) \\
&= -\frac{1}{2} \left(\frac{4}{(v_k + n_k)(v_k + n_k + 2)} \right) \text{vec} (J_k) \\
&= -\frac{2}{(v_k + n_k)(v_k + n_k + 2)} \text{vec} (J_k).
\end{aligned}$$

It follows that

$$\mathbb{E} \left[\nabla_{\nu_k} \nabla_{\hat{\Xi}} \right] = -\frac{2}{(v_k + n_k)(v_k + n_k + 2)} M \text{vec} (J_k) = -\frac{2}{(v_k + n_k)(v_k + n_k + 2)} \text{vec} (A' J_k).$$

□

Proof of Theorem 6 (Expected Hessian matrix).

The terms: $\mathbb{E}(\nabla_{\mu \mu'})$, $\mathbb{E}(\nabla_{\mu \hat{\Xi}'})$, $\mathbb{E}(\nabla_{\mu \nu_k})$

$$\begin{aligned}
\mathbb{E}[\nabla_{\mu \mu'}] &= \sum_{k=1}^K \frac{2}{\nu_k + n_k} A' e_k \mathbb{E}[W_k^2 X_k X'_k] e'_k A - \mathbb{E}[W_k] A' J_k A \\
&= \sum_{k=1}^K \left(\frac{2}{\nu_k + n_k} \phi_k - 1 \right) A' e_k e'_k A - A' J_k A \\
&= -\sum_{k=1}^K \phi_k A' J_k A.
\end{aligned}$$

The expectations of $\nabla_{\mu\hat{\Xi}}$ and $\nabla_{\mu\nu_k}$ are both zeros, because they are odd functions of X .

The term: $\mathbb{E}(\nabla_{\Xi\Xi'})$

Let $\nabla_{\Xi\Xi'}^s = (I_n \otimes A') \nabla_{\Xi\Xi'}^s (I_n \otimes A)$, so we have

$$\begin{aligned} \nabla_{\Xi\Xi'}^s &= -K_n + \sum_{k=1}^K \frac{2W_k^2}{\nu_k + n_k} \text{vec}(e_k X_k X') \text{vec}(e_k X_k X')' \\ &\quad + \sum_{k=1}^K W_k [(X X_k' e_k' \otimes I_n) K_n - (X X' \otimes J_k) - (I_n \otimes e_k X_k X') K_n]. \end{aligned}$$

From (A.4) we have

$$\mathbb{E} \left[\text{vec}(e_k X_k X') \text{vec}(e_k X_k X')' \right] = \phi_k [J_k^\bullet \otimes J_k + J_{k \otimes} K_n + \text{vec}(J_k) \text{vec}(J_k)'],$$

where $J_k^\bullet = \sum_{p \neq k} \xi_p J_p + J_k$. Next,

$$\begin{aligned} \mathbb{E} [W_k (X X_k' e_k' \otimes I_n) K_n] &= \mathbb{E} \left[\sum_p W_k (e_p X_p X_k' e_k' \otimes I_n) K_n \right] \\ &= \mathbb{E} [W_k (e_k X_k X_k' e_k' \otimes I_n) K_n] \\ &= (e_k e_k' \otimes I_n) K_n, \quad (\text{using } \mathbb{E}[W_k X_k X_k'] = I_{n_k}) \\ &= (J_k \otimes I_n) K_n, \end{aligned}$$

similarly

$$\mathbb{E} [W_k (I_n \otimes e_k X_k X') K_n] K_n = (I_n \otimes J_k) K_n,$$

and

$$\begin{aligned} \mathbb{E} [W_k X X'] &= \mathbb{E} \left[\sum_l \sum_p W_k e_l X_l X_p' e_p' \right] \\ &= \mathbb{E} \left[\sum_{l \neq k} W_k e_l X_l X_l' e_l' + W_k e_k X_k X_k' e_k' \right] \\ &= \sum_{l \neq k} e_l \mathbb{E} [X_l X_l'] e_l' + e_k \mathbb{E} [W_k X_k X_k'] e_k' \\ &= J_k + \sum_{l \neq k} \frac{\nu_l}{\nu_l - 2} J_l = J_k^\bullet, \end{aligned}$$

leads to $\mathbb{E} [W_k (X X' \otimes J_k)] = (J_k^\bullet \otimes J_k)$. Combining the terms we have

$$\mathbb{E} \left(\nabla_{\Xi\Xi'}^s \right) = -K_n + \sum_{k=1}^K \varphi_k,$$

where

$$\begin{aligned}
\varphi_k &= \frac{2}{\nu_k + n_k} \phi_k [J_k^\bullet \otimes J_k + J_{k \otimes} K_n + \text{vec}(J_k) \text{vec}(J_k)'] \\
&\quad + (J_k \otimes I_n) K_n - (J_k^\bullet \otimes J_k) - (I_n \otimes J_k) K_n \\
&= \left(\frac{2}{\nu_k + n_k + 2} - 1 \right) J_k^\bullet \otimes J_k + \frac{2}{\nu_k + n_k + 2} [J_{k \otimes} K_n + \text{vec}(J_k) \text{vec}(J_k)'] + [(J_k \otimes I_n) - (I_n \otimes J_k)] K_n \\
&= -\phi_k J_k^\bullet \otimes J_k + (1 - \phi_k) [J_{k \otimes} K_n + \text{vec}(J_k) \text{vec}(J_k)'] + (J_k \otimes I_n) K_n - (I_n \otimes J_k) K_n,
\end{aligned}$$

such that

$$\mathbb{E} \left(\nabla_{\hat{\Xi} \hat{\Xi}'}^s \right) = -K_n + \sum_{k=1}^K \varphi_k = -K_n - \sum_{k=1}^K \phi_k J_k^\bullet \otimes J_k + (\phi_k - 1) [J_{k \otimes} K_n + \text{vec}(J_k) \text{vec}(J_k)'],$$

where we used $\sum_{k=1}^K (J_k \otimes I_n) K_n - (I_n \otimes J_k) K_n = 0$. Finally, we have shown that

$$\begin{aligned}
\mathbb{E} \left(\nabla_{\hat{\Xi} \hat{\Xi}'} \right) &= (I_n \otimes A') \mathbb{E} \left(\nabla_{\hat{\Xi} \hat{\Xi}'}^s \right) (I_n \otimes A) \\
&= -K_n - \sum_{k=1}^K \phi_k J_k^\bullet \otimes A' J_k A - (\phi_k - 1) \left[(J_k A \otimes A' J_k) K_n + \text{vec}(A' J_k) \text{vec}(A' J_k)' \right],
\end{aligned}$$

which proves that $\mathbb{E} \left(\nabla_{\hat{\Xi} \hat{\Xi}'} \right) = -\mathcal{I}_{\hat{\Xi}}$.

The term: $\mathbb{E} \left(\nabla_{\hat{\Xi} \nu'} \right)$

We have

$$\mathbb{E} \left[\nabla_{\hat{\Xi} \nu_k} \right] = \frac{1}{\nu_k + n_k} \left[\mathbb{E} \left[W_k \text{vec} (A' e_k X_k X') \right] - \mathbb{E} \left[W_k^2 \text{vec} (A' e_k X_k X') \right] \right],$$

where

$$\begin{aligned}
\mathbb{E} \left[W_k \text{vec} (A' e_k X_k X') \right] &= \sum_{l=1}^K \mathbb{E} \left[W_k \text{vec} (A' e_k X_k X'_l e'_l) \right] \\
&= \mathbb{E} \left[W_k \text{vec} (A' e_k X_k X'_k e'_k) \right] \\
&= \text{vec} (A' J_k),
\end{aligned}$$

and

$$\begin{aligned}
\mathbb{E} \left[W_k^2 \text{vec} (A' e_k X_k X') \right] &= \sum_{l=1}^K \mathbb{E} \left[W_k^2 \text{vec} (A' e_k X_k X'_l e'_l) \right] \\
&= \mathbb{E} \left[W_k^2 \text{vec} (A' e_k X_k X'_k e'_k) \right] \\
&= \phi_k \text{vec} (A' J_k).
\end{aligned}$$

So, we have

$$\begin{aligned}\mathbb{E}[\nabla_{\tilde{\Xi}_{\nu_k}}] &= \frac{1}{\nu_k+n_k} [\text{vec}(A'J_k) - \phi_k \text{vec}(A'J_k)] \\ &= \frac{1}{(\nu_k+n_k+2)(\nu_k+n_k)} \text{vec}(A'J_k),\end{aligned}$$

which equals $-\mathcal{I}_{\tilde{\Xi}_{\nu_k}}$.

The term: $\mathbb{E}(\nabla_{\nu\nu'})$

Using $\mathbb{E}[W_k^2] = \frac{(\nu_k+2)(\nu_k+n_k)}{\nu_k(\nu_k+n_k+2)}$ and $\mathbb{E}[W_k] = 1$, we have

$$\begin{aligned}\nabla_{\nu_k\nu_k} &= \frac{1}{4}\psi'\left(\frac{\nu_k+n_k}{2}\right) - \frac{1}{4}\psi'\left(\frac{\nu_k}{2}\right) + \frac{1}{2\nu_k} + \frac{1}{2}\frac{1}{\nu_k+n_k}W_k^2 - \frac{1}{(\nu_k+n_k)}W_k \\ &= \frac{1}{2}\left[\frac{1}{2}\psi'\left(\frac{\nu_k+n_k}{2}\right) - \frac{1}{2}\psi'\left(\frac{\nu_k}{2}\right) + \frac{1}{\nu_k+n_k}(W_k^2 - W_k) + \frac{1}{\nu_k}\left[1 - \frac{\nu_k}{\nu_k+X_k'X_k}\right]\right], \\ &= \frac{1}{4}\psi'\left(\frac{\nu_k+n_k}{2}\right) - \frac{1}{4}\psi'\left(\frac{\nu_k}{2}\right) + \frac{1}{2\nu_k} + \frac{1}{2}\frac{1}{\nu_k+n_k}\frac{(\nu_k+2)(\nu_k+n_k)}{\nu_k(\nu_k+n_k+2)} - \frac{1}{(\nu_k+n_k)} \\ &= \frac{1}{4}\psi'\left(\frac{\nu_k+n_k}{2}\right) - \frac{1}{4}\psi'\left(\frac{\nu_k}{2}\right) + \frac{1}{2}\left[\frac{1}{\nu_k} + \frac{\nu_k+2}{\nu_k(\nu_k+n_k+2)} - \frac{2}{\nu_k+n_k}\right] \\ &= \frac{1}{4}\psi'\left(\frac{\nu_k+n_k}{2}\right) - \frac{1}{4}\psi'\left(\frac{\nu_k}{2}\right) + \frac{1}{2}\left[\frac{n_k(\nu_k+n_k+4)}{\nu_k(\nu_k+n_k+2)(\nu_k+n_k)}\right],\end{aligned}$$

which equals $-\mathcal{I}_{\nu_k}$. □

Proof of Lemma 1. First, we can express the Ξ by using the cluster/group structure $\tilde{\Xi} = [\tilde{\Xi}_1, \tilde{\Xi}_2, \dots, \tilde{\Xi}_K]$ with $\tilde{\Xi}_k \in \mathbb{R}^{n \times n_k}$, and $\tilde{\Xi}_k = [\tilde{\Xi}'_{1k}, \tilde{\Xi}'_{2k}, \dots, \tilde{\Xi}'_{Kk}]'$ with $\tilde{\Xi}_{lk} \in \mathbb{R}^{n_l \times n_k}$. Then, we have

$$\frac{\partial \text{vec}(\Xi)}{\partial \text{vec}(\tilde{\Xi})'} = \begin{bmatrix} \Gamma_{11} & \Gamma_{12} & \dots & \Gamma_{1K} \\ \Gamma_{21} & \Gamma_{22} & & \Gamma_{2K} \\ \vdots & \vdots & \ddots & \vdots \\ \Gamma_{K1} & \Gamma_{K2} & & \Gamma_{KK} \end{bmatrix}, \quad \text{where } \Gamma_{kl} = \frac{\partial \text{vec}(\Xi_k)}{\partial \text{vec}(\tilde{\Xi}_l)'} \in \mathbb{R}^{nn_k \times nn_k}.$$

Because $\Xi_k = \tilde{\Xi}_k P_{kk}$ and P_{kk} only depends on $\tilde{\Xi}_{kk}$, we have $\Gamma_{kl} = 0$ if $k \neq l$. Then, we have

$$\Gamma_{kk} = \frac{\partial \text{vec}(\Xi_k)}{\partial \text{vec}(\tilde{\Xi}_k)'} \frac{\partial \text{vec}(\Xi_k)}{\partial \text{vec}(\tilde{\Xi}_k)'} \frac{\partial \text{vec}(\tilde{\Xi}_k)'}{\partial \text{vec}(\tilde{\Xi}_k)'} = K_{n_k, n} \frac{\partial \text{vec}(\Xi_k)}{\partial \text{vec}(\tilde{\Xi}_k)'} K_{n, n_k}$$

and we have

$$\frac{\partial \text{vec}(\Xi_k)}{\partial \text{vec}(\tilde{\Xi}_k)'} = \begin{bmatrix} \Pi_{11} & \Pi_{12} & \dots & \Pi_{1K} \\ \Pi_{21} & \Pi_{22} & & \Pi_{2K} \\ \vdots & \vdots & \ddots & \vdots \\ \Pi_{K1} & \Pi_{K2} & \dots & \Pi_{KK} \end{bmatrix},$$

and we have

$$\Pi_{ij} = \frac{\partial \text{vec}(\tilde{\Xi}'_{ik})}{\partial \text{vec}(\tilde{\Xi}'_{jk})'} = \frac{\partial \text{vec}(P'_{kk} \tilde{\Xi}'_{ik})}{\partial \text{vec}(\tilde{\Xi}'_{jk})'} = \begin{cases} \mathbf{0} & i \neq j, j \neq k \\ I_{n_i} \otimes P'_{kk} & i = j \neq k \\ (\tilde{\Xi}_{ik} \otimes I_{n_k}) \frac{\partial \text{vec}(P'_{kk})}{\partial \text{vec}(\tilde{\Xi}'_{kk})'} & i \neq j, j = k \\ (I_{n_i} \otimes P'_{kk}) + (\tilde{\Xi}_{ik} \otimes I_{n_k}) \frac{\partial \text{vec}(P'_{kk})}{\partial \text{vec}(\tilde{\Xi}'_{kk})'} & i = j = k. \end{cases}$$

Because we have

$$d \text{vec}(P'_{kk} \tilde{\Xi}'_{ik}) = (\tilde{\Xi}_{ik} \otimes I_{n_k}) d \text{vec}(P'_{kk}) + (I_{n_i} \otimes P'_{kk}) d \text{vec}(\tilde{\Xi}'_{ik}),$$

and

$$\begin{aligned} \frac{\partial \text{vec}(P_{kk})}{\partial \text{vec}(\tilde{\Xi}_{kk})'} &= \frac{\partial \text{vec}(\tilde{\Xi}'_{kk} (\tilde{\Xi}_{kk} \tilde{\Xi}'_{kk})^{-\frac{1}{2}})}{\partial \text{vec}(\tilde{\Xi}_{kk})'} \\ &= ((\tilde{\Xi}_{kk} \tilde{\Xi}'_{kk})^{-\frac{1}{2}} \otimes I_{n_k}) \frac{\partial \text{vec}(\tilde{\Xi}'_{kk})}{\partial \text{vec}(\tilde{\Xi}_{kk})'} + (I_{n_k} \otimes \tilde{\Xi}'_{kk}) \frac{\partial \text{vec}((\tilde{\Xi}_{kk} \tilde{\Xi}'_{kk})^{-\frac{1}{2}})}{\partial \text{vec}(\tilde{\Xi}_{kk})'} \\ &= ((\tilde{\Xi}_{kk} \tilde{\Xi}'_{kk})^{-\frac{1}{2}} \otimes I_{n_k}) K_{n_k} + (I_{n_k} \otimes \tilde{\Xi}'_{kk}) \frac{\partial \text{vec}((\tilde{\Xi}_{kk} \tilde{\Xi}'_{kk})^{-\frac{1}{2}})}{\partial \text{vec}(\tilde{\Xi}_{kk})'} \\ &= (I_{n_k} \otimes (\tilde{\Xi}_{kk} \tilde{\Xi}'_{kk})^{-\frac{1}{2}}) K_{n_k} + (I_{n_k} \otimes \tilde{\Xi}'_{kk}) \frac{\partial \text{vec}((\tilde{\Xi}_{kk} \tilde{\Xi}'_{kk})^{-\frac{1}{2}})}{\partial \text{vec}((\tilde{\Xi}_{kk} \tilde{\Xi}'_{kk})^{-1})'} \frac{\partial \text{vec}((\tilde{\Xi}_{kk} \tilde{\Xi}'_{kk})^{-1})'}{\partial \text{vec}(\tilde{\Xi}_{kk} \tilde{\Xi}'_{kk})'} \frac{\partial \text{vec}(\tilde{\Xi}_{kk} \tilde{\Xi}'_{kk})'}{\partial \text{vec}(\tilde{\Xi}_{kk})'} \\ &= ((\tilde{\Xi}_{kk} \tilde{\Xi}'_{kk})^{-\frac{1}{2}} \otimes I_{n_k}) K_{n_k} - \left\{ (I_{n_k} \otimes \tilde{\Xi}'_{kk}) \left((\tilde{\Xi}_{kk} \tilde{\Xi}'_{kk})^{-\frac{1}{2}} \oplus (\tilde{\Xi}_{kk} \tilde{\Xi}'_{kk})^{-\frac{1}{2}} \right)^{-1} \right. \\ &\quad \left. \times \left[(\tilde{\Xi}_{kk} \tilde{\Xi}'_{kk})^{-1} \otimes (\tilde{\Xi}_{kk} \tilde{\Xi}'_{kk})^{-1} \right] (I_{n_k^2} + K_{n_k}) (\tilde{\Xi}_{kk} \otimes I_{n_k}) \right\}. \end{aligned}$$

Next, from

$$\begin{aligned} & \left((\tilde{\Xi}_{kk} \tilde{\Xi}'_{kk})^{-\frac{1}{2}} \oplus (\tilde{\Xi}_{kk} \tilde{\Xi}'_{kk})^{-\frac{1}{2}} \right)^{-1} \left[(\tilde{\Xi}_{kk} \tilde{\Xi}'_{kk})^{-1} \otimes (\tilde{\Xi}_{kk} \tilde{\Xi}'_{kk})^{-1} \right] \\ &= \left[(\tilde{\Xi}_{kk} \tilde{\Xi}'_{kk} \otimes \tilde{\Xi}_{kk} \tilde{\Xi}'_{kk}) \left[(\tilde{\Xi}_{kk} \tilde{\Xi}'_{kk})^{-\frac{1}{2}} \oplus (\tilde{\Xi}_{kk} \tilde{\Xi}'_{kk})^{-\frac{1}{2}} \right] \right]^{-1} \\ &= \left[(\tilde{\Xi}_{kk} \tilde{\Xi}'_{kk} \otimes \tilde{\Xi}_{kk} \tilde{\Xi}'_{kk}) \left[(\tilde{\Xi}_{kk} \tilde{\Xi}'_{kk})^{-\frac{1}{2}} \otimes I + I \otimes (\tilde{\Xi}_{kk} \tilde{\Xi}'_{kk})^{-\frac{1}{2}} \right] \right]^{-1} \\ &= \left[(\tilde{\Xi}_{kk} \tilde{\Xi}'_{kk})^{\frac{1}{2}} \otimes \tilde{\Xi}_{kk} \tilde{\Xi}'_{kk} + \tilde{\Xi}_{kk} \tilde{\Xi}'_{kk} \otimes (\tilde{\Xi}_{kk} \tilde{\Xi}'_{kk})^{\frac{1}{2}} \right]^{-1} \\ &= \left[(\tilde{\Xi}_{kk} \tilde{\Xi}'_{kk})^{\frac{1}{2}} \oplus \tilde{\Xi}_{kk} \tilde{\Xi}'_{kk} \right]^{-1}, \end{aligned}$$

we find

$$\begin{aligned}
& \left(I_{n_k} \otimes \tilde{\Xi}'_{kk} \right) \left[(\tilde{\Xi}_{kk} \tilde{\Xi}'_{kk})^{\frac{1}{2}} \oplus \tilde{\Xi}_{kk} \tilde{\Xi}'_{kk} \right]^{-1} \\
&= \left[\left((\tilde{\Xi}_{kk} \tilde{\Xi}'_{kk})^{\frac{1}{2}} \otimes \tilde{\Xi}_{kk} \tilde{\Xi}'_{kk} + \tilde{\Xi}_{kk} \tilde{\Xi}'_{kk} \otimes (\tilde{\Xi}_{kk} \tilde{\Xi}'_{kk})^{\frac{1}{2}} \right) \left(I_{n_k} \otimes \tilde{\Xi}'_{kk} \right) \right]^{-1} \\
&= \left[\left((\tilde{\Xi}_{kk} \tilde{\Xi}'_{kk})^{\frac{1}{2}} \otimes \tilde{\Xi}_{kk} + \tilde{\Xi}_{kk} \tilde{\Xi}'_{kk} \otimes (\tilde{\Xi}_{kk} \tilde{\Xi}'_{kk})^{\frac{1}{2}} \tilde{\Xi}'_{kk} \right) \right]^{-1} \\
&= \left[(\tilde{\Xi}_{kk} \tilde{\Xi}'_{kk})^{\frac{1}{2}} \otimes \tilde{\Xi}_{kk} + \tilde{\Xi}_{kk} \tilde{\Xi}'_{kk} \otimes P_{kk}^{-1} \right]^{-1} \\
&= \left[P_{kk}^{-1} \tilde{\Xi}'_{kk} \otimes \tilde{\Xi}_{kk} + \tilde{\Xi}_{kk} \tilde{\Xi}'_{kk} \otimes P_{kk}^{-1} \right]^{-1} \\
&= \left[I_{n_k} \otimes \tilde{\Xi}_{kk} + \tilde{\Xi}_{kk} P_{kk} \otimes P_{kk}^{-1} \left(P_{kk}^{-1} \tilde{\Xi}'_{kk} \otimes I_{n_k} \right) \right]^{-1} \\
&= \left(\tilde{\Xi}'_{kk} P_{kk} \otimes I_{n_k} \right) \left[I_{n_k} \otimes \tilde{\Xi}_{kk} + \tilde{\Xi}_{kk} P_{kk} \otimes P_{kk}^{-1} \right]^{-1}.
\end{aligned}$$

Thus, we have

$$\begin{aligned}
\frac{\partial \text{vec}(P_{kk})}{\partial \text{vec}(\tilde{\Xi}_{kk})'} &= \left((\tilde{\Xi}_{kk} \tilde{\Xi}'_{kk})^{-\frac{1}{2}} \otimes I_{n_k} \right) K_{n_k} - \left[P_{kk}^{-1} \tilde{\Xi}'_{kk} \otimes \tilde{\Xi}_{kk} + \tilde{\Xi}_{kk} \tilde{\Xi}'_{kk} \otimes P_{kk}^{-1} \right]^{-1} \left(I_{n_k}^2 + K_{n_k} \right) \left(\tilde{\Xi}_{kk} \otimes I_{n_k} \right) \\
&= \left(\tilde{\Xi}'_{kk} P_{kk} \otimes I_{n_k} \right) K_{n_k} - \left[P_{kk}^{-1} \tilde{\Xi}'_{kk} \otimes \tilde{\Xi}_{kk} + \tilde{\Xi}_{kk} \tilde{\Xi}'_{kk} \otimes P_{kk}^{-1} \right]^{-1} \left(I_{n_k}^2 + K_{n_k} \right) \left(\tilde{\Xi}_{kk} \otimes I_{n_k} \right) \\
&= \left(\tilde{\Xi}'_{kk} P_{kk} \otimes I_{n_k} \right) \left[K_{n_k} - \left[I_{n_k} \otimes \tilde{\Xi}_{kk} + \tilde{\Xi}_{kk} P_{kk} \otimes P_{kk}^{-1} \right]^{-1} \left(I_{n_k}^2 + K_{n_k} \right) \left(\tilde{\Xi}_{kk} \otimes I_{n_k} \right) \right].
\end{aligned}$$

Finally, we have

$$\begin{aligned}
\frac{\partial \text{vec}(P'_{kk})}{\partial \text{vec}(\tilde{\Xi}'_{kk})'} &= \frac{\partial \text{vec}(P'_{kk})}{\partial \text{vec}(P_{kk})'} \frac{\partial \text{vec}(P_{kk})}{\partial \text{vec}(\tilde{\Xi}_{kk})'} \frac{\partial \text{vec}(\tilde{\Xi}_{kk})}{\partial \text{vec}(\tilde{\Xi}'_{kk})'} = K_{n_k} \frac{\partial \text{vec}(P_{kk})}{\partial \text{vec}(\tilde{\Xi}_{kk})'} K_{n_k} \\
&= K_{n_k} \left(\tilde{\Xi}'_{kk} P_{kk} \otimes I_{n_k} \right) \\
&\quad \times \left[I_{n_k}^2 - \left[I_{n_k} \otimes \tilde{\Xi}_{kk} + \tilde{\Xi}_{kk} P_{kk} \otimes P_{kk}^{-1} \right]^{-1} \left(I_{n_k}^2 + K_{n_k} \right) \left(I_{n_k} \otimes \tilde{\Xi}_{kk} \right) \right].
\end{aligned}$$

□

Proof of Theorem 7. Part (i). The consistency of the MLE, $\hat{\theta}_T$, follows by verifying the four conditions of [Newey and McFadden \(1994, theorem 2.5\)](#). (i) Our identification assumptions ensures that $\theta \neq \theta_0$ implies $f(y_i|\theta) \neq f(y_i|\theta_0)$. (ii) The compactness condition is Assumption 3. (iii) the log-likelihood function

$$\log f(Y|\theta) = -\frac{1}{2} \log |\Xi \Xi'| + \sum_{k=1}^K c_k - \frac{\nu_k + n_k}{2} \log \left[1 + \frac{1}{\nu_k} (Y - \mu)' A' e_k e_k' A (Y - \mu) \right], \quad (\text{A.6})$$

where $A = \Xi^{-1}$ is continuous for $\theta \in \Theta$ with probability one. What remains to be verified is the dominance condition: (iv) $\mathbb{E}_{\theta_0} [\sup_{\theta \in \Theta} |\log f(y|\theta)|] < \infty$.

First note that

$$|\log f(Y|\theta)| \leq \left| \frac{1}{2} \log |\Xi \Xi'| \right| + \sum_{k=1}^K |c_k| + R_k(\theta) \leq C_0 + \sum_{k=1}^K R_k(\theta),$$

where $C_0 = \sup_{\theta \in \Theta} \left| \frac{1}{2} \log |\Xi \Xi'| \right| + \sum_{k=1}^K |c_k| < \infty$ (since $\log |\Xi \Xi'|$ is continuous and Θ is compact) and

$$\begin{aligned} R_k(\theta) &= \frac{\nu_k + n_k}{2} \log \left[1 + \frac{1}{\nu_k} (Y - \mu)' A' e_k e_k' A (Y - \mu) \right] \\ &= \frac{\nu_k + n_k}{2} \log \left[1 + \frac{1}{\nu_k} (X - \xi)' \Psi (X - \xi) \right] \\ &\leq \frac{\nu_k + n_k}{2} \log \left[1 + \frac{\rho(\Psi)}{\nu_k} (X - \xi)' (X - \xi) \right], \end{aligned}$$

where we substituted, $Y = \mu_0 + \Xi_0 X$, such that

$$(Y - \mu) = (\mu_0 + \Xi_0 X - \mu) = \Xi_0 (X - A_0(\mu - \mu_0)) = \Xi_0 (X - \xi),$$

with $\xi = A_0(\mu - \mu_0)$, $A_0 = \Xi_0^{-1}$, $\Psi_k = \Xi_0' A' e_k e_k' A \Xi_0$, and $\rho(\Psi_k)$ denoting the largest eigenvalue of Ψ_k .

Next we add the positive term $\frac{\rho(\Psi_k)}{\nu_k} (X + \xi)' (X + \xi)$

$$\begin{aligned} R_k(\theta) &\leq \frac{\nu_k + n_k}{2} \log \left[1 + \frac{\rho(\Psi_k)}{\nu_k} (X - \xi)' (X - \xi) + \frac{\rho(\Psi_k)}{\nu_k} (X + \xi)' (X + \xi) \right] \\ &= \frac{\nu_k + n_k}{2} \log \left[1 + 2 \frac{\rho(\Psi_k)}{\nu_k} X' X + 2 \frac{\rho(\Psi_k)}{\nu_k} \xi' \xi \right] \\ &= \frac{\nu_k + n_k}{2} \log \left[1 + 2 \frac{\rho(\Psi_k)}{\nu_k} \xi' \xi + \sum_{l=1}^K 2 \frac{\rho(\Psi_k)}{\nu_k} X_l' X_l \right] \\ &\leq \frac{\nu_k + n_k}{2} \log \left[1 + 2 \frac{\rho(\Psi_k)}{\nu_k} \xi' \xi \right] + \frac{\nu_k + n_k}{2} \sum_{l=1}^K \log \left[1 + 2 \frac{\rho(\Psi_k)}{\nu_k} X_l' X_l \right], \end{aligned}$$

where we used $\log(1 + a_1 + \dots + a_M) \leq \sum_{j=1}^M \log(1 + a_j)$ for $a_1, \dots, a_M \geq 0$. The first term is bounded by

$$C_{1,k} = \sup_{\theta \in \Theta} \frac{\nu_k + n_k}{2} \log \left[1 + 2 \frac{\rho(\Psi_k)}{\nu_k} \xi' \xi \right] < \infty,$$

since $\lim_{\nu \rightarrow \infty} \nu \log(1 + a/\nu) \rightarrow a < \infty$. Next, using $\log(1 + ab) \leq \log(1 + a)(1 + b)$ for $a, b > 0$ we find

$$\begin{aligned} \log \left[1 + 2 \frac{\rho(\Psi_k)}{\nu_k} X_l' X_l \right] &= \log \left[1 + 2 \frac{\rho(\Psi_k) \nu_{l,0}}{\nu_k} \frac{X_l' X_l}{\nu_{l,0}} \right] \\ &\leq \log \left(1 + 2 \frac{\rho(\Psi_k) \nu_{l,0}}{\nu_k} \right) + \log \left(1 + \frac{X_l' X_l}{\nu_{l,0}} \right), \end{aligned}$$

where

$$C_{2,k} \equiv \sup_{\theta \in \Theta} \frac{\nu_k + n_k}{2} \log \left(1 + 2 \frac{\rho(\Psi_k) \nu_{l,0}}{\nu_k} \right) < \infty,$$

and since

$$\mathbb{E}_{\theta_0} \left[\log \left(1 + \frac{X'_l X_l}{\nu_{l,0}} \right) \right] = \psi \left(\frac{\nu_{l,0} + n_l}{2} \right) - \psi \left(\frac{\nu_{l,0}}{2} \right),$$

it follows that

$$\mathbb{E}_{\theta_0} \left[\sup_{\theta \in \Theta} |\log f(Y|\theta)| \right] \leq C_0 + \sum_{k=1}^K C_{1,k} + C_{2,k} + \frac{\nu_k + n_k}{2} \sum_{l=1}^K \left[\psi \left(\frac{\nu_{l,0} + n_l}{2} \right) - \psi \left(\frac{\nu_{l,0}}{2} \right) \right],$$

which proves that $\mathbb{E}_{\theta_0} [\sup_{\theta \in \Theta} R_k(\theta)] < \infty$.

Next we prove part (ii) concerning the limit distribution. Given the four conditions of [Newey and McFadden \(1994, theorem 2.5\)](#) in the proof of consistency, we proceed to establish the asymptotic normality by verifying the conditions of [Amemiya \(1985, theorem 2.4\)](#). These are as follows: (i) $\frac{\partial^2 f(y|\theta)}{\partial \theta \partial \theta'}$ exists and is continuous in an open, convex neighborhood \mathcal{N} of θ_0 (ii) $\int \frac{\partial f(y|\theta)}{\partial \theta} dy = 0$, (iii) $\int \frac{\partial^2 f(y|\theta)}{\partial \theta \partial \theta'} dy = 0$, (iv) $\text{plim}_{\frac{1}{T}} \sum_{t=1}^T \frac{\partial^2 \log f(y_t|\theta)}{\partial \theta \partial \theta'} = \mathbb{E}_{\theta_0} \left[\frac{\partial^2 \log f(y|\theta)}{\partial \theta \partial \theta'} \right]$ uniformly in θ in an open neighborhood of θ_0 . Then, we have $\sqrt{T} (\hat{\theta}_T - \theta_0) \rightarrow N \{0, \mathcal{J}^{-1}\}$, where $\mathcal{J} = -\mathbb{E}_{\theta_0} \left[\frac{\partial^2 \log f(y|\theta)}{\partial \theta \partial \theta'} \Big|_{\theta=\theta_0} \right]$.

Note that because $\mathcal{N} \subset \Theta$ where Θ is the parameter sets, it is sufficient to verify the Conditions (i), (ii), (iii), and (iv) hold for $\forall \theta \in \Theta$ and θ_0 is interior to Θ , where Θ is compact by our assumption in the proof of consistency. Before giving a formal proof, we first define the random vector $Z = Z(Y|\theta)$, $Z_k = Z_k(Y|\theta)$, and random variable $S_k = S_k(Y|\theta)$, given by

$$Z = A(Y - \mu), \quad Z_k = e'_k Z, \quad S_k = \frac{\nu_k + n_k}{\nu_k + Z'_k Z_k}$$

where $A = \Xi^{-1}$ and $Y = \mu_0 + \Xi_0 X$. When $\mu = \mu_0$ and $\Xi = \Xi_0$, we have $Z = X$, $Z_k = X_k$, and $S_k = W_k = \frac{\nu_k + n_k}{\nu_k + X'_k X_k}$.

Condition (i): That θ_0 is interior to Θ is assumed. We prove that $\frac{\partial^2 f(y|\theta)}{\partial \theta \partial \theta'}$ exists and is continuous for $\forall \theta \in \Theta$ directly by deriving the expression for $\frac{\partial^2 \log f(Y|\theta)}{\partial \theta \partial \theta'}$. The form of such hessian matrix can be easily adapted from [Theorem 5](#) by replacing X , X_k , and W_k with Z , Z_k , and S_k .

Condition (ii): It is sufficient to show that for $\forall \theta \in \Theta$, we have

$$\int \frac{\partial f(y|\theta)}{\partial \theta} dy = \int \nabla_{\theta} f(Y|\theta) dY = \mathbb{E}_{\theta} [\nabla_{\theta}] = 0, \quad \nabla_{\theta} = \frac{\partial \log f(Y|\theta)}{\partial \theta}$$

Adapted from [Theorem 5](#), we can easily obtain that $\mathbb{E}_{\theta} [\nabla_{\theta}] = 0$ when $\min_k \nu_k > 1$. Note that $\mathbb{E} [\nabla_{\Xi}] = \mathbb{E} [M_{\Xi}^{+\prime} \nabla_{\Xi}] = M_{\Xi}^{+\prime} \mathbb{E} [\nabla_{\Xi}] = 0$.

Condition (iii): It is sufficient to show that for $\forall \theta \in \Theta$, we have

$$\int \frac{\partial^2 f(y|\theta)}{\partial \theta \partial \theta'} dy = \int [\nabla_{\theta} \nabla'_{\theta} + \nabla_{\theta \theta'}] f(y|\theta) dy = \underbrace{\mathbb{E}_{\theta} [\nabla_{\theta} \nabla'_{\theta}]}_{\mathcal{I}^{\theta}} + \underbrace{\mathbb{E}_{\theta} [\nabla_{\theta \theta'}]}_{-\mathcal{J}^{\theta}} = 0.$$

This requires to verify the existences both of the Fisher information matrix $\mathcal{I}^{\theta} = \mathbb{E}_{\theta} [\nabla_{\theta} \nabla'_{\theta}]$

and the expectation of Hessian matrix $\mathcal{J}^\theta = -\mathbb{E}_\theta [\nabla_{\theta\theta'}]$, and show that $\mathcal{I}^\theta = \mathcal{J}^\theta$. Such results can be easily verified by adapting from Theorem 5, which requires $\min_k \nu_k > 2$. Note that for Ξ , instead of $\tilde{\Xi}$, we have

$$\begin{aligned}\mathcal{I}_\Xi &= \mathbb{E} [\nabla_\Xi \nabla'_\Xi] = M_\Xi^{+'} \mathbb{E} [\nabla_{\tilde{\Xi}} \nabla'_{\tilde{\Xi}}] M_\Xi^+ = M_\Xi^{+'} \mathcal{I}_{\tilde{\Xi}} M_\Xi^+ \\ \mathcal{J}_\Xi &= \mathbb{E} [\nabla_{\Xi\Xi'}] = M_\Xi^{+'} \mathbb{E} [\nabla_{\tilde{\Xi}\tilde{\Xi}'}] M_\Xi^{+'} - \left(\mathbb{E} (\nabla'_{\tilde{\Xi}}) \otimes I_n \right) \frac{\partial \text{vec}(M_\Xi^{+'})}{\partial \text{vec}(\Xi)'} = M_\Xi^{+'} \mathcal{J}_{\tilde{\Xi}} M_\Xi^+, \end{aligned}$$

and from $\mathcal{I}_{\tilde{\Xi}} = \mathcal{J}_{\tilde{\Xi}}$, we have $\mathcal{I}_\Xi = \mathcal{J}_\Xi$.

Condition (iv): If there exist a $g(y)$ function with $\|\frac{\partial^2 \log f(y|\theta)}{\partial \theta \partial \theta'}\| \leq g(y)$ for all $\theta \in \Theta$ and $\mathbb{E}_{\theta_0} [g(z)] < \infty$, then we have $\text{plim} \frac{1}{T} \sum_{t=1}^T \frac{\partial^2 \log f(y_t|\theta)}{\partial \theta \partial \theta'} = \mathbb{E}_{\theta_0} \left[\frac{\partial^2 \log f(y|\theta)}{\partial \theta \partial \theta'} \right]$ uniformly in $\theta \in \Theta$, see e.g. [Newey and McFadden \(1994\)](#), lemma 2.4). This section, we determine the dominating function, $g(y)$.

First, adapted from Theorem 5, by replacing X , X_k , and W_k with Z , Z_k , and S_k , the expression of Hessian matrix of $\log f(Y|\theta)$ with respect to θ are given by

$$\begin{aligned}\nabla_{\mu\mu'}^\theta &= \sum_{k=1}^K \frac{2S_k^2}{\nu_k + n_k} A' e_k Z_k Z_k' e_k' A - S_k A' J_k A \\ \nabla_{\mu\tilde{\Xi}'}^\theta &= \sum_{k=1}^K S_k (A Z_k' e_k' \otimes A') K_n + \frac{2S_k^2}{\nu_k + n_k} A' e_k Z_k \text{vec} (A' e_k Z_k Z_k')' - S_k A' (Z_k' \otimes J_k A) \\ \nabla_{\mu\nu_k}^\theta &= \sum_{k=1}^K \frac{1}{\nu_k + n_k} A' e_k Z_k (S_k - S_k^2) \\ \nabla_{\tilde{\Xi}\tilde{\Xi}'}^\theta &= - (A \otimes A') K_n + \sum_{k=1}^K \frac{2S_k^2}{\nu_k + n_k} \text{vec} (A' e_k Z_k Z_k') \text{vec} (A' e_k Z_k Z_k')' \\ &\quad + \sum_{k=1}^K S_k [(Z Z_k' e_k' A \otimes A') K_n - (Z Z_k' \otimes A' J_k A) - (A \otimes A' e_k Z_k Z_k') K_n] \\ \nabla_{\tilde{\Xi}\nu_k}^\theta &= \frac{1}{\nu_k + n_k} (S_k - S_k^2) \text{vec} (A' e_k Z_k Z_k') \\ \nabla_{\nu_k \nu_k}^\theta &= \frac{1}{4} \psi' \left(\frac{\nu_k + n_k}{2} \right) - \frac{1}{4} \psi' \left(\frac{\nu_k}{2} \right) + \frac{1}{2\nu_k} + \frac{1}{2} \frac{1}{\nu_k + n_k} S_k^2 - \frac{1}{(\nu_k + n_k)} S_k \\ \nabla_{\nu_k \nu_l}^\theta &= 0, \quad \text{for } k \neq l, \end{aligned}$$

where the θ in the superscript means that the Score and Hessian matrix is evaluated at θ .

Note that we have $\nabla_{\mu\Xi'}^\theta = \nabla_{\mu\tilde{\Xi}'}^\theta M_\Xi^+$, and $\nabla_{\Xi\Xi'}^\theta = M_\Xi^{+'} \nabla_{\tilde{\Xi}\tilde{\Xi}'}^\theta M_\Xi^{+'} + \left(\nabla'_{\tilde{\Xi}} \otimes I_n \right) \frac{\partial \text{vec}(M_\Xi^{+'})}{\partial \text{vec}(\Xi)}'$, and $\nabla_{\Xi\nu_k}^\theta = M_\Xi^{+'} \nabla_{\tilde{\Xi}\nu_k}^\theta$, and from the following inequalities

$$\begin{aligned}\|\nabla_{\mu\Xi'}^\theta\| &\leq \|\nabla_{\mu\tilde{\Xi}'}^\theta\| \|M_\Xi^+\|, \quad \|\nabla_{\Xi\nu_k}^\theta\| = \|M_\Xi^{+'}\| \|\nabla_{\tilde{\Xi}\nu_k}^\theta\| \\ \|\nabla_{\Xi\Xi'}^\theta\| &\leq \|M_\Xi^+\|^2 \|\nabla_{\tilde{\Xi}\tilde{\Xi}'}^\theta\| + n \|\nabla_{\tilde{\Xi}}\| \left\| \frac{\partial \text{vec}(M_\Xi^{+'})}{\partial \text{vec}(\Xi)'} \right\|, \end{aligned}$$

and because $\|\nabla_{\Xi}\| \leq \sum_{k=1}^K \|A'e_k\| \|S_k Z_k Z_k'\| + \|A'\|$, and from Equation (A.8), we have

$$\mathbb{E}_{\theta_0} \sup_{\theta \in \Theta} |S_k Z_{k,i} Z_{k,j}| < \infty, \quad \text{if all } \nu_k > 1$$

It is enough to determine the dominating function, $g(y)$ under $\theta = \{\mu, \Xi, \nu\}$, instead of $\theta = \{\mu, \Xi, \nu\}$.

Next we establish bounds for each of the terms. First, we have

$$\begin{aligned} \|\nabla_{\mu\mu'}^\theta\| &= \left\| \sum_{k=1}^K \frac{2S_k^2}{\nu_k + n_k} A'e_k Z_k Z_k' e_k' A - S_k A' J_k A \right\| \\ &\leq \sum_{k=1}^K \frac{2}{\nu_k + n_k} \|A'e_k\|^2 \|S_k^2 Z_k Z_k'\| + S_k \|A' J_k A\| \\ &\leq \sum_{k=1}^K \frac{2}{\nu_k + n_k} \|A'e_k\|^2 \|S_k^2 Z_k Z_k'\| + \frac{\nu_k + n_k}{\nu_k} \|A' J_k A\| \end{aligned}$$

which we use the fact that $S_k = \frac{\nu_k + n_k}{\nu_k + Z_k' Z_k} \leq \frac{\nu_k + n_k}{\nu_k}$. As for the $S_k^2 Z_k Z_k'$, it involves the following terms

$$\begin{aligned} |S_k^2 Z_{k,i} Z_{k,j}| &= \frac{(\nu_k + n_k)^2}{\left(\nu_k + \sum_p Z_{k,p}^2\right)^2} |Z_{k,i} Z_{k,j}| \\ &\leq \frac{(\nu_k + n_k)^2}{\nu_k \left(\nu_k + \sum_p Z_{k,p}^2\right)} |Z_{k,i} Z_{k,j}|, \quad \text{use } \frac{1}{\nu_k + \sum_p Z_{k,p}^2} < \frac{1}{\nu_k} \\ &\leq \frac{(\nu_k + n_k)^2}{\nu_k \left(\nu_k + \sum_p Z_{k,p}^2\right)} |Z_k|_{\max}^2, \quad |Z_k|_{\max} = \max_{i=1, \dots, n_k} |Z_{k,i}| \\ &\leq \frac{(\nu_k + n_k)^2}{\nu_k (\nu_k + |Z_k|_{\max}^2)} |Z_k|_{\max}^2 \\ &\leq \frac{1}{\nu_k} (\nu_k + n_k)^2 \end{aligned}$$

So the term $\|A'e_k (S_k^2 Z_k Z_k') e_k' A\|$ is bounded. This leads to $\|\nabla_{\mu\mu'}^\theta\|$ is bounded.

Next, we have

$$\begin{aligned} \|\nabla_{\mu\Xi'}^\theta\| &= \left\| \sum_{k=1}^K S_k (AZ_k' e_k' \otimes A') K_n + \frac{2S_k^2}{\nu_k + n_k} A'e_k Z_k \text{vec}(A'e_k Z_k Z_k')' - S_k A' (Z' \otimes J_k A) \right\| \\ &\leq \sum_{k=1}^K \|S_k (AZ_k' e_k' \otimes A') K_n\| + \frac{2S_k^2}{\nu_k + n_k} \|A'e_k Z_k \text{vec}(A'e_k Z_k Z_k')'\| + \|S_k A' (Z' \otimes J_k A)\|, \end{aligned}$$

where the first term involves

$$\begin{aligned}
|S_k Z_{k,i}| &= \frac{\nu_k + n_k}{\nu_k + \sum_p Z_{k,p}^2} |Z_{k,i}| \\
&\leq \frac{\nu_k + n_k}{\nu_k + Z_{k,i}^2} |Z_{k,i}| \\
&\leq \frac{\nu_k + n_k}{2\sqrt{\nu_k} |Z_{k,i}|} |Z_{k,i}| \\
&= \frac{\nu_k + n_k}{2\sqrt{\nu_k}},
\end{aligned} \tag{A.7}$$

the second term involves

$$\begin{aligned}
\left| S_k^2 Z_{k,p} Z_{k,i} Z_{l,j} \right| &= S_k^2 |Z_{k,p} Z_{k,i}| |Z_{l,j}| \\
&\leq (\nu_k + n_k)^2 |Z_{l,j}| \\
&= (\nu_k + n_k)^2 |\tilde{e}_{l,i} Z|, \quad \tilde{e}_{l,i} Z = Z_{l,j} \\
&= (\nu_k + n_k)^2 |\tilde{e}_{l,i} A(Y - \mu)| \\
&= (\nu_k + n_k)^2 |\tilde{e}_{l,i} A \Xi_0 (X - \xi)|, \quad \xi = A_0(\mu - \mu_0) \\
&\leq (\nu_k + n_k)^2 [|\tilde{e}_{l,i} A \Xi_0 X| + |\tilde{e}_{l,i} A \Xi_0 \xi|] \\
&\leq C_1(\theta) + \sum_{k=1}^K C_2(\theta) |X_k|, \quad C_1(\theta), C_2(\theta) > 0 \\
&\leq C_1^* + \sum_{k=1}^K C_2^* |X_k|, \quad C_i^* = \sup_{\theta \in \Theta} C_i(\theta) \\
\sup_{\theta \in \Theta} \left| S_k^2 Z_{k,p} Z_{k,i} Z_{l,j} \right| &\leq C_1^* + \sum_{k=1}^K C_2^* |X_k| \\
\mathbb{E}_{\theta_0} \sup_{\theta \in \Theta} \left| S_k^2 Z_{k,p} Z_{k,i} Z_{l,j} \right| &\leq C_1^* + \sum_{k=1}^K C_2^* \mathbb{E}_{\theta_0} [|X_k|] < \infty, \quad \text{if all } \nu_k > 1,
\end{aligned}$$

and the third term and final term involves

$$\begin{aligned}
|S_k Z_{l,i}| &\leq \frac{\nu_k + n_k}{\nu_k} |Z_{l,i}| \leq \tilde{C}_1 + \sum_{k=1}^K \tilde{C}_2 |X_k|, \\
\mathbb{E}_{\theta_0} \sup_{\theta \in \Theta} \left| S_k^2 Z_{k,p} Z_{k,i} Z_{l,j} \right| &< \tilde{C}_1 + \sum_{k=1}^K \tilde{C}_2 \mathbb{E}_{\theta_0} [|X_k|] < \infty, \quad \text{if all } \nu_k > 1.
\end{aligned}$$

So, we have shown that $\mathbb{E}_{\theta_0} \left\| \sup_{\theta \in \Theta} \nabla_{\mu \Xi'}^\theta \right\| < \infty$ for all $\nu_k > 1$.

Next, we have

$$\begin{aligned}\left\|\nabla_{\mu\nu_k}^\theta\right\| &= \left\|\sum_{k=1}^K \frac{1}{\nu_k+n_k} A' e_k Z_k \left(S_k - S_k^2\right)\right\| \\ &\leq \sum_{k=1}^K \frac{1}{\nu_k+n_k} \|A' e_k S_k Z_k\| + \frac{1}{\nu_k+n_k} \|A' e_k S_k^2 Z_k\|.\end{aligned}$$

Again, the first term involves

$$|S_k Z_k| = \frac{\nu_k+n_k}{\nu_k+Z_k' Z_k} |Z_k| \leq \frac{\nu_k+n_k}{2\sqrt{\nu_k}|Z_k|} |Z_k| = \frac{\nu_k+n_k}{2\sqrt{\nu_k}}$$

The second term involves

$$\left|S_k^2 Z_k\right| = \frac{(\nu_k+n_k)^2}{(\nu_k+Z_k' Z_k)^2} |Z_k| \leq \frac{1}{\nu_k} \frac{(\nu_k+n_k)^2}{(\nu_k+Z_k' Z_k)} |Z_k| \leq \frac{1}{\nu_k} \frac{\nu_k+n_k}{2\sqrt{\nu_k}|Z_k|} |Z_k| = \frac{1}{\nu_k} \frac{\nu_k+n_k}{2\sqrt{\nu_k}},$$

which shows that $\left\|\nabla_{\mu\nu_k}^\theta\right\|$ is bounded for all $\nu_k > 0$.

Next, we have

$$\begin{aligned}\nabla_{\Xi\Xi'}^\theta &= -(A \otimes A') K_n + \sum_{k=1}^K \frac{2S_k^2}{\nu_k+n_k} \text{vec}(A' e_k Z_k Z') \text{vec}(A' e_k Z_k Z')' \\ &\quad + \sum_{k=1}^K S_k [(Z Z_k' e_k' A \otimes A') K_n - (Z Z' \otimes A' J_k A) - (A \otimes A' e_k Z_k Z') K_n].\end{aligned}$$

The first term involves

$$\begin{aligned}\left|S_k^2 Z_{k,i} Z_{k,j} Z_{l,p} Z_{m,q}\right| &= \frac{(\nu_k+n_k)^2}{(\nu_k+Z_k' Z_k)^2} |Z_{k,i} Z_{k,j} Z_{l,p} Z_{m,q}| \\ &\leq \frac{(\nu_k+n_k)^2}{\nu_k} |Z_{l,p} Z_{m,q}| \\ &= \frac{(\nu_k+n_k)^2}{\nu_k} \left|\tilde{e}_{l,p} Z Z' \tilde{e}'_{m,q}\right| \\ &= \frac{(\nu_k+n_k)^2}{\nu_k} \left|\tilde{e}_{l,p} A \Xi_0 (X - \xi) (X - \xi)' \Xi_0' A' \tilde{e}'_{m,q}\right| \\ &= \frac{(\nu_k+n_k)^2}{\nu_k} \left|\tilde{e}_{l,p} A \Xi_0 (X X' - \xi X' - X \xi' + \xi \xi') \Xi_0' A' \tilde{e}'_{m,q}\right|, \quad \Psi_{l,p} = \tilde{e}_{l,p} A \Xi_0 \\ &\leq C_0 + C_1 \left|\Psi_{l,p} X X' \Psi'_{l,p}\right| + C_2 \left|\Psi_{l,p} \xi X' \Psi'_{l,p}\right| + C_3 \left|\Psi_{l,p} X \xi' \Psi'_{l,p}\right| \\ &\leq C_0^* + C_1^* \sum_i \sum_j |X_i X_j| + C_1^2 \sum_i |X_i|.\end{aligned}$$

Thus, if $\nu_k > 2$ for all k , we have

$$\mathbb{E}_{\theta_0} \sup_{\theta \in \Theta} \left|S_k^2 Z_{k,i} Z_{k,j} Z_{l,p} Z_{m,q}\right| \leq C_0^* + C_1^* \sum_i \sum_j \mathbb{E}_{\theta_0} |X_i X_j| + C_1^2 \sum_i \mathbb{E}_{\theta_0} |X_i| < \infty.$$

The second term involves

$$\begin{aligned}
|S_k Z_{k,i} Z_{l,j}| &= |S_k Z_{k,i}| |Z_{l,j}| \leq \frac{\nu_k + n_k}{2\sqrt{\nu_k}} |Z_{l,j}| \\
&\leq C_1^* + \sum_{k=1}^K C_2^* |X_k|, \\
\mathbb{E}_{\theta_0} \sup_{\theta \in \Theta} |S_k Z_{k,i} Z_{l,j}| &\leq C_1^* + \sum_{k=1}^K C_2^* \mathbb{E}_{\theta_0} |X_k| < \infty, \quad \text{if } \min_k \nu_k > 1. \tag{A.8}
\end{aligned}$$

The third term, $S_k (ZZ' \otimes A' J_k A)$, involves

$$\begin{aligned}
|S_k Z_{p,i} Z_{q,j}| &\leq \frac{\nu_k + n_k}{\nu_k} |Z_{p,i} Z_{q,j}| \\
&\leq C_0^* + C_1^* \sum_i \sum_j |X_i X_j| + C_1^2 \sum_i |X_i|, \\
\mathbb{E}_{\theta_0} \sup_{\theta \in \Theta} |S_k Z_{p,i} Z_{q,j}| &\leq C_0^* + C_1^* \sum_i \sum_j \mathbb{E}_{\theta_0} |X_i X_j| + C_1^2 \sum_i \mathbb{E}_{\theta_0} |X_i| \\
&< \infty, \quad \text{if } \min_k \nu_k > 2
\end{aligned}$$

Finally, the fourth term, $S_k (A \otimes A' e_k Z_k Z') K_n$, involves $|S_k Z_{k,i} Z_{l,j}|$, which satisfies $\mathbb{E}_{\theta_0} \sup_{\theta \in \Theta} |S_k Z_{k,i} Z_{l,j}| < \infty$, if $\min_k \nu_k > 1$.

Next, we have

$$\begin{aligned}
\left\| \nabla_{\Xi \nu_k}^\theta \right\| &= \frac{1}{\nu_k + n_k} \left\| (S_k - S_k^2) \text{vec} (A' e_k Z_k Z') \right\| \\
&\leq \frac{1}{\nu_k + n_k} \|S_k \text{vec} (A' e_k Z_k Z')\| + \frac{1}{\nu_k + n_k} \left\| S_k^2 \text{vec} (A' e_k Z_k Z') \right\|,
\end{aligned}$$

which involves $|S_k Z_{k,i} Z_{l,k}|$ and $|S_k^2 Z_{k,i} Z_{l,k}|$. We need $\nu_k > 1$ to ensure $\mathbb{E}_{\theta_0} \sup_{\theta \in \Theta} \left\| \nabla_{\Xi \nu_k}^\theta \right\| < \infty$ as shown earlier.

Nest, we have

$$\begin{aligned}
\left| \nabla_{\nu_k \nu_k}^\theta \right| &= \left| \frac{1}{2} \left[\psi' \left(\frac{\nu_k + n_k}{2} \right) - \frac{1}{2} \psi' \left(\frac{\nu_k}{2} \right) \right] + \frac{1}{\nu_k + n_k} (S_k^2 - S_k) + \frac{1}{\nu_k} - \frac{1}{\nu_k + Z_k' Z_k} \right| \\
&\leq \frac{1}{2} \psi' \left(\frac{\nu_k + n_k}{2} \right) + \frac{1}{2} \psi' \left(\frac{\nu_k}{2} \right) + \frac{1}{\nu_k + n_k} S_k^2 + \frac{1}{\nu_k + n_k} S_k + \frac{1}{\nu_k} + \frac{1}{\nu_k + Z_k' Z_k} \\
&\leq \frac{1}{2} \psi' \left(\frac{\nu_k + n_k}{2} \right) + \frac{1}{2} \psi' \left(\frac{\nu_k}{2} \right) + \frac{1}{\nu_k + n_k} \frac{(\nu_k + n_k)^2}{\nu_k^2} + \frac{1}{\nu_k + n_k} \frac{\nu_k + n_k}{\nu_k} + \frac{1}{\nu_k} + \frac{1}{\nu_k} \\
&< \infty.
\end{aligned}$$

This verifies condition (iv) and completes the proof. \square

Supplemental Material for ‘Convolution- t Distributions’

General Moments of Convolution- t Distributions

The r -th moment of $Y_1 = \mu + \beta'X$ exists if and only if $r < \nu_{\min} \equiv \min_k(\nu_k)$, and all odd moments, less than ν_{\min} , are zero because a convolution of symmetric distributions is symmetric. I.e. $\mathbb{E}(Y_1 - \mu)^r = 0$ for $r = 2m - 1$ for some $m \in \mathbb{N}$, provided $r < \nu_{\min}$. We derived the 2nd and 4th centralized moments, $\mathbb{E}(Y_1 - \mu)^2$ and $\mathbb{E}(Y_1 - \mu)^4$, in Theorem 2.

The r -th moment of $Y_1 = \mu + \beta'X$ exists if and only if $r < \nu_{\min} \equiv \min_k(\nu_k)$, and all odd moments, less than ν_{\min} , are zero because a convolution of symmetric distributions is symmetric. General moments, including fractional moments, $r > 0$, can be obtained with the method in Kawata (1972, Theorem 11.4.4), which states,

$$\mathbb{E}|Y_1|^r = C_{p,r} \int_0^\infty s^{-(1+r)} \left[-\operatorname{Re}[\varphi_{Y_1}(s)] + \sum_{k=0}^p \frac{s^{2k}}{(2k)!} \varphi_{Y_1}^{(2k)}(0) \right] ds,$$

where $p = \lfloor r/2 \rfloor$ and $C_{p,r}$ is the positive constant given by

$$C_{p,r} = \int_0^\infty \left[L_p(x)/x^{1+r} \right] dx, \quad L_p(x) = -\cos x + \sum_{k=0}^p (-1)^k \frac{x^{2k}}{(2k)!}.$$

For small moments, $0 < r < 2$, this expression simplifies to

$$\mathbb{E}|Y_1|^r = \frac{r(1-r)}{\Gamma(2-r)} \frac{1}{\sin[(1-r)\pi/2]} \int_0^\infty \frac{1 - \operatorname{Re}[\varphi_{Y_1}(s)]}{s^{1+r}} ds.$$

The coefficient of the integral on the right-hand side is interpreted to be $2/\pi$ when $r = 1$.

And because $\varphi_{Y_1}(s) = e^{is\mu} \prod_{k=1}^K \phi_{\nu_k}(\omega_k s)$ with

$$\phi_\nu(s) = \frac{K_{\frac{\nu}{2}}(\sqrt{\nu}|s|)(\sqrt{\nu}|s|)^{\frac{1}{2}\nu}}{\Gamma(\frac{\nu}{2}) 2^{\frac{\nu}{2}-1}}, \quad \text{for } s \in \mathbb{R},$$

The derivatives of $\varphi_{Y_1}(s)$ with respect to s uses the following formula

$$\frac{\partial K_\nu(z)}{\partial z} = \frac{\nu}{z} K_\nu(z) - K_{\nu+1}(z).$$

Simulation Results for Non-Standard Situations

Simulations with Small Samples

In Table S.1, we conduct a simulation study with $T = 50, 100, 200, 400$, based on 50,000 Monte-Carlo simulations. Distributional specification is the same as in Section 3.4.

Simulations when $\min_k \nu_k \leq 2$

We conduct a simulation study to investigate the asymptotic properties of the maximum likelihood estimators when $\min_k \nu_k \leq 2$. To provide a straightforward investigation for the effects of different values of degree of freedom, we focus on the case when Ξ is an identity matrix, μ are zeros, and $\nu_1 = \nu_2 = \nu^*$. The trivariate system is given by

$$\mu = \begin{bmatrix} 0 \\ 0 \\ 0 \end{bmatrix}, \quad \Xi = \begin{bmatrix} 1 & 0 & 0 \\ 0 & 1 & 0 \\ 0 & 0 & 1 \end{bmatrix}, \quad \nu = \begin{bmatrix} \nu^* \\ \nu^* \\ \nu^* \end{bmatrix}$$

where the first two elements belong to one group, i.e. $n_1 = 1$ and $n_2 = 2$. We conduct a simulation study for several values of $\nu^* = 2, 3/2, 1, 1/2$. To examine the converge rate of different parameters, for each value of degree of freedom, we adopt $T = 500, 1000, 2000, 4000$, based on 50,000 Monte-Carlo simulations. We report the mean, standard deviation of the estimated parameters $\text{Std}(\hat{\theta})$, and two tails parameters, $\alpha_L^{0.025}$ and $\alpha_R^{0.025}$, defined below

$$\alpha_L^{0.025} = \frac{1}{T} \sum_{t=1}^T \left[\frac{\hat{\theta}_t - \theta}{\text{Std}(\hat{\theta})} < -1.96 \right], \quad \alpha_R^{0.025} = \frac{1}{T} \sum_{t=1}^T \left[\frac{\hat{\theta}_t - \theta}{\text{Std}(\hat{\theta})} > 1.96 \right]$$

and we will have $\alpha_L^{0.025} \rightarrow 0.025$ and $\alpha_R^{0.025} \rightarrow 0.025$ if $\hat{\theta}_t$ is approximately normally distributed. We also include the ratio of standard deviations R_σ , defined as

$$R_\sigma(T) = \frac{\text{Std}(\hat{\theta}|\frac{T}{2})}{\text{Std}(\hat{\theta}|T)}, \quad \text{for } T = 500, 1000, 2000, 4000.$$

If the converge rate is \sqrt{T} , we should have $R_\sigma(T) \rightarrow \sqrt{2} \approx 1.4142$ when $T \rightarrow \infty$. Note that we also conduct a simulation with $T = 250$ to provide the $\text{Std}(\hat{\theta})$ for $R_\sigma(500)$.

Tables S.2-S.5 present the simulation results for $\nu^* = 2, 3/2, 1, 1/2$, accordingly. Interestingly, the estimates of the inverse degree of freedom parameter, appear to be well-approximated by a Gaussian distribution in all these designs. Figures S.1-S.4 present histograms of the elements of $\hat{\Xi}$ for the sample size $T = 4,000$ for $\nu^* = 2, 3/2, 1, 1/2$, accordingly. These designs have degrees of freedom that are smaller than the range covered by Theorem 7, and the histograms reveal a non-Gaussian limit distribution for all $\hat{\Xi}$ -elements, which is most pronounced for the elements in the off-diagonal blocks.

Table S.1: Simulations with Small Samples

| | True | Mean | Std | aStd | $\alpha_L^{0.025}$ | $\alpha_R^{0.025}$ | Mean | Std | aStd | $\alpha_L^{0.025}$ | $\alpha_R^{0.025}$ | |
|--------------|--------|--------|--------|-----------|--------------------|--------------------|--------|--------|--------|--------------------|--------------------|--|
| | | | | $T = 50$ | | | | | | $T = 100$ | | |
| μ_1 | 0.1000 | 0.1006 | 0.1170 | 0.1117 | 0.0309 | 0.0315 | 0.1006 | 0.0811 | 0.0790 | 0.0284 | 0.0293 | |
| μ_2 | 0.2000 | 0.2011 | 0.1457 | 0.1404 | 0.0290 | 0.0302 | 0.2006 | 0.1013 | 0.0993 | 0.0270 | 0.0284 | |
| μ_3 | 0.3000 | 0.3007 | 0.1486 | 0.1442 | 0.0283 | 0.0287 | 0.3004 | 0.1035 | 0.1020 | 0.0263 | 0.0263 | |
| | 0.6000 | 0.5119 | 0.1434 | 0.1203 | 0.1352 | 0.0109 | 0.5562 | 0.1057 | 0.0851 | 0.0953 | 0.0185 | |
| | 0.5000 | 0.4265 | 0.2029 | 0.1581 | 0.1072 | 0.0295 | 0.4630 | 0.1562 | 0.1118 | 0.0908 | 0.0429 | |
| | 0.4000 | 0.3398 | 0.2261 | 0.1645 | 0.1031 | 0.0424 | 0.3708 | 0.1735 | 0.1163 | 0.0897 | 0.0572 | |
| vec(Ξ) | 0.3000 | 0.3126 | 0.1770 | 0.1426 | 0.0530 | 0.0660 | 0.3074 | 0.1368 | 0.1009 | 0.0608 | 0.0750 | |
| | 0.7000 | 0.6720 | 0.1650 | 0.1429 | 0.0687 | 0.0216 | 0.6880 | 0.1256 | 0.1010 | 0.0652 | 0.0358 | |
| | 0.2000 | 0.2069 | 0.1180 | 0.0993 | 0.0509 | 0.0469 | 0.2040 | 0.0900 | 0.0702 | 0.0550 | 0.0585 | |
| | 0.1000 | 0.1188 | 0.1564 | 0.1237 | 0.0462 | 0.0760 | 0.1093 | 0.1217 | 0.0874 | 0.0579 | 0.0794 | |
| | 0.2000 | 0.2069 | 0.1180 | 0.0993 | 0.0509 | 0.0469 | 0.2040 | 0.0900 | 0.0702 | 0.0550 | 0.0585 | |
| | 0.8000 | 0.7532 | 0.1581 | 0.1345 | 0.0829 | 0.0153 | 0.7774 | 0.1176 | 0.0951 | 0.0718 | 0.0243 | |
| $1/\nu_1$ | 0.2500 | 0.2702 | 0.1699 | 0.1464 | 0.0000 | 0.0595 | 0.2531 | 0.1147 | 0.1035 | 0.0543 | 0.0368 | |
| $1/\nu_2$ | 0.1250 | 0.1232 | 0.0998 | 0.0884 | 0.0000 | 0.0508 | 0.1195 | 0.0698 | 0.0625 | 0.0752 | 0.0350 | |
| | | | | $T = 200$ | | | | | | $T = 400$ | | |
| μ_1 | 0.1000 | 0.1000 | 0.0567 | 0.0559 | 0.0279 | 0.0268 | 0.1000 | 0.0397 | 0.0395 | 0.0237 | 0.0245 | |
| μ_2 | 0.2000 | 0.1997 | 0.0711 | 0.0702 | 0.0270 | 0.0256 | 0.2001 | 0.0498 | 0.0496 | 0.0248 | 0.0261 | |
| μ_3 | 0.3000 | 0.3001 | 0.0725 | 0.0721 | 0.0262 | 0.0259 | 0.3000 | 0.0512 | 0.0510 | 0.0252 | 0.0249 | |
| | 0.6000 | 0.5824 | 0.0698 | 0.0602 | 0.0577 | 0.0246 | 0.5937 | 0.0449 | 0.0425 | 0.0351 | 0.0271 | |
| | 0.5000 | 0.4855 | 0.1034 | 0.0790 | 0.0621 | 0.0445 | 0.4949 | 0.0636 | 0.0559 | 0.0411 | 0.0379 | |
| | 0.4000 | 0.3882 | 0.1119 | 0.0822 | 0.0616 | 0.0506 | 0.3960 | 0.0672 | 0.0581 | 0.0415 | 0.0407 | |
| vec(Ξ) | 0.3000 | 0.3017 | 0.0923 | 0.0713 | 0.0527 | 0.0555 | 0.3002 | 0.0574 | 0.0504 | 0.0395 | 0.0398 | |
| | 0.7000 | 0.6945 | 0.0861 | 0.0714 | 0.0530 | 0.0364 | 0.6976 | 0.0554 | 0.0505 | 0.0393 | 0.0305 | |
| | 0.2000 | 0.2013 | 0.0601 | 0.0496 | 0.0464 | 0.0458 | 0.2003 | 0.0386 | 0.0351 | 0.0366 | 0.0336 | |
| | 0.1000 | 0.1036 | 0.0803 | 0.0618 | 0.0492 | 0.0580 | 0.1010 | 0.0499 | 0.0437 | 0.0388 | 0.0413 | |
| | 0.2000 | 0.2013 | 0.0601 | 0.0496 | 0.0464 | 0.0458 | 0.2003 | 0.0386 | 0.0351 | 0.0366 | 0.0336 | |
| | 0.8000 | 0.7915 | 0.0792 | 0.0672 | 0.0513 | 0.0293 | 0.7965 | 0.0509 | 0.0475 | 0.0385 | 0.0263 | |
| $1/\nu_1$ | 0.2500 | 0.2504 | 0.0781 | 0.0732 | 0.0356 | 0.0307 | 0.2498 | 0.0533 | 0.0518 | 0.0306 | 0.0264 | |
| $1/\nu_2$ | 0.1250 | 0.1210 | 0.0476 | 0.0442 | 0.0462 | 0.0261 | 0.1230 | 0.0324 | 0.0313 | 0.0345 | 0.0251 | |

Note: The mean, standard deviation of the MLE estimated parameters for convolution- t distribution. The asymptotic standard deviations are also included for comparison. we conduct a simulation study with sample sizes $T = 50, 100, 200, 400$, based on 50,000 Monte-Carlo simulations.

Table S.2: Simulations with $\nu = 2$

| | True | Mean | Std | $\alpha_L^{0.025}$ | $\alpha_R^{0.025}$ | R_σ | Mean | Std | $\alpha_L^{0.025}$ | $\alpha_R^{0.025}$ | R_σ |
|--------------|------|-------------|--------|--------------------|--------------------|------------|-------------|--------|--------------------|--------------------|------------|
| | | $T = 500$ | | | | | $T = 1,000$ | | | | |
| μ_1 | 0 | 0.0002 | 0.0579 | 0.0250 | 0.0256 | 1.4332 | 0.0001 | 0.0407 | 0.0246 | 0.0246 | 1.4220 |
| μ_2 | 0 | 0.0003 | 0.0548 | 0.0250 | 0.0242 | 1.4184 | 0.0002 | 0.0387 | 0.0253 | 0.0255 | 1.4152 |
| μ_3 | 0 | 0.0006 | 0.0550 | 0.0231 | 0.0261 | 1.4125 | 0.0001 | 0.0390 | 0.0253 | 0.0250 | 1.4089 |
| | 1 | 0.9971 | 0.0635 | 0.0236 | 0.0272 | 1.4172 | 0.9986 | 0.0443 | 0.0232 | 0.0270 | 1.4324 |
| | 0 | 0.0000 | 0.0233 | 0.0296 | 0.0291 | 1.5733 | 0.0000 | 0.0154 | 0.0290 | 0.0290 | 1.5108 |
| | 0 | 0.0002 | 0.0235 | 0.0281 | 0.0290 | 1.5541 | 0.0001 | 0.0154 | 0.0280 | 0.0293 | 1.5256 |
| vec(Ξ) | 0 | 0.0001 | 0.0255 | 0.0296 | 0.0284 | 1.5660 | 0.0000 | 0.0166 | 0.0280 | 0.0279 | 1.5324 |
| | 1 | 0.9979 | 0.0526 | 0.0230 | 0.0273 | 1.4247 | 0.9990 | 0.0371 | 0.0237 | 0.0255 | 1.4179 |
| | 0 | 0.0002 | 0.0274 | 0.0252 | 0.0250 | 1.4121 | 0.0000 | 0.0194 | 0.0247 | 0.0249 | 1.4113 |
| | 0 | 0.0000 | 0.0253 | 0.0279 | 0.0288 | 1.5845 | 0.0000 | 0.0166 | 0.0281 | 0.0276 | 1.5259 |
| | 0 | 0.0002 | 0.0274 | 0.0252 | 0.0250 | 1.4121 | 0.0000 | 0.0194 | 0.0247 | 0.0249 | 1.4113 |
| | 1 | 0.9974 | 0.0527 | 0.0244 | 0.0264 | 1.4205 | 0.9989 | 0.0373 | 0.0235 | 0.0270 | 1.4121 |
| $1/\nu_1$ | 0.5 | 0.4997 | 0.0574 | 0.0256 | 0.0253 | 1.4402 | 0.4998 | 0.0404 | 0.0254 | 0.0239 | 1.4202 |
| $1/\nu_2$ | 0.5 | 0.5001 | 0.0452 | 0.0239 | 0.0265 | 1.4277 | 0.4995 | 0.0318 | 0.0247 | 0.0243 | 1.4205 |
| | | $T = 2,000$ | | | | | $T = 4,000$ | | | | |
| μ_1 | 0 | 0.0000 | 0.0290 | 0.0249 | 0.0251 | 1.4019 | 0.0001 | 0.0203 | 0.0246 | 0.0251 | 1.4308 |
| μ_2 | 0 | 0.0001 | 0.0275 | 0.0241 | 0.0251 | 1.4098 | 0.0000 | 0.0194 | 0.0252 | 0.0243 | 1.4196 |
| μ_3 | 0 | 0.0002 | 0.0275 | 0.0244 | 0.0259 | 1.4190 | 0.0001 | 0.0194 | 0.0240 | 0.0251 | 1.4188 |
| | 1 | 0.9992 | 0.0316 | 0.0255 | 0.0249 | 1.4036 | 0.9997 | 0.0222 | 0.0246 | 0.0264 | 1.4228 |
| | 0 | 0.0000 | 0.0101 | 0.0282 | 0.0279 | 1.5207 | 0.0000 | 0.0068 | 0.0287 | 0.0290 | 1.4903 |
| | 0 | 0.0001 | 0.0102 | 0.0278 | 0.0288 | 1.5194 | 0.0001 | 0.0068 | 0.0292 | 0.0283 | 1.4906 |
| vec(Ξ) | 0 | 0.0000 | 0.0109 | 0.0283 | 0.0276 | 1.5258 | 0.0000 | 0.0074 | 0.0276 | 0.0275 | 1.4805 |
| | 1 | 0.9994 | 0.0262 | 0.0254 | 0.0247 | 1.4175 | 0.9997 | 0.0185 | 0.0246 | 0.0258 | 1.4158 |
| | 0 | 0.0001 | 0.0137 | 0.0254 | 0.0257 | 1.4156 | 0.0000 | 0.0097 | 0.0250 | 0.0254 | 1.4177 |
| | 0 | 0.0001 | 0.0109 | 0.0278 | 0.0268 | 1.5125 | 0.0000 | 0.0073 | 0.0274 | 0.0279 | 1.4951 |
| | 0 | 0.0001 | 0.0137 | 0.0254 | 0.0257 | 1.4156 | 0.0000 | 0.0097 | 0.0250 | 0.0254 | 1.4177 |
| | 1 | 0.9995 | 0.0262 | 0.0241 | 0.0263 | 1.4239 | 0.9998 | 0.0186 | 0.0239 | 0.0251 | 1.4087 |
| $1/\nu_1$ | 0.5 | 0.4999 | 0.0285 | 0.0253 | 0.0253 | 1.4172 | 0.5000 | 0.0201 | 0.0245 | 0.0247 | 1.4176 |
| $1/\nu_2$ | 0.5 | 0.4999 | 0.0223 | 0.0255 | 0.0246 | 1.4241 | 0.4999 | 0.0158 | 0.0255 | 0.0251 | 1.4127 |

Note: The mean, standard deviation of the MLE estimated parameters for convolution- t distribution when $\nu_1 = \nu_2 = 2$. We conduct a simulation study with sample sizes $T = 500, 1000, 2000, 4000$, based on 50,000 Monte-Carlo simulations. This design has $\nu_1 = \nu_2 = 2$ that is outside the range covered by the results in Theorem 7. The shaded regions highlights the coefficients in the off-diagonal blocks of Ξ , which appear to converge at a faster rate.

Table S.3: Simulations with $\nu = 3/2$

| | True | Mean | Std | $\alpha_L^{0.025}$ | $\alpha_R^{0.025}$ | R_σ | Mean | Std | $\alpha_L^{0.025}$ | $\alpha_R^{0.025}$ | R_σ |
|--------------|--------|-------------|--------|--------------------|--------------------|------------|-------------|--------|--------------------|--------------------|------------|
| | | $T = 500$ | | | | | $T = 1,000$ | | | | |
| μ_1 | 0 | 0.0002 | 0.0604 | 0.0246 | 0.0256 | 1.4275 | 0.0002 | 0.0423 | 0.0246 | 0.0255 | 1.4279 |
| μ_2 | 0 | 0.0003 | 0.0564 | 0.0246 | 0.0248 | 1.4171 | 0.0003 | 0.0398 | 0.0259 | 0.0247 | 1.4167 |
| μ_3 | 0 | 0.0005 | 0.0565 | 0.0243 | 0.0243 | 1.4226 | 0.0001 | 0.0397 | 0.0254 | 0.0256 | 1.4230 |
| | 1 | 0.9964 | 0.0679 | 0.0233 | 0.0260 | 1.4210 | 0.9982 | 0.0474 | 0.0242 | 0.0260 | 1.4336 |
| | 0 | 0.0000 | 0.0142 | 0.0321 | 0.0320 | 1.6632 | 0.0001 | 0.0086 | 0.0324 | 0.0310 | 1.6536 |
| | 0 | 0.0000 | 0.0142 | 0.0320 | 0.0317 | 1.6913 | 0.0000 | 0.0086 | 0.0314 | 0.0307 | 1.6453 |
| vec(Ξ) | 0 | 0.0000 | 0.0160 | 0.0298 | 0.0306 | 1.6909 | 0.0001 | 0.0099 | 0.0292 | 0.0314 | 1.6173 |
| | 1 | 0.9971 | 0.0559 | 0.0240 | 0.0255 | 1.4228 | 0.9986 | 0.0397 | 0.0238 | 0.0256 | 1.4066 |
| | 0 | 0.0000 | 0.0280 | 0.0246 | 0.0258 | 1.4208 | 0.0001 | 0.0199 | 0.0242 | 0.0252 | 1.4077 |
| | 0 | 0.0001 | 0.0162 | 0.0293 | 0.0315 | 1.6665 | 0.0000 | 0.0098 | 0.0299 | 0.0299 | 1.6539 |
| | 0 | 0.0000 | 0.0280 | 0.0246 | 0.0258 | 1.4208 | 0.0001 | 0.0199 | 0.0242 | 0.0252 | 1.4077 |
| | 1 | 0.9970 | 0.0557 | 0.0234 | 0.0259 | 1.4266 | 0.9987 | 0.0396 | 0.0236 | 0.0261 | 1.4069 |
| $1/\nu_1$ | 0.6667 | 0.6669 | 0.0650 | 0.0245 | 0.0262 | 1.4305 | 0.6669 | 0.0457 | 0.0242 | 0.0266 | 1.4219 |
| $1/\nu_2$ | 0.6667 | 0.6674 | 0.0527 | 0.0228 | 0.0268 | 1.4173 | 0.6667 | 0.0372 | 0.0243 | 0.0260 | 1.4167 |
| | | $T = 2,000$ | | | | | $T = 4,000$ | | | | |
| μ_1 | 0 | 0.0000 | 0.0300 | 0.0250 | 0.0255 | 1.4115 | 0.0001 | 0.0212 | 0.0250 | 0.0257 | 1.4120 |
| μ_2 | 0 | 0.0001 | 0.0280 | 0.0246 | 0.0259 | 1.4215 | 0.0001 | 0.0198 | 0.0245 | 0.0245 | 1.4152 |
| μ_3 | 0 | 0.0000 | 0.0279 | 0.0247 | 0.0240 | 1.4219 | 0.0000 | 0.0198 | 0.0244 | 0.0253 | 1.4073 |
| | 1 | 0.9990 | 0.0335 | 0.0247 | 0.0252 | 1.4136 | 0.9994 | 0.0236 | 0.0258 | 0.0239 | 1.4205 |
| | 0 | 0.0000 | 0.0053 | 0.0310 | 0.0312 | 1.6105 | 0.0000 | 0.0033 | 0.0319 | 0.0320 | 1.6321 |
| | 0 | 0.0000 | 0.0053 | 0.0322 | 0.0307 | 1.6211 | 0.0000 | 0.0033 | 0.0325 | 0.0313 | 1.6264 |
| vec(Ξ) | 0 | 0.0000 | 0.0060 | 0.0305 | 0.0291 | 1.6457 | 0.0000 | 0.0037 | 0.0310 | 0.0297 | 1.6102 |
| | 1 | 0.9992 | 0.0279 | 0.0250 | 0.0238 | 1.4268 | 0.9997 | 0.0198 | 0.0241 | 0.0252 | 1.4080 |
| | 0 | 0.0000 | 0.0140 | 0.0250 | 0.0241 | 1.4205 | 0.0000 | 0.0100 | 0.0254 | 0.0256 | 1.4084 |
| | 0 | 0.0000 | 0.0060 | 0.0311 | 0.0289 | 1.6245 | 0.0000 | 0.0037 | 0.0306 | 0.0313 | 1.6164 |
| | 0 | 0.0000 | 0.0140 | 0.0250 | 0.0241 | 1.4205 | 0.0000 | 0.0100 | 0.0254 | 0.0256 | 1.4084 |
| | 1 | 0.9992 | 0.0280 | 0.0250 | 0.0249 | 1.4160 | 0.9997 | 0.0197 | 0.0239 | 0.0256 | 1.4166 |
| $1/\nu_1$ | 0.6667 | 0.6669 | 0.0321 | 0.0235 | 0.0257 | 1.4226 | 0.6667 | 0.0227 | 0.0260 | 0.0242 | 1.4135 |
| $1/\nu_2$ | 0.6667 | 0.6666 | 0.0262 | 0.0239 | 0.0250 | 1.4183 | 0.6668 | 0.0185 | 0.0241 | 0.0261 | 1.4209 |

Note: The mean, standard deviation of the MLE estimated parameters for convolution- t distribution $\nu_1 = \nu_2 = 3/2$. We conduct a simulation study with sample sizes $T = 500, 1000, 2000, 4000$, based on 50,000 Monte-Carlo simulations. This design has $\nu_1 = \nu_2 = 3/2$ that is outside the range covered by the results in Theorem 7. The shaded regions highlights the coefficients in the off-diagonal blocks of Ξ , which appear to converge at a faster rate.

Table S.4: Simulations with $\nu = 1$

| | True | Mean | Std | $\alpha_L^{0.025}$ | $\alpha_R^{0.025}$ | R_σ | Mean | Std | $\alpha_L^{0.025}$ | $\alpha_R^{0.025}$ | R_σ |
|--------------|------|--------|--------|--------------------|--------------------|-------------|--------|--------|--------------------|--------------------|------------|
| $T = 500$ | | | | | | $T = 1,000$ | | | | | |
| μ_1 | 0 | 0.0012 | 0.0571 | 0.0251 | 0.0273 | 1.4230 | 0.0006 | 0.0406 | 0.0254 | 0.0281 | 1.4068 |
| μ_2 | 0 | 0.0009 | 0.0530 | 0.0253 | 0.0275 | 1.4164 | 0.0006 | 0.0377 | 0.0243 | 0.0279 | 1.4067 |
| μ_3 | 0 | 0.0015 | 0.0531 | 0.0240 | 0.0287 | 1.4141 | 0.0006 | 0.0375 | 0.0256 | 0.0266 | 1.4168 |
| | 1 | 0.9970 | 0.0662 | 0.0236 | 0.0291 | 1.4115 | 0.9981 | 0.0467 | 0.0256 | 0.0275 | 1.4180 |
| | 0 | 0.0000 | 0.0046 | 0.0311 | 0.0316 | 2.0418 | 0.0000 | 0.0023 | 0.0322 | 0.0310 | 2.0194 |
| | 0 | 0.0000 | 0.0046 | 0.0312 | 0.0297 | 1.9968 | 0.0000 | 0.0023 | 0.0308 | 0.0308 | 2.0126 |
| vec(Ξ) | 0 | 0.0000 | 0.0058 | 0.0308 | 0.0317 | 2.0385 | 0.0000 | 0.0030 | 0.0320 | 0.0319 | 1.9756 |
| | 1 | 0.9982 | 0.0542 | 0.0243 | 0.0281 | 1.4208 | 0.9995 | 0.0388 | 0.0244 | 0.0280 | 1.3956 |
| | 0 | 0.0004 | 0.0286 | 0.0254 | 0.0257 | 1.4143 | 0.0001 | 0.0201 | 0.0249 | 0.0258 | 1.4202 |
| | 0 | 0.0000 | 0.0059 | 0.0313 | 0.0314 | 2.0388 | 0.0000 | 0.0029 | 0.0314 | 0.0312 | 1.9978 |
| | 0 | 0.0004 | 0.0286 | 0.0254 | 0.0257 | 1.4143 | 0.0001 | 0.0201 | 0.0249 | 0.0258 | 1.4202 |
| | 1 | 0.9975 | 0.0546 | 0.0244 | 0.0281 | 1.4134 | 0.9993 | 0.0388 | 0.0238 | 0.0282 | 1.4048 |
| $1/\nu_1$ | 1 | 1.0016 | 0.0690 | 0.0245 | 0.0294 | 1.4058 | 1.0008 | 0.0492 | 0.0262 | 0.0275 | 1.4023 |
| $1/\nu_2$ | 1 | 1.0017 | 0.0612 | 0.0232 | 0.0290 | 1.4062 | 1.0006 | 0.0431 | 0.0245 | 0.0293 | 1.4188 |
| $T = 2,000$ | | | | | | $T = 4,000$ | | | | | |
| μ_1 | 0 | 0.0005 | 0.0287 | 0.0246 | 0.0283 | 1.4114 | 0.0003 | 0.0204 | 0.0257 | 0.0279 | 1.4078 |
| μ_2 | 0 | 0.0003 | 0.0266 | 0.0260 | 0.0269 | 1.4149 | 0.0001 | 0.0189 | 0.0262 | 0.0259 | 1.4100 |
| μ_3 | 0 | 0.0003 | 0.0266 | 0.0259 | 0.0272 | 1.4115 | 0.0002 | 0.0188 | 0.0259 | 0.0267 | 1.4125 |
| | 1 | 0.9990 | 0.0331 | 0.0253 | 0.0281 | 1.4108 | 0.9996 | 0.0234 | 0.0268 | 0.0274 | 1.4113 |
| | 0 | 0.0000 | 0.0011 | 0.0308 | 0.0311 | 1.9808 | 0.0000 | 0.0006 | 0.0301 | 0.0319 | 2.0367 |
| | 0 | 0.0000 | 0.0011 | 0.0304 | 0.0312 | 2.0205 | 0.0000 | 0.0006 | 0.0309 | 0.0313 | 2.0302 |
| vec(Ξ) | 0 | 0.0000 | 0.0015 | 0.0320 | 0.0304 | 2.0041 | 0.0000 | 0.0007 | 0.0315 | 0.0311 | 2.0121 |
| | 1 | 0.9999 | 0.0275 | 0.0237 | 0.0286 | 1.4132 | 0.9997 | 0.0196 | 0.0257 | 0.0274 | 1.3995 |
| | 0 | 0.0001 | 0.0142 | 0.0250 | 0.0259 | 1.4159 | 0.0001 | 0.0100 | 0.0243 | 0.0268 | 1.4223 |
| | 0 | 0.0000 | 0.0015 | 0.0306 | 0.0314 | 2.0211 | 0.0000 | 0.0007 | 0.0303 | 0.0308 | 1.9923 |
| | 0 | 0.0001 | 0.0142 | 0.0250 | 0.0259 | 1.4159 | 0.0001 | 0.0100 | 0.0243 | 0.0268 | 1.4223 |
| | 1 | 0.9997 | 0.0276 | 0.0262 | 0.0278 | 1.4079 | 0.9999 | 0.0197 | 0.0252 | 0.0278 | 1.3992 |
| $1/\nu_1$ | 1 | 1.0003 | 0.0347 | 0.0263 | 0.0282 | 1.4183 | 1.0004 | 0.0246 | 0.0259 | 0.0286 | 1.4120 |
| $1/\nu_2$ | 1 | 1.0004 | 0.0306 | 0.0254 | 0.0282 | 1.4095 | 1.0002 | 0.0217 | 0.0251 | 0.0278 | 1.4110 |

Note: The mean, standard deviation of the MLE estimated parameters for convolution- t distribution $\nu_1 = \nu_2 = 1$. We conduct a simulation study with sample sizes $T = 500, 1000, 2000, 4000$, based on 50,000 Monte-Carlo simulations. This design has $\nu_1 = \nu_2 = 1$ that is outside the range covered by the results in Theorem 7. The shaded regions highlights the coefficients in the off-diagonal blocks of Ξ , which appear to converge at a faster rate.

Table S.5: Simulations with $\nu = 1/2$

| | True | Mean | Std | $\alpha_L^{0.025}$ | $\alpha_R^{0.025}$ | R_σ | Mean | Std | $\alpha_L^{0.025}$ | $\alpha_R^{0.025}$ | R_σ |
|--------------|------|-------------|---------------------|--------------------|--------------------|------------|-------------|---------------------|--------------------|--------------------|------------|
| | | $T = 500$ | | | | | $T = 1,000$ | | | | |
| μ_1 | 0 | 0.0008 | 0.0519 | 0.0320 | 0.0287 | 1.4181 | 0.0006 | 0.0362 | 0.0311 | 0.0292 | 1.4329 |
| μ_2 | 0 | 0.0008 | 0.0469 | 0.0303 | 0.0303 | 1.4207 | 0.0001 | 0.0332 | 0.0315 | 0.0287 | 1.4112 |
| μ_3 | 0 | 0.0004 | 0.0473 | 0.0310 | 0.0286 | 1.4094 | 0.0002 | 0.0333 | 0.0325 | 0.0282 | 1.4213 |
| | 1 | 0.9962 | 0.0646 | 0.0333 | 0.0286 | 1.4107 | 0.9977 | 0.0459 | 0.0336 | 0.0273 | 1.4083 |
| | 0 | 0.0000 | 1.0261 [†] | 0.0180 | 0.0188 | 3.9108 | 0.0000 | 0.2622 [†] | 0.0183 | 0.0178 | 3.9136 |
| | 0 | 0.0000 | 1.0403 [†] | 0.0178 | 0.0190 | 3.7635 | 0.0000 | 0.2644 [†] | 0.0184 | 0.0179 | 3.9347 |
| vec(Ξ) | 0 | 0.0000 | 1.5685 [†] | 0.0217 | 0.0217 | 4.1445 | 0.0000 | 0.4179 [†] | 0.0208 | 0.0213 | 3.7537 |
| | 1 | 0.9989 | 0.0506 | 0.0306 | 0.0297 | 1.4193 | 0.9995 | 0.0363 | 0.0311 | 0.0312 | 1.3929 |
| | 0 | 0.0004 | 0.0271 | 0.0269 | 0.0277 | 1.4190 | 0.0002 | 0.0190 | 0.0279 | 0.0283 | 1.4270 |
| | 0 | 0.0000 | 1.5737 [†] | 0.0211 | 0.0215 | 4.0704 | 0.0000 | 0.4232 [†] | 0.0207 | 0.0211 | 3.7182 |
| | 0 | 0.0004 | 0.0271 | 0.0269 | 0.0277 | 1.4190 | 0.0002 | 0.0190 | 0.0279 | 0.0283 | 1.4270 |
| | 1 | 0.9989 | 0.0509 | 0.0299 | 0.0312 | 1.4046 | 0.9993 | 0.0360 | 0.0315 | 0.0289 | 1.4131 |
| $1/\nu_1$ | 2 | 2.0026 | 0.1201 | 0.0221 | 0.0283 | 1.4040 | 2.0012 | 0.0841 | 0.0226 | 0.0267 | 1.4293 |
| $1/\nu_2$ | 2 | 2.0018 | 0.1089 | 0.0219 | 0.0286 | 1.4223 | 2.0010 | 0.0768 | 0.0236 | 0.0262 | 1.4173 |
| | | $T = 2,000$ | | | | | $T = 4,000$ | | | | |
| μ_1 | 0 | 0.0001 | 0.0263 | 0.0332 | 0.0288 | 1.3797 | 0.0001 | 0.0190 | 0.0318 | 0.0292 | 1.3828 |
| μ_2 | 0 | 0.0002 | 0.0239 | 0.0339 | 0.0271 | 1.3910 | 0.0000 | 0.0173 | 0.0314 | 0.0281 | 1.3815 |
| μ_3 | 0 | 0.0000 | 0.0237 | 0.0313 | 0.0280 | 1.4020 | 0.0001 | 0.0173 | 0.0308 | 0.0288 | 1.3673 |
| | 1 | 0.9989 | 0.0325 | 0.0353 | 0.0290 | 1.4099 | 0.9993 | 0.0240 | 0.0350 | 0.0282 | 1.3547 |
| | 0 | 0.0000 | 0.0658 [†] | 0.0176 | 0.0185 | 3.9835 | 0.0000 | 0.0160 [†] | 0.0173 | 0.0175 | 4.1040 |
| | 0 | 0.0000 | 0.0675 [†] | 0.0171 | 0.0179 | 3.9150 | 0.0000 | 0.0153 [†] | 0.0188 | 0.0188 | 4.4151 |
| vec(Ξ) | 0 | 0.0000 | 0.1058 [†] | 0.0195 | 0.0215 | 3.9487 | 0.0000 | 0.0257 [†] | 0.0213 | 0.0218 | 4.1253 |
| | 1 | 0.9997 | 0.0259 | 0.0313 | 0.0296 | 1.4041 | 0.9998 | 0.0190 | 0.0314 | 0.0302 | 1.3608 |
| | 0 | 0.0001 | 0.0136 | 0.0282 | 0.0277 | 1.3949 | 0.0001 | 0.0097 | 0.0280 | 0.0280 | 1.3985 |
| | 0 | 0.0000 | 0.1071 [†] | 0.0200 | 0.0216 | 3.9518 | 0.0000 | 0.0262 [†] | 0.0207 | 0.0210 | 4.0892 |
| | 0 | 0.0001 | 0.0136 | 0.0282 | 0.0277 | 1.3949 | 0.0001 | 0.0097 | 0.0280 | 0.0280 | 1.3985 |
| | 1 | 0.9997 | 0.0259 | 0.0315 | 0.0303 | 1.3908 | 0.9997 | 0.0190 | 0.0320 | 0.0287 | 1.3608 |
| $1/\nu_1$ | 2 | 2.0006 | 0.0596 | 0.0242 | 0.0257 | 1.4109 | 2.0004 | 0.0423 | 0.0240 | 0.0264 | 1.4086 |
| $1/\nu_2$ | 2 | 2.0008 | 0.0545 | 0.0219 | 0.0271 | 1.4092 | 2.0005 | 0.0387 | 0.0236 | 0.0261 | 1.4106 |

Note: The mean, standard deviation of the MLE estimated parameters for convolution- t distribution $\nu_1 = \nu_2 = 1/2$. We conduct a simulation study with sample sizes $T = 500, 1000, 2000, 4000$, based on 50,000 Monte-Carlo simulations. The unit of the values with \dagger in the superscript is 10^{-4} . This design has $\nu_1 = \nu_2 = 1/2$ that is outside the range covered by the results in Theorem 7. The shaded regions highlights the coefficients in the off-diagonal blocks of Ξ , which appear to converge at a faster rate.

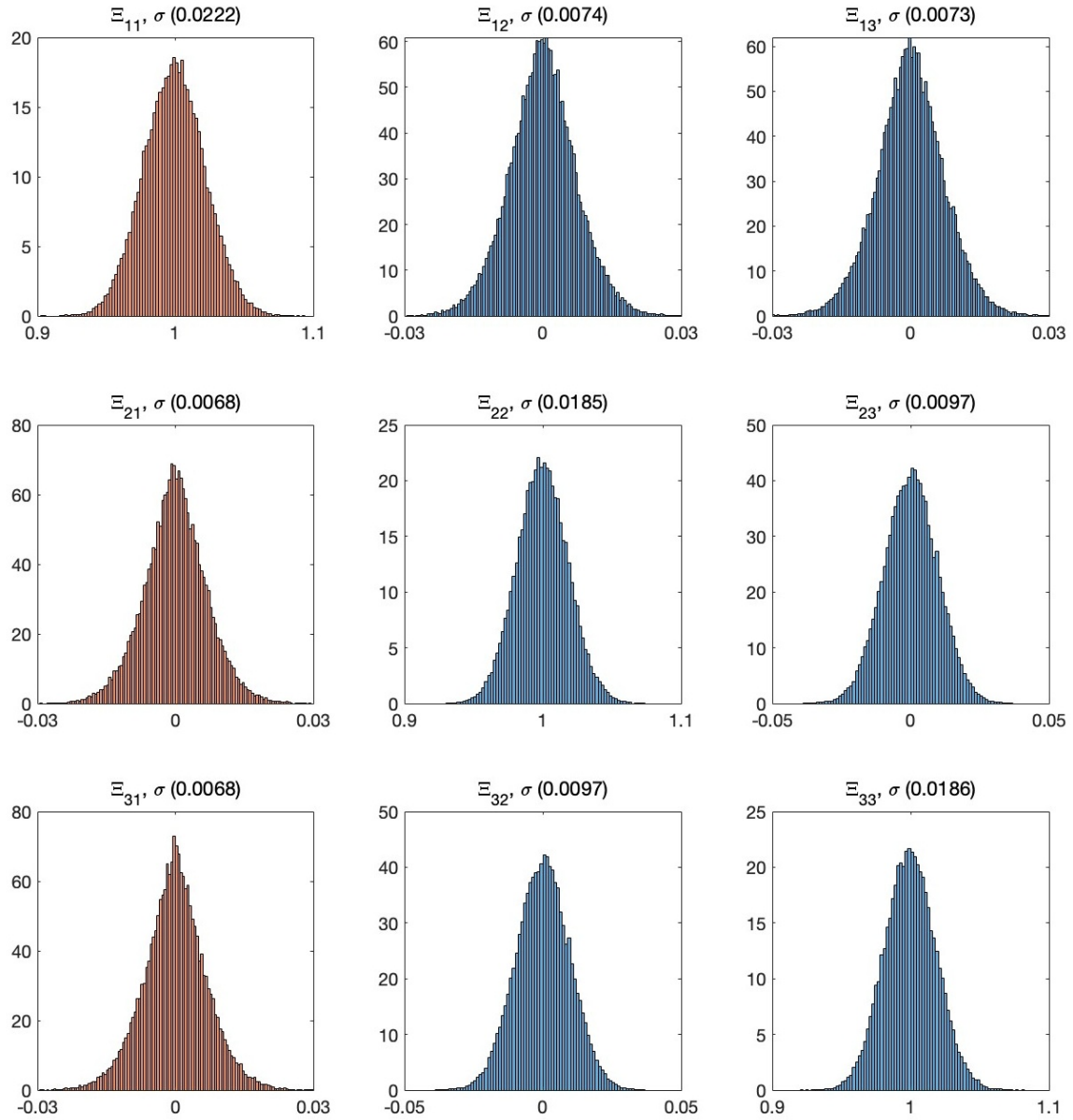


Figure S.1: Histograms for the elements of $\hat{\Xi}$ when $\nu = 2$ and $T = 4,000$. We also report the standard deviations in each subtitles.

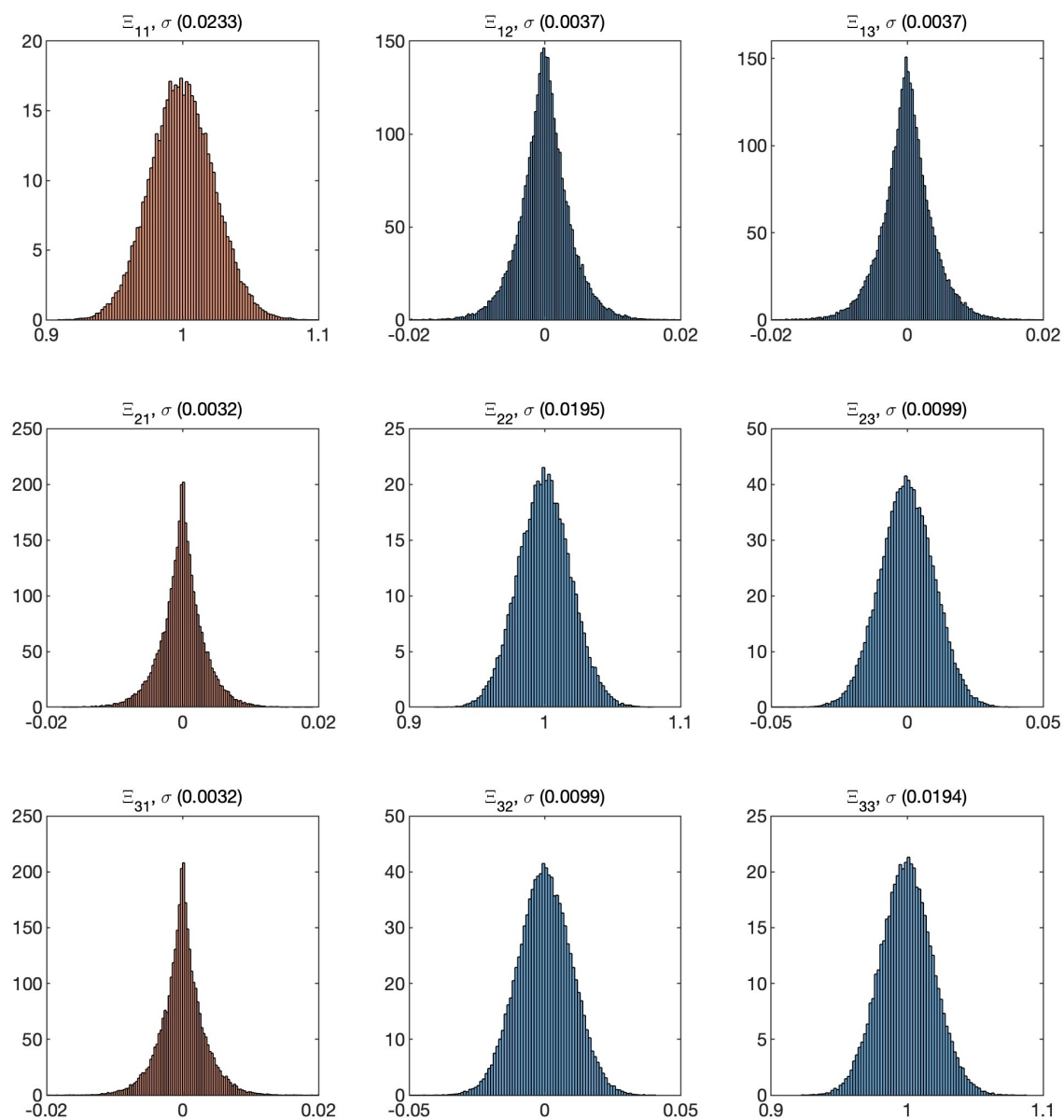


Figure S.2: Histograms for the elements of $\hat{\Xi}$ when $\nu = 3/2$ and $T = 4,000$. We also report the standard deviations in each subtitles.

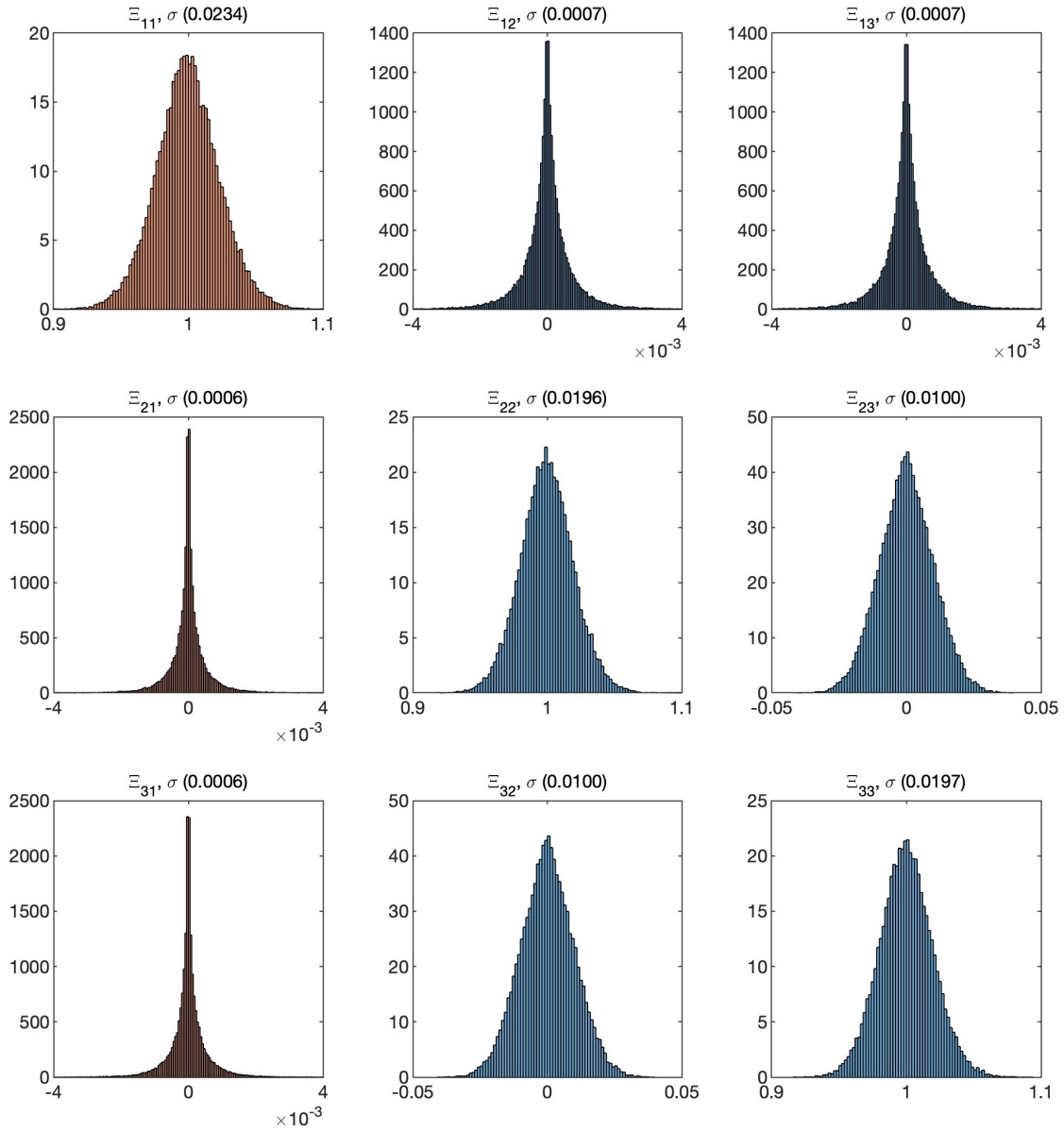


Figure S.3: Histograms for the elements of $\hat{\Xi}$ when $\nu = 1$ and $T = 4,000$. We also report the standard deviations in each subtitles.

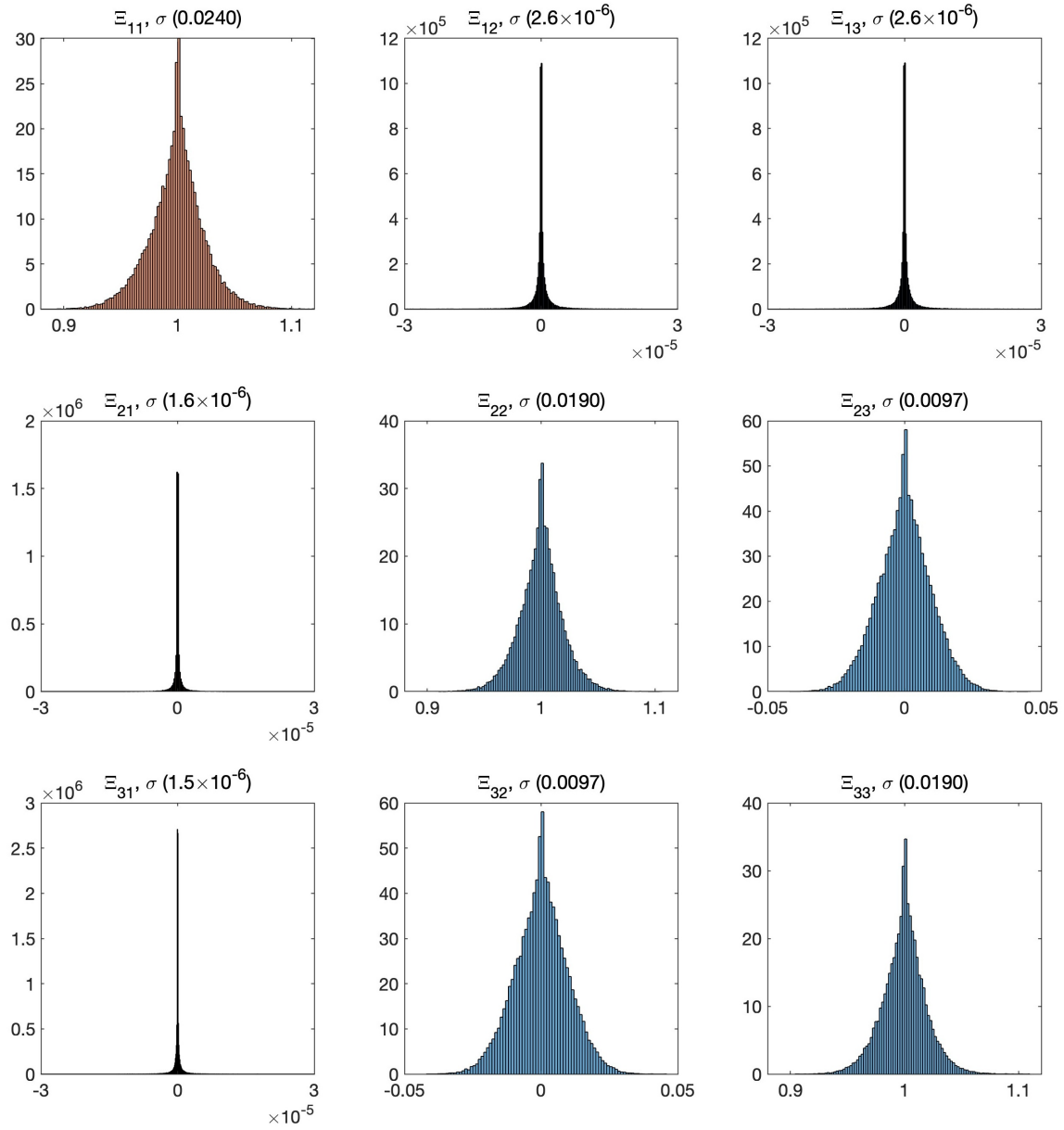


Figure S.4: Histograms for the elements of $\hat{\Xi}$ when $\nu = 1/2$ and $T = 4,000$. We also report the standard deviations in each subtitles.