

Generalized Rényi statistics

Péter Kevei* László Viharos†

Abstract

In Rényi's representation for exponential order statistics, we replace the iid exponential sequence with any iid sequence, and call the resulting order statistic *generalized Rényi statistic*. We prove that by randomly reordering the variables in the generalized Rényi statistic, we obtain in the limit a sequence of iid exponentials. This result allows us to propose a new model for heavy-tailed data. Although the new model is very close to the classical iid framework, we establish that the Hill estimator is weakly consistent and asymptotically normal without any further assumptions on the underlying distribution or on the number of upper order statistics used in the estimator.

Keywords: Order statistics, Rényi's representation, Tail index, Heavy-tailed distribution, Hill estimator

MSC2020: 60F05, 62G32

1 Introduction and main results

Let Z_1, Z_2, \dots be independent identically distributed (iid) random variables with finite positive mean $\gamma = E(Z_1)$. Here we are interested in the *generalized Rényi statistics*, defined as

$$X_{k,n} = \sum_{j=1}^k \frac{Z_j}{n+1-j}, \quad k = 1, 2, \dots, n. \quad (1)$$

If the Z 's have a common exponential distribution then it is well-known from Rényi's representation [13] that the vector $(X_{1,n}, X_{2,n}, \dots, X_{n,n})$ has the same distribution as the order statistics of n iid exponentials. Rényi's representation theorem has numerous applications in the theory of records

*Bolyai Institute, University of Szeged, Hungary. E-mail: kevei@math.u-szeged.hu

†Bolyai Institute, University of Szeged, Hungary. E-mail: viharos@math.u-szeged.hu

and order statistics, see e.g. Nevzorov [10, Representation 3.4], Shorack and Wellner [16, Chapter 21], or de Haan and Ferreira [4, Section 2.1].

Consider a uniform random permutation $(\delta_1, \dots, \delta_n)$ of $(1, \dots, n)$, independent of $X_{1,n}, \dots, X_{n,n}$ in (1). Then $X_{\delta_1,n}, \dots, X_{\delta_n,n}$ are identically distributed. Moreover, from Rényi's representation we see that $X_{\delta_1,n}, \dots, X_{\delta_n,n}$ are iid exponentials if and only if Z_1, Z_2, \dots are exponentials. In our main results, we establish that this remains true asymptotically in the more general model (1), demonstrating the universality property of the exponential distribution. Throughout, $\xrightarrow{\mathcal{D}}$ denotes convergence in distribution.

Theorem 1. *Assume that Z_1, Z_2, \dots in (1) are iid random variables such that $E(Z_1) = \gamma > 0$, and let $(\delta_1, \dots, \delta_n)$ be a uniform random permutation of $(1, \dots, n)$ independent of the Z 's. Then for any $k \geq 1$*

$$(X_{\delta_1,n}, \dots, X_{\delta_k,n}) \xrightarrow{\mathcal{D}} (Y_1, \dots, Y_k), \quad \text{as } n \rightarrow \infty,$$

where Y_1, \dots, Y_k are independent exponential random variables with mean γ .

Under stronger moment conditions, the moments also converge.

Theorem 2. *Assume that Z_1, Z_2, \dots are iid random variables with mean γ and $E(|Z_1|^t) < \infty$ for all $t > 0$. Then $E(X_{\delta_1,n}^k) \rightarrow k! \gamma^k$, for any $k = 1, 2, \dots$, and $X_{\delta_1,n}, \dots, X_{\delta_n,n}$ are pairwise asymptotically uncorrelated, that is $E(X_{\delta_1,n} X_{\delta_2,n}) \rightarrow \gamma^2$, as $n \rightarrow \infty$.*

Based on these distributional limit results, we propose a new model for heavy-tailed data. We assume that the order statistics $W_{1,n} \leq \dots \leq W_{n,n}$ of heavy-tailed data can be represented in distribution as

$$(W_{k,n} : k = 1, \dots, n) \stackrel{\mathcal{D}}{=} (C e^{X_{k,n}} : k = 1, \dots, n), \quad \text{where } C \text{ is a positive} \\ \text{scale factor and } X_{k,n} \text{'s are given in (1) with } Z_1, Z_2, \dots \text{ iid} \quad (2) \\ \text{nonnegative random variables having finite mean } \gamma = E(Z_1) > 0.$$

Note that we do not assume a priori that the Z 's in (1) are nonnegative. In particular, Theorems 1 and 2 hold for general Z . However, in model (2) the Z 's must be nonnegative to ensure that the $X_{k,n}$'s are ordered.

An equivalent formulation of the assumptions in (2) is that the scaled log-spacings, $(\log W_{k,n} - \log W_{k-1,n})(n - k + 1)$, for $k = 1, 2, \dots, n$, are iid with a finite expectation γ , where $W_{0,n} = C$.

We demonstrate that the new model includes the iid strict Pareto model which was first proposed by Pareto [11] to describe various income distributions. Let Z_1, Z_2, \dots be iid exponentials with mean $\gamma > 0$. By Rényi's

representation, the sequence $X_{1,n} < \dots < X_{n,n}$ has the same distribution as ordered iid exponentials with mean γ . Furthermore,

$$P(Ce^{Z_1} > x) = \left(\frac{C}{x}\right)^{1/\gamma}, \quad x \geq C,$$

i.e. Ce^{Z_1} has a strict Pareto distribution. We note that there is a similar connection between the *general exponential model* and the class of *regularly varying distributions*, see Csörgő and Mason [3, Fact 1.1]. Therefore, $(W_{k,n} : k = 1, \dots, n)$ has the same distribution as the order statistics of an iid strict Pareto sample. This particular example also shows that the parameter $1/\gamma = 1/E(Z_1)$ plays the role of the tail index in the proposed model. Furthermore, Theorem 1 implies that this is the only example satisfying the assumptions of the iid model and model (2).

In the iid model with regularly varying tail the scaled log-spacings can be approximated by iid exponentials under suitable assumptions. Results in this direction were obtained by Beirlant et al. [1].

The estimation of the tail index in heavy-tailed models is crucial for many applications. The popular Hill estimator for γ was introduced by Hill [9] in the iid setup about 50 years ago. Despite its long history, the study of the asymptotic properties of the Hill estimator and its variants remains an active area of research, see e.g. Paulauskas and Vaičiulis [12], Einmahl and He [6], or Wang and Resnick [17].

The asymptotic normality of the Hill estimator, centered by the true parameter, holds under a second-order regular variation condition, see Resnick [14, Section 9.1.2], and the references therein. Second-order regular variation is a rather strict assumption on the tail behavior of the distribution, and cannot be verified in practice. Furthermore, a key challenge in the application of the Hill estimator is the choice of the parameter k_n , which determines the number of upper order statistics included in the estimation. In model (2) both issues are resolved. The Hill estimator simplifies to the average of iid random variables. As a result, consistency and asymptotic normality hold without any further assumptions. Thus, while the proposed model is, by Theorem 1, very close to the iid framework, the properties of the corresponding Hill estimator are much better.

In Section 2 we examine statistical inference for the new model. All the proofs are presented in Section 3.

2 Statistical inference

We investigate different estimators of the crucial parameter γ .

2.1 Quantile estimator

Based on the order statistics $X_{1,n}, \dots, X_{n,n}$, define the empirical quantile functions $Q_n^{(1)}(s)$ and $Q_n^{(2)}(s)$ as

$$Q_n^{(1)}(s) := X_{\lceil ns \rceil, n}, \quad Q_n^{(2)}(s) := e^{Q_n^{(1)}(s)}, \quad s \in (0, 1), \quad (3)$$

where $\lceil \cdot \rceil$ stands for the upper integer part.

The empirical quantiles allow us to introduce a natural estimate for γ . Define for $s \in (0, 1)$

$$\tilde{\gamma}_n(s) = \frac{Q_n^{(1)}(s)}{-\log(1-s)}. \quad (4)$$

We prove that $\tilde{\gamma}_n(s)$ is a weakly consistent and asymptotically normal estimator of γ .

Theorem 3. *Assume that (1) holds with nonnegative iid random variables Z_1, Z_2, \dots such that $\text{Var}(Z_1) = \sigma^2 < \infty$. Then as $n \rightarrow \infty$*

$$\sqrt{n}(\tilde{\gamma}_n(s) - \gamma) \xrightarrow{\mathcal{D}} N(0, \sigma^2 h(s))$$

for any $s \in (0, 1)$, where

$$h(s) = \frac{s}{(1-s)(\log(1-s))^2}. \quad (5)$$

As a consequence, a $1 - \varepsilon$ asymptotic confidence interval is

$$\left[\tilde{\gamma}_n(s) - \frac{\tilde{\sigma}_n \sqrt{h(s)} x_\varepsilon}{\sqrt{n}}, \tilde{\gamma}_n(s) + \frac{\tilde{\sigma}_n \sqrt{h(s)} x_\varepsilon}{\sqrt{n}} \right],$$

where $\tilde{\sigma}_n$ is a consistent estimator of σ , and x_ε is the $1 - \frac{\varepsilon}{2}$ -th quantile of the standard normal distribution.

Asymptotic normality implies weak consistency, thus

$$Q_n^{(1)}(s) \xrightarrow{\mathbb{P}} -\gamma \log(1-s),$$

where $\xrightarrow{\mathbb{P}}$ stands for convergence in probability. It means that the limiting quantile function of the generalized Rényi statistics is the quantile function of the exponential distribution. Here and later on, any nonspecified limit relation is meant as $n \rightarrow \infty$. Thus, by (3)

$$\frac{Q_n^{(2)}(1-st)}{Q_n^{(2)}(1-s)} \xrightarrow{\mathbb{P}} t^{-\gamma},$$

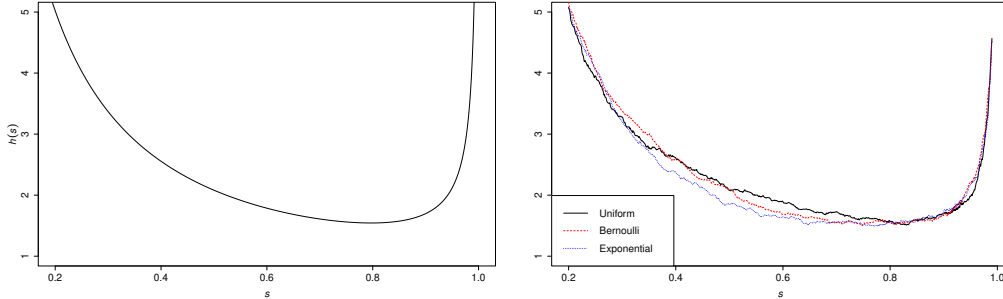


Figure 1: Left: The function $h(s)$ appearing in the asymptotic variance of $\tilde{\gamma}_n(s)$. Right: Empirical variances of $\sqrt{n}(\tilde{\gamma}_n(s) - \gamma) / \sqrt{\text{Var}(Z)}$, with $n = 1000$, for 1000 independent simulations. The common distribution of the Z 's in (1) is uniform, Bernoulli, and exponential, respectively.

for any $0 < s, st < 1$. The latter convergence reflects the regular variation property.

In Figure 1 we plot the function $h(s)$ that appears in the asymptotic variance. A short calculation gives that $h(s)$ has a unique minimum, $h(s_0) \approx 1.544$, attained at $s_0 \approx 0.797$, which is the unique solution on $(0, 1)$ to the equation $\log \frac{1}{1-s} = 2s$.

We simulated the estimator $\tilde{\gamma}(s)$ for $s \in (0.2, 0.99)$ with step size 0.001 in s , and Z 's having Uniform $(0, 2\gamma)$, Exponential $(1/\gamma)$, and Bernoulli (γ) distributions, each with $\gamma = 0.5$. We simulated 1000 times with sample size $n = 1000$. In Figure 1, we display the simulated asymptotic variances normalized by $\text{Var}(Z)$, that is the empirical variance of $\sqrt{n}(\tilde{\gamma}_n(s) - \gamma) / \sqrt{\text{Var}(Z)}$, for 1000 independent simulations. Even with relatively small sample size, the simulated variances are very close to the theoretical values.

2.2 Maximum likelihood estimator

Next, we assume that the common distribution of Z 's has density function g . In this case the likelihood function can be determined explicitly as follows.

Proposition 4. *Assume that (2) holds, and the random variables Z_1, Z_2, \dots have density g . Then the conditional distribution of $(W_{n-k+1,n}, \dots, W_{n,n})$ given $W_{n-k,n} = w_{n-k}$ is absolutely continuous with density function*

$$\begin{aligned} & h(w_{n-k+1}, w_{n-k+2}, \dots, w_n | w_{n-k}) \\ &= k! \prod_{j=n-k+1}^n g((n-j+1)(\log w_j - \log w_{j-1})) w_j^{-1}, \end{aligned} \quad (6)$$

for $C \leq w_{n-k} \leq w_{n-k+1} \leq \dots \leq w_n$, $k = 1, \dots, n$, $w_0 = C$.

In applications, we can use this likelihood function to fit parametric models to the scaled log-spacings of the original data. In particular, we can construct estimates for γ in model (2). We study the following parametric distributions.

Example 1. If the random variables Z_k 's are exponential with density $g(x) = \frac{1}{\gamma} e^{-\frac{x}{\gamma}}$, $x \geq 0$, then the likelihood (6) is maximized for

$$\hat{\gamma}_n^{ML} = \hat{\gamma}_n(k) = \frac{1}{k} \sum_{j=1}^k \log W_{n+1-j,n} - \log W_{n-k,n},$$

which is exactly the Hill estimator in (8).

Example 2. Assume that

$$Z_k \text{ has gamma distribution with parameters } r \text{ and } r/\gamma, \quad r > 0, \gamma > 0. \quad (7)$$

Then the maximum likelihood estimator again coincides with the Hill estimator, $\hat{\gamma}_n^{ML} = \hat{\gamma}_n(k)$.

Example 3. If Z_k 's are uniform on $(0, 2\gamma)$, that is $g(x) = \frac{1}{2\gamma}$, $0 < x < 2\gamma$, then the maximum likelihood estimator of γ is

$$\hat{\gamma}_n^{ML} = \frac{1}{2} \max_{n-k_n+1 \leq j \leq n} (n-j+1)(\log W_{j,n} - \log W_{j-1,n}).$$

2.3 Hill's estimator

The Hill estimator is the most widely studied estimator of the tail index. In the iid case, asymptotic normality of the Hill estimator, along with its various generalizations, has been established under different assumptions by Hall [8], Segers [15], Gomes and Martins [7], and Paulauskas and Vaičiulis [12], to name a few. For a textbook treatment, see [4, Theorem 3.2.5], [14, Section 9.1.2], and the references therein. Essentially, asymptotic normality with centering with the true parameter γ , holds under a second-order regular variation condition. In the classical iid case, the Hill estimator is calculated from k upper order statistics, which are dependent random variables, complicating the analysis.

In our model (2), the Hill estimator takes the form

$$\hat{\gamma}_n^H(k) = \frac{1}{k} \sum_{j=1}^k j(\log W_{n-j+1,n} - \log W_{n-j,n}) \stackrel{D}{=} \frac{1}{k} \sum_{j=1}^k Z_{n-j+1}, \quad (8)$$

which is simply the average of iid random variables. As a result, Theorems 5 and 6 follow immediately from standard theory. In particular, asymptotic normality holds without any further assumptions on the underlying distribution or on the subsequence $k = k_n$.

Theorem 5. *Assume that (2) holds. If $\text{Var}(Z_1) = \sigma^2 < \infty$, $1 \leq k_n \leq n$, and $k_n \rightarrow \infty$, then*

$$\sqrt{k_n} (\hat{\gamma}_n^H(k_n) - \gamma) \xrightarrow{\mathcal{D}} N(0, \sigma^2) \quad \text{as } n \rightarrow \infty.$$

As a consequence, in model (2) a $1 - \varepsilon$ asymptotic confidence interval is

$$\left[\hat{\gamma}_n^H(k_n) - \frac{\hat{\sigma}_{k_n} x_\varepsilon}{\sqrt{k_n}}, \hat{\gamma}_n^H(k_n) + \frac{\hat{\sigma}_{k_n} x_\varepsilon}{\sqrt{k_n}} \right], \quad (9)$$

where the estimate $\hat{\sigma}_{k_n}^2$ stands for the empirical variance of the scaled log-spacings $(n - j + 1)(\log W_{j,n} - \log W_{j-1,n})$, $j = 1, 2, \dots, k_n$, and x_ε is the $(1 - \frac{\varepsilon}{2})$ -th quantile of the standard normal distribution.

In the iid setup, under appropriate assumptions (see e.g. [8, Theorem 2], [4, Theorem 3.2.5], [14, Proposition 9.3])

$$\left[\hat{\gamma}_n^H(k_n) - \frac{\hat{\gamma}_n^H(k_n) x_\varepsilon}{\sqrt{k_n}}, \hat{\gamma}_n^H(k_n) + \frac{\hat{\gamma}_n^H(k_n) x_\varepsilon}{\sqrt{k_n}} \right], \quad (10)$$

is a $1 - \varepsilon$ asymptotic confidence interval for γ . We observe that the length of the confidence interval cannot be controlled by model parameters other than γ . However, if $\sigma \leq \gamma$ then in model (2), the resulting asymptotic confidence interval is narrower compared to the classical iid setup.

In a simulation study, we compared the performance of the Hill estimator in the classical iid model and in model (2). On the left side of Figure 2, we show the graph of the Hill estimator $\{(k, \hat{\gamma}_n^H(k)) : k = 1, \dots, n\}$, for $n = 5000$ iid random variables, using two distributions: (i) strict Pareto distribution with $\gamma = \frac{1}{2}$, and (ii) a small perturbation of the Pareto, a distribution with quantile function $Q(1 - u) = u^{-1/2}(1 + \frac{1}{2}u)$. The latter distribution belongs to the Hall class in [8]. We note again that if we choose a Pareto distribution in the iid model, the resulting model also satisfies the conditions of model (2). On the right side of Figure 2, we show the graph of the Hill estimator for model (2), using three distributions for Z : uniform, Bernoulli, and exponential, each with mean $\gamma = \frac{1}{2}$. In all cases $n = 5000$. It is apparent from the figures that the Hill estimator performs better in model (2). We observe that a larger k_n leads to better estimates, with $k_n = n$ being the optimal choice, which is theoretically clear from Theorem 5.

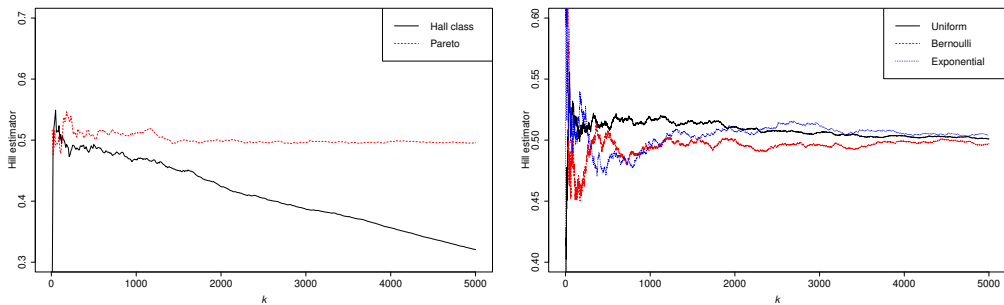


Figure 2: The Hill estimator in the classical iid model (left) and in model (2) (right).

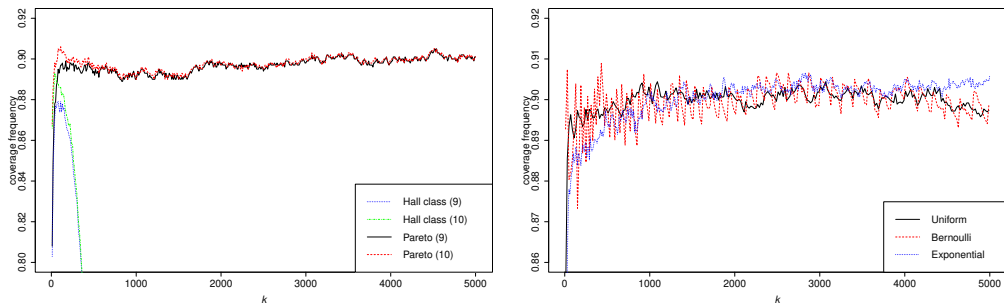


Figure 3: Coverage frequencies of the asymptotic confidence intervals for $\varepsilon = 0.1$ in the classical iid model (left) and in model (2) (right). In the iid model we used confidence interval (9) and (10).

We repeated the simulation 10,000 times and calculated the coverage frequencies of the asymptotic confidence intervals in (9) and (10) with $\varepsilon = 0.1$. In the classical iid case, we calculated both with interval (9) and (10). The resulting coverage frequencies are plotted in Figure 3. It is clear from Figures 2 and 3 that, in the Hall class, the Hill estimator works only for small k .

We note that in the classical iid setup we obtained similar coverage frequencies with both asymptotic confidence intervals (9) and (10). This is not surprising, since in the strict Pareto case $\hat{\sigma}_{k_n}$ is a consistent estimator of γ . We expect that $\hat{\sigma}_{k_n}$ is a consistent estimator of γ under suitable conditions on the slowly varying function in the tail. A proof could be based on the uniform approximation of the scaled log-spacings in a regularly varying iid model obtained in [1]. This problem remains for further research.

Next, we turn to large deviations. Consider the moment generating func-

tion

$$M(t) = E(e^{tZ_1}), \quad -\infty < t < \infty,$$

and define the rate function

$$I(z) = \sup_{t \in \mathbb{R}} (zt - \log M(t)), \quad -\infty < z < \infty.$$

The following theorem is a reformulation of Cramér's large deviation theorem for $\hat{\gamma}_n(k_n)$, see e.g. den Hollander [5, Section I.3-4].

Theorem 6. *Assume the conditions of Theorem 5. Then, if M is finite in an open neighborhood of zero, we have*

$$\lim_{n \rightarrow \infty} \frac{1}{k_n} \log P(\hat{\gamma}_n(k_n) \geq y) = -\inf_{x \geq y} I(x), \quad -\infty < y < \infty.$$

In special cases, we can calculate the rate function explicitly.

Corollary 7. *Assume that (2) and (7) hold, and $1 \leq k_n \leq n$, $k_n \rightarrow \infty$. Then, with $\hat{\gamma}_n(k)$ in (8)*

$$\begin{aligned} \lim_{n \rightarrow \infty} \frac{1}{k_n} \log P\left(\frac{\hat{\gamma}_n(k_n)}{\gamma} \geq 1 + c\right) &= -rc + r \log(1 + c), \\ \lim_{n \rightarrow \infty} \frac{1}{k_n} \log P\left(\frac{\hat{\gamma}_n(k_n)}{\gamma} \leq 1 - c\right) &= rc + r \log(1 - c), \end{aligned}$$

for all $c \in (0, 1)$.

On the other hand, in the classical iid setup [2, Theorem 2] proved that if the upper tail of the common distribution function of the underlying iid sequence is regularly varying with parameter $-1/\gamma$, the distribution function is continuous, and $k_n \rightarrow \infty$, $k_n/n \rightarrow 0$ for the subsequence k_n , then

$$\begin{aligned} \lim_{n \rightarrow \infty} \frac{1}{k_n} \log P\left(\frac{\hat{\gamma}_n(k_n)}{\gamma} \geq 1 + c\right) &= -c + \log(1 + c), \\ \lim_{n \rightarrow \infty} \frac{1}{k_n} \log P\left(\frac{\hat{\gamma}_n(k_n)}{\gamma} \leq 1 - c\right) &= c + \log(1 - c) \end{aligned}$$

for all $c \in (0, 1)$. In particular, we see that large deviations do not draw distinction between the members in the regularly varying class, and the tail index alone determines the rate. On the other hand, in model (2) any possible rate function can appear in Theorem 6. Furthermore, in the iid setting $k_n/n \rightarrow 0$ as $n \rightarrow \infty$, while in model (2) the choice $k_n = n$ is possible, leading to convergence rates of $e^{-c_1 k_n}$ for some $c_1 > 0$ in the former, and $e^{-c_2 n}$ for some $c_2 > 0$ in the latter case. In Corollary 7 for $r > 1$ we obtain r times better large deviation rates.

2.4 Comparison of model (2) with the classical iid model

Our assumptions in model (2) are motivated by the theoretical result in Theorem 1. We emphasize that in the new model, we do not have a fixed underlying distribution for the individual sample observations $W_{\delta_i, n}$, unless Z_1, Z_2, \dots are iid exponentials. In the general case, the distribution of $W_{\delta_i, n}$ depends on n and on the distribution of Z_1 . By Theorem 1, as $n \rightarrow \infty$, $W_{\delta_i, n}$ converges in distribution to the strict Pareto distribution with tail index $1/\gamma$. However, if Z_1 in (1) is bounded, then $W_{\delta_i, n}$ is also bounded. Therefore, model (2) does not imply any tail asymptotics for $W_{\delta_i, n}$ for fixed n . Theorem 1 also reflects that our model is close to the iid model.

The assumptions in (2) can be equivalently stated as the sequence of scaled log spacings $(n - k + 1)(\log W_{k, n} - \log W_{k-1, n})$, for $k = 1, \dots, n$, form an iid sequence with finite mean. Therefore, checking whether model (2) fits the data is equivalent to verifying the iid assumption. On the other hand, apart from the finiteness of the first moment, we do not need any assumption on the tail.

We note that we are not aware of any situation where assumption (2) is more natural than the iid assumption. Based on Theorem 1 we expect that whenever the classical iid model with regularly varying tails fits the data, model (2) will fit as well. Experimental study on a few data sets also supports this statement. We do not present new results on the Hill estimator in the iid setup. Instead, we propose a new model where the Hill estimator performs very well, without any assumptions on the tail behavior.

3 Proofs

For easier reference we state a simple lemma.

Lemma 8. *Let (X_1, \dots, X_n) be a random vector with joint density function $f(x_1, \dots, x_n)$.*

(i) *If $\underline{v} = (v_1, \dots, v_n)$ is a permutation of $(1, \dots, n)$ and $(l_{1, \underline{v}}, \dots, l_{n, \underline{v}})$ is the inverse of \underline{v} , then the joint density of $(X_{v_1}, \dots, X_{v_n})$ is given by*

$$h(x_1, \dots, x_n) = f(x_{l_{1, \underline{v}}}, \dots, x_{l_{n, \underline{v}}}).$$

(ii) *Let $(\delta_1, \dots, \delta_n)$ denote a uniform random permutation of $(1, \dots, n)$, independent of (X_1, \dots, X_n) . Then the joint density of $(X_{\delta_1}, \dots, X_{\delta_n})$ is given by*

$$h(x_1, \dots, x_n) = \frac{1}{n!} \sum_{\underline{v}} f(x_{v_1}, \dots, x_{v_n}),$$

where the sum $\sum_{\underline{v}}$ is taken over all the permutations of $(1, \dots, n)$.

Proof. The proof of part (i) is straightforward so that it is omitted.

For part (ii) we have for any Borel set A

$$\begin{aligned}
& P((X_{\delta_{1,n}}, \dots, X_{\delta_{n,n}}) \in A) \\
&= \sum_{\underline{v}} P((X_{\delta_{1,n}}, \dots, X_{\delta_{n,n}}) \in A | \underline{\delta} = \underline{v}) P(\underline{\delta} = \underline{v}) \\
&= \frac{1}{n!} \sum_{\underline{v}} P((X_{v_1,n}, \dots, X_{v_n,n}) \in A) \\
&= \frac{1}{n!} \sum_{\underline{v}} \int_A f(x_{l_{1,\underline{v}}}, \dots, x_{l_{n,\underline{v}}}) d\underline{x} \\
&= \frac{1}{n!} \sum_{\underline{v}} \int_A f(x_{v_1}, \dots, x_{v_n}) d\underline{x},
\end{aligned}$$

as claimed, where the third equality follows from part (i). \square

For $n > 1$ let $(\delta_1, \dots, \delta_n)$ be a uniform random permutation of $(1, \dots, n)$ which is independent of (Z_1, \dots, Z_n) . Let $\varphi(t) = E(\exp(itZ_1))$ denote the characteristic function of Z_1 . The next statement describes the finite sample properties of $X_{\delta_{1,n}}, \dots, X_{\delta_{n,n}}$.

Lemma 9. *Assume that (1) holds with iid random variables Z_1, Z_2, \dots*

- (i) *The random variables $X_{\delta_{1,n}}, \dots, X_{\delta_{n,n}}$ are identically distributed and for any $1 \leq k \leq n$, the joint distribution of $(X_{\delta_{1,n}}, \dots, X_{\delta_{k,n}})$ is described by the characteristic function*

$$E e^{i \sum_{j=1}^k t_j X_{\delta_{j,n}}} = \frac{(n-k)!}{n!} \sum_{\ell} \prod_{m=1}^{\max \ell} \varphi \left(\frac{\sum_{j: \ell_j \geq m} t_j}{n+1-m} \right),$$

where summation is meant for all possible k -tuples $(\ell_1, \dots, \ell_k) = \ell$ from $(1, \dots, n)$ with pairwise different components.

- (ii) *If $E(|Z_1|) < \infty$, then $E(X_{\delta_{1,n}}) = \gamma$.*

- (iii) *Assume that Z_1, Z_2, \dots are iid nonnegative random variables with absolutely continuous distribution with density function g . Then the distribution of $(X_{1,n}, \dots, X_{k,n})$ is absolutely continuous with density function*

$$p(y_1, \dots, y_k) = \prod_{j=1}^k (n-j+1)g((n-j+1)(y_j - y_{j-1})), \quad (11)$$

$0 = y_0 < y_1 < \dots < y_k$, and $p(y_1, \dots, y_k) = 0$ otherwise, $k = 1, \dots, n$. The distribution of $(X_{\delta_{1,n}}, \dots, X_{\delta_{n,n}})$ is absolutely continuous with density function

$$h(y_1, \dots, y_n) = \prod_{j=1}^n g((n-j+1)(y_{j,n} - y_{j-1,n})), \quad (12)$$

$y_1, \dots, y_n \geq 0$, where $y_{1,n} \leq \dots \leq y_{n,n}$ are the ordered values pertaining to y_1, \dots, y_n and $y_{0,n} = 0$.

Proof. (i) Clearly, the random variables $X_{\delta_{1,n}}, \dots, X_{\delta_{n,n}}$ are identically distributed. For $1 \leq k \leq n$, and $t_1, \dots, t_k \in \mathbb{R}$ we have

$$\begin{aligned} E e^{i \sum_{j=1}^k t_j X_{\delta_{j,n}}} &= \sum_{\ell} \frac{(n-k)!}{n!} E \exp \left\{ i \sum_{j=1}^k t_j X_{\ell_j, n} \right\} \\ &= \frac{(n-k)!}{n!} \sum_{\ell} \prod_{m=1}^{\max \ell} \varphi \left(\frac{\sum_{j: \ell_j \geq m} t_j}{n+1-m} \right), \end{aligned}$$

where the empty sum is defined to be 0, and summation is meant for all k -tuples $(\ell_1, \dots, \ell_k) = \ell$ from $(1, \dots, n)$ with pairwise different components. Here we used also that

$$\sum_{j=1}^k t_j X_{\ell_j, n} = \sum_{j=1}^k t_j \sum_{m=1}^{\ell_j} \frac{Z_m}{n+1-m} = \sum_{m=1}^{\max \ell} \frac{Z_m}{n+1-m} \sum_{j: \ell_j \geq m} t_j.$$

(ii) Again, by the law of total expectation

$$\begin{aligned} E(X_{\delta_{1,n}}) &= \sum_{k=1}^n E(X_{\delta_{1,n}} | \delta_1 = k) P(\delta_1 = k) = \frac{1}{n} \sum_{k=1}^n E(X_{k,n}) \\ &= E \left(\frac{1}{n} \sum_{k=1}^n Z_k \right) = \gamma. \end{aligned}$$

(iii) The one-to-one transformation between the vectors $(X_{1,n}, \dots, X_{k,n})$ and (Z_1, \dots, Z_k) described in (1) in combination with the corresponding density transformation gives the formula in (11). By Lemma 8 (ii) we have

$$h(y_1, \dots, y_n) = \frac{1}{n!} \sum_{\underline{v}} p(y_{v_1}, \dots, y_{v_n}).$$

This sum contains at most one nonzero component $p(y_{v_1}, \dots, y_{v_n})$ for which $(y_{v_1}, \dots, y_{v_n}) = (y_{1,n}, \dots, y_{n,n})$. This implies (12). \square

Proof of Theorem 1. First let $k = 1$. Using Lemma 9 (i) with $k = 1$ we have

$$\psi_n(t) := Ee^{itX_{\delta_1, n}} = \frac{1}{n} \sum_{m=1}^n \prod_{j=1}^m \varphi\left(\frac{t}{n+1-j}\right). \quad (13)$$

We prove the convergence of the characteristic function. Fix $\varepsilon > 0$ arbitrary small, and $t \in \mathbb{R}$. Since $\varphi(s) = 1 + is\gamma + o(s)$ as $s \rightarrow 0$, for $j \leq (1 - \varepsilon)n$

$$\log \varphi\left(\frac{t}{n+1-j}\right) = it\gamma(n+1-j)^{-1} + r(j, n), \quad (14)$$

where for n large enough $|r(j, n)| \leq \varepsilon^2|t|(n+1-j)^{-1} \leq \varepsilon|t|n^{-1}$. Therefore, for $m \leq (1 - \varepsilon)n$

$$\begin{aligned} \prod_{j=1}^m \varphi\left(\frac{t}{n+1-j}\right) &= \exp\left\{\sum_{j=1}^m \log \varphi\left(\frac{t}{n+1-j}\right)\right\} \\ &= \exp\left\{it\gamma \sum_{j=1}^m (n+1-j)^{-1} + R(n, m)\right\} \\ &= \exp\left\{-it\gamma \log\left(1 - \frac{m}{n}\right) + R_2(n, m)\right\}, \end{aligned}$$

where by (14) $R(n, m) \leq \varepsilon|t|$. Furthermore, for $m \leq (1 - \varepsilon)n$

$$\int_{n-m}^n x^{-1} dx - \sum_{j=n-m+1}^n j^{-1} \leq \frac{1}{n\varepsilon}, \quad (15)$$

implying that $|R_2(n, m)| \leq 2\varepsilon|t|$ for n large enough. Thus

$$\begin{aligned} &\left| \sum_{m=1}^{(1-\varepsilon)n} \left[\prod_{j=1}^m \varphi\left(\frac{t}{n+1-j}\right) - \exp\left\{-it\gamma \log\left(1 - \frac{m}{n}\right)\right\} \right] \right| \\ &\leq \sum_{m=1}^{(1-\varepsilon)n} |e^{R_2(n, m)} - 1| \leq 2\varepsilon|t|n. \end{aligned} \quad (16)$$

Next, by Riemann approximation we get as $n \rightarrow \infty$

$$\begin{aligned} \frac{1}{n} \sum_{m=1}^{(1-\varepsilon)n} \exp\left\{-it\gamma \log\left(1 - \frac{m}{n}\right)\right\} &\rightarrow \int_{\varepsilon}^1 e^{-it\gamma \log x} dx \\ &= \int_0^{-\gamma \log \varepsilon} e^{ity} e^{-y/\gamma} \gamma^{-1} dy. \end{aligned} \quad (17)$$

As $\varepsilon \rightarrow 0$ the last integral converges to $(1 - it\gamma)^{-1}$, the characteristic function of the exponential distribution with mean γ .

Recalling (13), we may write

$$\begin{aligned} \psi_n(t) &= \frac{1}{1 - it\gamma} \\ &= \frac{1}{n} \sum_{m=1}^{(1-\varepsilon)n} \prod_{j=1}^m \varphi\left(\frac{t}{n+1-j}\right) - \int_0^{-\gamma \log \varepsilon} e^{ity} e^{-y/\gamma} \gamma^{-1} dy \\ &\quad + \frac{1}{n} \sum_{m=(1-\varepsilon)n}^n \prod_{j=1}^m \varphi\left(\frac{t}{n+1-j}\right) - \int_{-\gamma \log \varepsilon}^{\infty} e^{ity} e^{-y/\gamma} \gamma^{-1} dy. \end{aligned}$$

We see that the difference of the first two terms is bounded by $3\varepsilon|t|$ for n large enough by (16) and (17), while the third and fourth term tend to 0 as $\varepsilon \downarrow 0$. Thus the convergence holds for $k = 1$.

For $k > 1$ the proof is essentially the same. Fix $t_1, \dots, t_k \in \mathbb{R}$, and $\varepsilon > 0$ small. To ease notation put $T(\boldsymbol{\ell}, m) = \sum_{j:\ell_j \geq m} t_j / (n+1-m)$. Then, similarly as in (14) for $m \leq (1-\varepsilon)n$,

$$\log \varphi(T(\boldsymbol{\ell}, m)) = i\gamma T(\boldsymbol{\ell}, m) + r(\boldsymbol{\ell}, m),$$

with $|r(\boldsymbol{\ell}, m)| \leq \varepsilon/n$. Thus

$$\sum_{m=1}^{(1-\varepsilon)n} \log \varphi(T(\boldsymbol{\ell}, m)) = i\gamma \sum_{m=1}^{(1-\varepsilon)n} T(\boldsymbol{\ell}, m) + R(\boldsymbol{\ell}),$$

where $|R(\boldsymbol{\ell})| \leq \varepsilon$ for n large enough. It is easy to see that

$$\sum_{m=1}^{\max \boldsymbol{\ell}} T(\boldsymbol{\ell}, m) = \sum_{j=1}^k t_j \sum_{m=1}^{\ell_j} \frac{1}{n+1-m}.$$

Assuming $\max_j \ell_j \leq (1-\varepsilon)n$, using (15) we obtain as in (16)

$$\begin{aligned} &\left| \sum_{\boldsymbol{\ell}: \max \boldsymbol{\ell} \leq (1-\varepsilon)n} \left[\prod_{m=1}^{\max \boldsymbol{\ell}} \varphi(T(\boldsymbol{\ell}, m)) - \exp \left\{ -i\gamma \sum_{j=1}^k t_j \log \left(1 - \frac{\ell_j}{n} \right) \right\} \right] \right| \\ &\leq \varepsilon n^k (k+1) \sum_{j=1}^k |t_j|. \end{aligned}$$

Furthermore,

$$\begin{aligned}
& \frac{1}{n(n-1)\dots(n-k+1)} \sum_{\ell: \max \ell \leq (1-\varepsilon)n} \exp \left\{ -i\gamma \sum_{j=1}^k t_j \log \left(1 - \frac{\ell_j}{n} \right) \right\} \\
& \sim \prod_{j=1}^k \frac{1}{n} \sum_{\ell=1}^{(1-\varepsilon)n} \exp \left\{ -i\gamma t_j \log \left(1 - \frac{\ell}{n} \right) \right\} \\
& \rightarrow \prod_{j=1}^k \int_0^{-\gamma \log \varepsilon} e^{it_j y} e^{-y/\gamma} \gamma^{-1} dy,
\end{aligned}$$

where the last convergence holds as $n \rightarrow \infty$, and \sim stands for asymptotic equality, that is $a_n \sim b_n$ means that $\lim_{n \rightarrow \infty} \frac{a_n}{b_n} = 1$. As $\varepsilon \downarrow 0$ the right-hand side converges to the characteristic function of independent exponentials with mean γ , the proof can be finished as in the $k = 1$ case. \square

Proof of Theorem 2. Set $m_{k,n} = E(X_{\delta_{1,n}}^k)$ and $\mu_k = E(Z_1^k)$. By Lemma 9 (ii), $m_{1,n} = \gamma$. By induction, we will show that $m_{k,n} \rightarrow k! \gamma^k$. By (13) we have

$$\psi_n(t) = \frac{1}{n} \varphi \left(\frac{t}{n} \right) + \frac{n-1}{n} \varphi \left(\frac{t}{n} \right) \psi_{n-1}(t).$$

The Leibniz rule for the derivatives of a product function gives that the k th derivative of $\psi_n(t)$ is

$$\psi_n^{(k)}(t) = \frac{1}{n^{k+1}} \varphi^{(k)} \left(\frac{t}{n} \right) + \frac{n-1}{n} \sum_{j=0}^k \binom{k}{j} \frac{1}{n^{k-j}} \varphi^{(k-j)} \left(\frac{t}{n} \right) \psi_{n-1}^{(j)}(t).$$

Then

$$m_{k,n} = \frac{\psi_n^{(k)}(0)}{i^k} = \frac{\mu_k}{n^k} + \frac{n-1}{n} m_{k,n-1} + \frac{n-1}{n} \sum_{j=1}^{k-1} \binom{k}{j} \frac{1}{n^{k-j}} \mu_{k-j} m_{j,n-1}.$$

For $k > 1$ this recursion gives

$$\begin{aligned}
m_{k,n} &= \frac{\gamma k}{n} \sum_{r=1}^{n-1} \frac{n-r}{n-r+1} m_{k-1,n-r} + \frac{\mu_k}{n} \sum_{r=0}^{n-1} \frac{1}{(n-r)^{k-1}} \\
&+ \sum_{j=1}^{k-2} \sum_{r=0}^{n-2} \frac{n-r-1}{n} \binom{k}{j} \frac{1}{(n-r)^{k-j}} \mu_{k-j} m_{j,n-r-1}.
\end{aligned} \tag{18}$$

Assuming $m_{k-1,n} \rightarrow (k-1)!\gamma^{k-1}$, the first term in the right side of (18) converges to $k!\gamma^k$, and the second term tends to zero. Further, for a fixed j , $1 \leq j \leq k-2$, by the induction hypothesis we may assume that $m_{j,n} \rightarrow j!\gamma^j$. Hence $|m_{j,n}| \leq M_j$ for some bound M_j . It follows that

$$\begin{aligned} & \left| \sum_{r=0}^{n-2} \frac{n-r-1}{n} \binom{k}{j} \frac{1}{(n-r)^{k-j}} \mu_{k-j} m_{j,n-r-1} \right| \\ & \leq M_j \mu_{k-j} \binom{k}{j} \sum_{r=0}^{n-2} \frac{n-r-1}{n} \frac{1}{(n-r)^{k-j}}. \end{aligned}$$

The last term and hence the double sum in (18) tends to zero. This imply the statement $m_{k,n} \rightarrow k!\gamma^k$.

To see the asymptotic correlation structure, it suffices to prove the convergence $E(X_{\delta_1,n} X_{\delta_2,n}) \rightarrow \gamma^2$. Write

$$\begin{aligned} E(X_{\delta_1,n} X_{\delta_2,n}) &= E\left(\left(\frac{Z_1}{n} + \tilde{X}_{\delta_1-1,n-1}\right)\left(\frac{Z_1}{n} + \tilde{X}_{\delta_2-1,n-1}\right)\right) \\ &= E\left(\frac{Z_1^2}{n^2}\right) + 2E\left(\frac{Z_1}{n}\right) E\left(\tilde{X}_{\delta_1-1,n-1}\right) + E\left(\tilde{X}_{\delta_1-1,n-1} \tilde{X}_{\delta_2-1,n-1}\right), \end{aligned}$$

where

$$\tilde{X}_{\delta_\ell-1,n-1} = X_{\delta_\ell,n} - \frac{Z_1}{n} = \sum_{j=2}^{\delta_\ell} \frac{Z_j}{n+1-j}, \quad \ell = 1, 2.$$

Note that given $\delta_1 > 1$, $\tilde{X}_{\delta_1-1,n-1} \stackrel{D}{=} X_{\delta_1,n-1}$, and given $\delta_1 > 1, \delta_2 > 1$, $(\tilde{X}_{\delta_1-1,n-1}, \tilde{X}_{\delta_2-1,n-1}) \stackrel{D}{=} (X_{\delta_1,n-1}, X_{\delta_2,n-1})$. Therefore, $E(\tilde{X}_{\delta_k-1,n-1}) = E(X_{\delta_k,n} - \frac{Z_1}{n}) = \gamma - \frac{\gamma}{n}$ and

$$\begin{aligned} E(\tilde{X}_{\delta_1-1,n-1} \tilde{X}_{\delta_2-1,n-1}) &= E(\tilde{X}_{\delta_1-1,n-1} \tilde{X}_{\delta_2-1,n-1} | \delta_1 \neq 1, \delta_2 \neq 1) \frac{n-2}{n} \\ &\quad + E(\tilde{X}_{\delta_1-1,n-1} \tilde{X}_{\delta_2-1,n-1} | \delta_1 = 1 \text{ or } \delta_2 = 1) \frac{2}{n}. \end{aligned} \quad (19)$$

The quantity in (19) equals zero. Then, writing $C_n = E(X_{\delta_1,n} X_{\delta_2,n})$,

$$C_n = \frac{\mu_2}{n^2} + 2\frac{\gamma}{n} \left(\gamma - \frac{\gamma}{n}\right) + C_{n-1} \frac{n-2}{n}.$$

This recursion yields

$$C_n = \frac{2C_2}{n(n-1)} + \sum_{j=0}^{n-3} \frac{\mu_2 + 2\gamma^2(n-j-1)(n-j-1)}{(n-j)n(n-1)},$$

where $C_2 = E(X_{1,2}X_{2,2}) = \frac{\mu_2}{4} + \frac{\gamma^2}{2}$. A routine calculation gives that $C_n \rightarrow \gamma^2$. \square

Proof of Theorem 3. By definition (3)

$$\text{Var}(Q_n^{(1)}(s)) = \sum_{j=1}^{\lceil ns \rceil} \frac{\sigma^2}{(n+1-j)^2} \sim \frac{\sigma^2}{n} \frac{s}{1-s}. \quad (20)$$

We show that Lindeberg's condition holds for $\sum_{j=1}^{\lceil ns \rceil} \frac{Z_j - \gamma}{n+1-j}$. Fix $\varepsilon > 0$. Putting $s_n^2 = \text{Var}(Q_n^{(1)}(s))$, and \mathbb{I} for the indicator of an event, we have

$$\begin{aligned} & \frac{1}{s_n^2} \sum_{j=1}^{\lceil ns \rceil} E \left(\frac{(Z_j - \gamma)^2}{(n+1-j)^2} \mathbb{I}(|Z_j - \gamma| > \varepsilon s_n(n+1-j)) \right) \\ & \leq \frac{\lceil ns \rceil}{s_n^2(n+1-\lceil ns \rceil)^2} E \left((Z_1 - \gamma)^2 \mathbb{I}(|Z_1 - \gamma| > \varepsilon s_n(n+1-\lceil ns \rceil)) \right) \rightarrow 0, \end{aligned}$$

where we used that by (20), $s_n \sim \sigma\sqrt{s}/\sqrt{n(1-s)}$. Therefore, by Lindeberg's central limit theorem

$$\frac{1}{s_n} \sum_{j=1}^{\lceil ns \rceil} \frac{Z_j - \gamma}{n+1-j} \xrightarrow{\mathcal{D}} N(0, 1).$$

Noting that

$$\lim_{n \rightarrow \infty} \sqrt{n} \left(\sum_{j=1}^{\lceil ns \rceil} \frac{1}{n+1-j} + \log(1-s) \right) = 0,$$

we proved that

$$\frac{\sqrt{n} - \sqrt{1-s} \log(1-s)}{\sqrt{s}\sigma} (\tilde{\gamma}_n(s) - \gamma) \xrightarrow{\mathcal{D}} N(0, 1),$$

as claimed. \square

Proposition 4 is a straightforward consequence of the following.

Lemma 10. *Assume that (1) holds, and the random variables Z_1, Z_2, \dots have density g . Then the conditional distribution of $(X_{n-k+1,n}, \dots, X_{n,n})$ given $X_{n-k,n} = x_{n-k}$ is absolutely continuous with density function*

$$\tilde{h}(x_{n-k+1}, x_{n-k+2}, \dots, x_n | x_{n-k}) = k! \prod_{j=n-k+1}^n g((n-j+1)(x_j - x_{j-1})), \quad (21)$$

for $0 \leq x_{n-k} \leq x_{n-k+1} \leq \dots \leq x_n$, $k = 1, \dots, n$, $x_0 = 0$.

Proof. Based on representation (1), it is easy to check the Markov property of the statistics $X_{1,n}, \dots, X_{n,n}$. For all $y_1, \dots, y_n \in \mathbb{R}$, $k \in \{1, \dots, n\}$,

$$\begin{aligned} &P(X_{k,n} < y_k, \dots, X_{n,n} < y_n | X_{1,n} = y_1, \dots, X_{k-1,n} = y_{k-1}) \\ &= P(X_{k,n} < y_k, \dots, X_{n,n} < y_n | X_{k-1,n} = y_{k-1}). \end{aligned} \quad (22)$$

Let $h(x_{i_1}, \dots, x_{i_l} | x_{j_1}, \dots, x_{j_s})$, $1 \leq j_1 < \dots < j_s < i_1 < \dots < i_l \leq n$ denote the conditional density of $(X_{i_1,n}, \dots, X_{i_l,n})$ given $X_{j_1,n} = x_{j_1}, \dots, X_{j_s,n} = x_{j_s}$. Then using the Markov property (22) and the density formula in (11),

$$\begin{aligned} &h(x_{n-k+1}, x_{n-k+2}, \dots, x_n | x_{n-k}) \\ &= h(x_{n-k+1}, x_{n-k+2}, \dots, x_n | x_1, \dots, x_{n-k}) = \frac{p(x_1, \dots, x_n)}{p(x_1, \dots, x_{n-k})} \\ &= k! \prod_{j=n-k+1}^n g((n-j+1)(x_j - x_{j-1})). \end{aligned}$$

□

Acknowledgements

We are grateful to the anonymous referees and to the AE for helpful comments and suggestions, which greatly improved the presentation of our results.

This research was supported by the Ministry of Culture and Innovation of Hungary from the National Research, Development and Innovation Fund, project no. TKP2021-NVA-09. PK was supported by the János Bolyai Research Scholarship of the Hungarian Academy of Sciences.

The R codes are publicly available at <https://github.com/pkevei/Renyi-simulation/blob/main/Renyi-code.r>.

References

- [1] J. Beirlant, G. Dierckx, A. Guillou, and C. Stărică. On exponential representations of log-spacings of extreme order statistics. *Extremes*, 5(2):157–180, 2002.
- [2] S. Cheng. Large deviation theorem for Hill’s estimator. *Acta Math. Sinica (N.S.)*, 8(3):243–254, 1992.

- [3] S. Csörgő and D. M. Mason. Central limit theorems for sums of extreme values. *Math. Proc. Cambridge Philos. Soc.*, 98(3):547–558, 1985.
- [4] L. de Haan and A. Ferreira. *Extreme value theory*. Springer Series in Operations Research and Financial Engineering. Springer, New York, 2006.
- [5] F. den Hollander. *Large deviations*, volume 14 of *Fields Institute Monographs*. American Mathematical Society, Providence, RI, 2000.
- [6] J. H. J. Einmahl and Y. He. Extreme value inference for heterogeneous power law data. *Ann. Statist.*, 51(3):1331–1356, 2023.
- [7] M. I. Gomes and M. J. Martins. Generalizations of the Hill estimator-asymptotic versus finite sample behaviour. *J. Statist. Plann. Inference*, 93(1-2):161–180, 2001.
- [8] P. Hall. On some simple estimates of an exponent of regular variation. *J. Roy. Statist. Soc. Ser. B*, 44(1):37–42, 1982.
- [9] B. M. Hill. A simple general approach to inference about the tail of a distribution. *Ann. Statist.*, 3(5):1163–1174, 1975.
- [10] V. B. Nevzorov. *Records: mathematical theory*, volume 194 of *Translations of Mathematical Monographs*. American Mathematical Society, Providence, RI, 2001.
- [11] V. Pareto. *Cours d'économie politique*. Université de Lausanne, Lausanne. [Vol. I–II in *Œuvres complètes* (éd. par G. Busino), Droz, Genève, 1964.], 1897.
- [12] V. Paulauskas and M. Vaičiulis. A class of new tail index estimators. *Ann. Inst. Statist. Math.*, 69(2):461–487, 2017.
- [13] A. Rényi. On the theory of order statistics. *Acta Math. Acad. Sci. Hungar.*, 4:191–231, 1953.
- [14] S. I. Resnick. *Heavy-tail phenomena*. Springer Series in Operations Research and Financial Engineering. Springer, New York, 2007.
- [15] J. Segers. Residual estimators. *J. Statist. Plann. Inference*, 98(1-2):15–27, 2001.

- [16] G. R. Shorack and J. A. Wellner. *Empirical processes with applications to statistics*. Wiley Series in Probability and Mathematical Statistics: Probability and Mathematical Statistics. John Wiley & Sons, Inc., New York, 1986.
- [17] T. Wang and S. I. Resnick. Consistency of Hill estimators in a linear preferential attachment model. *Extremes*, 22(1):1–28, 2019.