







## Exploring the MMRD Relation for Novae in M31

J. GRACE CLARK <sup>1</sup>, KAMIL HORNOCH <sup>2</sup>, ALLEN W. SHAFTER <sup>1</sup>, HANA KUČÁKOVÁ <sup>3,4</sup>, JAN VRAŠTIL,<sup>3</sup>  
PETER KUŠNIRÁK <sup>2</sup> AND MAREK WOLF <sup>3</sup>

<sup>1</sup>*Department of Astronomy, San Diego State University, San Diego, CA 92182, USA*

<sup>2</sup>*Astronomical Institute of the Czech Academy of Sciences, Fričova 298, CZ-251 65 Ondřejov, Czech Republic*

<sup>3</sup>*Astronomical Institute, Charles University, Faculty of Mathematics and Physics, V Holešovičkách 2, CZ-180 00 Prague, Czech Republic*

<sup>4</sup>*Research Centre for Theoretical Physics and Astrophysics, Institute of Physics, Silesian University in Opava, Bezručovo nám. 13, CZ-746 01 Opava, Czech Republic*

### ABSTRACT

The results of a two decade long  $R$ -band photometric survey of novae in M31 are presented. From these data,  $R$ -band light curves have been determined for 180 novae with data sufficient for estimating peak brightness and subsequent rate of decline. The data show a weak correlation of peak brightness with fade rate consistent with the well-known Maximum Magnitude versus Rate of Decline (MMRD) relation. As generally appreciated for Galactic novae, the large scatter in the MMRD relation precludes its use in determining distances to individual novae. The novae at maximum light are distributed with standard deviation  $\sigma = 0.89$  mag about a mean  $R$ -band absolute magnitude given by  $\langle M_R \rangle = -7.57 \pm 0.07$ . The overall M31 luminosity distribution is in excellent agreement with that found for Galactic novae suggesting that the nova populations in M31 and the Galaxy are quite similar. The notion that all novae can be characterized by a standard luminosity 15 d after maximum light ( $M_{15}$ ) is also explored. Surprisingly, the distribution of  $M_{15}$  values is characterized by a standard deviation only slightly smaller than that for novae at maximum light and thus offers little promise for precise extragalactic distance determinations. A dozen faint and fast novae that are likely to be previously unidentified recurrent novae have been identified from their position in the MMRD plot and in the  $M_{15}$  distribution.

*Keywords:* Andromeda Galaxy (39) – Cataclysmic Variable Stars (203) – Novae (1127) – Recurrent Novae (1366) – Time Domain Astronomy (2109)

### 1. INTRODUCTION

Classical Novae are all close binary systems where a white dwarf primary star accretes mass from a late-type companion (e.g., see Warner 1995). The transferred material slowly becomes degenerate and once the temperature and density at the base of the accreted envelope become sufficiently high to initiate hydrogen burning a thermonuclear runaway (TNR) ensues resulting in a nova eruption that drives significant mass loss from the system (e.g., see Starrfield et al. 2016; Bode & Evans 2008, and references therein). At the peak of their eruptions novae can reach absolute visual magnitudes as high as  $M_V \sim -10$  making them among the brightest astrophysical transients known, and easily visible in nearby galaxies with moderate-sized telescopes.

It has long been appreciated that novae exhibit a wide range of peak luminosities and subsequent rates of decline. Initial attempts at exploring correlations between these properties were confounded by the failure to treat novae and supernovae as distinct phenomena. This confusion led Zwicky (1936) to propose a “life-luminosity” relation for all novae where the lifetime (given by the time in days to fade by two magnitudes from maximum light,  $t_2$ ) was positively correlated with the peak luminosity. In other words, the brighter systems (the supernovae) evolved the slowest (i.e., had longer  $t_2$ ). After supernovae were eventually understood as a separate phenomena and omitted from consideration,

it was finally realized that the “common novae” as they were referred to at the time, behaved in the opposite fashion. In particular, in his study of a small sample of common novae [McLaughlin \(1942\)](#) concluded that “Since Nova Aquilae and Nova Persei, whose luminosities were of the highest, were both very fast novae, there is some suggestion of a connection between luminosity and rate of decline, or a ‘life-luminosity relation’. But there is no reason to believe that it is more than a statistical trend; a precise correlation is not implied.” However, within three years [McLaughlin \(1945\)](#) had strengthened his case, arguing that the peak luminosity of a classical nova was indeed correlated with its rate of decline from maximum light with the most luminous novae experiencing the most rapid decline from peak luminosity. Over the years, the “life-luminosity” relation of McLaughlin has come to be known as the Maximum-Magnitude versus Rate-of-Decline (MMRD) relation, and it has been calibrated many times, both in the Galaxy and in M31 (e.g., [Buscombe & de Vaucouleurs 1955](#); [Arp 1956](#); [McLaughlin 1960](#); [Pfau 1976](#); [Cohen 1985](#); [Capaccioli et al. 1989](#); [Downes & Duerbeck 2000](#); [Shafter et al. 2011](#); [Özdönmez et al. 2018](#); [Schaefer 2022](#)).

Given that novae are significantly brighter than Cepheid variables on average, for the first several decades after the MMRD relation was first proposed there was considerable interest in employing the relation for the determination of distances to nearby galaxies (e.g., [Buscombe & de Vaucouleurs 1955](#); [de Vaucouleurs 1978](#); [van den Bergh & Pritchett 1986](#); [Pritchett & van den Bergh 1987](#); [van den Bergh 1988](#)). The initial enthusiasm was soon tempered, however, when it became apparent that the considerable scatter in the MMRD relation was not simply due to observational errors, but appeared to be intrinsic to the relation itself. Unlike the period-luminosity relation for Cepheids, the MMRD seemed at best an approximate correlation.

A favorite target for the study of extragalactic novae has been the Andromeda galaxy (M31) where almost 1300 nova candidates have been discovered over the past century (e.g., see [Shafter 2019](#); [Della Valle & Izzo 2020](#), and references therein). Although some novae have been discovered serendipitously as part of unrelated studies, the majority have been identified in a handful of long-term targeted surveys (e.g. [Hubble 1929](#); [Arp 1956](#); [Rosino 1964, 1973](#); [Ciardullo et al. 1987](#); [Shafter & Irby 2001](#); [Rector et al. 2022](#)). In this paper we discuss the properties of a large and homogeneous sample of  $R$ -band nova light curves obtained as part of a long-term survey of the bulge region of M31 conducted primarily at the Ondřejov observatory in the Czech Republic. In total,  $R$ -band data spanning two decades of observation have enabled the photometric evolution of a total of 180 novae to be determined. The resulting light curves are presented and analyzed in order to explore both the character of the  $R$ -band MMRD relation as well as the luminosity distributions at maximum light and at 15 days post maximum, where novae might be expected to reach a similar luminosity regardless of their peak magnitudes or rates of decline.

## 2. OBSERVATIONS

The majority of observations presented here have been obtained using the 0.65-m reflector at the Ondřejov Observatory (operated partly by the Charles University, Prague) and the 0.35-m telescope in the private observatory of K.H. at Lelekovice. For complementary observations a variety of additional telescopes (see facilities) were also used. Standard reduction procedures were applied to the raw CCD images (bias and dark-frame subtraction and flat field correction) using the SIMS<sup>1</sup> and Munipack<sup>2</sup> programs. The total exposure time of each series of images varied from a few minutes up to about an hour, with reduced images of the same series being co-added to improve the signal-to-noise ratio. To facilitate nova detection, the gradient of the galaxy background was flattened by the spatial median filter using SIMS. Photometric and astrometric measurements of the novae were then performed using “Optimal Photometry” (based on fitting of point-spread function profiles) in GAIA<sup>3</sup> and APHOT (a synthetic aperture photometry and astrometry software package developed by M. Velen and P. Pravec at the Ondřejov Observatory (e.g., see [Pravec et al. 1994](#)), respectively. The nova photometry was calibrated using comparison stars in the M31 field from [Massey et al. \(2006\)](#). Overall, our sample includes 180 novae for which the temporal coverage was sufficient to characterize the  $R$ -band light curves<sup>4</sup>. The photometry used in the construction of the light curves is given in the Data Behind the Figure file.

The spatial coverage of our nova survey covers  $\Delta R.A. \simeq 34'$  and  $\Delta Decl. \simeq 26'$  centered on the nucleus of M31 – a region which is heavily dominated by the galaxy’s bulge population. Thus, the analysis to follow most closely traces the properties of novae arising in the bulge of M31, although given the high inclination of the plane of M31 to our line

<sup>1</sup> <https://www.gxccd.com/>

<sup>2</sup> <https://munipack.physics.muni.cz/>

<sup>3</sup> <http://star-www.dur.ac.uk/~pdraper/gaia/gaia.html>

<sup>4</sup> A very few measurements were conducted using a Sloan  $r$  filter; but due to the limited number of these observations and the similarity between  $r$  and  $R$  magnitudes, no corrections were applied in our analysis

of sight,  $i \simeq 77^\circ$  (Simien et al. 1978), we cannot exclude the possibility that some novae from the disk population are included among the novae in our sample.

### 3. THE LIGHT CURVES

The  $R$ -band light curves from our complete sample of M31 novae from 2002 to 2022 are presented in Figure 1. Multicolor light curves of novae covering the years prior to 2010 have been published previously by Shafter et al. (2011) as part of their spectroscopic and photometric survey of novae in M31. However, for completeness, and because we will be applying a consistent methodology to analyze the light curve data across our entire dataset, we have reproduced our earlier  $R$ -band data in the first two panels of Figure Set 1.

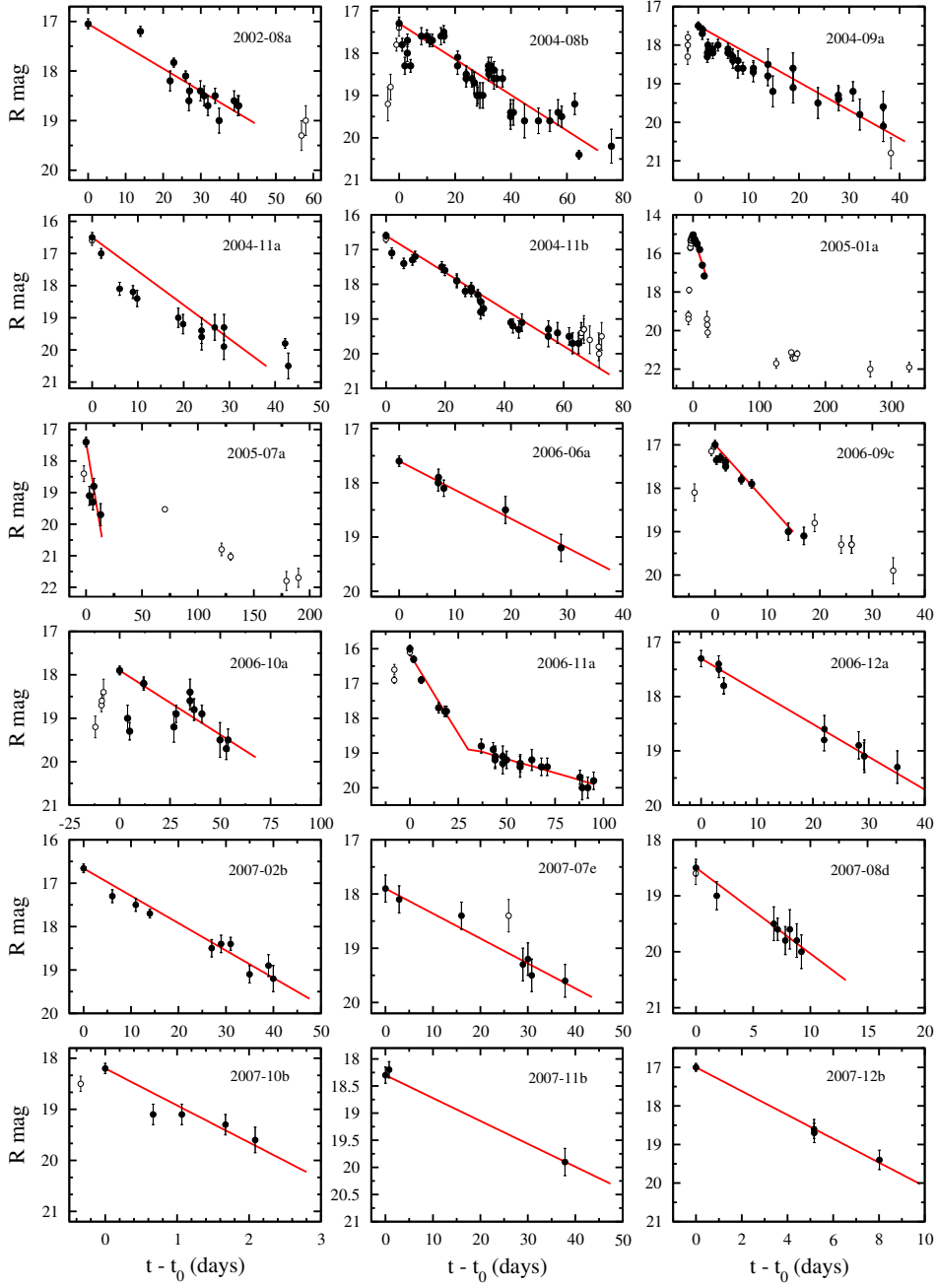
It has been appreciated for almost a century that novae display a wide range of light curve morphologies (e.g. Gerasimovic 1936; McLaughlin 1939). Not only does the evolution of nova luminosity vary significantly between systems, with some novae fading by up to three magnitudes from peak within a few days (e.g.,  $t_3 \sim 2.2$  d for V1674 Her, Quimby et al. 2021) while others can stay within 3 mag of peak luminosity for up to a year, or longer<sup>5</sup>, the declining branch of the eruption itself exhibits a complex structure that varies markedly from one system to another. Perhaps the most extreme examples are provided by the dust forming novae such as DQ Her (Helton et al. 2014) where extinction from the newly formed dust results in a deep dip in the declining branch of the optical light curve.

Relatively recently, Strobe et al. (2010) has proposed dividing nova light curves into a number of distinct morphological types. Many of these classes, which have all been devised from the analysis of Galactic novae, can only be distinguished for novae with light curves that are well sampled and extend to  $\gtrsim 3$  mag below maximum light. In examining our sample of M31 novae – many of which have relatively fragmentary temporal coverage – we have found it convenient to divide the light curves into three broad classes: (1) A “Linear” class that includes light curves showing an approximately linear decline (exponential in flux) from maximum light, (2) A “Break” class composed of light curves displaying a pronounced change in slope on the declining branch of the eruption, and finally (3) a “Jitter” class for light curves that exhibit ill-defined maxima and erratic declines, with evidence of multiple peaks, or rebrightenings. Novae in our Linear and Break classes roughly correspond to the “S” and “P” classes, respectively, from Strobe et al. (2010). It is possible that some novae in our Linear class could be candidates for the Break class if the light curves were followed for a sufficient length of time. In fact, it may be the case that most if not all novae could best be fit by a two-component decline if the light curve were followed sufficiently long after eruption. Thus, our distinction of the Linear and Break classes may not reflect a fundamental difference in the evolution of most novae. Objects in the third class are almost exclusively relatively slow novae that can take several months to decline by two magnitudes from peak brightness. These novae broadly fit into the J or “Jitter” group in the Strobe et al. classification scheme. Essentially all of the known recurrent novae, most of which fade quickly, appear to be consistent with inclusion into the Linear class.

#### 3.1. Determining Peak magnitudes and fade rates

Nova light curves can be most simply characterized by three parameters: (1) the rise time to peak brightness,  $t_{\text{rise}}$ , (2) the peak magnitude,  $m_{\text{peak}}$ , and (3) the fade rate from peak brightness,  $f$ . The stochastic nature of nova eruptions coupled with the rapid rise of a nova to maximum light (typically of order a day or so) makes it difficult to reliably measure either the rise time or the peak nova brightness. For the latter, often we must rely on the brightness at discovery to be the best estimate of the magnitude at the peak of the eruption. Clearly, the peak magnitude determined in the manner is strictly speaking a lower limit to the flux (i.e., an upper limit to the magnitude) at actual maximum light. A good example is the light curve for M31N 2013-10c where the unfiltered discovery magnitude from LOSS was not included in our  $R$ -band dataset (Shafter et al. 2024). On the other hand, the rate of decline from peak brightness can be readily computed from a linear fit to the declining branch of the eruption. Since the zero point (intercept) of a general linear fit often underestimates the observed peak brightness (and the fade rate), we have constrained our linear fits to pass through the observed peak magnitude (which usually corresponds to the magnitude at discovery) and fitted for the slope,  $f$ , of the decline alone. Assigning peak brightness following this procedure helps to minimize any potential discrepancy between the observed and actual peak magnitude. Following the traditional practice, in the analysis to follow we will characterize the fade rate by the traditional  $t_2$  time, which is the time in days it takes a nova to fade 2 magnitudes from maximum light ( $m_{\text{peak}+2}$ ). We note that given the complex structure

<sup>5</sup> Related systems, the so-called “Symbiotic Novae”, containing evolved, pulsationally-unstable (Mira) secondary stars, can remain near maximum light for of order a decade (e.g., see Skopal 2008).



**Figure 1.** The  $R$ -band light curves for the 180 novae in our M31 sample. The red lines show the best fitting linear declines from peak brightness used to determine the fade rates and  $t_2$  times. The open circles show points that were excluded from the fits. The light curve data are presented in Table A1.

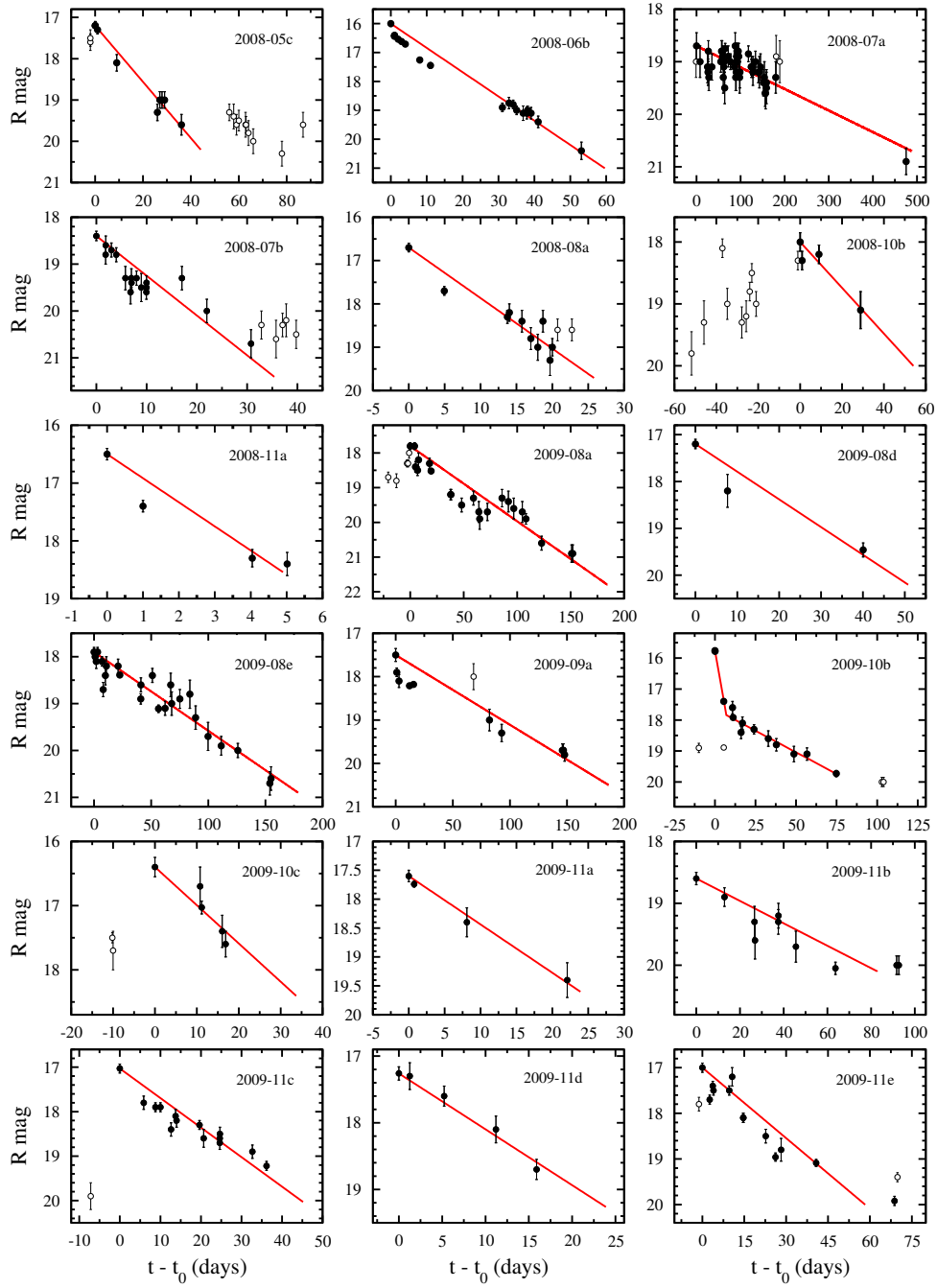


Figure 1.2. Continuation of Figure 1.

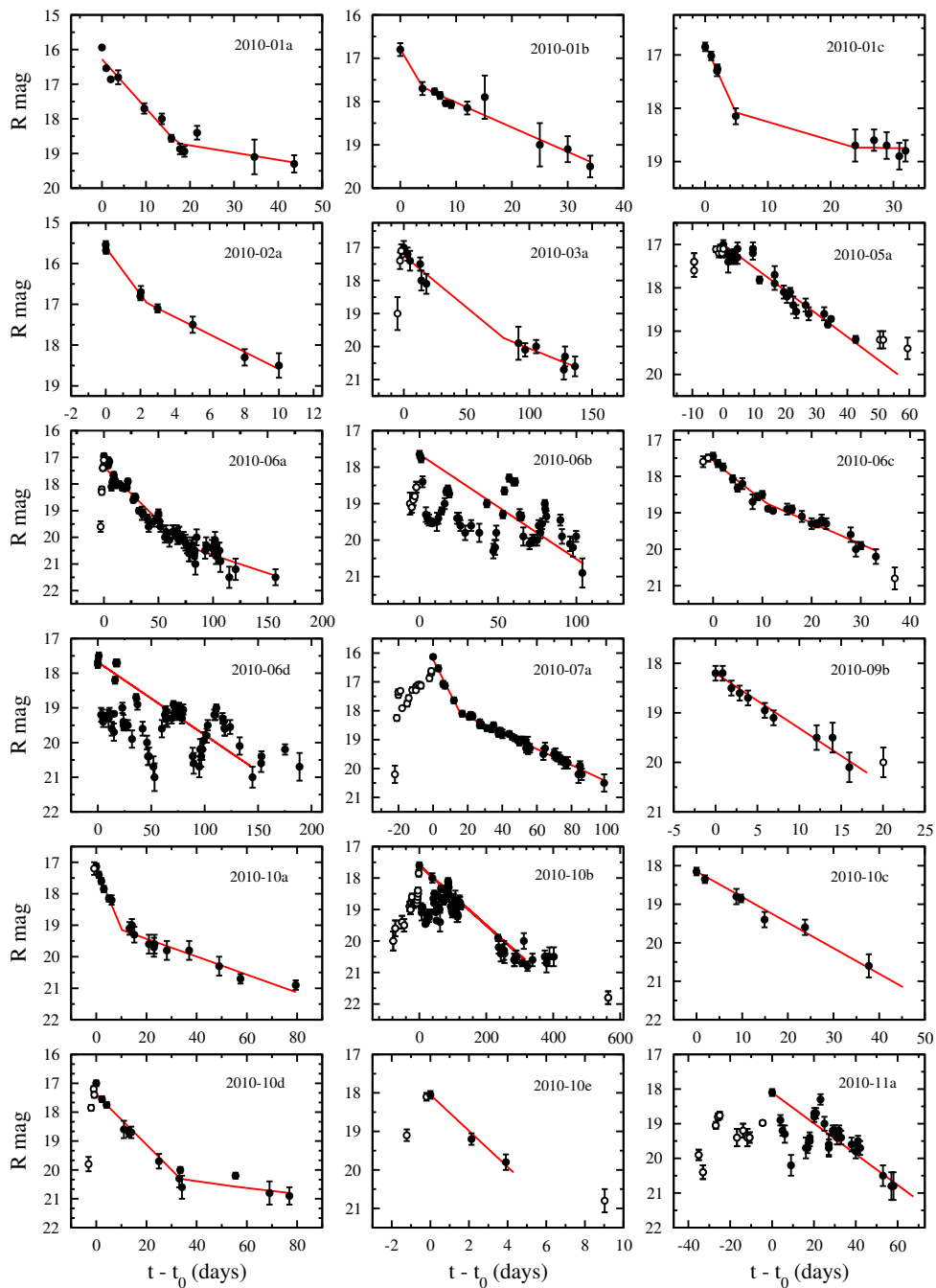


Figure 1.3. Continuation of Figure 1.

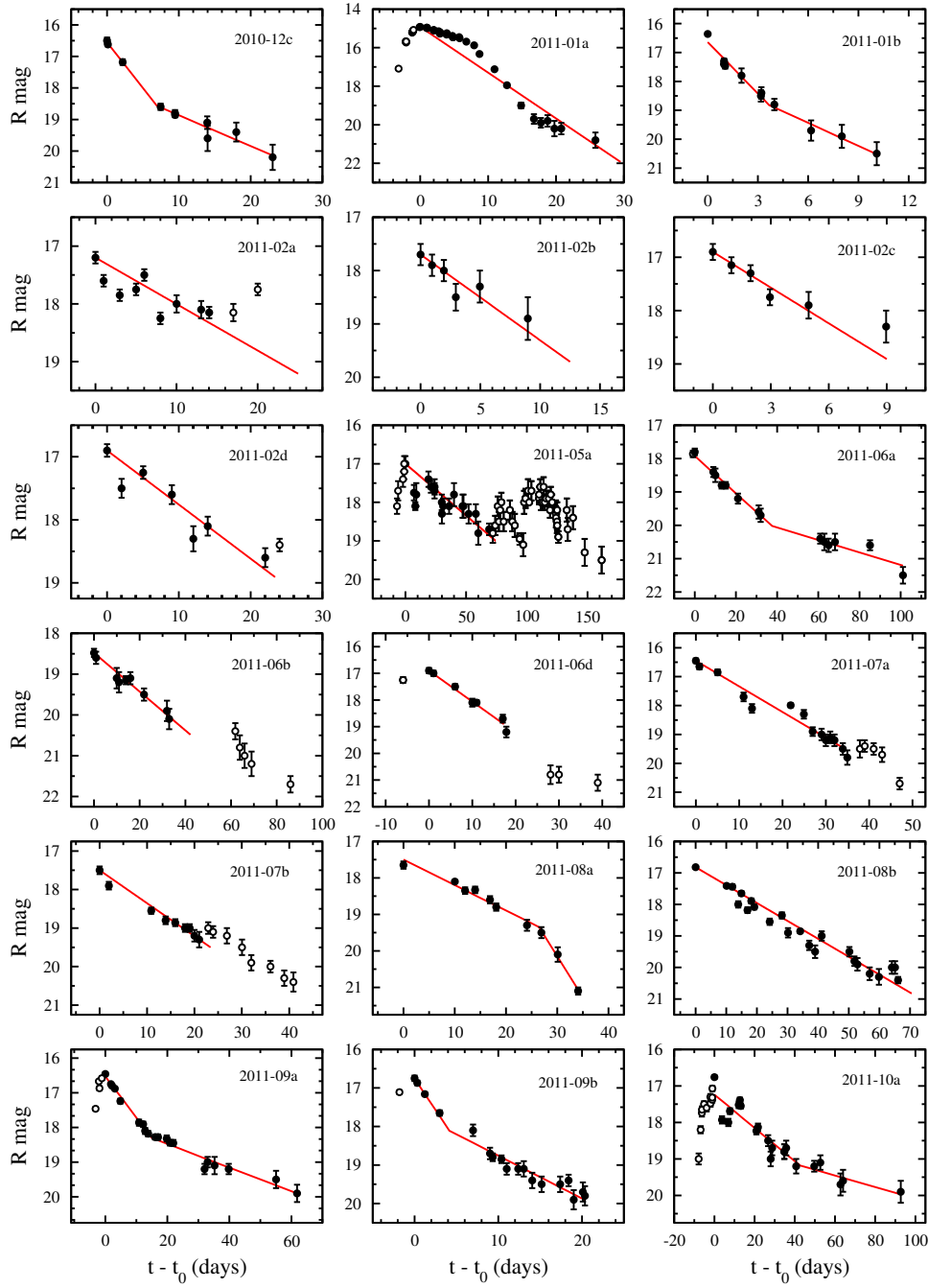


Figure 1.4. Continuation of Figure 1.

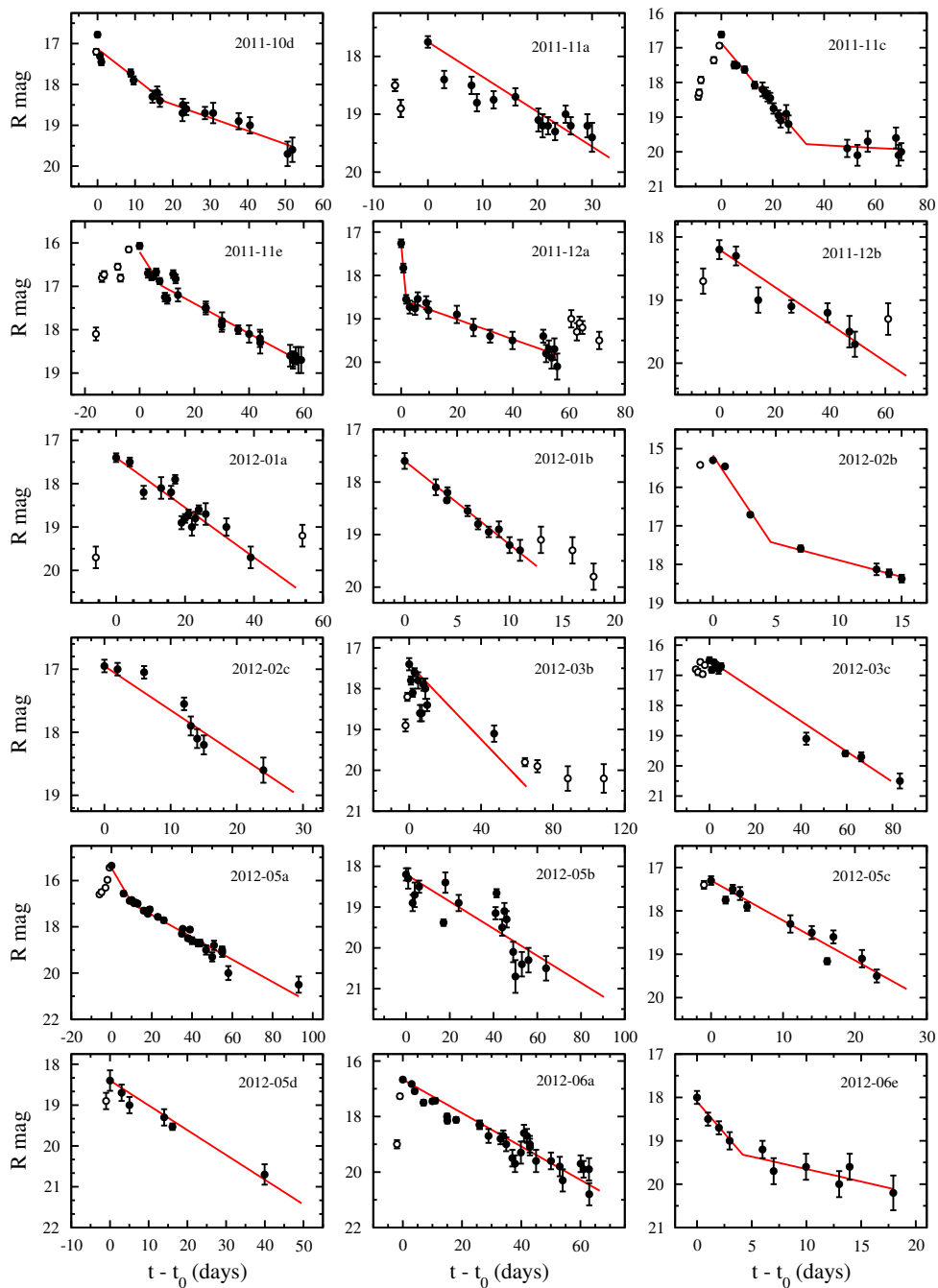


Figure 1.5. Continuation of Figure 1.



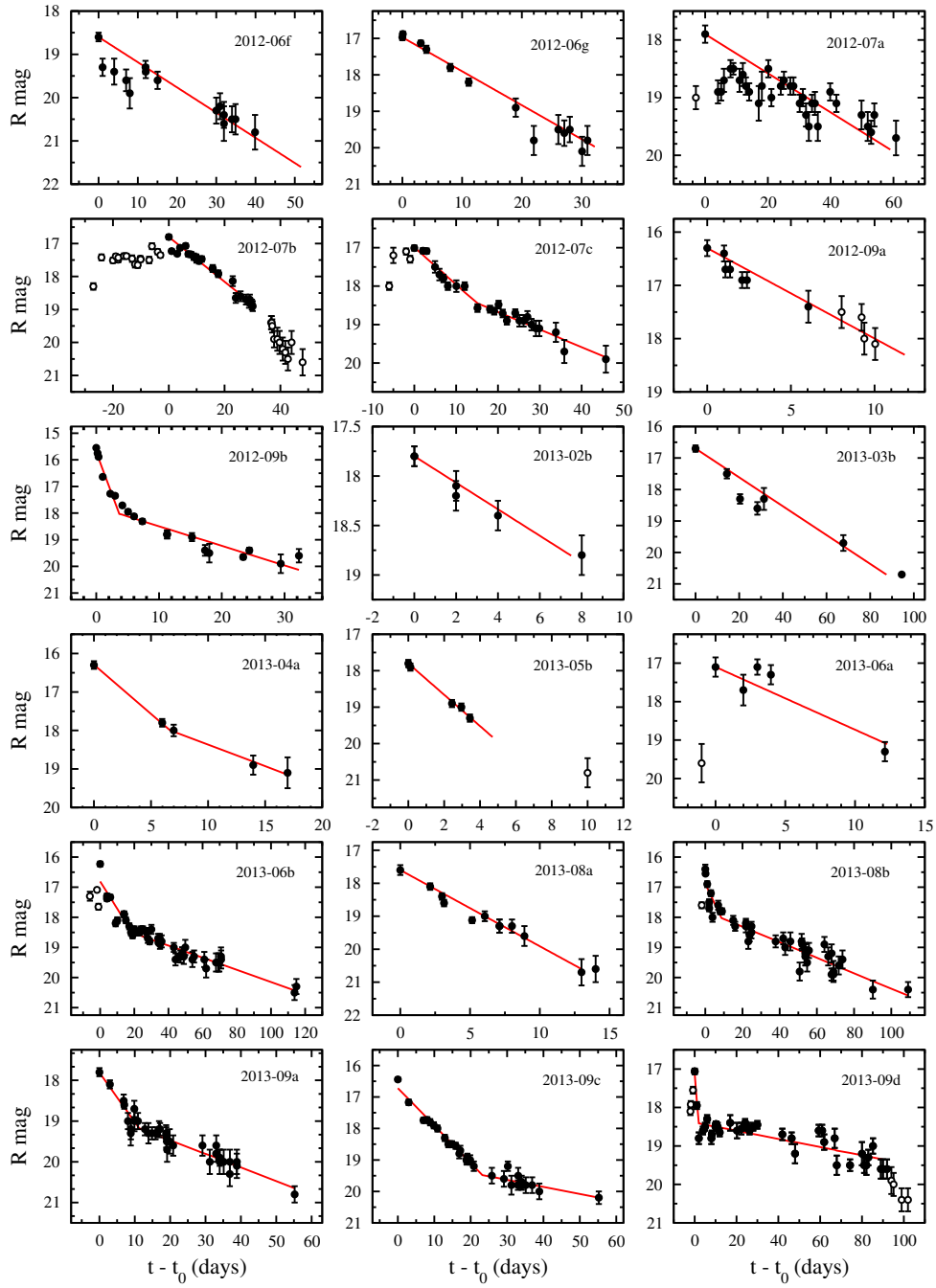


Figure 1.6. Continuation of Figure 1.

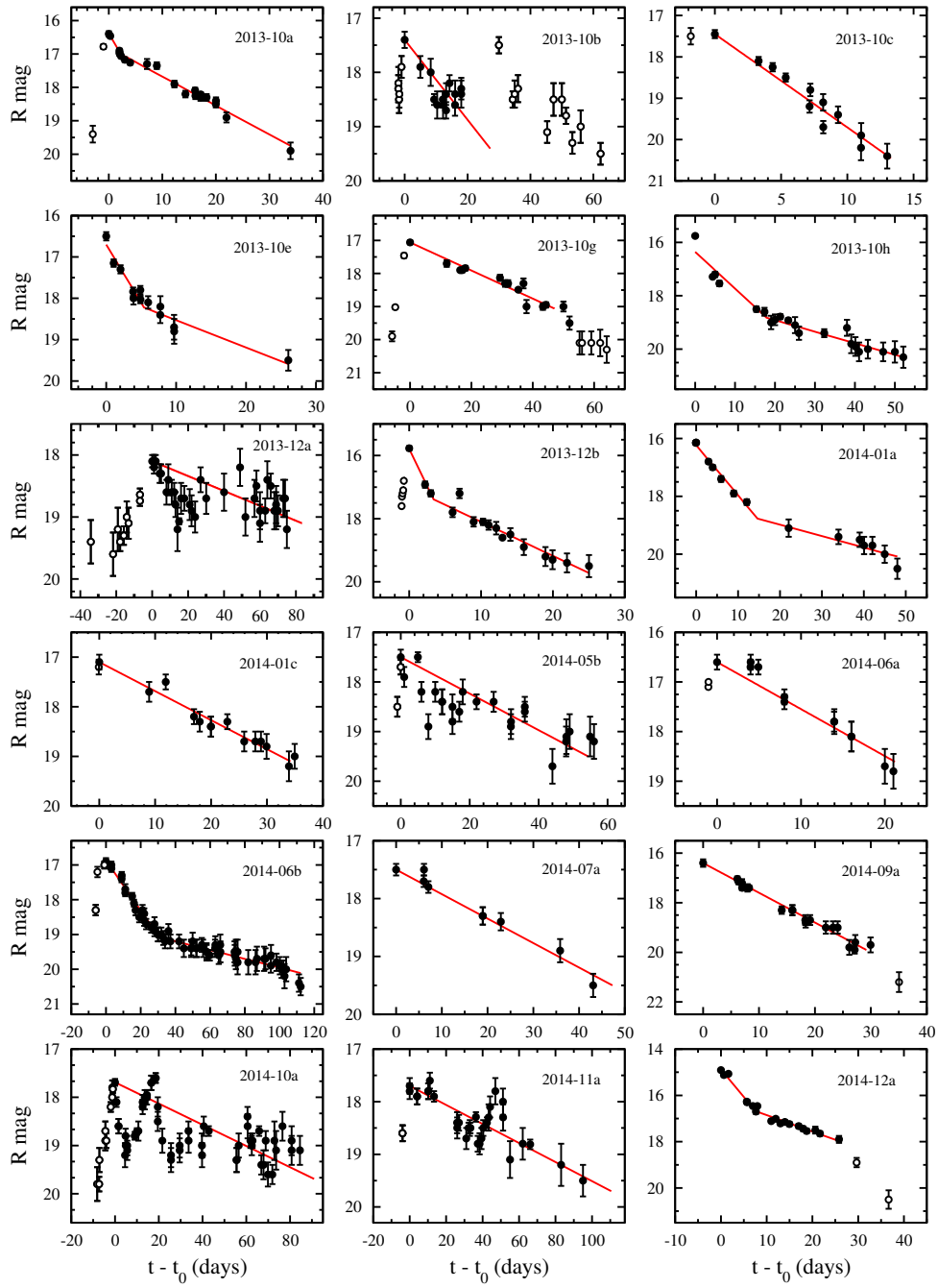


Figure 1.7. Continuation of Figure 1.

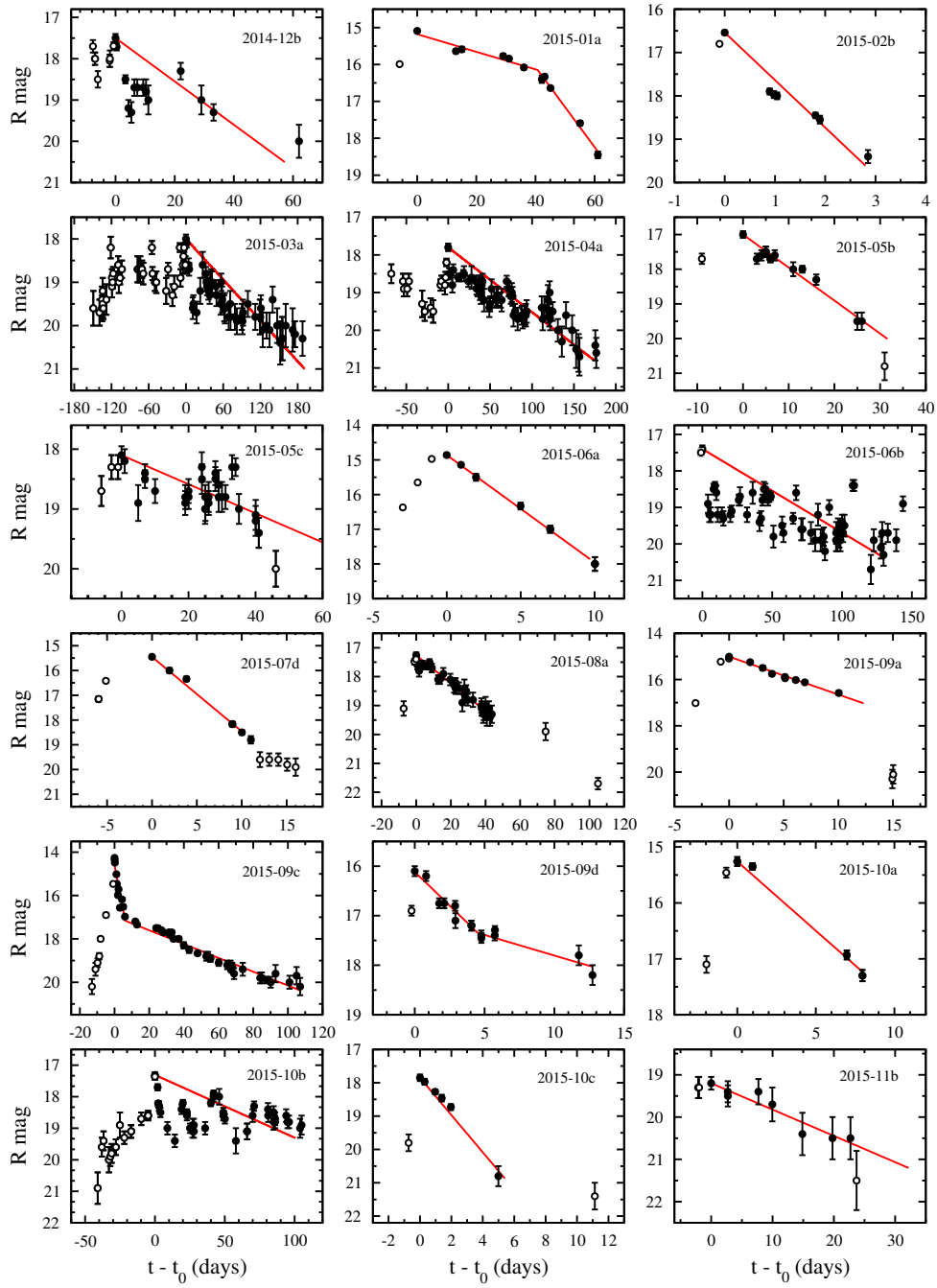


Figure 1.8. Continuation of Figure 1.

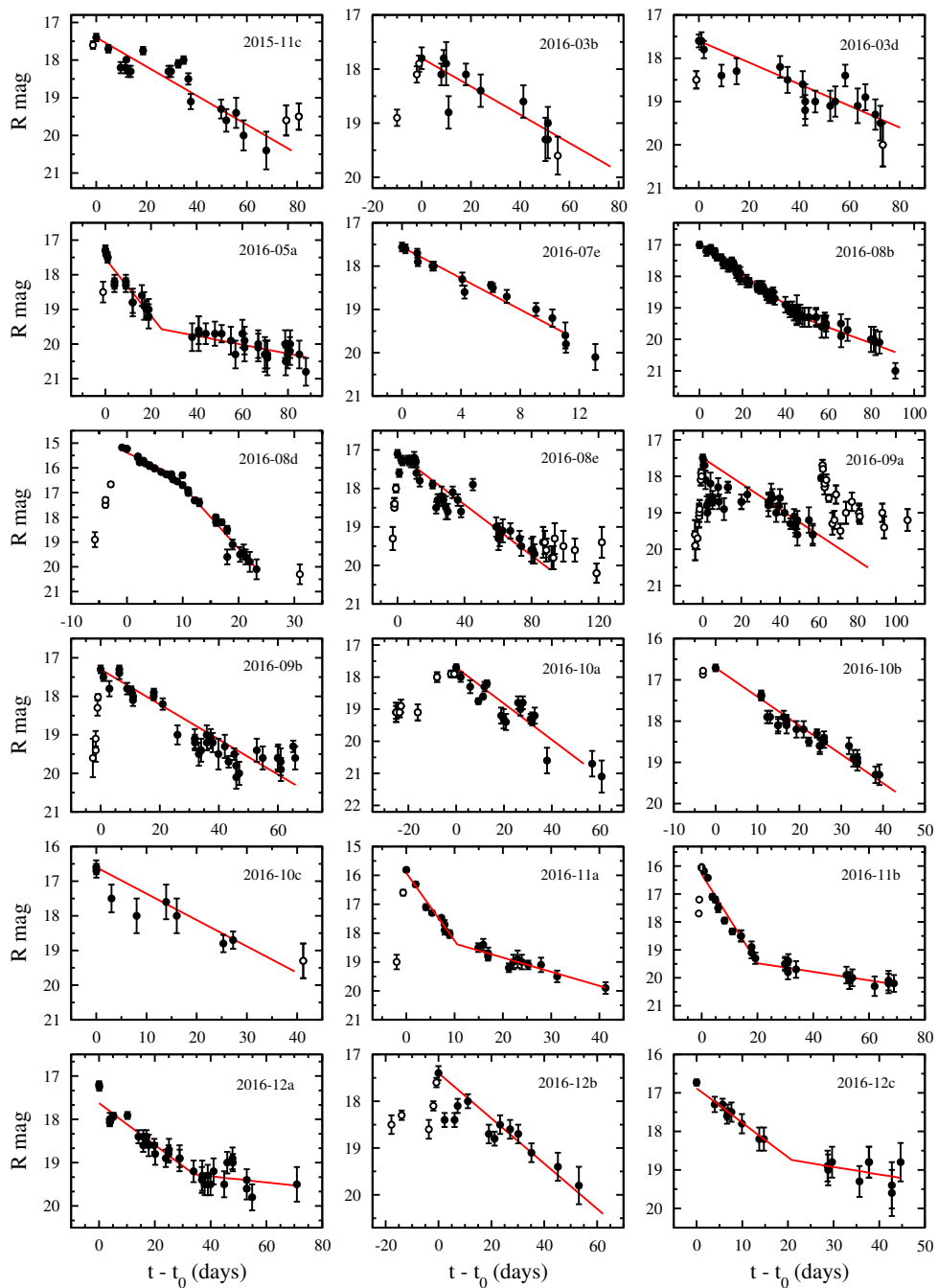


Figure 1.9. Continuation of Figure 1.

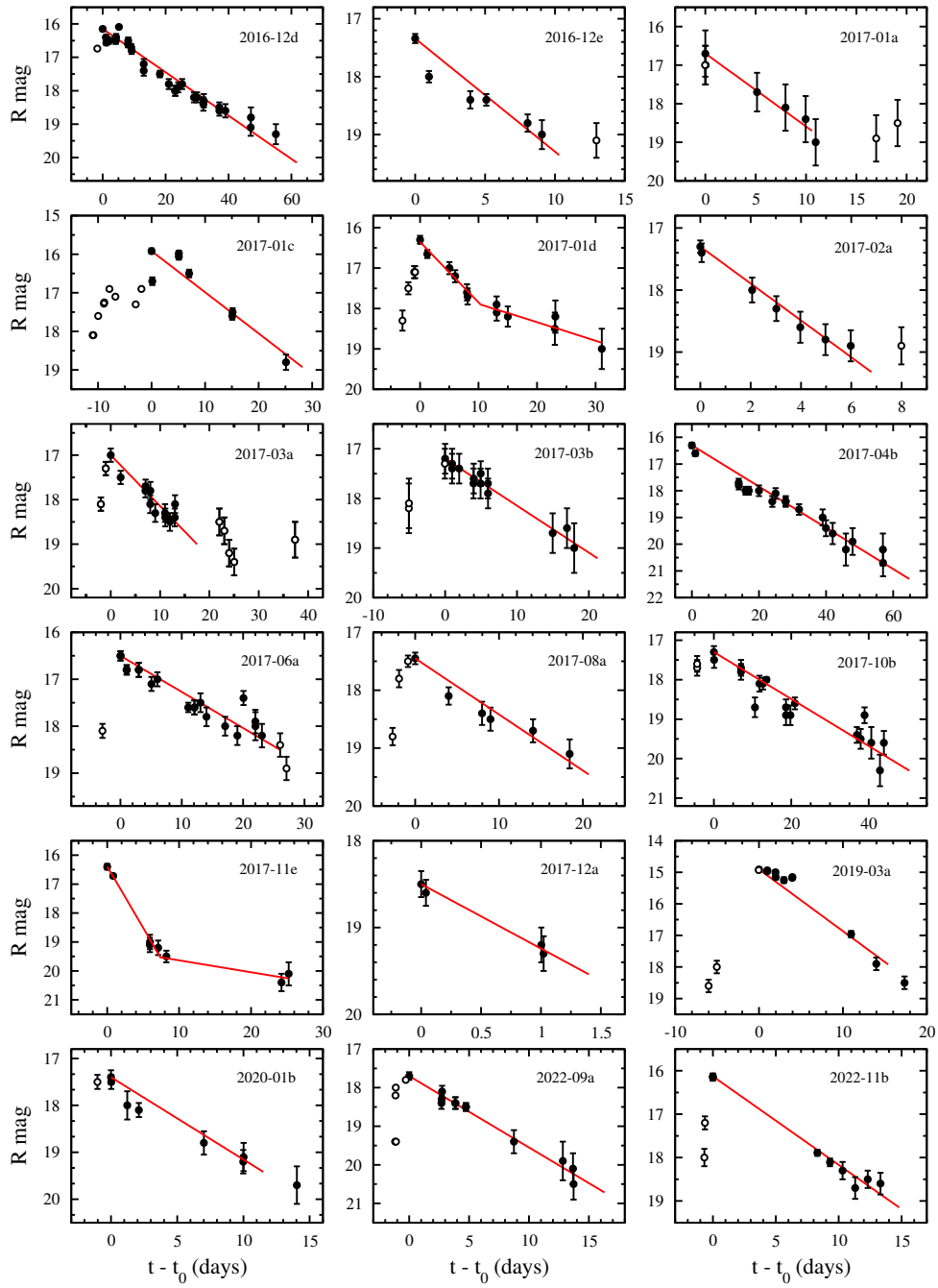


Figure 1.10. Continuation of Figure 1.

of most nova light curves, our estimates of the  $t_2$  times for many novae will have true uncertainties that exceed the formal values determined in the fits.

Tables 1–4 give the light curve parameters for our complete sample of novae, where we have differentiated between the Linear, Break, Jitter, and known recurrent nova classes, respectively. We note that this distinction was not observed in the earlier [Shafter et al. \(2011\)](#) analysis of the pre-2010 data. Thus, for consistency, we have re-determined the light curve parameters for these novae following the criteria described above. As a result, the pre-2010 light curve parameters given in Tables 1–4 can be expected to differ somewhat from those given in the earlier paper. For the novae in the Break class the light curves are characterized by two fade rates,  $f_1$  and  $f_2$ , determined from fits on either side of the break point (defined by  $m_{\text{break}}$  and  $t_{\text{break}}$ ). A proper determination of the  $t_2$  time for these novae is complicated by any change in slope that occurs before the nova has faded by 2 magnitudes from maximum light (i.e., if  $m_{\text{break}} < m_{\text{peak}+2}$ ), and thus is not simply given by  $t_2 = 2/f_1$ . Instead, in such cases the time where the light curve crosses the  $m_{\text{peak}+2}$  point occurs on the second slope, and it is given by  $t_2 = t_{\text{break}} + (m_{\text{peak}+2} - m_{\text{break}})/f_2$ . The peak magnitudes have been converted to absolute  $R$  magnitudes by adopting a distance modulus and foreground  $R$ -band extinction for M31 of  $\mu_0 = 24.42 \pm 0.06$  ([Tully et al. 2013](#)) and  $A_R = 0.14$  mag ([Schlafly & Finkbeiner 2011](#)).

Below we explore the relationship between light curve parameters by considering the Maximum Magnitude, Rate of Decline (MMRD) relation.

#### 4. THE MMRD RELATION FOR M31

Figure 2 shows the MMRD relation for our complete sample of M31 novae. Despite considerable scatter in the relation as expected, it appears that the peak absolute magnitude is nevertheless weakly correlated with  $\log t_2$ . Novae that reach the highest peak luminosity do generally evolve more rapidly compared with the less luminous systems. As described by [Shafter et al. \(2023\)](#) and discussed further below, recurrent novae (red points in Figure 2) deviate systematically from the MMRD relation, as expected, being found predominately in the lower left quadrant of the MMRD plane.

The MMRD relation for Galactic novae has traditionally taken a linear form:

$$M_\lambda(\text{max}) = a + b \log t_n, \quad (1)$$

where  $M_\lambda(\text{max})$  is the absolute magnitude at maximum light as measured through a given photometric filter denoted by  $\lambda$  (typically  $V$  or  $R$ ),  $t_n$  is the time in days for a nova to decline by  $n$  (typically 2 or 3) mag from maximum light, and  $a$  and  $b$  are fitting parameters representing the intercept and slope of the linear MMRD relation. More complicated representations parameterized by an `arctan` function have been used in some extragalactic nova studies (e.g., see [della Valle et al. 1994](#)) but its use is not justified here given the large scatter seen in our M31 nova sample.

The broken line shown in Figure 2 represents the optimum linear fit to our M31 data with the dotted lines showing  $\pm 1\sigma$  confidence limits about this relation. In determining the fit we have opted to omit the known recurrent nova systems (red circles), which are known to depart from the MMRD relation. The resulting best-fit solution to our M31 data is given by:

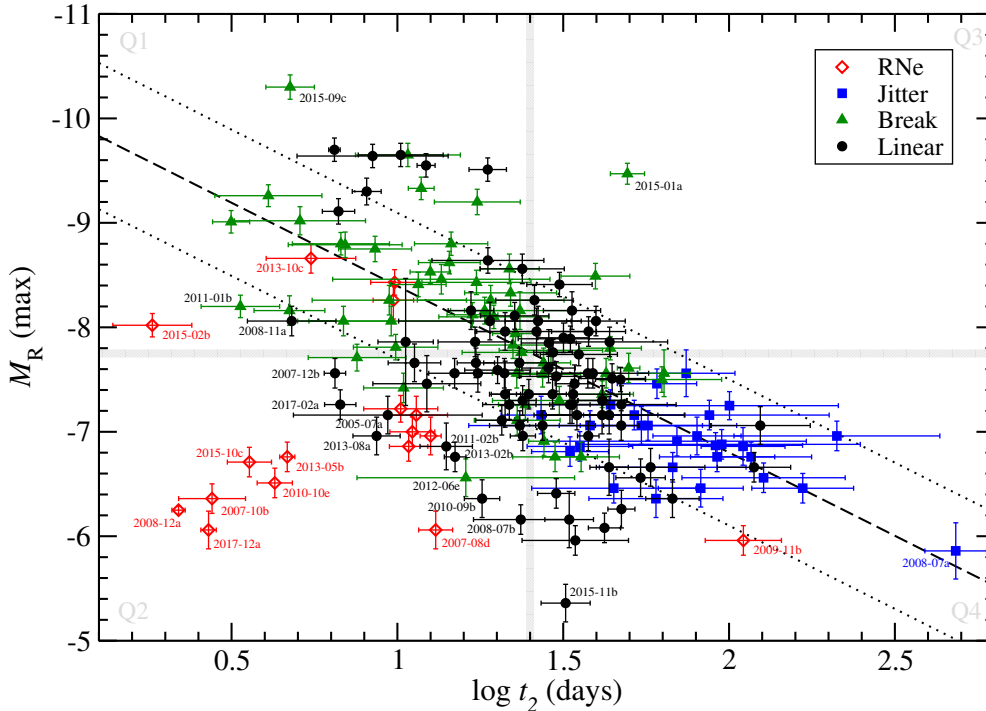
$$M_R = -9.99(\pm 0.22) + 1.59(\pm 0.15) \log t_2. \quad (2)$$

The large scatter in the relation makes it clear that the MMRD relation represents, at best, a weak correlation between the peak absolute magnitude of a nova and its rate of decline from maximum light. For a given value of  $\log t_2$  the RMS spread is  $\sim 0.7$  mag. As a result, the measurement of the peak brightness and fade rate of a single extragalactic nova would not allow a distance measurement to better than  $\pm \sim 30\%$ .

##### 4.1. The High Quality MMRD Samples

We considered the possibility that the MMRD relation might be improved if we restricted our analysis to novae with the most complete and well behaved light curves where our estimates of the peak magnitudes and fade rates should be the most reliable. From a visual inspection of the light curves for all of our novae we selected 118 high-quality light curves. We have further distilled this sample to identify 67 novae where we have the highest confidence in the derived light curve parameters. Following the convention of [Schaefer \(2018\)](#), these novae having the best determined parameters make up our ‘‘Gold’’ sample, with the remaining 51 novae with high quality light curves making up our ‘‘Silver’’ sample. All remaining novae comprise our ‘‘Bronze’’ nova sample.

The resulting MMRD relation for the highest quality nova samples is shown in Figure 3. Despite our expectation that restricting our analysis to these novae would improve the observed correlation between peak magnitude and fade



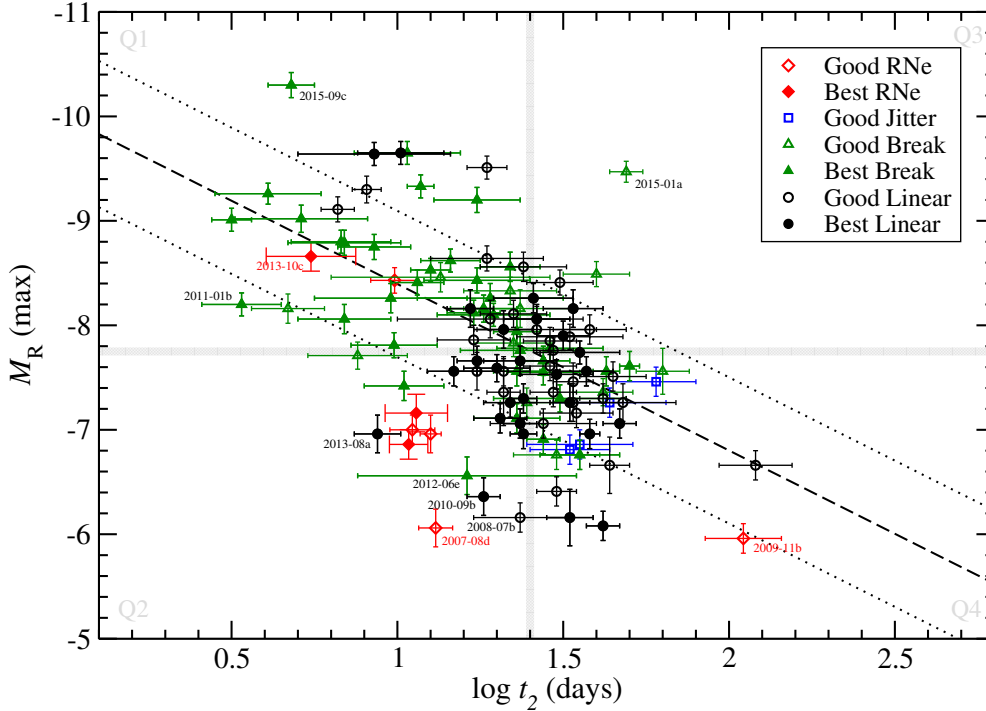
**Figure 2.** The MMRD relation for M31. The data show a weak correlation between the absolute magnitude of a nova at the peak of its eruption and the time for the nova to fade two magnitudes from maximum light. Following [Shafter et al. \(2023\)](#), the MMRD plane is divided into four quadrants as indicated by the light gray lines. Linear, Break, and Jitter class novae as well as the known recurrent novae are distinguished as indicated in the Key to the figure. Broadly speaking, the Break and Jitter class novae are found primarily among the fastest and slowest novae, respectively, with the known recurrent systems being mostly confined to the lower left quadrant (Q2) of the MMRD plane. The dashed line represents the best fitting linear MMRD relation (excluding known recurrent novae) with the dotted lines showing the  $\pm 1\sigma$  departures from this relation. Novae that significantly depart from the MMRD relation (e.g., known and suspected recurrent novae) are identified.

rate, no improvement is apparent. Indeed, the elimination of most of the novae in the Jitter class, which have the most erratic light curve declines, dramatically reduced the number of novae in the lower right quadrant of the MMRD plane. The inclusion of these slowly fading novae are integral to the character of the MMRD relation, and without them, the MMRD relation becomes much less well defined.

#### 4.2. The MMRD Relation as a Selection Effect

[Shafter et al. \(2023\)](#) has recently argued that the observed MMRD relation results from the expectations of nova theory coupled with observational selection biases. Following [Shafter et al. \(2023\)](#) it is useful to divide the MMRD plane into four quadrants: (Q1) fast and bright novae in the upper left, (Q2) fast and faint novae in the lower left, (Q3) slow and bright novae in the upper right, and finally (Q4) slow and faint novae in the lower right quadrant. Where a given nova will fall in the MMRD plane ultimately depends on the properties of the progenitor binary, principally the white dwarf mass ( $M_{\text{WD}}$ ) and the rate of accretion onto its surface. These parameters are important both because they determine amount of mass ( $M_{\text{ign}}$ ) that must be accreted before a thermonuclear runaway (TNR) is triggered, and because they determine the degeneracy of the accreted envelope (and thus the strength of the TNR) (e.g., [Nomoto 1982](#); [Townsend & Bildsten 2005](#); [Kato et al. 2014](#)).

Models show that  $M_{\text{ign}}$  is the smallest for systems having massive WDs accreting at a high rate, while it is the highest for systems with low mass white dwarfs accreting a low rate. Thus, the time taken for a given system to



**Figure 3.** The MMRD relation for M31 based on the highest quality data from our Gold and Silver samples. Almost all of the novae in the Jitter class have been omitted as the large amplitude fluctuations made the determination of the fade rate particularly difficult. Restricting the sample to the novae with the most well behaved light curves does not strengthen the MMRD relation. The fits shown (dashed and dotted lines) are reproduced from Figure 2.

achieve a TNR will (the recurrence time) be the shortest ( $\lesssim 10^2$  yr) for the high mass, high accretion rate systems. These are the recurrent novae. Conversely, the low mass, low accretion rate systems are expected to have extremely long recurrence times, of order  $10^5$  yr (e.g., see Kato et al. 2014, their figure 6). In addition, high accretion rates in the recurrent novae can be expected to suppress the degeneracy in the accreted layer resulting in weaker TNRs. Thus, although the recurrent novae will erupt much more frequently than the low accretion rate systems, they will result in relatively weak, low luminosity, eruptions. Finally, the small accreted mass in the recurrent nova systems will translate into correspondingly lower expelled masses, which in turn will result the ejected gas becoming optically thin soon after the eruption leading to a more rapid photometric evolution. The net result is that recurrent novae will be characterized by “fast and faint” eruptions that lie in the lower left quadrant of the MMRD plane. Referring to Figure 2, that is precisely what is observed.

What about the progenitors harboring slowly accreting, low mass WDs that must accrete a massive envelope prior to ignition of the TNR? These systems, which erupt with recurrence timescales thousands of time longer than the known recurrent novae, are expected to be extremely rare. When the eruption finally does occur it will do so in a highly degenerate layer. The resulting eruption will therefore be luminous and can be expected to produce a massive ejecta that evolves relatively slowly. Thus, these novae will reside in the sparsely populated upper right quadrant (Q3) of the MMRD plane. A lone example of such a nova is M31N 2015-01a. The paucity of novae observed in this quadrant can be understood simply as a result of the extremely long recurrence time expected for progenitors with slowly accreting, low mass white dwarfs. On the other hand, it is less obvious why the lower left quadrant (Q2) should be relatively devoid of novae. After all, novae in this quadrant have the shortest recurrence times and should be relatively common. The resolution of this apparent contradiction is that the discovery of the fast and faint novae in Q2 has been strongly



selected against in legacy magnitude-limited surveys that were plagued with poor temporal resolution. These earlier surveys therefore were primarily sensitive to novae arising in the first and fourth quadrants of the MMRD plane. The bright and rapidly evolving systems in Q1 predominately arise from progenitors with relatively high mass white dwarfs accreting at a modest rate, while the faint and slowly evolving novae in Q4 are produced by progenitors having low-mass WDs accreting at relatively high rates. Given the paucity of novae either detected or produced (in Q2 and Q3, respectively), we are left with novae primarily inhabiting the first and fourth quadrants of the MMRD plane. This provides a general framework by which the traditional MMRD relation can be understood.

**Table 1.** Linear Nova Light Curve Parameters

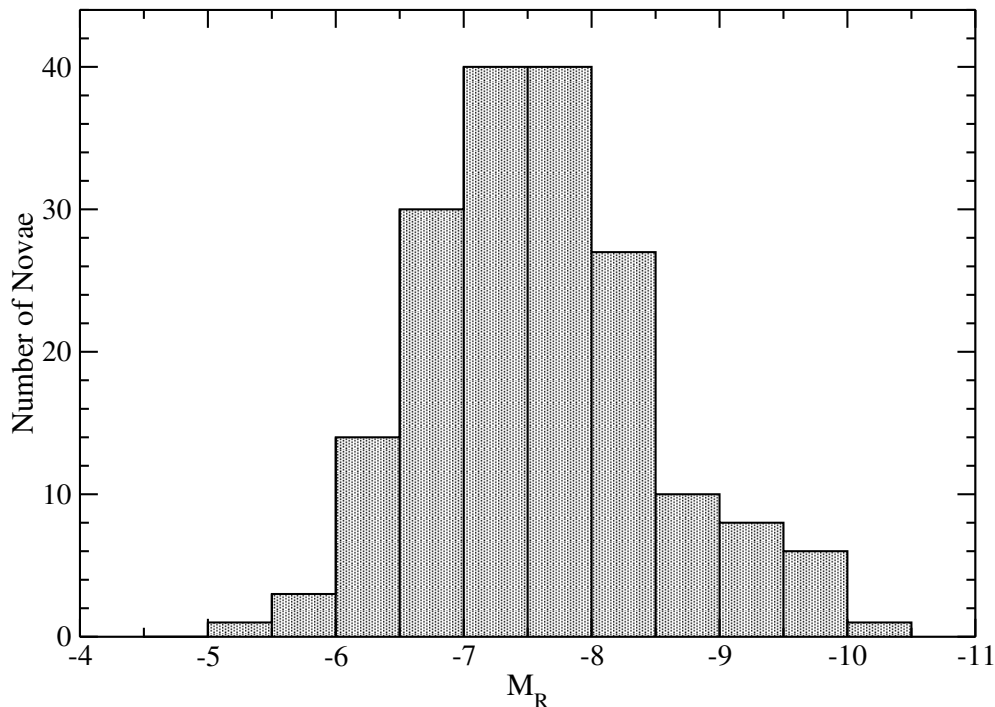
Nova		JD (max)			$t_2$		
(M31N)	Sample	(2,450,000+)	$m_R$ (max)	$M_R$ (max)	(d)	$\log t_2$	$M_{15}$
2002-08a	Silver	2490.523	$17.05 \pm 0.10$	$-7.51 \pm 0.14$	$44.4 \pm 10.3$	$1.65 \pm 0.10$	$-6.83 \pm 0.21$
2004-08b	Silver	3225.482	$17.30 \pm 0.15$	$-7.26 \pm 0.18$	$47.4 \pm 18.0$	$1.68 \pm 0.16$	$-6.63 \pm 0.30$
2004-09a	Silver	3251.518	$17.50 \pm 0.10$	$-7.06 \pm 0.14$	$27.4 \pm 10.1$	$1.44 \pm 0.16$	$-5.96 \pm 0.43$
2004-11a	Silver	3315.390	$16.50 \pm 0.15$	$-8.06 \pm 0.18$	$19.0 \pm 12.0$	$1.28 \pm 0.28$	$-6.48 \pm 1.02$
2004-11b	Silver	3315.390	$16.60 \pm 0.10$	$-7.96 \pm 0.14$	$37.7 \pm 9.7$	$1.58 \pm 0.11$	$-7.16 \pm 0.25$
2005-01a	Silver	3384.212	$15.05 \pm 0.05$	$-9.51 \pm 0.11$	$18.7 \pm 2.4$	$1.27 \pm 0.06$	$-7.91 \pm 0.24$
2005-07a	Bronze	2581.419	$17.40 \pm 0.15$	$-7.16 \pm 0.18$	$9.4 \pm 6.1$	$0.97 \pm 0.28$	$-3.95 \pm 2.11$
2006-06a	Gold	3892.518	$17.60 \pm 0.10$	$-6.96 \pm 0.14$	$37.6 \pm 2.8$	$1.58 \pm 0.03$	$-6.16 \pm 0.15$
2006-09c	Gold	4000.317	$17.00 \pm 0.10$	$-7.56 \pm 0.14$	$14.9 \pm 2.7$	$1.17 \pm 0.08$	$-5.54 \pm 0.39$
2006-12a	Gold	4093.174	$17.30 \pm 0.15$	$-7.26 \pm 0.18$	$33.1 \pm 4.6$	$1.52 \pm 0.06$	$-6.35 \pm 0.22$
2007-02b	Gold	4135.298	$16.66 \pm 0.10$	$-7.90 \pm 0.14$	$31.7 \pm 5.7$	$1.50 \pm 0.08$	$-6.95 \pm 0.22$
2007-07e	Silver	4327.469	$17.90 \pm 0.25$	$-6.66 \pm 0.27$	$43.5 \pm 5.8$	$1.64 \pm 0.06$	$-5.97 \pm 0.28$
2007-11b	Bronze	4415.446	$18.30 \pm 0.15$	$-6.26 \pm 0.18$	$47.4 \pm 4.4$	$1.68 \pm 0.04$	$-5.63 \pm 0.19$
2007-12b	Bronze	4445.234	$17.00 \pm 0.10$	$-7.56 \pm 0.14$	$6.5 \pm 0.5$	$0.81 \pm 0.03$	$-2.93 \pm 0.37$
2008-05c	Silver	4619.529	$17.20 \pm 0.10$	$-7.36 \pm 0.14$	$29.4 \pm 5.1$	$1.47 \pm 0.07$	$-6.34 \pm 0.23$
2008-06b	Silver	4644.498	$16.00 \pm 0.10$	$-8.56 \pm 0.14$	$23.8 \pm 6.9$	$1.38 \pm 0.13$	$-7.30 \pm 0.39$
2008-07b	Silver	4675.581	$18.40 \pm 0.10$	$-6.16 \pm 0.14$	$23.5 \pm 7.7$	$1.37 \pm 0.14$	$-4.89 \pm 0.44$
2008-08a	Silver	4692.616	$16.70 \pm 0.10$	$-7.86 \pm 0.14$	$17.1 \pm 4.4$	$1.23 \pm 0.11$	$-6.11 \pm 0.47$
2008-10b	Bronze	4800.301	$18.00 \pm 0.15$	$-6.56 \pm 0.18$	$54.1 \pm 9.3$	$1.73 \pm 0.07$	$-6.01 \pm 0.20$
2008-11a	Bronze	4775.218	$16.50 \pm 0.10$	$-8.06 \pm 0.14$	$4.8 \pm 1.5$	$0.68 \pm 0.13$	$-1.81 \pm 1.93$
2009-08d	Bronze	5055.923	$17.20 \pm 0.10$	$-7.36 \pm 0.14$	$33.9 \pm 13.3$	$1.53 \pm 0.17$	$-6.47 \pm 0.38$
2009-08e	Silver	5073.441	$17.90 \pm 0.10$	$-6.66 \pm 0.14$	$118.9 \pm 30.3$	$2.08 \pm 0.11$	$-6.41 \pm 0.16$
2009-09a	Bronze	5080.413	$17.50 \pm 0.15$	$-7.06 \pm 0.18$	$124.2 \pm 43.1$	$2.09 \pm 0.15$	$-6.82 \pm 0.20$
2009-10c	Gold	5124.491	$16.40 \pm 0.15$	$-8.16 \pm 0.18$	$33.6 \pm 6.7$	$1.53 \pm 0.09$	$-7.27 \pm 0.25$
2009-11a	Gold	5140.463	$17.60 \pm 0.10$	$-6.96 \pm 0.14$	$23.9 \pm 2.1$	$1.38 \pm 0.04$	$-5.70 \pm 0.18$
2009-11c	Gold	5148.536	$17.03 \pm 0.10$	$-7.53 \pm 0.14$	$30.1 \pm 7.7$	$1.48 \pm 0.11$	$-6.53 \pm 0.29$
2009-11d	Gold	5157.299	$17.26 \pm 0.10$	$-7.30 \pm 0.14$	$23.9 \pm 2.2$	$1.38 \pm 0.04$	$-6.04 \pm 0.18$
2009-11e	Bronze	5158.542	$17.00 \pm 0.10$	$-7.56 \pm 0.14$	$38.8 \pm 15.1$	$1.59 \pm 0.17$	$-6.79 \pm 0.33$
2010-05a	Gold	5353.979	$17.00 \pm 0.10$	$-7.56 \pm 0.14$	$37.5 \pm 6.8$	$1.57 \pm 0.08$	$-6.76 \pm 0.20$
2010-09b	Gold	5476.432	$18.20 \pm 0.15$	$-6.36 \pm 0.18$	$18.0 \pm 2.2$	$1.26 \pm 0.05$	$-4.69 \pm 0.27$
2010-10c	Gold	5490.515	$18.15 \pm 0.10$	$-6.41 \pm 0.14$	$30.1 \pm 3.9$	$1.48 \pm 0.06$	$-5.41 \pm 0.19$
2011-01a	Gold	5573.463	$14.92 \pm 0.05$	$-9.64 \pm 0.11$	$8.4 \pm 4.4$	$0.93 \pm 0.23$	$-6.08 \pm 1.87$
2011-02a	Bronze	5613.236	$17.20 \pm 0.10$	$-7.36 \pm 0.14$	$24.9 \pm 6.5$	$1.40 \pm 0.11$	$-6.16 \pm 0.34$
2011-02b	Bronze	5616.284	$17.70 \pm 0.20$	$-6.86 \pm 0.22$	$14.0 \pm 2.6$	$1.15 \pm 0.08$	$-4.72 \pm 0.45$
2011-02c	Bronze	5616.284	$16.90 \pm 0.15$	$-7.66 \pm 0.18$	$11.3 \pm 2.1$	$1.05 \pm 0.08$	$-4.99 \pm 0.52$
2011-02d	Gold	5621.241	$16.90 \pm 0.10$	$-7.66 \pm 0.14$	$23.3 \pm 5.8$	$1.37 \pm 0.11$	$-6.37 \pm 0.35$
2011-06b	Gold	5726.634	$18.48 \pm 0.10$	$-6.08 \pm 0.14$	$42.1 \pm 4.7$	$1.62 \pm 0.05$	$-5.37 \pm 0.16$
2011-06d	Gold	5748.533	$16.90 \pm 0.10$	$-7.66 \pm 0.14$	$17.2 \pm 2.2$	$1.24 \pm 0.06$	$-5.92 \pm 0.27$
2011-07a	Silver	5765.584	$16.45 \pm 0.08$	$-8.11 \pm 0.13$	$22.6 \pm 5.4$	$1.35 \pm 0.10$	$-6.78 \pm 0.34$
2011-07b	Gold	5776.596	$17.50 \pm 0.10$	$-7.06 \pm 0.14$	$23.4 \pm 2.6$	$1.37 \pm 0.05$	$-5.78 \pm 0.20$
2011-08b	Gold	5778.462	$16.82 \pm 0.04$	$-7.74 \pm 0.11$	$35.2 \pm 9.4$	$1.55 \pm 0.12$	$-6.89 \pm 0.25$
2011-12b	Bronze	5931.290	$18.20 \pm 0.15$	$-6.36 \pm 0.18$	$67.5 \pm 12.5$	$1.83 \pm 0.08$	$-5.92 \pm 0.20$

**Table 1** continued on next page

Table 1 (*continued*)

Nova		JD (max)			$t_2$		
(M31N)	Sample	(2,450,000+)	$m_R$ (max)	$M_R$ (max)	(d)	$\log t_2$	$M_{15}$
2012-01a	Silver	5937.217	$17.40 \pm 0.10$	$-7.16 \pm 0.14$	$34.8 \pm 8.7$	$1.54 \pm 0.11$	$-6.30 \pm 0.26$
2012-02c	Silver	5978.234	$16.95 \pm 0.10$	$-7.61 \pm 0.14$	$28.6 \pm 5.3$	$1.46 \pm 0.08$	$-6.56 \pm 0.24$
2012-03b	Bronze	6005.273	$17.40 \pm 0.15$	$-7.16 \pm 0.18$	$43.5 \pm 22.7$	$1.64 \pm 0.23$	$-6.47 \pm 0.40$
2012-03c	Bronze	6010.269	$16.50 \pm 0.10$	$-8.06 \pm 0.14$	$39.7 \pm 8.1$	$1.60 \pm 0.09$	$-7.30 \pm 0.21$
2012-05c	Gold	6053.558	$17.30 \pm 0.10$	$-7.26 \pm 0.14$	$21.7 \pm 4.0$	$1.34 \pm 0.08$	$-5.88 \pm 0.29$
2012-05d	Gold	6053.567	$18.40 \pm 0.25$	$-6.16 \pm 0.27$	$33.0 \pm 5.6$	$1.52 \pm 0.07$	$-5.25 \pm 0.31$
2012-06a	Silver	6098.538	$16.67 \pm 0.07$	$-7.89 \pm 0.12$	$33.2 \pm 12.1$	$1.52 \pm 0.16$	$-6.99 \pm 0.35$
2012-06f	Bronze	6101.535	$18.60 \pm 0.10$	$-5.96 \pm 0.14$	$34.4 \pm 12.7$	$1.54 \pm 0.16$	$-5.09 \pm 0.35$
2012-06g	Gold	6105.552	$16.97 \pm 0.08$	$-7.59 \pm 0.13$	$20.0 \pm 4.6$	$1.30 \pm 0.10$	$-6.09 \pm 0.36$
2012-07a	Bronze	6127.462	$17.90 \pm 0.15$	$-6.66 \pm 0.18$	$58.0 \pm 21.9$	$1.76 \pm 0.16$	$-6.14 \pm 0.27$
2012-07b	Silver	6151.580	$16.80 \pm 0.07$	$-7.76 \pm 0.12$	$29.5 \pm 4.0$	$1.47 \pm 0.06$	$-6.74 \pm 0.18$
2013-02b	Bronze	6354.246	$17.80 \pm 0.10$	$-6.76 \pm 0.14$	$14.9 \pm 1.1$	$1.17 \pm 0.03$	$-4.75 \pm 0.21$
2013-03b	Bronze	6376.272	$16.70 \pm 0.10$	$-7.86 \pm 0.14$	$43.6 \pm 17.6$	$1.64 \pm 0.17$	$-7.17 \pm 0.31$
2013-06a	Bronze	6458.554	$17.10 \pm 0.25$	$-7.46 \pm 0.27$	$12.3 \pm 4.6$	$1.09 \pm 0.16$	$-5.01 \pm 0.96$
2013-08a	Gold	6513.479	$17.60 \pm 0.15$	$-6.96 \pm 0.18$	$8.7 \pm 1.4$	$0.94 \pm 0.07$	$-3.49 \pm 0.60$
2013-10g	Bronze	6592.227	$17.06 \pm 0.06$	$-7.50 \pm 0.12$	$47.1 \pm 8.2$	$1.67 \pm 0.08$	$-6.86 \pm 0.16$
2014-01c	Silver	6683.314	$17.10 \pm 0.15$	$-7.46 \pm 0.18$	$34.2 \pm 4.6$	$1.53 \pm 0.06$	$-6.58 \pm 0.22$
2014-06a	Gold	6837.518	$16.60 \pm 0.15$	$-7.96 \pm 0.18$	$21.1 \pm 4.4$	$1.32 \pm 0.09$	$-6.54 \pm 0.35$
2014-07a	Gold	6851.479	$17.50 \pm 0.10$	$-7.06 \pm 0.14$	$47.3 \pm 5.8$	$1.67 \pm 0.05$	$-6.43 \pm 0.16$
2014-09a	Gold	6910.327	$16.40 \pm 0.15$	$-8.16 \pm 0.18$	$16.7 \pm 2.6$	$1.22 \pm 0.07$	$-6.36 \pm 0.34$
2015-05b	Silver	7173.530	$17.00 \pm 0.10$	$-7.56 \pm 0.14$	$21.0 \pm 3.7$	$1.32 \pm 0.08$	$-6.13 \pm 0.29$
2015-06a	Bronze	7179.524	$14.86 \pm 0.05$	$-9.70 \pm 0.11$	$6.5 \pm 0.3$	$0.81 \pm 0.02$	$-5.06 \pm 0.22$
2015-07d	Silver	7231.527	$15.45 \pm 0.07$	$-9.11 \pm 0.12$	$6.6 \pm 0.7$	$0.82 \pm 0.05$	$-4.59 \pm 0.52$
2015-08a	Silver	7257.615	$17.26 \pm 0.10$	$-7.30 \pm 0.14$	$41.5 \pm 7.1$	$1.62 \pm 0.07$	$-6.58 \pm 0.19$
2015-09a	Bronze	7280.349	$15.01 \pm 0.05$	$-9.55 \pm 0.11$	$12.2 \pm 0.8$	$1.09 \pm 0.03$	$-7.09 \pm 0.19$
2015-10a	Silver	7300.262	$15.26 \pm 0.08$	$-9.30 \pm 0.13$	$8.1 \pm 0.8$	$0.91 \pm 0.04$	$-5.59 \pm 0.39$
2015-11b	Bronze	7340.508	$19.20 \pm 0.15$	$-5.36 \pm 0.18$	$32.2 \pm 5.5$	$1.51 \pm 0.07$	$-4.43 \pm 0.24$
2016-03b	Bronze	7456.318	$17.26 \pm 0.10$	$-7.30 \pm 0.14$	$41.5 \pm 7.1$	$1.62 \pm 0.07$	$-6.58 \pm 0.19$
2016-10b	Silver	7681.329	$16.71 \pm 0.08$	$-7.85 \pm 0.13$	$28.6 \pm 5.5$	$1.46 \pm 0.08$	$-6.80 \pm 0.24$
2016-10c	Silver	7678.291	$16.60 \pm 0.20$	$-7.96 \pm 0.22$	$26.3 \pm 10.9$	$1.42 \pm 0.18$	$-6.82 \pm 0.52$
2016-12b	Bronze	7753.173	$17.40 \pm 0.15$	$-7.16 \pm 0.18$	$41.4 \pm 16.0$	$1.62 \pm 0.17$	$-6.44 \pm 0.33$
2016-12d	Silver	7751.210	$16.15 \pm 0.06$	$-8.41 \pm 0.12$	$30.8 \pm 7.0$	$1.49 \pm 0.10$	$-7.44 \pm 0.25$
2017-01a	Bronze	7764.234	$16.70 \pm 0.60$	$-7.86 \pm 0.61$	$10.6 \pm 2.0$	$1.02 \pm 0.08$	$-5.03 \pm 0.82$
2017-01c	Silver	7783.204	$15.92 \pm 0.07$	$-8.64 \pm 0.12$	$18.7 \pm 7.3$	$1.27 \pm 0.17$	$-7.04 \pm 0.63$
2017-02a	Bronze	7806.266	$17.30 \pm 0.10$	$-7.26 \pm 0.14$	$6.7 \pm 0.7$	$0.83 \pm 0.05$	$-2.80 \pm 0.51$
2017-03a	Silver	7816.270	$17.00 \pm 0.15$	$-7.56 \pm 0.18$	$17.5 \pm 3.3$	$1.24 \pm 0.08$	$-5.84 \pm 0.37$
2017-03b	Silver	7823.320	$17.20 \pm 0.30$	$-7.36 \pm 0.32$	$21.1 \pm 2.3$	$1.32 \pm 0.05$	$-5.94 \pm 0.35$
2017-04b	Gold	7867.608	$16.30 \pm 0.10$	$-8.26 \pm 0.14$	$25.9 \pm 7.0$	$1.41 \pm 0.12$	$-7.10 \pm 0.34$
2017-06a	Gold	7912.494	$16.50 \pm 0.10$	$-8.06 \pm 0.14$	$26.6 \pm 6.1$	$1.42 \pm 0.10$	$-6.93 \pm 0.30$
2017-08a	Gold	8043.231	$17.45 \pm 0.10$	$-7.11 \pm 0.14$	$20.6 \pm 3.7$	$1.31 \pm 0.08$	$-5.66 \pm 0.30$
2017-10b	Silver	8061.693	$17.30 \pm 0.15$	$-7.26 \pm 0.18$	$33.6 \pm 11.6$	$1.53 \pm 0.15$	$-6.37 \pm 0.36$
2019-03a	Gold	8561.301	$14.91 \pm 0.05$	$-9.65 \pm 0.11$	$10.2 \pm 3.0$	$1.01 \pm 0.13$	$-6.72 \pm 0.87$

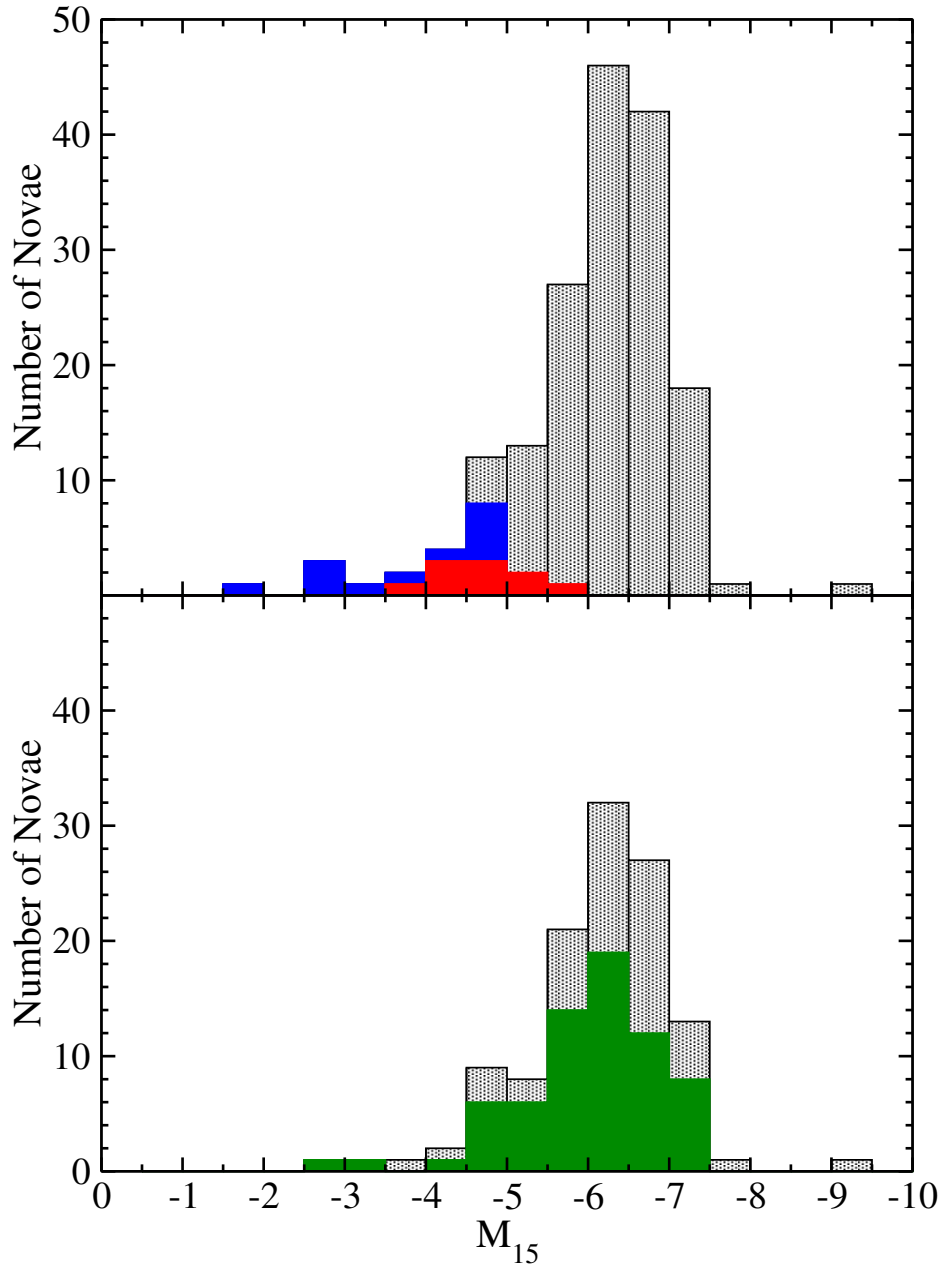




**Figure 4.** The  $R$ -band  $M_R$  distribution for our sample of M31 novae. The dispersion of the distribution is characterized by a standard deviation  $\sigma = 0.89$  mag, with an average given by  $\langle M_R \rangle = -7.57 \pm 0.07$ . The mean of the distribution is in excellent agreement with the recent mean for Galactic novae found by [Schaefer \(2022\)](#).

The MMRD relation for Galactic novae has been studied by several authors over the past 50 years (e.g., [Cohen 1985](#); [Downes & Duerbeck 2000](#); [Özdönmez et al. 2018](#); [Schaefer 2022](#)). The earlier studies of [Cohen \(1985\)](#) and [Downes & Duerbeck \(2000\)](#) relied on relatively small samples of novae with distances based primarily on expansion parallaxes. Both of these studies found significant correlations of absolute magnitude with rate of decline with MMRD relations of  $M_V = -10.7 (\pm 0.3) + 2.41 (\pm 0.23) \log t_2$  and  $M_V = -11.32 (\pm 0.44) + 2.55 (\pm 0.32) \log t_2$  for the [Cohen \(1985\)](#) and [Downes & Duerbeck \(2000\)](#) studies, respectively. More recently, [Özdönmez et al. \(2016\)](#) determined reddening-distance relations toward a large sample of Galactic novae ( $N = 119$ ), and then used these relations to estimate distances to 73 Galactic novae. Subsequently, [Özdönmez et al. \(2018\)](#) supplemented the most reliable of these distances with expansion parallax determinations to explore a variety of Galactic MMRD relations based on different sub-samples of novae. Their overall relation, based on a sample of 50 novae with the most reliable distances produced an MMRD relation given by  $M_V = -10.54 (\pm 0.30) + 2.04 (\pm 0.23) \log t_2$ . The scatter in their final relation,  $\sigma = 0.9$  mag, is comparable to what we find for our M31 MMRD relation. The most recent exploration of the MMRD relation for Galactic novae has been undertaken by [Schaefer \(2022\)](#). As we have seen for M31, Schaefer found a weak correlation ( $M_V \simeq -9.1 + 1.5 \log t_3$ ) between the peak luminosity of a sample of 192 Galactic novae and their rates of decline. However, given the large scatter about this relation ( $\sigma \simeq 1$  mag) he concluded that it was of no value for distance determinations.

In all cases we have considered the slope of the Galactic MMRD relation is somewhat steeper than that found for our M31 nova sample, although given the uncertainties it is unclear whether this discrepancy reflects any real difference between the Galactic and M31 nova populations. The principal take away from these studies is that, for both M31 and the Galaxy, the significant scatter renders the MMRD relation practically useless for determining reliable extragalactic



**Figure 5.** *Top panel:* The  $R$ -band  $M_{15}$  distribution for our complete sample of M31 novae. The red region shows the  $M_{15}$  values for the known recurrent novae, while the blue region shows the suspected recurrent nova systems. The long tail to fainter magnitudes results primarily from the extrapolation of the rate of decline of novae in the second quadrant of the MMRD relation. *Bottom panel:* The  $R$ -band  $M_{15}$  distribution for our high quality samples of M31 novae. The lightly shaded region shows the novae in our silver sample, while the dark green region shows novae with the best light curves in our gold sample.

**Table 3.** Jitter Nova Light Curve Parameters

Nova		JD (max)			$t_2$		
(M31N)	Sample	(2,450,000+)	$m_R$ (max)	$M_R$ (max)	(d)	$\log t_2$	$M_{15}$
2006-10a	Bronze	4043.331	$17.90 \pm 0.10$	$-6.66 \pm 0.14$	$67.6 \pm 34.4$	$1.83 \pm 0.22$	$-6.22 \pm 0.27$
2008-07a	Bronze	4620.542	$18.70 \pm 0.25$	$-5.86 \pm 0.27$	$482.5 \pm 103.5$	$2.68 \pm 0.09$	$-5.80 \pm 0.27$
2009-08a	Bronze	5076.478	$17.80 \pm 0.10$	$-6.76 \pm 0.14$	$92.0 \pm 36.8$	$1.96 \pm 0.17$	$-6.43 \pm 0.19$
2010-06b	Bronze	5380.497	$17.65 \pm 0.10$	$-6.91 \pm 0.14$	$69.7 \pm 62.6$	$1.84 \pm 0.39$	$-6.48 \pm 0.41$
2010-06d	Bronze	5382.456	$17.68 \pm 0.10$	$-6.88 \pm 0.14$	$95.0 \pm 91.5$	$1.98 \pm 0.42$	$-6.56 \pm 0.34$
2010-10b	Bronze	5505.338	$17.60 \pm 0.10$	$-6.96 \pm 0.14$	$211.4 \pm 151.1$	$2.33 \pm 0.31$	$-6.82 \pm 0.17$
2010-11a	Bronze	5561.213	$18.10 \pm 0.10$	$-6.46 \pm 0.14$	$44.9 \pm 25.6$	$1.65 \pm 0.25$	$-5.79 \pm 0.41$
2011-05a	Bronze	5718.549	$17.00 \pm 0.20$	$-7.56 \pm 0.22$	$74.3 \pm 25.2$	$1.87 \pm 0.15$	$-7.16 \pm 0.26$
2011-11a	Silver	5885.214	$17.75 \pm 0.10$	$-6.81 \pm 0.14$	$33.2 \pm 8.9$	$1.52 \pm 0.12$	$-5.91 \pm 0.28$
2012-05b	Bronze	6052.579	$18.20 \pm 0.15$	$-6.36 \pm 0.18$	$60.2 \pm 28.0$	$1.78 \pm 0.20$	$-5.86 \pm 0.29$
2013-10b	Bronze	6574.234	$17.40 \pm 0.15$	$-7.16 \pm 0.18$	$27.1 \pm 7.5$	$1.43 \pm 0.12$	$-6.05 \pm 0.36$
2013-12a	Bronze	6643.287	$18.10 \pm 0.10$	$-6.46 \pm 0.14$	$166.8 \pm 58.9$	$2.22 \pm 0.15$	$-6.28 \pm 0.16$
2014-05b	Bronze	6809.552	$17.50 \pm 0.15$	$-7.06 \pm 0.18$	$54.4 \pm 23.1$	$1.74 \pm 0.18$	$-6.51 \pm 0.30$
2014-10a	Bronze	6944.663	$17.69 \pm 0.07$	$-6.87 \pm 0.12$	$91.1 \pm 55.0$	$1.96 \pm 0.26$	$-6.54 \pm 0.23$
2014-11a	Bronze	6974.190	$17.70 \pm 0.15$	$-6.86 \pm 0.18$	$110.2 \pm 32.1$	$2.04 \pm 0.13$	$-6.59 \pm 0.20$
2014-12b	Bronze	7007.181	$17.50 \pm 0.10$	$-7.06 \pm 0.14$	$38.1 \pm 32.1$	$1.58 \pm 0.37$	$-6.27 \pm 0.68$
2015-03a	Bronze	7208.546	$18.00 \pm 0.10$	$-6.56 \pm 0.14$	$127.1 \pm 72.0$	$2.10 \pm 0.25$	$-6.32 \pm 0.19$
2015-04a	Bronze	7207.564	$17.80 \pm 0.10$	$-6.76 \pm 0.14$	$116.5 \pm 49.0$	$2.07 \pm 0.18$	$-6.50 \pm 0.18$
2015-05c	Bronze	7179.524	$18.10 \pm 0.15$	$-6.46 \pm 0.18$	$82.2 \pm 24.2$	$1.91 \pm 0.13$	$-6.09 \pm 0.21$
2015-06b	Bronze	7199.520	$17.40 \pm 0.10$	$-7.16 \pm 0.14$	$87.2 \pm 72.6$	$1.94 \pm 0.36$	$-6.82 \pm 0.32$
2015-10b	Bronze	7360.304	$17.31 \pm 0.09$	$-7.25 \pm 0.13$	$100.3 \pm 75.8$	$2.00 \pm 0.33$	$-6.95 \pm 0.26$
2015-11c	Bronze	7350.546	$17.40 \pm 0.10$	$-7.16 \pm 0.14$	$51.8 \pm 18.2$	$1.71 \pm 0.15$	$-6.58 \pm 0.25$
2016-03d	Bronze	7465.268	$17.60 \pm 0.15$	$-6.96 \pm 0.18$	$80.1 \pm 24.5$	$1.90 \pm 0.13$	$-6.59 \pm 0.21$
2016-08e	Silver	7633.330	$17.10 \pm 0.10$	$-7.46 \pm 0.14$	$60.6 \pm 16.7$	$1.78 \pm 0.12$	$-6.97 \pm 0.20$
2016-09a	Bronze	7658.256	$17.50 \pm 0.10$	$-7.06 \pm 0.14$	$57.0 \pm 35.1$	$1.76 \pm 0.27$	$-6.53 \pm 0.35$
2016-09b	Silver	7660.325	$17.30 \pm 0.10$	$-7.26 \pm 0.14$	$43.9 \pm 17.3$	$1.64 \pm 0.17$	$-6.58 \pm 0.30$
2016-10a	Silver	7694.346	$17.70 \pm 0.10$	$-6.86 \pm 0.14$	$35.5 \pm 13.0$	$1.55 \pm 0.16$	$-6.02 \pm 0.34$

distances. However, as we will explore in section 6 below, making use of the nova luminosity function 15 days after maximum light may offer a more promising avenue for estimating extragalactic distances.

## 5. THE NOVA LUMINOSITY DISTRIBUTION AT MAXIMUM LIGHT

Figure 4 shows the  $R$ -band luminosity function for M31 novae at maximum light. The distribution of peak absolute magnitudes is approximately Gaussian, and is characterized by a standard deviation  $\sigma = 0.89$  mag and a mean of  $\langle M_R \rangle = -7.57 \pm 0.07$ . For comparison, Shafter et al. (2009) estimated a  $V$ -band luminosity distribution for the 732 novae with photometric measurements recorded in M31 up through 2007 finding an average absolute magnitude  $\langle M_V \rangle = -7.20 \pm 0.04$ . A part of the difference between this value and the mean absolute magnitude of our  $R$ -band sample can be attributed to the difference in bandpass ( $V$  vs.  $R$ ). Adopting  $(V - R) = 0.16$  as a reasonable estimate of the color of a nova near maximum light (Shafter et al. 2009) would suggest  $\langle M_R \rangle \simeq -7.36$  for the earlier sample. The rest of the discrepancy can likely be attributed to the fact that complete light curves were unavailable for most of the novae used in the Shafter et al. (2009) analysis, and thus maximum light was more likely to be missed compared with the present study.

In the study of Galactic novae by Schaefer (2022) mentioned earlier, a mean absolute magnitude,  $\langle M_V \rangle = -7.45 \pm 0.09$ <sup>6</sup> was found based on his complete sample of 213 novae with available distances and peak magnitudes. Correcting for the approximate  $V - R$  color at maximum light suggests a mean  $R$ -band absolute magnitude distribution for Galactic novae of  $\langle M_R \rangle = -7.61 \pm 0.09$ , which agrees extremely well with the mean of our M31  $R$ -band sample. If a suitably large sample of novae were available in a given galaxy, a comparison of the absolute magnitude distribution at

<sup>6</sup> We have converted the standard deviation for the full distribution ( $\sigma = 1.33$ ) to a standard deviation of the mean ( $\sigma_m = 1.33/\sqrt{213} = 0.09$ ).

**Table 4.** Recurrent Nova Light Curve Parameters

Nova		JD (max)			$t_2$		
(M31N)	Sample	(2,450,000+)	$m_R$ (max)	$M_R$ (max)	(d)	$\log t_2$	$M_{15}$
2007-08d	Silver	4380.424	$18.50 \pm 0.15$	$-6.06 \pm 0.18$	$13.0 \pm 1.5$	$1.12 \pm 0.05$	$-3.76 \pm 0.33$
2007-10b	Bronze	4387.561	$18.20 \pm 0.10$	$-6.36 \pm 0.14$	$2.8 \pm 0.6$	$0.44 \pm 0.10$	...
2008-12a <sup>a</sup>	...	...	...	$-6.25 \pm 0.04$	$2.2 \pm 0.1$	$0.34 \pm 0.02$	...
2009-11b	Silver	5135.632	$18.60 \pm 0.10$	$-5.96 \pm 0.14$	$110.4 \pm 29.2$	$2.04 \pm 0.11$	$-5.69 \pm 0.16$
2010-10e	Bronze	5501.427	$18.05 \pm 0.10$	$-6.51 \pm 0.14$	$4.3 \pm 0.5$	$0.63 \pm 0.05$	...
2012-01b	Silver	5950.233	$17.60 \pm 0.15$	$-6.96 \pm 0.18$	$12.6 \pm 0.9$	$1.10 \pm 0.03$	$-4.58 \pm 0.25$
2012-09a	Bronze	6179.270	$16.30 \pm 0.15$	$-8.26 \pm 0.18$	$9.7 \pm 1.4$	$0.99 \pm 0.06$	$-5.17 \pm 0.47$
2013-05b	Bronze	6441.533	$17.80 \pm 0.10$	$-6.76 \pm 0.14$	$4.7 \pm 0.2$	$0.67 \pm 0.02$	...
2013-10c <sup>b</sup>	Gold	6579.218	$15.90 \pm 0.10$	$-8.66 \pm 0.14$	$5.5 \pm 1.7$	$0.74 \pm 0.13$	$-4.66 \pm 0.51$
2015-02b	Bronze	7073.338	$16.54 \pm 0.05$	$-8.02 \pm 0.11$	$1.8 \pm 0.5$	$0.26 \pm 0.12$	...
2015-10c	Bronze	7327.241	$17.85 \pm 0.10$	$-6.71 \pm 0.14$	$3.6 \pm 0.5$	$0.55 \pm 0.07$	...
2016-07e	Silver	7598.355	$17.56 \pm 0.10$	$-7.00 \pm 0.14$	$11.1 \pm 1.7$	$1.04 \pm 0.07$	$-4.30 \pm 0.45$
2016-12e	Bronze	7751.236	$17.34 \pm 0.08$	$-7.22 \pm 0.13$	$10.2 \pm 2.6$	$1.01 \pm 0.11$	$-4.29 \pm 0.77$
2017-12a	Bronze	8113.176	$18.50 \pm 0.15$	$-6.06 \pm 0.18$	$2.7 \pm 0.1$	$0.43 \pm 0.02$	...
2020-01b	Gold	8878.234	$17.40 \pm 0.15$	$-7.16 \pm 0.18$	$11.4 \pm 2.5$	$1.06 \pm 0.09$	$-4.53 \pm 0.60$
2022-09a	Gold	9831.593	$17.70 \pm 0.10$	$-6.86 \pm 0.14$	$10.8 \pm 1.4$	$1.03 \pm 0.06$	$-4.08 \pm 0.40$
2022-11b	Silver	9896.208	$16.13 \pm 0.07$	$-8.43 \pm 0.12$	$9.8 \pm 1.6$	$0.99 \pm 0.07$	$-5.37 \pm 0.52$

<sup>a</sup>Data from [Shafter et al. \(2023\)](#).

<sup>b</sup>Newly-identified RN (see [Shafter et al. 2024](#), for determination of parameter values).

**Table 5.** Predicted Recurrent Novae

Nova		$t_2$		
(M31N)	Sample	$M_R$ (max)	(d)	$M_{15}$
2005-07a	Bronze	$-7.16 \pm 0.18$	$9.4 \pm 6.1$	$-3.95 \pm 2.11$
2007-12b	Bronze	$-7.56 \pm 0.14$	$6.5 \pm 0.5$	$-2.93 \pm 0.37$
2008-07b	Silver	$-6.16 \pm 0.14$	$23.5 \pm 7.7$	$-4.89 \pm 0.44$
2008-11a	Bronze	$-8.06 \pm 0.14$	$4.8 \pm 1.5$	$-1.81 \pm 1.93$
2010-09b	Gold	$-6.36 \pm 0.18$	$18.0 \pm 2.2$	$-4.69 \pm 0.27$
2011-01b	Gold	$-8.20 \pm 0.11$	$3.4 \pm 0.9$	$-2.75 \pm 1.43$
2011-02b	Bronze	$-6.86 \pm 0.22$	$14.0 \pm 2.6$	$-4.72 \pm 0.45$
2012-06e	Gold	$-6.56 \pm 0.18$	$16.1 \pm 12.1$	$-4.62 \pm 0.64$
2013-02b	Bronze	$-6.76 \pm 0.14$	$14.9 \pm 1.1$	$-4.75 \pm 0.21$
2013-08a	Gold	$-6.96 \pm 0.18$	$8.7 \pm 1.4$	$-3.49 \pm 0.60$
2015-11b	Bronze	$-5.36 \pm 0.18$	$32.2 \pm 5.5$	$-4.43 \pm 0.24$
2017-02a	Bronze	$-7.26 \pm 0.14$	$6.7 \pm 0.7$	$-2.80 \pm 0.51$

maximum light with that found in M31 or the Galaxy could in principle be used to estimate distances to an accuracy of perhaps  $\sim 15\%$ .

## 6. THE $M_{15}$ RELATION

A consequence of an MMRD relation where bright novae generally fade more quickly than their less luminous counterparts is that the light curves of the novae must intersect – that is they must reach the same luminosity – at some point in their post maximum evolution. Thus, the determination of a nova luminosity distribution 15 days after maximum light might be expected to provide a better determination of extragalactic distances than could be achieved by using the luminosity distribution at maximum light. In a study of novae in the Magellanic Clouds, [Buscombe & de Vaucouleurs \(1955\)](#) showed that novae tended to reach a common luminosity at  $\sim 15$  days post maximum light, finding

that  $M_{15,pg} = -5.2 \pm 0.1$  (p.e.). In recent years recalibrations of the  $M_{15}$  relation for Galactic novae given by Cohen (1985) and Downes & Duerbeck (2000) who found  $M_{15,V} = -5.60 \pm 0.45$  and  $M_{15,V} = -6.05 \pm 0.44$ , respectively.

We have measured  $M_{15,R}$  values for the large sample of novae in our M31 data<sup>7</sup>, and plotted the distribution in the upper panel of Figure 5. The overall distribution is peaked near  $M_{15,R} \sim -6$ , albeit with an extended tail towards fainter luminosity. Assuming the distribution to be Gaussian, we find it to be characterized by a standard deviation  $\sigma = 1.0$  mag with a mean given by  $\langle M_{15,R} \rangle = -6.06 \pm 0.08$ . When known recurrent novae are excluded, the distribution shifts slightly to higher luminosity and tightens a bit as expected giving  $\langle M_{15,R} \rangle = -6.15 \pm 0.07$  distributed with a standard deviation,  $\sigma = 0.95$  mag. Overall the mean of our  $M_{15,R}$  distribution is in good agreement with the mean  $M_{15,V}$  value found by Downes & Duerbeck for their sample of 28 Galactic novae, however our distribution is significantly broader. Indeed, contrary to our expectations, the dispersion in our  $M_{15,R}$  distribution for M31 novae is comparable to that seen in the  $M_R$  distribution at maximum light suggesting that the characteristic luminosity  $\sim 15$  days after maximum light may not converge to a common value for all novae.

In an attempt to reduce the dispersion in the  $M_{15}$  distribution, we have explored the effect of restricting our  $M_{15,R}$  sample to novae with the highest quality light curves. The bottom panel of Figure 5 shows the  $M_{15,R}$  distributions for the 67 novae in our gold sample and the 118 novae in the silver sample. The distributions are characterized by means of  $\langle M_{15,R} \rangle = -5.99 \pm 0.11$  and  $\langle M_{15,R} \rangle = -6.13 \pm 0.08$ , and standard deviations of  $\sigma = 0.90$  and  $\sigma = 0.91$  mag for the gold and silver samples, respectively. As we discovered with the MMRD relation, the dispersion of the  $M_{15,R}$  distribution for our high-quality sample of M31 novae does not appear to provide a significant improvement over that for the full nova sample.

For both the full and the restricted samples much of the dispersion in the  $M_{15}$  distribution comes from its extended left tail. If we restrict our analysis to novae brighter than  $M_R = -5$  (i.e., we exclude all known and suspected recurrent novae), the resulting symmetrical peak region of the full distribution yields  $\langle M_{15,R} \rangle = -6.36 \pm 0.05$  with a reduced standard deviation of just  $\sigma = 0.62$  mag. Thus, by restricting the analysis to the symmetrical portion of the distribution, it appears that use of the  $M_{15}$  distribution may offer a modest advantage over the  $M_R$  distribution at maximum light for extragalactic distance estimates. That said, given that determining the absolute magnitude distribution at maximum light requires significantly less observational effort, use of the  $M_{15}$  distribution for extragalactic distance determinations may not be warranted in all situations.

In addition to perhaps offering a modest advantage over the  $M_{\max}$  distribution for distance determinations, the asymmetric nature of the  $M_{15}$  distribution may suggest an effective way to identify novae that are potentially recurrent. Known recurrent novae for which we were able to determine  $M_{15,R}$  values are indicated by the red histogram in the top panel of Figure 5. All such systems lie in the extended low luminosity tail of the overall distribution as expected for a population of faint and fast novae falling in the lower left quadrant (Q2) of the MMRD relation. We also have highlighted in the blue histogram other novae from Q2 of the MMRD plot that have not (yet) been observed to be recurrent. These systems, which we have compiled in Table 5, represent ‘‘faint and fast’’ novae that mostly lie in the lower left quadrant of the MMRD plot below the lower dotted line in Figure 2. We predict that these systems, which should have relatively short recurrence times, are likely to be recognized as recurrent novae in the relatively near future ( $\lesssim 100$  yrs).

## 7. CONCLUSIONS

We have presented the analysis of a large and homogeneous sample of  $R$ -band light curves of novae in M31. The principal conclusions of our study can be summarized as follows:

(1) We find an approximate correlation between the peak luminosity of a nova and its rate of decline from maximum light consistent with a canonical MMRD relation. The scatter in the relationship is large, however, with known recurrent novae departing significantly from the best-fit MMRD relation. The weakness of the correlation of  $M_R$  with  $\log t_2$  renders the MMRD essentially useless for deriving the distances to individual novae with measured light curves.

(2) The slowest declining novae typically have erratic declines from peak luminosity and comprise virtually all off the Jitter class novae.

(3) The overall spread of nova luminosities span over a factor of  $\sim 100$ , and are characterized by absolute  $R$ -band magnitudes ranging from  $M_R \simeq -5.5$  to  $M_R \simeq -10.5$ . The novae are distributed with standard deviation  $\sigma = 0.89$  mag about a mean  $R$ -band absolute magnitude given by  $\langle M_R \rangle = -7.57 \pm 0.07$ . When known recurrent novae are excluded,

<sup>7</sup> In a few cases among the recurrent novae, the light curves did not extend sufficiently far after maximum light for a meaningful  $M_{15}$  value to be estimated.



the mean absolute magnitude is slightly brighter, and is given by  $\langle M_R \rangle = -7.61 \pm 0.07$ . The overall M31 luminosity distribution is in excellent agreement with that found by Schaefer (2022) for Galactic novae suggesting that the nova populations in M31 and the Galaxy are quite similar.

(4) The distribution of nova  $R$ -band absolute magnitudes 15 days after peak luminosity,  $M_{15}(R)$ , is characterized by a standard deviation  $\sigma \simeq 1$  mag centered on a mean given by  $\langle M_{15} \rangle = -6.06 \pm 0.08$ . Surprisingly, the dispersion in the  $M_{15}$  relation appears to be comparable to that for the luminosity distribution at maximum light. However, if we restrict the analysis to the symmetrical portion of the  $M_{15}$  distribution, neglecting novae on the faint tail with  $M_R \leq -5$ , we find a distribution mean of  $\langle M_{15} \rangle = -6.36 \pm 0.05$  with a reduced standard deviation of just  $\sigma = 0.62$  mag. Thus, the truncated  $M_{15}$  relation may offer a modest advantage to the use of the luminosity distribution at maximum light for measuring extragalactic distances. The determination of a useful distance modulus for an external galaxy relative to that of M31 good to  $\sim 0.1$  mag would require a (perhaps impractically) large ( $\gtrsim 50$ ) sample of novae light curves.

(5) By studying the MMRD relation and the  $M_{15}$  distribution, we have identified a dozen faint and fast M31 novae that likely have recurrence times  $\lesssim 100$  years. Future observations should reveal many of these systems to be members of the recurrent novae population of M31.

Our overarching conclusion based on our extensive sample of  $R$ -band light curves is that the peak luminosities of M31 novae are only weakly correlated with their rates of decline. As has been found in recent studies of Galactic novae, the resulting MMRD relation is found to be poorly suited for use in determining extragalactic distances. Furthermore, despite earlier results suggesting that the luminosity of novae 15 days after maximum light,  $M_{15}$ , might approach a characteristic value useful for distance determinations, we have found no evidence that the dispersion in  $M_{15}$  for our  $R$ -band sample of M31 novae is significantly smaller than their dispersion at maximum light.

We would like to thank the following observers who have taken supplementary M31 images used for the photometry: P. Hornochová, P. Zasche, P. Kubánek, J. Gorosabel, K. Hoňková, O. Vaduvescu, M. Jelínek, B. Mikulecká, A. Manilla-Robles, A. Valeev, S. Mottola, G. Ramsay, S. Hellmich, V. Tudor, Z. Janák, P. Garnavich, J. Casares, J. Corral-Santana, A. Galád, R. Khan, C. Zurita, P. Scheirich, O. Sholukhova, S. Vinokurov, J. Pagnini, A. Kaur, P. Fatka, M. Orió, J. Vilagi, M. Lehký, O. Lara Gil, D. Pinfield, M. Velen, M. Zejda, N. Paul, B. Sipocz, G. Kovacs, C. Littlefield, A. Gonzalez, S. Bouzid, M. Skarka, N. Morales, L. Řezba, J. Bird, R. Hueso, S. Perez-Hoyos, J. Prieto, A. Sanchez-Lavega, O. Pejcha, A. Applegate, S. Kaisin, K. Magno, E. Barsukova, J. Gallagher, T. Fatkhullin, N. Sarkisyan, P. Cagaš, C. Kennedy, and F. Valeev. Work of K.H. and P.K. was supported by the project RVO:67985815. This work is based (in part) on data collected with the Danish 1.54-m telescope at the ESO La Silla Observatory.

*Facilities:* 0.65-m, Ondřejov Observatory; Danish 1.54-m, La Silla Observatory; INT 2.54-m, Roque de los Muchachos Observatory; CAHA 1.23-m, Calar Alto Astronomical Observatory; VATT 1.83-m, Mount Graham International Observatory; SAO 6-m, Special Astrophysical Observatory RAS; Hiltner 2.4-m, MDM Observatory; BOOTES-2 0.60-m, EELM-CSIC Boyden Observatory; 0.91-m, Kitt Peak National Observatory; WIYN 3.5-m, Kitt Peak National Observatory; Blue Eye 600 0.60-m, Charles University; 0.30-m, Zlín Observatory.

## REFERENCES

- Arp, H. C. 1956, *AJ*, 61, 15, doi: [10.1086/107284](https://doi.org/10.1086/107284)
- Bode, M. F., & Evans, A. 2008, *Classical Novae*, Vol. 43
- Buscombe, W., & de Vaucouleurs, G. 1955, *The Observatory*, 75, 170
- Capaccioli, M., Della Valle, M., D’Onofrio, M., & Rosino, L. 1989, *AJ*, 97, 1622, doi: [10.1086/115104](https://doi.org/10.1086/115104)
- Ciardullo, R., Ford, H. C., Neill, J. D., Jacoby, G. H., & Shafter, A. W. 1987, *ApJ*, 318, 520, doi: [10.1086/165388](https://doi.org/10.1086/165388)
- Cohen, J. G. 1985, *ApJ*, 292, 90, doi: [10.1086/163135](https://doi.org/10.1086/163135)
- de Vaucouleurs, G. 1978, *ApJ*, 223, 351, doi: [10.1086/156269](https://doi.org/10.1086/156269)
- Della Valle, M., & Izzo, L. 2020, *A&A Rv*, 28, 3, doi: [10.1007/s00159-020-0124-6](https://doi.org/10.1007/s00159-020-0124-6)
- della Valle, M., Rosino, L., Bianchini, A., & Livio, M. 1994, *A&A*, 287, 403
- Downes, R. A., & Duerbeck, H. W. 2000, *AJ*, 120, 2007, doi: [10.1086/301551](https://doi.org/10.1086/301551)
- Gerasimovic, B. P. 1936, *Popular Astronomy*, 44, 78
- Helton, L. A., Evans, A., Woodward, C. E., Gehrz, R. D., & Vacca, W. 2014, in *Astronomical Society of the Pacific Conference Series*, Vol. 490, *Stellar Novae: Past and Future Decades*, ed. P. A. Woudt & V. A. R. M. Ribeiro, 261
- Hubble, E. P. 1929, *ApJ*, 69, 103, doi: [10.1086/143167](https://doi.org/10.1086/143167)
- Kato, M., Saio, H., Hachisu, I., & Nomoto, K. 2014, *ApJ*, 793, 136, doi: [10.1088/0004-637X/793/2/136](https://doi.org/10.1088/0004-637X/793/2/136)
- Massey, P., Olsen, K. A. G., Hodge, P. W., et al. 2006, *AJ*, 131, 2478, doi: [10.1086/503256](https://doi.org/10.1086/503256)
- McLaughlin, D. B. 1939, *Popular Astronomy*, 47, 410
- . 1942, *Popular Astronomy*, 50, 233
- McLaughlin, D. B. 1945, *PASP*, 57, 69, doi: [10.1086/125689](https://doi.org/10.1086/125689)
- McLaughlin, D. B. 1960, in *Stellar atmospheres*. Edited by Jesse Leonard Greenstein. Supported in part by the National Science Foundation. Published by the University of Chicago Press, 585
- Nomoto, K. 1982, *ApJ*, 253, 798, doi: [10.1086/159682](https://doi.org/10.1086/159682)
- Özdönmez, A., Ege, E., Güver, T., & Ak, T. 2018, *MNRAS*, 476, 4162, doi: [10.1093/mnras/sty432](https://doi.org/10.1093/mnras/sty432)
- Özdönmez, A., Güver, T., Cabrera-Lavers, A., & Ak, T. 2016, *MNRAS*, 461, 1177, doi: [10.1093/mnras/stw1362](https://doi.org/10.1093/mnras/stw1362)
- Pfau, W. 1976, *A&A*, 50, 113
- Pravec, P., Hudec, R., Soldán, J., Sommer, M., & Schenk, K. H. 1994, *Experimental Astronomy*, 5, 375, doi: [10.1007/BF01583708](https://doi.org/10.1007/BF01583708)
- Pritchett, C. J., & van den Bergh, S. 1987, *ApJ*, 318, 507, doi: [10.1086/165387](https://doi.org/10.1086/165387)
- Quimby, R. M., Shafter, A. W., & Corbett, H. 2021, *Research Notes of the American Astronomical Society*, 5, 160, doi: [10.3847/2515-5172/ac14c0](https://doi.org/10.3847/2515-5172/ac14c0)
- Rector, T. A., Shafter, A. W., Burris, W. A., et al. 2022, *ApJ*, 936, 117, doi: [10.3847/1538-4357/ac87ad](https://doi.org/10.3847/1538-4357/ac87ad)
- Rosino, L. 1964, *Annales d’Astrophysique*, 27, 498
- . 1973, *A&AS*, 9, 347
- Schaefer, B. E. 2018, *MNRAS*, 481, 3033, doi: [10.1093/mnras/sty2388](https://doi.org/10.1093/mnras/sty2388)
- . 2022, *MNRAS*, 517, 6150, doi: [10.1093/mnras/stac2900](https://doi.org/10.1093/mnras/stac2900)
- Schlafly, E. F., & Finkbeiner, D. P. 2011, *ApJ*, 737, 103, doi: [10.1088/0004-637X/737/2/103](https://doi.org/10.1088/0004-637X/737/2/103)
- Shafter, A. W. 2019, *Extragalactic Novae; A historical perspective*, doi: [10.1088/2514-3433/ab2c63](https://doi.org/10.1088/2514-3433/ab2c63)
- Shafter, A. W., Clark, J. G., & Hornoch, K. 2023, *Research Notes of the American Astronomical Society*, 7, 191, doi: [10.3847/2515-5172/acf5e8](https://doi.org/10.3847/2515-5172/acf5e8)
- Shafter, A. W., & Irby, B. K. 2001, *ApJ*, 563, 749, doi: [10.1086/324044](https://doi.org/10.1086/324044)
- Shafter, A. W., Rau, A., Quimby, R. M., et al. 2009, *ApJ*, 690, 1148, doi: [10.1088/0004-637X/690/2/1148](https://doi.org/10.1088/0004-637X/690/2/1148)
- Shafter, A. W., Darnley, M. J., Hornoch, K., et al. 2011, *ApJ*, 734, 12, doi: [10.1088/0004-637X/734/1/12](https://doi.org/10.1088/0004-637X/734/1/12)
- Shafter, A. W., Hornoch, K., Kučáková, H., et al. 2024, *Research Notes of the American Astronomical Society*, 8, 5, doi: [10.3847/2515-5172/ad19de](https://doi.org/10.3847/2515-5172/ad19de)
- Simien, F., Athanassoula, E., Pellet, A., et al. 1978, *A&A*, 67, 73
- Skopal, A. 2008, *JAAVSO*, 36, 9, doi: [10.48550/arXiv.0805.1222](https://doi.org/10.48550/arXiv.0805.1222)
- Starrfield, S., Iliadis, C., & Hix, W. R. 2016, *PASP*, 128, 051001, doi: [10.1088/1538-3873/128/963/051001](https://doi.org/10.1088/1538-3873/128/963/051001)
- Strope, R. J., Schaefer, B. E., & Henden, A. A. 2010, *AJ*, 140, 34, doi: [10.1088/0004-6256/140/1/34](https://doi.org/10.1088/0004-6256/140/1/34)
- Townsend, D. M., & Bildsten, L. 2005, *ApJ*, 628, 395, doi: [10.1086/430594](https://doi.org/10.1086/430594)
- Tully, R. B., Courtois, H. M., Dolphin, A. E., et al. 2013, *AJ*, 146, 86, doi: [10.1088/0004-6256/146/4/86](https://doi.org/10.1088/0004-6256/146/4/86)
- van den Bergh, S. 1988, in *Astronomical Society of the Pacific Conference Series*, Vol. 4, *The Extragalactic Distance Scale*, ed. S. van den Bergh & C. J. Pritchett, 221–229
- van den Bergh, S., & Pritchett, C. J. 1986, *PASP*, 98, 110, doi: [10.1086/131728](https://doi.org/10.1086/131728)
- Warner, B. 1995, *Cataclysmic variable stars*, Vol. 28
- Zwicky, F. 1936, *PASP*, 48, 191, doi: [10.1086/124698](https://doi.org/10.1086/124698)

## APPENDIX

**Table A1.** Nova Photometry

JD-2, 450, 000	Filter	Magnitude	Error
M31N 2002-08a			
2490.523	R	17.05	0.10
2504.452	R	17.20	0.10
2512.360	R	18.20	0.20
2513.344	R	17.83	0.09
2516.506	R	18.10	0.10
2517.368	R	18.60	0.20
2517.560	R	18.40	0.15
2520.452	R	18.40	0.20
2521.433	R	18.50	0.20
2522.414	R	18.70	0.20
2524.358	R	18.50	0.15
2525.417	R	19.00	0.25
2529.435	R	18.60	0.20
2530.438	R	18.70	0.20
2530.637	R	18.70	0.20
2547.365	R	19.30	0.30
2548.505	R	19.00	0.30
M31N 2004-08b			
3220.474	R	[20.5	
3221.460	R	19.20	0.40
3222.401	R	18.80	0.30
3224.497	R	17.80	0.15
3225.405	R	17.40	0.20
3225.482	R	17.30	0.15
3226.570	R	17.80	0.15
3227.505	R	18.30	0.20
3228.393	R	18.00	0.20
3228.456	R	17.70	0.15
3229.557	R	18.30	0.15
3233.443	R	17.60	0.20
3235.370	R	17.60	0.15
3236.410	R	17.70	0.15
3236.586	R	17.70	0.10
3237.375	R	17.70	0.15
3240.429	R	17.60	0.20
3241.402	R	17.50	0.15
3241.560	R	17.60	0.15
3246.342	R	18.30	0.20
3246.399	R	18.10	0.15
3249.415	R	18.60	0.20
3249.464	R	18.50	0.20
3251.518	R	18.60	0.20
3252.312	R	18.70	0.25

**Table A1** (*continued*)

JD-2, 450, 000	Filter	Magnitude	Error
3252.368	R	18.70	0.25
3253.319	R	19.00	0.25
3253.558	R	19.00	0.20
3254.362	R	19.00	0.30
3255.430	R	19.00	0.30
3257.429	R	18.30	0.20
3257.453	R	18.40	0.20
3257.571	R	18.50	0.15
3258.363	R	18.40	0.15
3258.393	R	18.30	0.20
3259.384	R	18.60	0.25
3259.413	R	18.40	0.20
3260.385	R	18.60	0.20
3262.453	R	18.60	0.20
3265.332	R	19.40	0.30
3265.352	R	19.50	0.30
3266.335	R	19.40	0.30
3270.330	R	19.60	0.40
3275.290	R	19.60	0.30
3279.356	R	19.60	0.25
3282.281	R	19.40	0.30
3283.619	R	19.50	0.25
3288.272	R	19.20	0.25
3289.828	R	20.40	0.10
3301.408	R	20.20	0.40
M31N 2004-09a			
3241.560	R	[19.8	
3246.399	R	[19.1	
3249.415	R	18.30	0.20
3249.438	R	18.00	0.15
3249.452	R	17.80	0.15
3251.518	R	17.50	0.10
3252.312	R	17.70	0.15
3252.368	R	17.60	0.10
3253.319	R	18.30	0.15
3253.341	R	18.20	0.15
3253.441	R	18.00	0.15
3253.558	R	18.10	0.10
3254.362	R	18.10	0.15
3254.400	R	18.20	0.15
3255.430	R	18.00	0.15
3257.429	R	18.20	0.15
3257.453	R	18.10	0.15
3257.571	R	18.20	0.10
3258.363	R	18.30	0.20
3258.393	R	18.40	0.20
3259.384	R	18.60	0.25
3259.413	R	18.40	0.25

**Table A1** *continued***Table A1** *continued*

Table A1 (continued)

JD-2, 450, 000	Filter	Magnitude	Error
3260.385	R	18.60	0.15
3262.453	R	18.70	0.25
3262.472	R	18.60	0.20
3265.332	R	18.80	0.25
3265.352	R	18.50	0.40
3266.335	R	19.20	0.40
3270.330	R	18.60	0.40
3270.351	R	19.10	0.40
3275.290	R	19.50	0.40
3279.356	R	19.30	0.25
3279.398	R	19.40	0.30
3282.257	R	19.20	0.25
3283.619	R	19.80	0.40
3288.272	R	19.60	0.40
3288.292	R	20.10	0.40
3289.802	R	20.80	0.40
M31N 2004-11a			
3301.408	R	[21.0	
3315.347	R	16.60	0.15
3315.390	R	16.50	0.15
3317.352	R	17.00	0.15
3321.404	R	18.10	0.20
3324.305	R	18.20	0.20
3325.218	R	18.40	0.25
3334.218	R	19.00	0.30
3335.273	R	19.20	0.30
3339.296	R	19.40	0.40
3339.318	R	19.60	0.40
3342.192	R	19.30	0.40
3344.192	R	19.90	0.40
3344.214	R	19.30	0.40
3357.568	R	19.80	0.15
3358.260	R	20.50	0.40
M31N 2004-11b			
3301.408	R	[21.0	
3315.347	R	16.70	0.10
3315.390	R	16.60	0.10
3317.352	R	17.10	0.15
3321.404	R	17.40	0.15
3324.305	R	17.30	0.15
3325.218	R	17.20	0.15
3334.218	R	17.50	0.15
3335.273	R	17.60	0.15
3339.296	R	17.90	0.20
3339.318	R	17.90	0.15
3342.172	R	18.20	0.15
3344.192	R	18.10	0.15
3344.214	R	18.20	0.15
3346.410	R	18.30	0.15
3347.344	R	18.50	0.20

Table A1 continued

Table A1 (continued)

JD-2, 450, 000	Filter	Magnitude	Error
3347.370	R	18.80	0.20
3348.359	R	18.70	0.20
3357.568	R	19.10	0.10
3358.260	R	19.20	0.20
3360.236	R	19.30	0.25
3361.324	R	19.10	0.25
3370.230	R	19.50	0.30
3370.267	R	19.30	0.25
3373.321	R	19.40	0.30
3377.266	R	19.50	0.25
3378.391	R	19.70	0.30
3380.426	R	19.70	0.30
3381.249	R	19.50	0.25
3381.276	R	19.40	0.30
3381.417	R	19.40	0.30
3382.219	R	19.30	0.30
3382.246	R	19.30	0.40
3384.212	R	19.60	0.40
3387.231	R	19.80	0.40
3387.400	R	20.00	0.40
3388.224	R	19.50	0.40
M31N 2005-01a			
3373.321	R	[19.8	
3377.266	R	19.20	0.20
3377.293	R	19.40	0.30
3378.391	R	17.90	0.15
3380.224	R	15.72	0.07
3380.253	R	15.68	0.06
3380.437	R	15.33	0.07
3381.249	R	15.48	0.04
3381.266	R	15.32	0.06
3381.286	R	15.27	0.05
3381.306	R	15.30	0.04
3381.408	R	15.34	0.07
3381.426	R	15.31	0.06
3382.219	R	15.16	0.05
3382.246	R	15.21	0.05
3382.257	R	15.21	0.06
3384.212	R	15.05	0.05
3384.252	R	15.10	0.06
3384.326	R	15.12	0.05
3384.405	R	15.04	0.07
3386.202	R	15.27	0.06
3386.228	R	15.26	0.05
3386.300	R	15.27	0.04
3386.424	R	15.31	0.05
3387.212	R	15.36	0.04
3387.231	R	15.39	0.05
3387.249	R	15.34	0.06
3387.400	R	15.34	0.05
3388.224	R	15.42	0.05
3390.287	R	15.52	0.07

Table A1 continued

Table A1 (continued)

JD-2, 450, 000	Filter	Magnitude	Error
3390.327	R	15.50	0.06
3394.234	R	15.80	0.07
3398.274	R	16.61	0.08
3401.212	R	17.17	0.09
3405.273	R	19.40	0.40
3405.633	R	19.70	0.15
3406.326	R	20.10	0.25
3407.231	R	[19.9	
3407.283	R	[19.8	
3509.952	R	21.70	0.25
3411.257	R	[20.3	
3532.699	R	21.13	0.09
3534.701	R	21.38	0.10
3535.681	R	21.45	0.10
3538.697	R	21.43	0.10
3541.718	R	21.20	0.15
3651.821	R	22.00	0.40
3702.638	R	[21.3	
3710.730	R	21.90	0.25
3996.839	R	[23.0	
M31N 2005-07a			
3564.493	R	[19.5	
3575.429	R	[19.0	
3579.409	R	18.40	0.25
3581.419	R	17.40	0.15
3584.404	R	19.10	0.30
3587.509	R	19.30	0.25
3588.415	R	18.80	0.25
3594.390	R	19.70	0.35
3651.862	R	19.53	0.05
3702.638	R	20.80	0.20
3710.730	R	21.03	0.12
3760.586	R	21.80	0.30
3771.346	R	21.70	0.30
M31N 2006-06a			
3771.264	R	[19.2	
3771.346	R	[22	
3869.565	R	[19.8	
3892.518	R	17.60	0.10
3899.502	R	18.00	0.15
3899.540	R	17.90	0.15
3900.502	R	18.10	0.15
3911.522	R	18.50	0.25
3921.464	R	19.20	0.25
M31N 2006-09c			
3892.967	R	[21.1	
3991.566	R	[20.0	
3993.376	R	[19.1	
3996.404	R	18.10	0.20

Table A1 continued

Table A1 (continued)

JD-2, 450, 000	Filter	Magnitude	Error
3999.609	R	17.15	0.10
4000.317	R	17.00	0.10
4000.590	R	17.35	0.10
4001.360	R	17.30	0.10
4002.302	R	17.40	0.10
4002.329	R	17.50	0.10
4005.312	R	17.80	0.10
4007.312	R	17.90	0.10
4014.295	R	19.00	0.20
4017.258	R	19.10	0.20
4019.319	R	18.80	0.20
4024.383	R	19.30	0.20
4026.330	R	19.30	0.20
4026.364	R	19.30	0.20
4034.312	R	19.90	0.30
M31N 2006-10a			
3771.346	R	[22	
4019.319	R	[19.7	
4024.383	R	[19.0	
4026.330	R	[20.1	
4031.251	R	19.20	0.25
4034.312	R	18.70	0.15
4034.470	R	18.60	0.15
4035.360	R	18.40	0.30
4043.331	R	17.90	0.10
4047.288	R	19.00	0.30
4048.324	R	19.30	0.20
4055.296	R	18.20	0.15
4055.262	R	18.20	0.10
4070.308	R	19.20	0.35
4071.385	R	18.90	0.20
4078.308	R	18.40	0.30
4078.343	R	18.60	0.20
4080.306	R	18.80	0.25
4084.212	R	18.90	0.20
4093.174	R	19.50	0.40
4096.325	R	19.70	0.25
4097.222	R	19.50	0.25
4115.194	R	[20.0	
4121.381	R	[19.8	
4122.331	R	[19.5	
4122.377	R	[19.4	
M31N 2006-11a			
3771.346	R	[22	
4048.324	R	[19.8	
4055.296	R	[19.8	
4070.263	R	16.90	0.10
4070.308	R	16.60	0.15
4078.308	R	16.10	0.10
4078.343	R	16.00	0.10

Table A1 continued

Table A1 (continued)

JD-2, 450, 000	Filter	Magnitude	Error
4080.306	R	16.30	0.10
4084.212	R	16.90	0.10
4093.174	R	17.70	0.15
4096.325	R	17.80	0.15
4097.222	R	17.80	0.15
4115.194	R	18.80	0.20
4121.381	R	18.90	0.20
4122.331	R	19.20	0.25
4122.377	R	19.10	0.30
4126.289	R	19.30	0.30
4126.339	R	19.10	0.30
4128.275	R	19.20	0.25
4135.298	R	19.40	0.30
4135.334	R	19.30	0.25
4141.362	R	19.20	0.30
4146.295	R	19.40	0.25
4149.273	R	19.40	0.25
4166.247	R	19.70	0.20
4167.366	R	20.00	0.35
4170.264	R	20.00	0.30
4173.269	R	19.80	0.25
4174.268	R	[19.7	
4175.267	R	[19.7	
4240.561	R	[20.0	
M31N 2006-12a			
3771.346	R	[22	
4078.343	R	[19.8	
4080.306	R	[19.9	
4084.212	R	[20.2	
4093.174	R	17.30	0.15
4096.325	R	17.40	0.15
4096.357	R	17.50	0.15
4097.222	R	17.80	0.15
4097.241	R	17.80	0.15
4115.194	R	18.80	0.20
4115.226	R	18.60	0.25
4121.381	R	18.90	0.25
4122.331	R	19.10	0.25
4122.377	R	19.10	0.30
4126.289	R	[19.2	
4126.339	R	[19.2	
4128.275	R	19.30	0.30
M31N 2007-02b			
3771.346	R	[22	
4128.275	R	[19.9	
4135.298	R	16.66	0.10
4141.362	R	17.30	0.15
4146.295	R	17.50	0.15
4149.273	R	17.70	0.10
4162.295	R	18.50	0.20

Table A1 continued

Table A1 (continued)

JD-2, 450, 000	Filter	Magnitude	Error
4164.263	R	18.40	0.20
4166.274	R	18.40	0.15
4170.274	R	19.10	0.20
4174.268	R	18.90	0.25
4175.267	R	19.20	0.30
4238.560	R	[19.7	
M31N 2007-07e			
3771.346	R	[22	
4288.506	R	[19.5	
4327.469	R	17.90	0.25
4330.344	R	18.10	0.25
4343.487	R	18.40	0.25
4353.409	R	18.40	0.30
4356.430	R	19.30	0.30
4357.473	R	19.20	0.30
4358.284	R	19.50	0.30
4365.319	R	19.60	0.30
M31N 2007-08d			
3771.346	R	[22	
4380.401	R	18.60	0.20
4380.424	R	18.50	0.15
4382.235	R	19.00	0.25
4387.231	R	19.50	0.30
4387.561	R	19.60	0.20
4388.227	R	19.80	0.25
4388.626	R	19.60	0.35
4389.233	R	19.80	0.30
4389.646	R	20.00	0.30
M31N 2007-10b			
3771.346	R	[22	
4382.235	R	[19.4	
4387.219	R	18.50	0.15
4387.561	R	18.20	0.10
4388.227	R	19.10	0.20
4388.626	R	19.10	0.20
4389.233	R	19.30	0.20
4389.646	R	19.60	0.25
M31N 2007-11b			
3771.346	R	[21.0	
4415.446	R	18.30	0.15
4416.223	R	18.20	0.15
4453.263	R	19.90	0.25
M31N 2007-12b			
3771.346	R	[21.5	
4417.547	R	[19.1	

Table A1 continued

Table A1 (continued)

JD-2, 450, 000	Filter	Magnitude	Error
4445.234	R	17.00	0.10
4450.392	R	18.60	0.25
4450.402	R	18.70	0.25
4453.250	R	19.40	0.25
M31N 2008-05c			
4528.246	R	[19.6	
4601.558	R	[19.8	
4617.523	R	17.60	0.20
4617.549	R	17.50	0.20
4619.529	R	17.20	0.10
4619.554	R	17.20	0.10
4620.543	R	17.30	0.10
4628.541	R	18.10	0.20
4645.550	R	19.30	0.20
4646.535	R	19.00	0.20
4647.492	R	19.00	0.20
4648.557	R	19.00	0.20
4655.567	R	19.60	0.25
4675.581	R	19.30	0.20
4677.432	R	19.40	0.30
4678.562	R	19.60	0.25
4679.551	R	19.50	0.25
4682.379	R	19.60	0.30
4682.574	R	19.60	0.20
4683.562	R	19.80	0.30
4685.548	R	20.00	0.30
4692.616	R	[19.7	
4697.573	R	20.30	0.30
4706.362	R	19.60	0.30
4712.608	R	[20.1	
M31N 2008-06b			
4505.226	R	[20.0	
4620.542	R	[20.3	
4628.541	R	[20.2	
4644.498	R	16.00	0.10
4645.489	R	16.44	0.05
4645.529	R	16.41	0.05
4645.550	R	16.41	0.05
4646.535	R	16.54	0.05
4647.492	R	16.62	0.05
4648.557	R	16.71	0.05
4652.560	R	17.26	0.10
4655.567	R	17.45	0.10
4675.581	R	18.90	0.15
4677.432	R	18.75	0.20
4678.562	R	18.80	0.15
4679.551	R	19.00	0.15
4681.370	R	19.10	0.25
4682.379	R	19.10	0.20
4682.574	R	19.00	0.15

Table A1 continued

Table A1 (continued)

JD-2, 450, 000	Filter	Magnitude	Error
4683.562	R	19.10	0.20
4685.548	R	19.40	0.20
4692.616	R	[19.7	
4697.573	R	20.40	0.30
4706.362	R	[20.4	
M31N 2008-07a			
4505.226	R	[19.7	
4617.523	R	[19.0	
4619.529	R	19.00	0.30
4620.542	R	18.70	0.25
4628.541	R	19.00	0.30
4645.488	R	19.10	0.30
4646.535	R	19.20	0.25
4647.492	R	18.80	0.20
4648.557	R	19.30	0.25
4655.567	R	19.10	0.25
4675.581	R	19.00	0.20
4677.432	R	18.80	0.20
4678.562	R	18.80	0.20
4679.551	R	18.90	0.20
4681.370	R	19.30	0.30
4682.379	R	19.10	0.25
4682.574	R	19.00	0.15
4683.562	R	19.00	0.20
4684.525	R	19.50	0.30
4685.548	R	18.75	0.10
4692.616	R	18.90	0.20
4697.573	R	19.00	0.15
4706.362	R	19.10	0.20
4708.387	R	18.70	0.25
4709.613	R	19.30	0.25
4710.589	R	19.20	0.35
4711.310	R	18.90	0.25
4712.291	R	19.00	0.25
4712.337	R	18.80	0.15
4712.608	R	18.85	0.15
4713.343	R	19.00	0.20
4715.330	R	18.80	0.15
4716.334	R	18.90	0.25
4718.378	R	19.30	0.30
4719.299	R	19.20	0.30
4738.221	R	18.85	0.15
4744.604	R	19.10	0.15
4745.257	R	19.10	0.20
4748.472	R	19.10	0.20
4748.485	R	19.20	0.25
4754.400	R	19.00	0.20
4760.628	R	19.20	0.20
4763.219	R	19.20	0.30
4765.545	R	19.10	0.25
4772.448	R	19.40	0.25
4774.545	R	19.30	0.30

Table A1 continued

Table A1 (continued)

JD-2, 450, 000	Filter	Magnitude	Error
4776.228	R	19.60	0.25
4777.215	R	19.60	0.30
4779.283	R	19.40	0.25
4779.318	R	19.50	0.30
4800.301	R	19.30	0.30
4801.226	R	18.90	0.40
4809.285	R	19.00	0.40
4982.972	R	[20.4	
5095.968	R	20.90	0.25
M31N 2008-07b			
4505.226	R	[19.7	
4655.567	R	[20.6	
4675.581	R	18.40	0.10
4677.432	R	18.80	0.20
4677.448	R	18.60	0.20
4678.562	R	18.70	0.15
4679.551	R	18.80	0.15
4681.370	R	19.30	0.25
4682.379	R	19.60	0.25
4682.550	R	19.30	0.20
4682.574	R	19.40	0.15
4683.562	R	19.30	0.15
4684.525	R	19.50	0.30
4685.548	R	19.60	0.15
4685.564	R	19.50	0.15
4685.577	R	19.40	0.15
4692.616	R	19.30	0.25
4697.573	R	20.00	0.25
4706.362	R	20.70	0.30
4708.424	R	20.30	0.30
4710.323	R	[20.2	
4711.335	R	20.60	0.40
4712.608	R	20.30	0.25
4713.343	R	20.20	0.35
4715.330	R	20.50	0.30
M31N 2008-08a			
4685.548	R	[20.5	
4692.616	R	16.70	0.10
4697.573	R	17.70	0.10
4706.362	R	18.30	0.15
4706.627	R	18.20	0.20
4708.387	R	18.40	0.25
4709.613	R	18.80	0.25
4710.589	R	19.00	0.30
4711.310	R	18.40	0.25
4712.291	R	19.30	0.35
4712.608	R	19.00	0.20
4713.343	R	18.60	0.25
4715.330	R	18.60	0.25

Table A1 continued

Table A1 (continued)

JD-2, 450, 000	Filter	Magnitude	Error
M31N 2008-10b			
4716.407	R	[20.1	
4748.479	R	19.80	0.35
4754.419	R	19.30	0.35
4763.218	R	18.10	0.15
4765.546	R	19.00	0.25
4772.448	R	19.30	0.25
4774.571	R	19.20	0.25
4776.228	R	18.80	0.15
4777.229	R	18.50	0.15
4779.283	R	19.00	0.20
4799.199	R	18.30	0.15
4800.301	R	18.00	0.15
4801.267	R	18.30	0.15
4809.285	R	18.20	0.15
4829.183	R	19.10	0.30
M31N 2008-11a			
4744.340	R	[19.9	
4775.218	R	16.50	0.10
4776.217	R	17.40	0.10
4779.260	R	18.30	0.15
4780.234	R	18.40	0.20
4800.310	R	[19.5	
M31N 2009-08a			
4985.974	R	[20.2	
4988.527	R	[19.9	
5055.923	R	18.70	0.15
5063.605	R	18.80	0.20
5073.441	R	18.30	0.10
5074.366	R	18.30	0.10
5075.384	R	18.00	0.15
5076.478	R	17.80	0.10
5080.413	R	17.80	0.10
5081.393	R	18.40	0.15
5083.357	R	18.50	0.15
5084.267	R	18.20	0.20
5094.451	R	18.30	0.15
5095.968	R	18.52	0.07
5114.304	R	19.20	0.15
5114.486	R	19.20	0.15
5124.491	R	19.50	0.20
5135.632	R	19.30	0.20
5140.546	R	19.70	0.30
5141.359	R	19.90	0.30
5148.536	R	19.70	0.25
5162.281	R	19.30	0.25
5168.173	R	19.40	0.30
5173.192	R	19.60	0.30
5181.226	R	19.70	0.30
5184.717	R	19.90	0.15

Table A1 continued



Table A1 (continued)

JD-2, 450, 000	Filter	Magnitude	Error
5199.299	R	20.60	0.20
5227.345	R	20.90	0.25
5228.383	R	20.90	0.25
M31N 2009-08d			
4985.974	R	[20.2	
4988.527	R	[19.9	
5055.923	R	17.20	0.10
5063.605	R	18.20	0.35
5076.478	R	[20.0	
5095.968	R	19.46	0.15
M31N 2009-08e			
5055.923	R	[20.3	
5063.605	R	[20.1	
5073.441	R	17.90	0.10
5074.366	R	18.00	0.10
5075.384	R	18.10	0.15
5076.478	R	17.90	0.10
5080.413	R	18.10	0.10
5081.393	R	18.70	0.15
5083.357	R	18.40	0.20
5084.267	R	18.20	0.20
5094.451	R	18.20	0.15
5095.968	R	18.39	0.04
5114.304	R	18.90	0.11
5114.486	R	18.60	0.15
5124.491	R	18.40	0.15
5129.829	R	19.11	0.08
5135.632	R	19.10	0.15
5140.546	R	18.60	0.25
5141.359	R	19.00	0.25
5148.536	R	18.90	0.20
5157.316	R	18.80	0.30
5162.281	R	19.30	0.25
5173.177	R	19.70	0.30
5181.226	R	[19.8	
5184.717	R	19.90	0.20
5199.299	R	20.00	0.15
5227.345	R	20.70	0.25
5228.383	R	20.60	0.25
M31N 2009-09a			
5080.413	R	17.50	0.15
5081.393	R	17.90	0.10
5083.357	R	18.10	0.15
5092.506	R	18.21	0.03
5095.993	R	18.18	0.04
5148.578	R	18.00	0.30
5162.513	R	19.00	0.25
5173.203	R	19.30	0.20
5226.321	R	19.70	0.15

Table A1 continued

Table A1 (continued)

JD-2, 450, 000	Filter	Magnitude	Error
5227.306	R	19.70	0.15
5228.284	R	19.80	0.15
M31N 2009-10b			
4985.974	R	[20.2	
4988.527	R	[20.0	
5105.262	R	[19.9	
5114.486	R	18.90	0.15
5124.460	R	15.76	0.04
5124.491	R	15.78	0.04
5129.829	R	17.40	0.03
5129.835	R	18.89	0.04
5135.257	R	17.60	0.20
5135.632	R	17.92	0.06
5140.546	R	18.40	0.20
5141.359	R	18.10	0.20
5148.536	R	18.30	0.15
5157.316	R	18.60	0.25
5162.281	R	18.80	0.20
5173.177	R	19.10	0.25
5181.226	R	19.10	0.20
5199.299	R	19.73	0.10
5227.345	R	20.00	0.15
5228.383	R	20.00	0.15
M31N 2009-10c			
5114.304	R	17.50	0.08
5114.486	R	17.70	0.30
5124.491	R	16.40	0.15
5135.257	R	16.70	0.30
5135.632	R	17.03	0.10
5140.546	R	17.40	0.25
5141.359	R	17.60	0.20
M31N 2009-11a			
5140.463	R	17.60	0.10
5141.221	R	17.74	0.05
5148.564	R	18.40	0.25
5162.534	R	19.40	0.30
M31N 2009-11b			
5135.632	R	18.60	0.10
5148.536	R	18.90	0.15
5162.281	R	19.30	0.25
5162.513	R	19.60	0.30
5173.177	R	19.30	0.20
5173.203	R	19.20	0.20
5181.226	R	19.70	0.25
5199.299	R	20.05	0.10
5227.306	R	20.00	0.15
5228.284	R	20.00	0.15

Table A1 continued

Table A1 (continued)

JD-2, 450, 000	Filter	Magnitude	Error
M31N 2009-11c			
5135.632	R	[21.4	
5140.463	R	[20.3	
5141.359	R	19.90	0.30
5148.536	R	17.03	0.10
5154.424	R	17.80	0.15
5157.316	R	17.90	0.10
5158.542	R	17.90	0.10
5161.164	R	18.40	0.15
5162.281	R	18.10	0.15
5162.513	R	18.20	0.15
5168.173	R	18.30	0.10
5169.202	R	18.60	0.20
5173.177	R	18.60	0.15
5173.192	R	18.70	0.15
5173.203	R	18.50	0.15
5181.226	R	18.90	0.15
5184.717	R	19.22	0.10
5227.306	R	[22.0	
M31N 2009-11d			
5157.299	R	17.26	0.10
5158.560	R	17.30	0.20
5162.525	R	17.60	0.15
5168.505	R	18.10	0.20
5173.192	R	18.70	0.15
5227.379	R	[21.5	
M31N 2009-11e			
5148.536	R	[20.6	
5157.316	R	17.80	0.15
5158.542	R	17.00	0.10
5161.164	R	17.70	0.10
5162.281	R	17.40	0.10
5162.513	R	17.50	0.10
5168.173	R	17.50	0.10
5169.202	R	17.20	0.20
5173.177	R	18.10	0.10
5173.203	R	18.10	0.10
5181.226	R	18.50	0.15
5184.717	R	18.96	0.09
5186.730	R	18.80	0.25
5199.299	R	19.09	0.08
5227.345	R	19.92	0.10
5228.383	R	19.40	0.10
M31N 2010-01a			
5199.299	R	[21.30	
5209.610	r	15.94	0.04
5210.587	r	16.54	0.03

Table A1 continued

Table A1 (continued)

JD-2, 450, 000	Filter	Magnitude	Error
5211.600	r	16.86	0.04
5213.296	R	16.80	0.20
5219.226	R	17.70	0.15
5223.203	R	18.00	0.15
5225.364	R	18.56	0.10
5227.345	R	18.87	0.15
5228.338	R	18.94	0.15
5231.221	R	18.40	0.20
5244.222	R	19.10	...
5253.245	R	19.30	0.25
M31N 2010-01b			
5219.226	R	16.80	0.15
5223.203	R	17.70	0.15
5225.364	R	17.77	0.07
5226.347	R	17.86	0.08
5227.345	R	18.04	0.06
5228.338	R	18.07	0.08
5231.221	R	18.15	0.15
5234.372	R	17.90	...
5244.222	R	19.00	...
5249.229	R	19.10	0.30
5253.245	R	19.50	0.25
M31N 2010-01c			
5226.321	R	16.85	0.08
5227.306	R	17.02	0.08
5228.284	R	17.26	0.08
5228.209	R	17.30	0.10
5231.209	R	18.15	0.15
5250.234	R	18.70	0.30
5253.231	R	18.60	0.20
5255.235	R	18.70	0.25
5257.267	R	18.90	0.25
5258.259	R	18.80	0.20
M31N 2010-02a			
5228.338	R	[21.30	
5253.245	R	[20.10	
5255.249	R	15.54	0.09
5255.263	R	15.68	0.08
5257.249	R	16.80	0.10
5257.276	R	16.70	0.15
5258.243	R	17.10	0.10
5260.273	R	17.50	0.20
5263.273	R	18.30	0.20
5265.249	R	18.50	0.30
5273.265	R	[19.10	
5325.583	R	[18.80	
5351.635	R	[20.20	
5356.959	R	[20.70	
5365.652	R	[20.60	

Table A1 continued

Table A1 (continued)

JD-2, 450, 000	Filter	Magnitude	Error
M31N 2010-03a			
5228.338	R	[20.40	
5253.245	R	[19.40	
5255.249	R	19.00	...
5255.263	R	[18.80	
5257.249	R	17.40	0.25
5258.243	R	17.10	0.20
5260.273	R	17.00	0.20
5263.273	R	17.20	0.20
5265.249	R	17.40	0.30
5273.265	R	17.50	0.20
5274.263	R	18.00	0.30
5278.267	R	18.10	0.30
5325.583	R	[18.60	
5351.635	R	19.90	...
5356.959	R	20.10	0.20
5365.652	R	20.00	0.20
5387.700	r	20.70	0.30
5388.710	r	20.30	0.30
5396.686	r	20.60	0.30
5534.711	R	[21.10	
M31N 2010-05a			
5228.338	R	[21.10	
5253.245	R	[20.10	
5274.263	R	[19.90	
5344.535	R	17.60	0.15
5344.549	R	17.40	0.20
5344.562	R	17.40	0.20
5351.635	R	17.11	0.07
5352.524	R	17.20	0.10
5352.968	R	17.10	0.10
5353.538	R	17.20	0.10
5353.973	R	17.10	0.10
5353.979	R	17.00	0.10
5354.964	R	17.20	0.10
5355.544	R	17.40	0.25
5356.536	R	17.35	0.10
5356.959	R	17.18	0.03
5357.541	R	17.35	0.10
5358.537	R	17.10	0.15
5358.550	R	17.30	0.15
5363.516	R	17.20	0.15
5363.551	R	17.10	0.15
5365.652	R	17.82	0.08
5370.538	R	17.90	0.15
5370.560	R	17.70	0.20
5373.495	R	18.10	0.15
5374.534	R	18.20	0.15
5375.540	R	18.10	0.10
5376.534	R	18.40	0.20

Table A1 continued

Table A1 (continued)

JD-2, 450, 000	Filter	Magnitude	Error
5377.522	R	18.55	0.15
5380.525	R	18.40	0.15
5381.531	R	18.60	0.15
5386.535	R	18.60	0.15
5387.700	r	18.85	0.06
5388.710	r	18.72	0.05
5396.686	r	19.19	0.08
5404.485	R	19.20	0.20
5405.551	R	19.20	0.20
5413.431	R	19.40	0.25
5534.711	R	[21.60	
M31N 2010-06a			
5365.652	R	[21.40	
5370.538	R	[19.50	
5373.495	R	[18.90	
5374.534	R	19.60	0.20
5375.514	R	18.20	0.10
5375.540	R	18.30	0.10
5376.522	R	17.40	0.10
5376.534	R	17.40	0.10
5377.503	R	17.10	0.10
5377.522	R	16.95	0.10
5378.522	R	17.25	0.10
5380.497	R	17.30	0.10
5380.525	R	17.17	0.10
5381.505	R	17.30	0.10
5381.531	R	17.10	0.10
5382.456	R	17.16	0.10
5384.536	R	18.10	0.15
5385.560	R	17.90	0.10
5386.511	R	17.70	0.10
5386.535	R	17.65	0.10
5387.700	r	17.86	0.05
5388.710	r	18.05	0.05
5391.550	R	18.00	0.10
5392.510	R	18.05	0.10
5394.562	R	18.15	0.10
5396.541	R	18.12	0.10
5396.686	r	18.17	0.05
5397.570	R	18.15	0.10
5398.566	R	18.13	0.10
5399.512	R	17.90	0.10
5404.450	R	18.60	0.10
5405.515	R	18.50	0.10
5405.551	R	18.50	0.15
5406.544	R	18.50	0.10
5409.589	R	19.00	0.10
5412.412	R	19.10	0.25
5413.431	R	19.10	0.15
5417.346	R	19.30	0.15
5418.607	R	19.60	0.20
5423.389	R	19.40	0.20

Table A1 continued

Table A1 (continued)

JD-2, 450, 000	Filter	Magnitude	Error
5427.518	R	19.10	0.15
5428.365	R	19.40	0.20
5429.412	R	19.60	0.20
5433.568	R	20.00	0.20
5434.599	R	19.80	0.25
5437.610	R	20.10	0.25
5440.449	R	19.80	0.25
5441.436	R	19.80	0.25
5444.367	R	19.80	0.25
5444.634	R	20.00	0.25
5445.390	R	20.00	0.25
5445.411	R	19.90	0.25
5446.646	R	19.90	0.30
5450.624	R	20.10	0.30
5452.314	R	20.20	0.30
5453.602	R	20.30	0.30
5455.463	R	20.60	0.30
5456.437	R	20.60	0.30
5457.574	R	20.40	0.30
5458.600	R	20.30	0.30
5460.318	R	20.70	0.30
5460.638	R	20.50	0.30
5461.354	R	21.00	0.40
5462.490	R	20.00	0.30
5470.249	R	20.50	0.30
5471.264	R	20.30	0.30
5476.454	R	20.40	0.30
5478.299	R	20.30	0.30
5479.291	R	20.10	0.30
5480.277	R	20.70	0.30
5482.301	R	20.50	0.30
5483.372	R	20.50	0.30
5484.295	R	20.90	0.40
5492.434	R	21.50	0.40
5498.219	R	21.20	0.40
5534.711	R	21.50	0.30
5749.562	R	[21.40	
M31N 2010-06b			
3741.584	R	[21.40	
3760.586	R	[21.60	
5374.497	R	19.00	0.30
5375.514	R	19.10	0.15
5376.522	R	18.90	0.15
5377.503	R	18.80	0.10
5378.522	R	18.55	0.15
5380.497	R	17.65	0.10
5381.505	R	17.77	0.10
5382.456	R	18.40	0.15
5384.536	R	19.30	0.20
5385.560	R	19.40	0.15
5386.511	R	19.45	0.15
5387.700	r	19.48	0.08

Table A1 continued

Table A1 (continued)

JD-2, 450, 000	Filter	Magnitude	Error
5388.710	r	19.54	0.06
5391.550	R	19.50	0.25
5392.510	R	19.40	0.15
5394.562	R	19.20	0.10
5396.541	R	19.00	0.15
5397.570	R	18.67	0.10
5398.566	R	18.60	0.10
5399.512	R	18.73	0.10
5404.450	R	19.40	0.15
5405.515	R	19.40	0.15
5406.544	R	19.60	0.15
5409.589	R	19.80	0.20
5412.412	R	[19.60	
5413.431	R	19.60	0.15
5418.607	R	19.80	0.25
5423.389	R	19.00	0.10
5427.518	R	20.30	0.20
5428.365	R	20.20	0.20
5428.640	R	20.20	0.20
5429.412	R	19.80	0.20
5433.568	R	19.30	0.10
5434.599	R	18.65	0.10
5437.610	R	18.30	0.10
5440.449	R	18.40	0.10
5441.436	R	18.40	0.10
5444.367	R	19.30	0.15
5444.634	R	19.35	0.10
5445.390	R	19.35	0.10
5446.646	R	19.90	0.25
5450.624	R	20.10	0.15
5452.314	R	20.00	0.15
5453.602	R	20.00	0.15
5455.463	R	20.00	0.15
5456.437	R	19.60	0.15
5457.574	R	19.80	0.15
5458.600	R	19.55	0.15
5460.318	R	19.00	0.10
5460.638	R	19.15	0.10
5461.354	R	19.35	0.15
5470.249	R	19.45	0.15
5471.264	R	19.90	0.20
5476.454	R	20.10	0.20
5478.299	R	20.20	0.25
5480.277	R	19.90	0.15
5484.295	R	20.90	0.40
5490.537	R	[19.90	
5492.338	R	[20.80	
5528.251	R	[20.90	
5579.218	R	[20.20	
5601.241	R	[21.30	
M31N 2010-06c			
5374.497	R	17.60	0.15

Table A1 continued

Table A1 (continued)

JD-2, 450, 000	Filter	Magnitude	Error
5375.514	R	17.50	0.10
5376.522	R	17.45	0.10
5377.503	R	17.65	0.10
5378.522	R	17.75	0.10
5380.497	R	18.07	0.10
5381.505	R	18.32	0.10
5382.456	R	18.20	0.15
5384.536	R	18.70	0.20
5385.560	R	18.56	0.10
5386.511	R	18.50	0.10
5387.700	r	18.89	0.06
5388.710	r	18.95	0.04
5391.550	R	18.90	0.15
5392.510	R	18.90	0.10
5394.562	R	19.10	0.15
5396.541	R	19.30	0.15
5397.570	R	19.30	0.10
5398.566	R	19.20	0.15
5399.512	R	19.30	0.15
5404.450	R	19.60	0.20
5405.515	R	20.00	0.20
5406.544	R	19.90	0.10
5409.589	R	20.20	0.20
5412.412	R	[19.60	
5413.431	R	20.80	0.30
5418.607	R	[20.70	
5427.518	R	[20.90	
5428.365	R	[20.80	
5428.640	R	[21.00	
M31N 2010-06d			
5356.959	R	[21.70	
5365.652	R	[21.10	
5374.534	R	20.10	0.30
5375.514	R	19.70	0.20
5375.540	R	19.70	0.20
5376.522	R	19.20	0.20
5376.534	R	19.00	0.20
5377.503	R	18.60	0.15
5377.522	R	18.65	0.10
5378.522	R	18.30	0.10
5380.497	R	18.60	0.15
5380.525	R	18.40	0.10
5381.505	R	17.68	0.10
5381.531	R	17.75	0.10
5382.456	R	17.50	0.10
5384.536	R	19.20	0.20
5385.560	R	19.20	0.15
5386.511	R	19.40	0.15
5386.535	R	19.30	0.15
5387.700	r	19.31	0.07
5388.710	r	19.24	0.06
5391.550	R	19.30	0.25

Table A1 continued

Table A1 (continued)

JD-2, 450, 000	Filter	Magnitude	Error
5392.510	R	19.15	0.15
5394.562	R	19.60	0.20
5396.541	R	19.70	0.25
5396.686	r	19.17	0.06
5397.570	R	18.20	0.10
5398.566	R	17.70	0.10
5399.512	R	17.70	0.10
5404.450	R	19.00	0.15
5405.515	R	19.40	0.20
5405.551	R	19.50	0.15
5406.544	R	19.50	0.15
5409.589	R	19.50	0.15
5413.431	R	19.90	0.25
5417.346	R	18.70	0.10
5418.607	R	18.90	0.15
5423.389	R	19.60	0.20
5427.518	R	20.00	0.20
5428.365	R	20.40	0.25
5429.412	R	20.40	0.25
5433.568	R	20.70	0.30
5434.599	R	21.00	0.40
5441.436	R	19.60	0.25
5444.367	R	19.20	0.20
5444.634	R	19.20	0.20
5445.390	R	19.30	0.20
5445.411	R	19.10	0.15
5446.646	R	19.30	0.25
5450.624	R	19.30	0.15
5452.314	R	18.90	0.10
5453.602	R	19.10	0.10
5455.463	R	19.20	0.15
5456.437	R	19.00	0.10
5457.574	R	18.95	0.10
5458.600	R	19.00	0.10
5460.318	R	19.30	0.15
5460.638	R	19.15	0.15
5461.354	R	19.05	0.15
5470.249	R	20.40	0.25
5471.264	R	20.60	0.30
5476.454	R	20.70	0.30
5477.285	R	20.20	0.30
5478.299	R	20.40	0.30
5479.291	R	20.20	0.30
5480.277	R	19.95	0.25
5483.372	R	19.80	0.20
5484.295	R	19.50	0.15
5490.537	R	19.20	0.15
5491.445	R	19.20	0.15
5492.434	R	19.00	0.10
5498.219	R	19.30	0.15
5499.229	R	19.40	0.15
5500.203	R	19.60	0.20
5500.479	R	19.60	0.20
5505.391	R	19.55	0.20

Table A1 continued

Table A1 (continued)

JD-2, 450, 000	Filter	Magnitude	Error
5514.246	R	20.10	0.25
5526.217	R	21.00	0.30
5534.338	R	20.60	0.25
5534.711	R	20.40	0.15
5556.712	R	20.20	0.15
5570.288	R	20.70	0.40
5749.562	R	[21.40	
M31N 2010-07a			
5381.505	R	[21.10	
5382.456	R	[20.90	
5384.536	R	20.20	0.30
5385.560	R	18.25	0.10
5386.511	R	17.45	0.10
5386.535	R	17.35	0.10
5387.700	r	17.31	0.05
5388.710	r	17.91	0.04
5391.550	R	17.75	0.10
5392.510	R	17.56	0.10
5394.562	R	17.28	0.10
5396.541	R	17.19	0.10
5396.686	r	17.29	0.03
5397.570	R	17.11	0.05
5398.566	R	17.10	0.10
5399.512	R	17.13	0.10
5404.450	R	16.87	0.10
5405.515	R	16.69	0.07
5405.551	R	16.62	0.08
5406.544	R	16.13	0.06
5409.589	R	16.53	0.10
5412.412	R	17.07	0.10
5413.431	R	17.13	0.10
5418.607	R	17.64	0.10
5423.389	R	18.10	0.10
5427.518	R	18.21	0.10
5428.365	R	18.14	0.10
5429.412	R	18.19	0.10
5433.568	R	18.50	0.10
5433.613	R	18.40	0.10
5434.599	R	18.50	0.10
5437.610	R	18.60	0.10
5440.449	R	18.64	0.10
5441.436	R	18.50	0.10
5444.367	R	18.80	0.10
5444.634	R	18.70	0.10
5445.390	R	18.70	0.10
5445.411	R	18.70	0.10
5446.646	R	18.80	0.15
5450.624	R	18.80	0.10
5452.314	R	18.90	0.10
5453.602	R	18.95	0.10
5455.463	R	19.00	0.10
5456.437	R	19.10	0.10

Table A1 continued

Table A1 (continued)

JD-2, 450, 000	Filter	Magnitude	Error
5457.574	R	19.00	0.10
5458.600	R	19.00	0.10
5460.318	R	19.30	0.15
5460.638	R	19.15	0.15
5461.354	R	19.20	0.30
5462.490	R	19.30	0.15
5470.249	R	19.50	0.20
5471.264	R	19.30	0.20
5476.454	R	19.50	0.15
5477.285	R	19.50	0.20
5478.299	R	19.60	0.15
5479.291	R	19.60	0.15
5480.277	R	19.70	0.15
5482.301	R	19.80	0.20
5483.372	R	19.80	0.15
5484.295	R	19.80	0.20
5490.537	R	20.20	0.30
5491.445	R	19.90	0.15
5492.434	R	20.20	0.20
5505.391	R	20.50	0.30
5749.562	R	[21.50	
M31N 2010-09b			
5476.432	R	18.20	0.15
5477.267	R	18.20	0.15
5478.318	R	18.50	0.15
5479.314	R	18.60	0.15
5480.306	R	18.70	0.15
5482.313	R	18.95	0.15
5483.361	R	19.10	0.15
5488.510	R	19.50	0.25
5490.412	R	19.50	0.30
5492.408	R	20.10	0.30
5496.477	R	20.00	0.30
5498.203	R	[19.90	
M31N 2010-10a			
5427.563	R	[20.10	
5476.454	R	17.20	0.20
5477.250	R	17.14	0.10
5478.286	R	17.40	0.10
5479.291	R	17.60	0.10
5480.263	R	17.85	0.10
5482.301	R	18.15	0.10
5483.372	R	18.20	0.15
5490.537	R	19.10	0.20
5491.445	R	19.00	0.20
5492.434	R	19.30	0.25
5498.219	R	19.60	0.30
5500.225	R	19.70	0.30
5500.479	R	19.60	0.30
5505.391	R	19.80	0.30

Table A1 continued

Table A1 (continued)

JD-2, 450, 000	Filter	Magnitude	Error
5514.246	R	19.80	0.30
5526.217	R	20.30	0.30
5534.711	R	20.70	0.15
5556.712	R	20.90	0.15
M31N 2010-10b			
5387.700	r	[22.00	
5427.555	R	20.00	0.30
5433.597	R	19.60	0.25
5453.628	R	19.40	0.20
5460.277	R	19.50	0.20
5476.432	R	18.90	0.15
5477.267	R	18.90	0.15
5478.318	R	19.00	0.15
5479.314	R	19.00	0.15
5480.306	R	18.80	0.10
5482.313	R	18.80	0.10
5483.361	R	18.60	0.10
5488.510	R	18.80	0.15
5490.412	R	18.80	0.10
5492.408	R	18.80	0.10
5496.477	R	18.80	0.10
5498.203	R	18.80	0.10
5499.211	R	18.70	0.10
5500.203	R	18.60	0.10
5501.227	R	18.50	0.10
5501.427	R	18.40	0.10
5503.557	R	17.85	0.10
5505.338	R	17.60	0.10
5510.451	R	18.90	0.10
5512.224	R	19.10	0.25
5514.229	R	18.95	0.10
5515.446	R	18.95	0.10
5523.619	r	19.46	0.06
5526.172	R	19.35	0.15
5528.179	R	19.30	0.15
5534.301	R	19.25	0.15
5535.394	R	19.10	0.10
5544.425	R	18.00	0.15
5547.201	R	18.65	0.15
5549.435	R	18.80	0.20
5550.467	R	18.50	0.10
5554.685	R	19.09	0.05
5556.690	R	19.35	0.04
5561.213	R	18.90	0.15
5565.224	R	18.60	0.15
5566.187	R	19.00	0.10
5567.300	R	19.40	0.30
5570.277	R	18.33	0.08
5577.388	R	18.70	0.15
5578.225	R	18.70	0.10
5579.207	R	18.70	0.10
5581.430	R	18.60	0.15

Table A1 continued

Table A1 (continued)

JD-2, 450, 000	Filter	Magnitude	Error
5588.336	R	18.40	0.15
5590.225	R	18.25	0.10
5591.249	R	18.10	0.10
5592.238	R	18.15	0.10
5593.246	R	18.30	0.10
5594.223	R	18.60	0.15
5599.260	R	18.90	0.15
5601.241	R	18.95	0.10
5602.250	R	18.95	0.10
5603.335	R	19.10	0.15
5605.248	R	19.00	0.20
5608.271	R	18.80	0.30
5613.255	R	18.70	0.30
5614.249	R	18.90	0.15
5616.246	R	19.10	0.15
5617.272	R	19.20	0.20
5619.249	R	19.15	0.15
5621.259	R	19.20	0.20
5625.260	R	18.75	0.20
5627.249	R	18.80	0.20
5629.255	R	18.90	0.10
5690.583	R	[19.70	
5740.554	R	19.90	0.10
5742.549	R	20.20	0.20
5748.549	R	20.40	0.25
5758.574	R	20.30	0.30
5759.557	R	20.40	0.30
5788.478	R	20.60	0.20
5790.488	R	20.60	0.20
5792.569	R	20.50	0.20
5795.605	R	20.50	0.20
5812.631	R	20.70	0.10
5817.504	R	20.00	0.25
5828.622	R	20.80	0.15
5843.530	R	20.60	0.20
5880.247	R	20.50	0.20
5885.214	R	20.70	0.30
5894.192	R	20.50	0.30
5907.179	R	20.50	0.30
6069.698	r	21.80	0.20
M31N 2010-10c			
5490.515	R	18.15	0.10
5492.338	R	18.35	0.10
5499.243	R	18.80	0.20
5500.241	R	18.85	0.10
5505.426	R	19.40	0.20
5514.269	R	19.60	0.20
5528.251	R	20.60	0.30
5561.242	R	[20.80	
M31N 2010-10d			

Table A1 continued

Table A1 (continued)

JD-2,450,000	Filter	Magnitude	Error
5387.700	r	[22.00	
5492.434	R	[20.60	
5498.219	R	19.80	0.25
5499.229	R	17.85	0.10
5500.225	R	17.20	0.10
5500.479	R	17.40	0.10
5501.261	R	17.00	0.10
5503.570	R	17.55	0.10
5505.391	R	17.75	0.10
5512.284	R	18.60	0.30
5514.246	R	18.70	0.15
5515.212	R	18.70	0.20
5526.217	R	19.70	0.25
5534.338	R	20.30	0.30
5535.409	R	20.60	0.40
5534.711	R	20.00	0.10
5556.712	R	20.20	0.10
5570.288	R	20.80	0.40
5578.198	R	20.90	0.30
5749.562	R	[21.30	
M31N 2010-10e			
5387.700	r	[22.00	
5498.203	R	[21.10	
5499.211	R	[21.40	
5500.203	R	19.10	0.15
5501.227	R	18.10	0.10
5501.427	R	18.05	0.10
5503.557	R	19.20	0.15
5505.338	R	19.80	0.20
5510.451	R	20.80	0.30
5514.229	R	[21.20	
5523.641	r	[22.40	
M31N 2010-11a			
5515.446	R	[21.50	
5521.206	R	[20.40	
5526.172	R	19.90	0.15
5528.179	R	20.40	0.20
5534.301	R	19.05	0.10
5535.394	R	18.80	0.10
5536.166	R	18.76	0.10
5544.425	R	19.40	0.25
5547.346	R	19.20	0.20
5549.435	R	19.40	0.25
5550.467	R	19.40	0.15
5556.690	R	18.98	0.06
5561.213	R	18.10	0.10
5565.224	R	18.90	0.15
5566.187	R	19.20	0.15
5567.300	R	19.30	0.25
5570.277	R	20.20	0.30
5577.388	R	19.70	0.30

Table A1 continued

Table A1 (continued)

JD-2,450,000	Filter	Magnitude	Error
5578.225	R	19.70	0.15
5579.207	R	19.40	0.15
5579.271	R	19.50	0.15
5581.401	R	18.70	0.15
5581.430	R	18.80	0.15
5582.204	R	18.70	0.15
5584.401	R	18.30	0.15
5586.235	R	19.00	0.20
5588.317	R	19.70	0.25
5588.336	R	19.60	0.30
5590.225	R	19.20	0.15
5591.249	R	19.20	0.15
5592.238	R	19.40	0.20
5593.246	R	19.20	0.15
5594.223	R	19.40	0.20
5599.260	R	19.60	0.20
5601.241	R	19.80	0.20
5602.250	R	19.50	0.15
5603.335	R	19.70	0.20
5614.249	R	20.50	0.30
5616.246	R	[20.60	
5618.237	R	20.80	0.40
5619.249	R	20.80	0.40
M31N 2010-12c			
5534.711	R	[21.70	
5544.430	R	[18.50	
5547.229	R	16.50	0.10
5547.346	R	16.62	0.06
5549.396	R	17.18	0.09
5554.685	R	18.60	0.10
5556.690	R	18.80	0.10
5556.712	R	18.86	0.07
5561.231	R	19.60	0.40
5561.186	R	19.10	0.20
5565.232	R	19.40	0.30
5570.288	R	20.20	0.40
5749.562	R	[21.20	
M31N 2011-01a			
5565.232	R	[21.20	
5567.363	R	[19.30	
5570.288	R	17.09	0.07
5571.329	R	15.68	0.06
5571.361	r	15.70	0.03
5571.378	r	15.69	0.03
5571.389	r	15.73	0.03
5571.398	r	15.68	0.03
5572.272	r	15.22	0.04
5572.309	r	15.19	0.03
5572.344	r	15.18	0.04
5572.382	r	15.12	0.04

Table A1 continued



Table A1 (continued)

JD-2, 450, 000	Filter	Magnitude	Error
5572.421	r	15.13	0.03
5572.464	r	15.08	0.03
5573.370	r	14.93	0.05
5573.463	r	14.92	0.05
5574.426	r	14.96	0.03
5574.441	r	14.98	0.02
5574.455	r	14.97	0.03
5574.472	r	14.97	0.02
5575.443	r	15.10	0.03
5575.457	r	15.09	0.02
5575.478	r	15.09	0.04
5576.183	R	15.15	0.02
5576.274	r	15.20	0.04
5576.317	r	15.19	0.04
5576.360	r	15.27	0.05
5576.404	r	15.22	0.06
5576.447	r	15.25	0.05
5577.339	r	15.32	0.05
5577.374	R	15.25	0.02
5578.198	R	15.39	0.02
5578.275	r	15.46	0.05
5578.290	r	15.46	0.05
5579.193	R	15.45	0.03
5579.271	R	15.51	0.03
5580.246	R	15.69	0.06
5581.401	R	15.88	0.04
5582.204	R	16.33	0.03
5584.401	R	17.12	0.04
5586.235	R	17.95	0.08
5588.317	R	19.00	0.15
5590.210	R	19.70	0.25
5591.230	R	19.90	0.25
5592.227	R	19.80	0.30
5593.225	R	20.20	0.40
5594.232	R	20.20	0.30
5599.260	R	20.80	0.40
5749.562	R	21.00	0.30
M31N 2011-01b			
5577.388	R	[20.80	
5578.225	R	16.36	0.04
5579.193	R	17.40	0.08
5579.207	R	17.30	0.09
5579.271	R	17.46	0.10
5580.246	R	17.80	0.25
5581.401	R	18.50	0.20
5581.430	R	18.40	0.20
5582.204	R	18.80	0.20
5584.401	R	19.70	0.35
5586.235	R	19.90	0.40
5588.317	R	20.50	0.40
5590.210	R	[20.90	
5749.562	R	[21.20	

Table A1 continued

Table A1 (continued)

JD-2, 450, 000	Filter	Magnitude	Error
M31N 2011-02a			
5613.236	R	17.20	0.10
5614.237	R	17.60	0.10
5616.234	R	17.85	0.10
5618.247	R	17.75	0.10
5619.261	R	17.50	0.10
5621.250	R	18.25	0.10
5623.245	R	18.00	0.15
5626.277	R	18.10	0.15
5627.263	R	18.15	0.10
5630.251	R	18.15	0.15
5633.255	R	17.75	0.10
M31N 2011-02b			
5602.250	R	[19.70	
5616.284	R	17.70	0.20
5617.243	R	17.90	0.20
5618.237	R	18.00	0.20
5619.237	R	18.50	0.25
5621.241	R	18.30	0.30
5625.250	R	18.90	0.40
5749.562	R	[21.20	
M31N 2011-02c			
5602.250	R	[19.70	
5616.284	R	16.90	0.15
5617.243	R	17.15	0.15
5618.237	R	17.30	0.15
5619.237	R	17.75	0.15
5621.241	R	17.90	0.25
5625.250	R	18.30	0.30
5749.562	R	[21.20	
M31N 2011-02d			
5621.241	R	16.90	0.10
5623.257	R	17.50	0.15
5626.266	R	17.25	0.10
5630.265	R	17.60	0.15
5633.263	R	18.30	0.20
5635.263	R	18.10	0.15
5643.266	R	18.60	0.15
5645.272	R	18.40	0.10
M31N 2011-05a			
5691.575	R	[19.20	
5697.576	R	[19.10	
5711.561	R	18.10	0.20
5712.553	R	17.70	0.25
5716.550	R	17.40	0.20
5717.545	R	17.00	0.20

Table A1 continued

Table A1 (continued)

JD-2, 450, 000	Filter	Magnitude	Error
5717.554	R	17.20	0.20
5718.549	R	17.00	0.20
5725.553	R	17.75	0.20
5726.649	R	18.10	0.10
5727.528	R	17.80	0.30
5737.553	R	17.40	0.20
5739.561	R	17.60	0.15
5742.534	R	17.70	0.20
5742.562	R	17.60	0.20
5748.533	R	18.00	0.20
5748.562	R	18.30	0.25
5749.562	R	18.10	0.20
5754.568	R	18.10	0.20
5758.537	R	17.80	0.30
5765.584	R	18.10	0.30
5766.403	R	18.10	0.30
5770.595	R	18.30	0.25
5776.596	R	18.30	0.25
5778.541	R	18.80	0.30
5787.483	R	18.70	0.15
5790.531	R	18.80	0.25
5792.555	R	18.60	0.25
5794.613	R	18.10	0.25
5795.586	R	18.50	0.25
5796.606	R	18.20	0.25
5797.609	R	18.00	0.25
5799.501	R	18.50	0.25
5804.593	R	18.20	0.25
5806.626	R	18.50	0.25
5808.589	R	18.60	0.30
5812.581	R	18.90	0.10
5812.631	R	18.95	0.15
5815.550	R	19.10	0.30
5816.349	R	18.00	0.30
5817.462	R	17.90	0.25
5817.486	R	17.90	0.20
5819.597	R	17.70	0.30
5820.498	R	18.00	0.02
5822.267	R	17.70	0.25
5828.604	R	17.90	0.15
5828.656	R	17.80	0.20
5829.644	R	17.60	0.20
5830.281	R	18.00	0.20
5831.652	R	18.00	0.20
5832.321	R	17.60	0.25
5833.318	R	18.00	0.20
5834.442	R	17.90	0.20
5836.663	R	17.90	0.20
5837.666	R	18.20	0.20
5838.280	R	17.80	0.20
5839.365	R	18.00	0.20
5842.479	R	18.30	0.20
5842.529	R	18.20	0.25
5842.562	R	18.40	0.25

Table A1 continued

Table A1 (continued)

JD-2, 450, 000	Filter	Magnitude	Error
5843.415	R	18.60	0.20
5843.443	R	18.50	0.20
5843.469	R	18.20	0.20
5843.606	R	18.60	0.15
5844.489	R	18.90	0.15
5851.455	R	18.20	0.30
5852.228	R	18.70	0.30
5856.607	R	18.40	0.30
5857.226	R	[18.70	
5866.202	R	19.30	0.35
5880.239	R	19.50	0.35
6069.698	r	20.90	0.30
M31N 2011-06a			
5726.634	R	17.86	0.10
5727.539	R	17.80	0.10
5736.562	R	18.40	0.15
5737.561	R	18.50	0.20
5740.554	R	18.80	0.10
5742.549	R	18.80	0.10
5748.549	R	19.20	0.15
5758.574	R	19.60	0.20
5759.557	R	19.70	0.20
5788.478	R	20.40	0.15
5790.488	R	20.50	0.25
5792.569	R	20.60	0.20
5795.605	R	20.50	0.25
5812.631	R	20.60	0.15
5828.622	R	21.50	0.25
M31N 2011-06b			
5726.634	R	18.48	0.10
5727.539	R	18.60	0.15
5736.562	R	19.10	0.25
5737.561	R	19.20	0.25
5740.554	R	19.15	0.10
5742.549	R	19.10	0.15
5748.549	R	19.50	0.15
5758.574	R	19.90	0.25
5759.557	R	20.10	0.25
5788.478	R	20.40	0.20
5790.488	R	20.80	0.30
5792.569	R	21.00	0.30
5795.605	R	21.20	0.30
5812.631	R	21.70	0.20
M31N 2011-06d			
5739.561	R	[20.80	
5742.534	R	17.25	0.10
5742.562	R	17.25	0.10
5748.533	R	16.90	0.10
5749.562	R	17.00	0.10

Table A1 continued

Table A1 (continued)

JD-2, 450, 000	Filter	Magnitude	Error
5754.568	R	17.50	0.10
5758.537	R	18.10	0.15
5759.505	R	18.10	0.10
5765.584	R	18.70	0.15
5766.403	R	19.20	0.20
5776.596	R	20.80	0.35
5778.541	R	20.80	0.30
5787.483	R	21.10	0.30
M31N 2011-07a			
5759.505	R	[20.30	
5765.584	R	16.45	0.08
5766.403	R	16.65	0.10
5770.595	R	16.85	0.10
5776.596	R	17.70	0.15
5778.541	R	18.10	0.15
5787.483	R	17.99	0.07
5790.531	R	18.30	0.15
5792.555	R	18.90	0.15
5794.613	R	19.00	0.20
5795.586	R	19.20	0.20
5796.606	R	19.10	0.20
5797.609	R	19.20	0.20
5799.501	R	19.50	0.20
5800.546	R	19.80	0.25
5803.443	R	19.50	0.30
5804.593	R	19.40	0.20
5806.626	R	19.50	0.20
5808.589	R	19.70	0.25
5812.631	R	20.70	0.20
5815.550	R	21.60	0.40
M31N 2011-07b			
5776.596	R	17.50	0.10
5778.541	R	17.90	0.10
5787.483	R	18.55	0.08
5790.531	R	18.80	0.10
5792.555	R	18.86	0.09
5794.613	R	19.00	0.10
5795.586	R	19.00	0.10
5796.606	R	19.20	0.15
5797.609	R	19.30	0.20
5799.501	R	19.00	0.15
5800.546	R	19.10	0.15
5803.443	R	19.20	0.20
5806.626	R	19.50	0.20
5808.589	R	19.90	0.20
5812.631	R	20.00	0.15
5815.550	R	20.30	0.20
5817.462	R	20.40	0.25
5844.489	R	[21.70	

Table A1 continued

Table A1 (continued)

JD-2, 450, 000	Filter	Magnitude	Error
M31N 2011-08a			
5778.525	R	17.65	0.10
5788.548	R	18.10	0.04
5790.547	R	18.35	0.09
5792.494	R	18.33	0.09
5795.399	R	18.60	0.10
5796.618	R	18.80	0.10
5802.617	R	19.30	0.15
5805.428	R	19.50	0.15
5808.604	R	20.10	0.20
5812.601	R	21.10	0.10
5828.648	R	[20.90	
M31N 2011-08b			
5778.462	R	16.82	0.04
5788.568	R	17.41	0.04
5790.468	R	17.44	0.08
5792.361	R	18.00	0.10
5793.413	R	17.65	0.07
5795.399	R	18.18	0.09
5796.624	R	17.89	0.08
5797.621	R	18.08	0.08
5802.628	R	18.55	0.10
5806.640	R	18.35	0.10
5808.616	R	18.90	0.15
5812.615	R	18.85	0.06
5815.536	R	19.30	0.15
5817.438	R	19.50	0.20
5819.619	R	19.00	0.15
5828.637	R	19.50	0.15
5830.299	R	19.80	0.15
5831.287	R	19.90	0.20
5835.273	R	20.20	0.20
5838.303	R	20.30	0.25
5842.521	R	20.00	0.20
5843.558	R	20.00	0.20
5844.535	R	20.40	0.10
M31N 2011-09a			
5812.601	R	[22.40	
5812.701	R	[21.50	
5814.308	R	17.46	0.05
5815.363	R	16.67	0.04
5815.562	R	16.87	0.06
5816.325	R	16.58	0.05
5817.438	R	16.46	0.05
5819.282	R	16.75	0.04
5819.634	R	16.80	0.05
5820.511	R	16.88	0.03
5822.278	R	17.24	0.07
5828.295	R	17.86	0.09
5829.657	R	17.91	0.08

Table A1 continued

Table A1 (continued)

JD-2, 450, 000	Filter	Magnitude	Error
5830.262	R	18.10	0.09
5831.275	R	18.18	0.08
5833.495	R	18.28	0.07
5834.454	R	18.28	0.08
5837.258	R	18.32	0.09
5838.260	R	18.44	0.08
5839.384	R	18.45	0.09
5849.456	R	19.20	0.15
5850.411	R	19.00	0.15
5852.665	R	19.10	0.25
5857.242	R	19.20	0.15
5872.508	R	19.50	0.25
5879.255	R	19.90	0.25
M31N 2011-09b			
5816.349	R	[20.00	
5817.462	R	17.11	0.05
5819.271	R	16.75	0.07
5819.597	R	16.87	0.06
5820.498	R	17.16	0.05
5822.267	R	17.65	0.07
5826.257	R	18.10	0.15
5828.278	R	18.70	0.15
5828.604	R	18.80	0.10
5829.644	R	18.85	0.10
5830.281	R	19.10	0.15
5831.652	R	19.10	0.15
5832.321	R	19.10	0.20
5833.318	R	19.40	0.20
5834.442	R	19.50	0.20
5836.663	R	19.50	0.20
5837.666	R	19.40	0.15
5838.280	R	19.90	0.25
5839.365	R	19.70	0.25
5839.619	R	19.80	0.25
M31N 2011-10a			
5834.628	R	[20.70	
5836.663	R	19.00	0.15
5837.666	R	18.20	0.10
5838.280	R	17.74	0.10
5838.318	R	17.65	0.09
5839.365	R	17.50	0.08
5840.619	R	17.60	0.10
5842.529	R	17.30	0.08
5842.562	R	17.48	0.09
5843.415	R	17.38	0.08
5843.443	R	17.32	0.07
5843.469	R	17.07	0.07
5844.489	R	16.76	0.05
5848.262	R	17.93	0.10
5851.455	R	18.00	0.10

Table A1 continued

Table A1 (continued)

JD-2, 450, 000	Filter	Magnitude	Error
5852.228	R	17.69	0.08
5856.607	R	17.52	0.09
5857.226	R	17.39	0.07
5857.609	R	17.55	0.07
5865.412	R	18.23	0.10
5866.202	R	18.13	0.10
5871.209	R	18.50	0.15
5872.485	R	19.00	0.20
5873.210	R	18.70	0.20
5879.217	R	18.80	0.20
5879.321	R	18.80	0.20
5880.239	R	18.70	0.20
5885.204	R	19.20	0.20
5894.192	R	19.20	0.15
5897.194	R	19.10	0.20
5907.218	R	19.70	0.30
5908.490	R	19.60	0.30
5937.217	R	19.90	0.30
M31N 2011-10d			
5834.628	R	[20.50	
5856.239	R	17.20	0.07
5856.607	R	16.78	0.06
5857.226	R	17.30	0.06
5857.609	R	17.45	0.08
5865.412	R	17.72	0.09
5866.202	R	17.90	0.10
5871.207	R	18.30	0.15
5872.485	R	18.20	0.15
5873.210	R	18.40	0.15
5879.217	R	18.70	0.20
5879.321	R	18.50	0.15
5880.239	R	18.60	0.15
5885.204	R	18.70	0.15
5887.392	R	18.70	0.25
5894.192	R	18.90	0.20
5897.194	R	19.00	0.20
5907.218	R	19.70	0.30
5908.490	R	19.60	0.30
5937.217	R	[20.10	
M31N 2011-11a			
5879.200	R	18.50	0.10
5880.247	R	18.90	0.15
5885.214	R	17.75	0.10
5888.185	R	18.40	0.15
5893.196	R	18.50	0.15
5894.179	R	18.80	0.15
5897.224	R	18.75	0.15
5901.209	R	18.70	0.15
5905.415	R	19.10	0.20
5906.191	R	19.20	0.20

Table A1 continued

Table A1 (continued)

JD-2, 450, 000	Filter	Magnitude	Error
5907.179	R	19.20	0.15
5908.475	R	19.30	0.15
5910.402	R	19.00	0.15
5911.338	R	19.20	0.15
5914.369	R	19.20	0.20
5915.211	R	19.40	0.25
5925.345	R	19.50	0.20
5931.286	R	19.40	0.20
5937.232	R	19.30	0.10
5945.203	R	19.30	0.20
5954.319	R	19.50	0.30
5957.229	R	20.10	0.20
5958.258	R	20.10	0.20
5959.223	R	19.80	0.30
5960.235	R	19.80	0.25
5961.234	R	20.20	0.30
5966.240	R	18.90	0.20
5968.260	R	19.00	0.20
5969.229	R	18.80	0.15
5970.231	R	18.60	0.10
5976.248	R	19.40	0.20
5991.300	R	[20.00	
6069.698	r	21.42	0.10
M31N 2011-11c			
5879.226	R	18.40	0.10
5879.542	R	18.30	0.10
5880.236	R	17.93	0.09
5885.204	R	17.36	0.09
5887.392	R	16.94	0.07
5888.185	R	16.62	0.08
5893.196	R	17.50	0.10
5894.192	R	17.51	0.06
5897.194	R	17.63	0.09
5901.182	R	18.08	0.10
5904.187	R	18.20	0.20
5905.492	R	18.30	0.15
5906.215	R	18.40	0.15
5907.218	R	18.45	0.15
5908.490	R	18.75	0.15
5910.402	R	18.95	0.15
5911.260	R	19.10	0.20
5913.444	R	18.90	0.25
5914.361	R	19.20	0.25
5937.217	R	19.90	0.25
5941.194	R	20.10	0.30
5945.192	R	19.70	0.30
5956.209	R	19.60	0.30
5957.212	R	20.10	0.30
5958.242	R	20.00	0.25
6069.698	r	[22.20	
M31N 2011-11e			

Table A1 continued

Table A1 (continued)

JD-2, 450, 000	Filter	Magnitude	Error
5880.236	R	[20.20	
5885.204	R	18.10	0.15
5887.392	R	16.80	0.10
5888.193	R	16.73	0.08
5893.183	R	16.55	0.07
5894.192	R	16.81	0.08
5897.194	R	16.15	0.06
5901.182	R	16.07	0.07
5904.187	R	16.70	0.10
5905.492	R	16.77	0.09
5906.215	R	16.76	0.08
5907.218	R	16.67	0.08
5908.490	R	16.88	0.07
5910.402	R	17.25	0.10
5911.260	R	17.30	0.10
5913.444	R	16.72	0.09
5914.361	R	16.83	0.10
5915.189	R	17.20	0.15
5925.328	R	17.50	0.10
5925.359	R	17.50	0.15
5931.210	R	17.90	0.15
5931.343	R	17.80	0.20
5937.217	R	18.00	0.10
5941.194	R	18.10	0.20
5945.192	R	18.20	0.20
5945.249	R	18.30	0.25
5956.209	R	18.60	0.25
5957.212	R	18.70	0.15
5957.245	R	18.70	0.20
5958.242	R	18.60	0.20
5959.210	R	18.70	0.30
5960.222	R	18.70	0.30
M31N 2011-12a			
5905.415	R	17.26	0.09
5906.191	R	17.83	0.10
5907.179	R	18.55	0.10
5908.475	R	18.73	0.15
5910.402	R	18.76	0.15
5911.338	R	18.54	0.15
5914.369	R	18.63	0.15
5915.211	R	18.80	0.20
5925.345	R	18.90	0.20
5931.286	R	19.20	0.20
5937.232	R	19.40	0.15
5945.203	R	19.50	0.20
5956.232	R	19.40	0.15
5957.229	R	19.80	0.20
5958.258	R	19.70	0.20
5959.223	R	19.90	0.25
5960.235	R	19.70	0.25
5961.234	R	20.10	0.30
5966.240	R	19.00	0.20

Table A1 continued

Table A1 (continued)

JD-2, 450, 000	Filter	Magnitude	Error
5968.260	R	19.30	0.20
5969.229	R	19.10	0.15
5970.231	R	19.20	0.15
5976.248	R	19.50	0.20
5991.300	R	[19.40	
6069.698	r	[22.20	
M31N 2011-12b			
5925.328	R	18.70	0.20
5931.210	R	18.20	0.15
5937.214	R	18.30	0.15
5945.249	R	19.00	0.20
5957.245	R	19.10	0.10
5970.300	R	19.20	0.15
5978.234	R	19.50	0.25
5980.236	R	19.70	0.20
5992.244	R	19.30	0.25
M31N 2012-01a			
5931.343	R	19.70	0.25
5937.217	R	17.40	0.10
5941.194	R	17.50	0.10
5945.192	R	18.20	0.15
5950.281	R	18.10	0.25
5953.200	R	18.20	0.15
5954.364	R	17.90	0.10
5956.209	R	18.90	0.15
5957.212	R	18.80	0.10
5958.242	R	18.70	0.10
5959.210	R	19.00	0.20
5960.222	R	18.80	0.15
5961.216	R	18.60	0.10
5963.216	R	18.70	0.25
5969.219	R	19.00	0.20
5976.268	R	19.70	0.25
5991.281	R	19.20	0.25
M31N 2012-01b			
5945.192	R	20.00	
5950.233	R	17.60	0.15
5953.210	R	18.10	0.15
5954.258	R	18.35	0.04
5954.319	R	18.20	0.10
5956.232	R	18.55	0.10
5957.229	R	18.80	0.10
5958.258	R	18.95	0.10
5959.223	R	18.90	0.15
5960.235	R	19.20	0.15
5961.234	R	19.30	0.20
5963.229	R	19.10	0.25
5966.240	R	19.30	0.25
5968.260	R	19.80	0.25

Table A1 continued

Table A1 (continued)

JD-2, 450, 000	Filter	Magnitude	Error
5969.229	R	19.50	
5976.248	R	20.30	
M31N 2012-02b			
5976.253	R	15.42	0.04
5977.262	R	15.30	0.03
5978.226	R	15.46	0.03
5980.230	R	16.71	0.05
5984.235	R	17.59	0.08
5990.270	R	18.13	0.15
5991.264	R	18.23	0.10
5992.273	R	18.37	0.10
M31N 2012-02c			
5978.234	R	16.95	0.10
5980.236	R	17.00	0.10
5984.229	R	17.05	0.10
5990.279	R	17.55	0.10
5991.287	R	17.90	0.15
5992.244	R	18.10	0.15
5993.253	R	18.20	0.15
6002.257	R	18.60	0.20
M31N 2012-03b			
5991.300	R	[20.00	
6003.263	R	18.90	0.15
6004.268	R	18.20	0.10
6005.273	R	17.40	0.15
6006.268	R	17.80	0.10
6007.268	R	18.10	0.10
6008.268	R	17.60	0.10
6010.269	R	17.80	0.20
6011.278	R	18.60	0.20
6012.278	R	18.60	0.20
6013.278	R	17.90	0.15
6014.276	R	18.00	0.25
6015.279	R	18.40	0.15
6052.562	R	19.10	0.20
6069.698	r	19.80	0.10
6076.631	R	19.90	0.15
6093.528	R	20.20	0.30
6113.526	R	20.20	0.35
M31N 2012-03c			
5991.300	R	[20.00	
6004.268	R	16.80	0.06
6005.273	R	16.89	0.10
6006.268	R	16.56	0.07
6007.268	R	16.96	0.08
6008.268	R	16.66	0.07
6010.269	R	16.50	0.10

Table A1 continued

Table A1 (continued)

JD-2, 450, 000	Filter	Magnitude	Error
6011.278	R	16.82	0.09
6012.278	R	16.57	0.08
6013.278	R	16.65	0.07
6014.276	R	16.80	0.15
6015.279	R	16.70	0.10
6052.562	R	19.10	0.20
6069.698	r	19.59	0.09
6076.631	R	19.70	0.15
6093.528	R	20.50	0.25
6113.526	R	20.10	0.40
M31N 2012-05a			
6002.257	R	[19.50	
6004.278	R	[19.60	
6052.579	R	16.60	0.08
6053.558	R	16.50	0.10
6055.570	R	16.31	0.06
6056.562	R	15.97	0.08
6057.588	R	15.44	0.07
6058.570	R	15.36	0.07
6064.578	R	16.56	0.10
6067.561	R	16.88	0.08
6068.558	R	16.84	0.09
6069.698	r	16.98	0.04
6070.568	R	16.95	0.08
6071.562	R	17.00	0.09
6074.556	R	17.30	0.10
6076.613	R	17.44	0.07
6077.531	R	17.25	0.10
6081.535	R	17.57	0.08
6084.531	R	17.72	0.10
6093.539	R	18.30	0.10
6093.959	R	18.09	0.04
6096.552	R	18.50	0.10
6097.553	R	18.12	0.09
6098.538	R	18.60	0.15
6101.535	R	18.70	0.15
6102.552	R	18.70	0.15
6105.518	R	19.00	0.20
6108.545	R	19.30	0.20
6109.501	R	18.80	0.20
6113.498	R	19.00	0.15
6113.556	R	19.10	0.20
6116.563	R	20.00	0.30
6151.562	R	20.50	0.35
6154.595	R	[20.90	
M31N 2012-05b			
6002.257	R	[19.50	
6052.579	R	18.20	0.15
6053.558	R	18.30	0.25
6055.570	R	18.90	0.20

Table A1 continued

Table A1 (continued)

JD-2, 450, 000	Filter	Magnitude	Error
6056.562	R	18.70	0.30
6058.570	R	18.50	0.15
6069.698	r	19.38	0.08
6070.568	R	18.40	0.25
6076.631	R	18.90	0.20
6081.535	R	[19.80	
6093.539	R	19.15	0.15
6093.959	R	18.66	0.10
6096.552	R	19.50	0.20
6097.553	R	19.10	0.20
6098.538	R	19.30	0.20
6101.535	R	20.10	0.25
6102.552	R	20.70	0.40
6105.518	R	20.40	0.30
6108.545	R	20.30	0.30
6116.563	R	20.50	0.30
M31N 2012-05c			
5925.330	R	[19.60	
6052.562	R	17.40	0.09
6053.558	R	17.30	0.10
6055.570	R	17.75	0.08
6056.562	R	17.50	0.10
6057.588	R	17.60	0.15
6058.570	R	17.90	0.10
6064.578	R	18.30	0.20
6067.561	R	18.50	0.15
6069.698	r	19.16	0.07
6070.568	R	18.60	0.15
6074.556	R	19.10	0.20
6076.613	R	19.50	0.15
M31N 2012-05d			
5958.260	R	[20.90	
5990.297	R	[19.40	
6052.562	R	18.90	0.20
6053.567	R	18.40	0.25
6056.562	R	18.70	0.20
6058.582	R	19.00	0.20
6067.566	R	19.30	0.20
6069.698	r	19.53	0.08
6077.546	R	[19.30	
6093.528	R	20.70	0.25
M31N 2012-06a			
6095.554	R	[19.90	
6096.552	R	19.00	0.15
6097.553	R	17.27	0.08
6098.538	R	16.67	0.07
6101.535	R	16.83	0.05
6102.552	R	17.09	0.08
6105.518	R	17.50	0.10

Table A1 continued

Table A1 (continued)

JD-2, 450, 000	Filter	Magnitude	Error
6108.545	R	17.45	0.07
6109.501	R	17.43	0.09
6113.498	R	18.00	0.10
6113.556	R	18.15	0.10
6116.563	R	18.12	0.10
6124.439	R	18.30	0.15
6124.555	R	18.30	0.15
6127.488	R	18.70	0.25
6131.521	R	18.80	0.20
6132.500	R	18.70	0.20
6133.489	R	19.00	0.25
6135.536	R	19.50	0.30
6136.432	R	19.70	0.30
6138.436	R	19.30	0.40
6139.481	R	18.60	0.30
6140.441	R	18.70	0.25
6141.425	R	19.00	0.30
6141.486	R	19.10	0.30
6143.535	R	19.60	0.40
6148.588	R	19.60	0.30
6151.562	R	19.80	0.35
6152.563	R	20.30	0.40
6153.612	R	[20.40	
6154.595	R	[20.70	
6157.601	R	[20.60	
6158.613	R	19.70	0.30
6159.604	R	19.90	0.30
6161.426	R	19.90	0.40
6161.489	R	20.80	0.40
6162.522	R	[20.00	
M31N 2012-06e			
6084.531	R	[20.00	
6095.554	R	18.00	0.15
6096.552	R	18.50	0.15
6097.553	R	18.70	0.15
6098.538	R	19.00	0.20
6101.535	R	19.20	0.20
6102.552	R	19.70	0.30
6105.518	R	19.60	0.30
6108.545	R	20.00	0.30
6109.501	R	19.60	0.30
6113.498	R	20.20	0.40
M31N 2012-06f			
6098.538	R	[20.20	
6101.535	R	18.60	0.10
6102.552	R	19.30	0.20
6105.518	R	19.40	0.30
6108.545	R	19.60	0.25
6109.501	R	19.90	0.35
6113.498	R	19.30	0.15

Table A1 continued

Table A1 (continued)

JD-2, 450, 000	Filter	Magnitude	Error
6113.556	R	19.40	0.15
6116.563	R	19.60	0.20
6131.521	R	20.30	0.30
6132.500	R	20.20	0.30
6133.470	R	20.40	0.30
6133.489	R	20.60	0.40
6135.536	R	20.50	0.30
6136.432	R	20.50	0.35
6141.425	R	20.80	0.40
6148.588	R	[20.70	
6152.563	R	[21.00	
6155.596	R	21.00	0.35
6157.601	R	[20.80	
M31N 2012-06g			
6102.552	R	[20.60	
6105.468	R	16.97	0.08
6105.552	R	16.88	0.07
6108.545	R	17.13	0.07
6109.501	R	17.30	0.10
6113.498	R	17.80	0.10
6116.563	R	18.20	0.10
6124.439	R	18.90	0.25
6127.462	R	19.80	0.40
6131.559	R	19.50	0.40
6132.558	R	19.60	0.35
6133.489	R	19.50	0.35
6135.548	R	20.10	0.40
6136.445	R	19.80	0.40
6148.571	R	20.20	0.35
M31N 2012-07a			
6113.526	R	[20.70	
6124.528	R	19.00	0.20
6127.462	R	17.90	0.15
6131.559	R	18.90	0.20
6132.558	R	18.90	0.15
6133.453	R	18.70	0.20
6135.548	R	18.50	0.15
6136.445	R	18.50	0.10
6138.449	R	18.70	0.20
6139.476	R	18.60	0.20
6140.447	R	18.80	0.15
6141.501	R	18.90	0.15
6144.553	R	19.10	0.30
6145.559	R	18.80	0.25
6147.604	R	18.50	0.15
6148.571	R	19.00	0.15
6151.580	R	18.80	0.15
6152.579	R	18.70	0.15
6154.612	R	18.80	0.15
6155.611	R	18.80	0.15

Table A1 continued



Table A1 (continued)

JD-2, 450, 000	Filter	Magnitude	Error
6157.612	R	19.10	0.15
6158.604	R	19.00	0.15
6159.613	R	19.30	0.20
6160.506	R	19.50	0.25
6161.509	R	19.10	0.15
6162.444	R	19.10	0.20
6163.391	R	19.50	0.25
6167.328	R	18.90	0.15
6169.306	R	19.10	0.15
6177.306	R	19.30	0.25
6179.280	R	19.50	0.25
6180.373	R	19.60	0.20
6181.357	R	19.30	0.20
6188.281	R	19.70	0.30
6199.592	R	20.10	0.35
6220.575	R	20.10	0.30
6234.224	R	20.50	0.30
M31N 2012-07b			
6113.526	R	[20.90	
6124.528	R	18.30	0.10
6127.462	R	17.42	0.09
6131.559	R	17.51	0.08
6132.558	R	17.39	0.07
6133.453	R	17.49	0.08
6133.489	R	17.43	0.09
6135.548	R	17.38	0.08
6136.445	R	17.38	0.07
6138.449	R	17.46	0.10
6139.476	R	17.63	0.10
6140.447	R	17.65	0.09
6141.425	R	17.46	0.08
6141.501	R	17.48	0.07
6144.553	R	17.50	0.10
6145.559	R	17.08	0.09
6147.604	R	17.25	0.08
6148.571	R	17.35	0.07
6151.580	R	16.80	0.07
6152.579	R	17.23	0.06
6154.612	R	17.31	0.06
6155.611	R	17.13	0.07
6157.612	R	17.07	0.07
6158.604	R	17.32	0.08
6159.613	R	17.33	0.08
6160.506	R	17.40	0.10
6161.426	R	17.41	0.08
6161.509	R	17.48	0.10
6162.444	R	17.53	0.08
6163.391	R	17.47	0.08
6167.328	R	17.77	0.09
6167.349	R	17.75	0.10
6169.306	R	17.91	0.09
6169.349	R	17.92	0.10

Table A1 continued

Table A1 (continued)

JD-2, 450, 000	Filter	Magnitude	Error
6174.515	R	18.14	0.15
6175.599	R	18.65	0.15
6177.306	R	18.60	0.15
6179.280	R	18.70	0.15
6180.373	R	18.80	0.15
6180.629	R	18.70	0.15
6181.357	R	18.85	0.15
6181.650	R	18.90	0.15
6188.281	R	19.40	0.20
6188.495	R	19.40	0.20
6188.658	R	19.50	0.20
6189.303	R	19.90	0.25
6190.520	R	19.90	0.35
6191.280	R	20.00	0.35
6192.437	R	20.20	0.35
6193.357	R	20.30	0.35
6194.299	R	20.50	0.35
6195.622	R	20.00	0.35
6199.560	R	20.60	0.40
6203.531	R	[20.30	
M31N 2012-07c			
6124.555	R	[20.00	
6127.488	R	18.00	0.10
6128.466	R	17.20	0.20
6131.521	R	17.10	0.08
6132.500	R	17.30	0.09
6133.470	R	17.01	0.07
6135.536	R	17.08	0.07
6136.432	R	17.09	0.07
6138.436	R	17.50	0.15
6139.481	R	17.70	0.15
6140.441	R	17.80	0.10
6141.486	R	18.00	0.10
6143.535	R	18.00	0.15
6145.525	R	18.00	0.10
6148.588	R	18.57	0.10
6151.562	R	18.60	0.09
6152.563	R	18.65	0.09
6153.612	R	18.48	0.10
6154.595	R	18.71	0.10
6155.596	R	18.90	0.10
6157.601	R	18.70	0.10
6158.613	R	18.90	0.15
6159.604	R	18.90	0.15
6160.519	R	18.80	0.15
6161.489	R	19.00	0.15
6162.522	R	19.10	0.20
6163.363	R	19.10	0.20
6167.306	R	19.20	0.25
6169.335	R	19.70	0.30
6179.270	R	19.90	0.35
6180.356	R	[20.30	

Table A1 continued

Table A1 (continued)

JD-2, 450, 000	Filter	Magnitude	Error
6181.321	R	[20.30	
M31N 2012-09a			
6177.313	R	[19.70	
6179.270	R	16.30	0.15
6180.278	R	16.40	0.15
6180.356	R	16.70	0.15
6180.638	R	16.70	0.15
6181.356	R	16.90	0.15
6181.650	R	16.90	0.15
6185.312	R	17.40	0.30
6187.298	R	17.50	0.30
6188.495	R	17.60	0.25
6188.658	R	18.00	0.30
6189.303	R	18.10	0.30
M31N 2012-09b			
6181.356	R	[20.90	
6188.281	R	15.55	0.04
6188.495	R	15.75	0.05
6188.658	R	15.89	0.05
6189.303	R	16.64	0.05
6190.520	R	17.27	0.06
6191.280	R	17.35	0.07
6192.437	R	17.71	0.06
6193.357	R	17.95	0.08
6194.299	R	18.12	0.08
6195.622	R	18.31	0.09
6199.560	R	18.80	0.15
6199.592	R	18.80	0.15
6203.531	R	18.90	0.15
6205.608	R	19.40	0.20
6206.300	R	19.50	0.35
6211.688	R	19.65	0.09
6212.670	R	19.40	0.10
6217.678	R	19.90	0.35
6220.575	R	19.60	0.25
6229.627	R	[20.90	
M31N 2013-02b			
6354.246	R	17.80	0.10
6354.254	R	17.80	0.10
6356.242	R	18.20	0.15
6356.249	R	18.10	0.15
6358.245	R	18.40	0.15
6362.252	R	18.80	0.20
6396.621	R	[19.30	
6443.970	r	[20.90	
M31N 2013-03b			
6367.271	R	[19.40	

Table A1 continued

Table A1 (continued)

JD-2, 450, 000	Filter	Magnitude	Error
6376.272	R	16.70	0.10
6390.640	R	17.50	0.15
6396.621	R	18.30	0.15
6404.597	R	18.60	0.20
6407.602	R	18.30	0.35
6443.970	r	19.70	0.25
6470.693	R	20.70	0.03
6506.640	R	21.10	0.30
6586.365	r	[20.80	
6587.406	r	[20.90	
M31N 2013-04a			
6376.272	R	[19.60	
6390.640	R	16.30	0.10
6396.621	R	17.80	0.10
6397.622	R	18.00	0.15
6404.597	R	18.90	0.25
6407.602	R	19.10	0.40
6443.970	r	[20.90	
6470.693	R	[20.90	
6506.640	R	[21.40	
M31N 2013-05b			
6438.570	R	[19.00	
6441.533	R	17.80	0.10
6441.651	R	17.90	0.10
6443.970	r	18.90	0.10
6444.495	R	19.00	0.10
6444.969	r	19.30	0.10
6451.528	R	20.80	0.40
6470.693	R	[20.90	
6506.640	R	[21.40	
M31N 2013-06a			
6455.525	R	[19.70	
6457.553	R	19.60	0.50
6458.554	R	17.10	0.25
6460.547	R	17.70	0.40
6461.551	R	17.10	0.20
6462.518	R	17.30	0.25
6470.693	R	19.30	0.25
6506.640	R	[21.40	
M31N 2013-06b			
6463.550	R	[20.20	
6466.519	R	17.30	0.15
6470.693	R	17.09	0.05
6471.498	R	17.65	0.10
6472.525	R	16.23	0.08
6476.509	R	17.30	0.09
6476.524	R	17.38	0.08

Table A1 continued

Table A1 (continued)

JD-2, 450, 000	Filter	Magnitude	Error
6478.423	R	17.33	0.08
6481.575	R	18.20	0.10
6482.559	R	18.10	0.10
6486.501	R	17.90	0.10
6486.509	R	17.90	0.09
6487.564	R	18.10	0.10
6489.578	R	18.30	0.10
6490.585	R	18.50	0.10
6491.502	R	18.60	0.10
6492.580	R	18.40	0.10
6493.456	R	18.50	0.10
6494.508	R	18.50	0.10
6495.547	R	18.50	0.10
6496.538	R	18.40	0.10
6497.557	R	18.40	0.10
6499.556	R	18.50	0.15
6500.440	R	18.70	0.15
6501.537	R	18.80	0.10
6502.541	R	18.40	0.15
6506.512	R	18.70	0.15
6506.640	R	18.84	0.06
6507.457	R	18.70	0.15
6507.599	R	18.90	0.15
6508.476	R	18.80	0.20
6515.617	R	19.00	0.15
6516.611	R	19.40	0.20
6518.624	R	19.33	0.08
6519.534	R	19.30	0.20
6520.577	R	19.20	0.20
6520.595	R	19.20	0.20
6521.484	R	19.30	0.25
6522.365	R	19.00	0.25
6526.469	R	19.40	0.25
6527.471	R	19.30	0.20
6533.467	R	19.40	0.25
6534.542	R	19.70	0.30
6540.322	R	19.50	0.30
6541.600	R	19.50	0.30
6542.307	R	19.50	0.30
6543.284	R	19.30	0.30
6543.315	R	19.40	0.30
6586.365	r	20.50	0.25
6587.406	r	20.30	0.25
M31N 2013-08a			
6510.472	R	[20.70	
6513.479	R	17.60	0.15
6515.617	R	18.10	0.10
6516.468	R	18.40	0.10
6516.611	R	18.60	0.10
6518.624	R	19.12	0.09
6519.534	R	19.00	0.15
6520.582	R	19.30	0.20

Table A1 continued

Table A1 (continued)

JD-2, 450, 000	Filter	Magnitude	Error
6520.595	R	19.30	0.20
6521.484	R	19.30	0.20
6522.376	R	19.60	0.30
6526.469	R	20.70	0.40
6527.480	R	20.60	0.40
M31N 2013-08b			
6515.617	R	[20.40	
6516.611	R	17.60	0.10
6518.512	R	16.40	0.15
6518.624	R	16.55	0.04
6519.534	R	16.90	0.10
6520.577	R	17.70	0.10
6520.595	R	17.50	0.10
6521.484	R	17.20	0.10
6522.365	R	18.00	0.15
6525.459	R	17.60	0.15
6526.469	R	17.80	0.10
6527.471	R	17.80	0.10
6533.467	R	18.10	0.15
6534.542	R	18.30	0.15
6540.322	R	18.20	0.15
6540.343	R	18.30	0.20
6541.600	R	18.80	0.25
6542.307	R	18.60	0.20
6543.284	R	18.50	0.20
6543.315	R	18.30	0.15
6556.339	R	18.80	0.20
6560.410	R	18.70	0.20
6561.453	R	19.00	0.25
6564.259	R	18.80	0.30
6569.239	R	19.80	0.30
6570.275	R	18.80	0.25
6570.517	R	18.90	0.20
6572.240	R	19.30	0.30
6572.272	R	19.20	0.30
6572.449	R	19.10	0.25
6572.521	R	19.30	0.30
6573.238	R	19.50	0.30
6574.234	R	19.10	0.25
6582.516	R	18.90	0.25
6584.571	R	19.30	0.30
6586.365	r	19.90	0.20
6586.424	R	19.20	0.30
6587.390	R	19.80	0.35
6587.406	r	19.90	0.20
6588.516	R	[19.50	
6590.251	R	19.60	0.30
6592.227	R	19.40	0.30
6608.577	R	20.40	0.30
6627.532	R	20.40	0.25
M31N 2013-09a			

Table A1 continued

Table A1 (continued)

JD-2, 450, 000	Filter	Magnitude	Error
6543.315	R	[20.20	
6553.377	R	17.80	0.10
6556.339	R	18.10	0.10
6560.257	R	18.50	0.15
6560.410	R	18.60	0.10
6561.453	R	19.00	0.20
6562.256	R	19.30	0.30
6562.263	R	19.20	0.25
6563.254	R	18.70	0.20
6563.263	R	19.00	0.25
6564.259	R	19.00	0.20
6566.256	R	19.20	0.15
6567.239	R	19.30	0.25
6568.242	R	19.30	0.15
6569.239	R	19.30	0.15
6570.239	R	19.20	0.20
6570.517	R	19.20	0.15
6572.240	R	19.30	0.20
6572.272	R	19.40	0.25
6572.449	R	19.50	0.25
6572.521	R	19.70	0.30
6573.238	R	19.50	0.30
6574.234	R	19.60	0.25
6582.516	R	19.60	0.25
6584.571	R	20.00	0.30
6586.365	r	19.80	0.20
6586.424	R	19.60	0.25
6587.390	R	20.00	0.30
6587.406	r	19.90	0.20
6588.516	R	20.00	0.30
6590.251	R	20.30	0.30
6590.265	R	20.00	0.30
6592.227	R	20.10	0.30
6592.242	R	20.00	0.30
6608.577	R	20.80	0.20
M31N 2013-09c			
6543.284	R	[20.60	
6553.377	R	16.44	0.06
6556.339	R	17.17	0.09
6560.410	R	17.74	0.08
6561.453	R	17.73	0.09
6562.256	R	17.80	0.10
6563.254	R	17.90	0.10
6564.259	R	18.00	0.10
6566.256	R	18.30	0.10
6567.252	R	18.50	0.10
6568.242	R	18.50	0.10
6569.239	R	18.55	0.10
6570.256	R	18.80	0.15
6570.517	R	18.70	0.15
6572.240	R	19.00	0.10
6572.272	R	19.00	0.15

Table A1 continued

Table A1 (continued)

JD-2, 450, 000	Filter	Magnitude	Error
6572.449	R	18.90	0.10
6572.521	R	19.00	0.10
6573.238	R	19.00	0.15
6574.234	R	19.20	0.15
6579.218	R	19.50	0.25
6582.516	R	19.60	0.25
6583.582	R	19.20	0.15
6584.571	R	19.80	0.30
6586.365	r	19.80	0.15
6586.424	R	19.50	0.25
6587.390	R	19.70	0.20
6587.406	r	19.80	0.15
6588.516	R	19.80	0.25
6590.251	R	19.80	0.25
6592.242	R	20.00	0.25
6608.577	R	20.20	0.20
M31N 2013-09d			
6543.292	R	[20.00	
6560.247	R	18.10	0.10
6560.410	R	17.92	0.09
6561.453	R	17.55	0.09
6562.256	R	17.06	0.07
6563.254	R	17.95	0.09
6564.259	R	18.80	0.15
6566.256	R	18.60	0.10
6567.252	R	18.50	0.10
6568.242	R	18.30	0.10
6570.256	R	18.80	0.15
6570.517	R	18.70	0.10
6572.240	R	18.50	0.10
6572.449	R	18.43	0.07
6572.521	R	18.45	0.08
6573.238	R	18.50	0.10
6574.234	R	18.65	0.10
6579.218	R	18.40	0.20
6582.516	R	18.60	0.20
6584.571	R	18.55	0.15
6586.424	R	18.40	0.10
6587.390	R	18.50	0.10
6588.516	R	18.60	0.10
6590.251	R	18.50	0.10
6592.242	R	18.45	0.10
6604.200	R	18.70	0.15
6608.604	R	18.80	0.15
6610.235	R	19.20	0.25
6621.548	R	18.60	0.15
6623.192	R	18.60	0.15
6624.193	R	18.90	0.20
6629.176	R	18.80	0.25
6630.182	R	19.50	0.25
6636.517	R	19.50	0.15
6642.232	R	19.20	0.30

Table A1 continued

Table A1 (continued)

JD-2, 450, 000	Filter	Magnitude	Error
6643.287	R	19.50	0.20
6644.328	R	19.50	0.25
6645.244	R	19.30	0.20
6647.457	R	19.00	0.20
6651.280	R	19.60	0.25
6652.253	R	19.60	0.25
6654.212	R	19.60	0.25
6656.306	R	19.90	0.35
6657.355	R	20.00	0.30
6661.195	R	20.40	0.30
6664.204	R	20.40	0.30
6667.198	R	[20.00	
M31N 2013-10a			
6564.235	R	[19.90	
6567.252	R	19.40	0.25
6569.239	R	16.78	0.07
6570.239	R	16.40	0.08
6570.517	R	16.46	0.06
6572.240	R	16.90	0.06
6572.253	R	16.96	0.08
6572.272	R	16.99	0.07
6572.521	R	17.06	0.06
6573.238	R	17.17	0.07
6574.234	R	17.26	0.06
6577.399	R	17.30	0.15
6579.218	R	17.35	0.10
6582.516	R	17.90	0.10
6584.571	R	18.20	0.10
6586.365	r	18.09	0.08
6586.424	R	18.25	0.10
6587.390	R	18.30	0.10
6587.406	r	18.21	0.07
6588.516	R	18.30	0.10
6590.251	R	18.50	0.10
6590.265	R	18.40	0.10
6592.242	R	18.90	0.15
6604.192	R	19.90	0.25
6608.577	R	[21.40	
M31N 2013-10b			
6569.239	R	[19.60	
6570.239	R	[19.40	
6572.240	R	18.30	0.25
6572.253	R	18.20	0.30
6572.272	R	18.30	0.25
6572.449	R	18.50	0.25
6572.521	R	18.40	0.25
6573.238	R	17.90	0.20
6574.234	R	17.40	0.15
6579.218	R	17.90	0.20
6582.516	R	18.00	0.25

Table A1 continued

Table A1 (continued)

JD-2, 450, 000	Filter	Magnitude	Error
6583.582	R	18.50	0.10
6584.571	R	18.60	0.25
6586.365	r	18.50	0.15
6586.424	R	18.60	0.25
6587.390	R	18.40	0.20
6587.406	r	18.70	0.15
6588.516	R	18.20	0.15
6590.251	R	18.60	0.20
6590.265	R	18.40	0.25
6592.227	R	18.40	0.25
6592.242	R	18.30	0.20
6604.192	R	17.50	0.15
6608.577	R	18.50	0.15
6609.195	R	18.40	0.25
6610.249	R	18.30	0.25
6619.535	R	19.10	0.20
6621.562	R	18.50	0.30
6624.193	R	18.50	0.30
6625.514	R	18.80	0.15
6627.532	R	19.30	0.20
6630.191	R	19.00	0.30
6636.522	R	19.50	0.20
M31N 2013-10c			
6574.234	R	[21.10	
6577.399	R	17.50	0.20
6579.218	R	17.45	0.10
6582.516	R	18.10	0.10
6583.582	R	18.25	0.10
6584.571	R	18.50	0.10
6586.365	r	19.20	0.15
6586.424	R	18.80	0.15
6587.390	R	19.10	0.20
6587.406	r	19.70	0.15
6588.516	R	19.40	0.20
6590.251	R	20.20	0.30
6590.265	R	19.90	0.30
6592.227	R	20.40	0.30
6592.242	R	[20.30	
M31N 2013-10e			
6579.218	R	[19.00	
6582.516	R	16.50	0.10
6583.582	R	17.15	0.09
6584.571	R	17.30	0.10
6586.365	r	17.84	0.10
6586.424	R	18.00	0.15
6587.406	r	18.03	0.09
6587.390	R	17.80	0.10
6588.516	R	18.10	0.15
6590.251	R	18.40	0.20
6590.265	R	18.20	0.25

Table A1 continued

Table A1 (continued)

JD-2, 450, 000	Filter	Magnitude	Error
6592.227	R	18.70	0.30
6592.242	R	18.80	0.30
6608.577	R	19.50	0.25
M31N 2013-10g			
6586.365	r	19.90	0.15
6587.406	r	19.02	0.05
6590.265	R	17.46	0.07
6592.227	R	17.06	0.06
6604.192	R	17.70	0.10
6608.577	R	17.90	0.03
6609.195	R	17.90	0.07
6610.249	R	17.84	0.07
6621.562	R	18.13	0.09
6623.204	R	18.30	0.10
6624.193	R	18.30	0.10
6627.532	R	18.49	0.04
6629.190	R	18.30	0.15
6630.191	R	19.00	0.20
6635.525	R	19.00	0.10
6636.522	R	18.95	0.08
6642.221	R	19.00	0.15
6644.196	R	19.50	0.20
6647.457	R	20.10	0.35
6648.256	R	20.10	0.35
6651.280	R	20.10	0.35
6654.200	R	20.10	0.40
6656.306	R	20.30	0.40
6651.280	R	[19.90	
6654.200	R	[20.70	
M31N 2013-10h			
6604.192	R	15.76	0.05
6608.577	R	17.29	0.03
6609.195	R	17.20	0.10
6610.249	R	17.54	0.10
6619.535	R	18.50	0.10
6621.562	R	18.60	0.15
6623.204	R	19.00	0.25
6624.193	R	18.90	0.20
6625.514	R	18.78	0.09
6627.532	R	18.92	0.08
6629.190	R	19.10	0.30
6630.191	R	19.40	0.25
6636.522	R	19.40	0.15
6642.221	R	19.20	0.30
6643.287	R	19.80	0.35
6644.328	R	19.90	0.35
6645.244	R	20.10	0.35
6647.457	R	20.00	0.35
6648.256	R	[19.70	
6651.280	R	20.10	0.35

Table A1 continued

Table A1 (continued)

JD-2, 450, 000	Filter	Magnitude	Error
6654.200	R	20.10	0.40
6656.306	R	20.30	0.40
6661.195	R	[20.40	
M31N 2013-12a			
6592.227	R	[20.60	
6608.577	R	[21.30	
6609.195	R	19.40	0.35
6621.562	R	19.60	0.35
6624.193	R	19.20	0.35
6625.514	R	19.40	0.15
6627.532	R	19.30	0.15
6629.176	R	19.00	0.25
6630.191	R	19.10	0.25
6636.522	R	18.64	0.10
6636.525	R	18.74	0.08
6643.287	R	18.10	0.10
6644.247	R	18.10	0.10
6644.328	R	18.20	0.10
6644.424	R	18.10	0.10
6645.244	R	18.10	0.10
6647.457	R	18.30	0.15
6648.256	R	18.30	0.15
6651.280	R	18.60	0.20
6652.253	R	18.40	0.25
6654.212	R	18.60	0.20
6655.525	R	18.60	0.15
6656.306	R	18.80	0.20
6657.355	R	19.20	0.35
6658.250	R	19.07	0.05
6659.341	R	18.70	0.25
6661.195	R	18.70	0.20
6664.204	R	18.80	0.25
6665.198	R	18.90	0.25
6667.198	R	19.00	0.25
6670.250	R	18.40	0.20
6673.339	R	18.70	0.25
6683.314	R	18.60	0.30
6692.226	R	18.20	0.30
6695.215	R	19.00	0.30
6700.249	R	18.70	0.30
6701.290	R	18.50	0.25
6703.271	R	18.90	0.30
6703.286	R	19.10	0.30
6706.236	R	18.90	0.20
6707.344	R	18.40	0.30
6709.237	R	18.50	0.20
6711.234	R	18.90	0.30
6712.237	R	18.90	0.30
6712.245	R	18.80	0.30
6713.243	R	18.90	0.25
6716.298	R	18.70	0.30
6717.243	R	18.70	0.30

Table A1 continued

Table A1 (continued)

JD-2, 450, 000	Filter	Magnitude	Error
6718.260	R	19.20	0.30
6726.258	R	[19.20	
M31N 2013-12b			
6642.221	R	[20.50	
6643.287	R	[20.60	
6644.196	R	17.60	0.10
6644.247	R	17.30	0.10
6644.328	R	17.20	0.10
6644.424	R	17.10	0.10
6644.506	R	16.80	0.10
6645.244	R	15.77	0.07
6647.457	R	16.92	0.10
6648.256	R	17.20	0.10
6651.280	R	17.80	0.15
6652.253	R	17.20	0.15
6654.200	R	18.10	0.15
6655.525	R	18.10	0.10
6656.306	R	18.20	0.15
6657.345	R	18.30	0.20
6658.216	R	18.60	0.04
6659.323	R	18.50	0.20
6661.195	R	18.90	0.25
6664.204	R	19.20	0.30
6665.198	R	19.30	0.30
6667.198	R	19.40	0.30
6670.250	R	19.50	0.35
6695.215	R	[20.60	
M31N 2014-01a			
6661.195	R	16.15	0.06
6661.255	R	16.14	0.04
6664.204	R	16.80	0.07
6665.198	R	17.00	0.08
6667.198	R	17.40	0.10
6670.250	R	17.90	0.10
6673.339	R	18.20	0.10
6683.314	R	19.10	0.30
6695.215	R	19.40	0.25
6700.249	R	19.50	0.25
6701.290	R	19.70	0.30
6703.286	R	19.70	0.30
6706.236	R	20.00	0.30
6709.237	R	20.50	0.35
6713.243	R	[20.40	
M31N 2014-01c			
6673.339	R	[19.70	
6683.232	R	17.20	0.15
6683.314	R	17.10	0.15
6692.226	R	17.70	0.20
6695.215	R	17.50	0.15

Table A1 continued

Table A1 (continued)

JD-2, 450, 000	Filter	Magnitude	Error
6700.249	R	18.20	0.15
6701.290	R	18.30	0.20
6703.271	R	18.40	0.20
6703.286	R	18.40	0.20
6706.236	R	18.30	0.15
6709.237	R	18.70	0.20
6711.234	R	18.70	0.20
6712.245	R	18.70	0.20
6713.243	R	18.80	0.25
6717.243	R	19.20	0.30
6718.260	R	19.00	0.25
6726.258	R	[19.20	
M31N 2014-05b			
6803.560	R	[19.90	
6808.542	R	18.50	0.20
6809.519	R	17.70	0.15
6809.552	R	17.50	0.15
6810.522	R	17.90	0.20
6814.516	R	17.50	0.10
6815.549	R	18.20	0.20
6817.558	R	18.90	0.25
6819.527	R	18.20	0.20
6821.546	R	18.40	0.25
6821.557	R	18.40	0.25
6824.531	R	18.80	0.25
6824.559	R	18.50	0.25
6826.533	R	18.60	0.20
6827.537	R	18.20	0.25
6831.512	R	18.40	0.15
6836.499	R	18.40	0.20
6841.506	R	18.90	0.25
6841.516	R	18.80	0.25
6845.543	R	18.50	0.20
6845.547	R	18.60	0.20
6851.466	R	[19.00	
6851.488	R	[18.70	
6853.549	R	19.70	0.35
6857.516	R	19.20	0.30
6857.577	R	19.10	0.35
6858.537	R	19.00	0.35
6864.461	R	[19.20	
6864.471	R	19.10	0.40
6865.590	R	19.20	0.35
6868.498	R	[19.80	
6870.429	R	[19.50	
6872.462	R	[20.00	
6894.618	R	[20.10	
M31N 2014-06a			
6831.512	R	[19.10	
6836.480	R	17.10	0.15

Table A1 continued

Table A1 (continued)

JD-2, 450, 000	Filter	Magnitude	Error
6836.499	R	17.00	0.15
6837.518	R	16.60	0.15
6841.506	R	16.70	0.15
6841.516	R	16.60	0.15
6842.438	R	16.70	0.15
6845.543	R	17.30	0.15
6845.547	R	17.40	0.15
6851.466	R	17.80	0.20
6851.488	R	17.80	0.25
6853.527	R	18.10	0.30
6853.549	R	18.10	0.30
6857.516	R	18.70	0.35
6858.537	R	18.80	0.35
6864.461	R	18.90	0.35
6865.590	R	[19.20	
M31N 2014-06b			
6831.512	R	[20.30	
6836.489	R	18.30	0.15
6836.499	R	18.30	0.15
6837.518	R	17.20	0.15
6841.506	R	17.00	0.10
6841.523	R	17.00	0.10
6842.438	R	16.90	0.10
6845.547	R	17.10	0.10
6845.553	R	17.00	0.10
6851.466	R	17.40	0.10
6851.497	R	17.30	0.10
6853.538	R	17.80	0.10
6853.549	R	17.70	0.15
6857.516	R	17.90	0.10
6858.537	R	18.10	0.10
6859.510	R	18.30	0.15
6861.586	R	18.50	0.15
6863.470	R	18.30	0.15
6863.486	R	18.40	0.15
6864.461	R	18.60	0.15
6864.479	R	18.40	0.15
6865.590	R	18.70	0.15
6868.498	R	18.80	0.15
6870.376	R	18.70	0.20
6870.429	R	18.90	0.15
6872.452	R	19.00	0.20
6872.462	R	19.00	0.20
6874.362	R	19.00	0.20
6875.443	R	19.10	0.20
6876.474	R	19.20	0.20
6878.428	R	18.90	0.20
6879.567	R	19.20	0.20
6884.536	R	19.20	0.20
6887.317	R	19.40	0.25
6891.515	R	19.40	0.25
6891.590	R	19.40	0.20

Table A1 continued

Table A1 (continued)

JD-2, 450, 000	Filter	Magnitude	Error
6892.396	R	19.20	0.25
6894.484	R	19.40	0.25
6894.618	R	19.40	0.25
6897.629	R	19.30	0.20
6898.336	R	19.40	0.25
6900.390	R	19.50	0.25
6900.400	R	19.50	0.20
6902.256	R	19.60	0.15
6905.366	R	19.40	0.25
6905.463	R	19.30	0.25
6907.459	R	19.60	0.25
6908.307	R	19.30	0.30
6908.331	R	19.50	0.30
6916.544	R	19.50	0.30
6916.644	R	19.60	0.30
6917.272	R	19.50	0.35
6917.295	R	19.70	0.30
6918.268	R	19.50	0.35
6918.286	R	19.80	0.35
6924.394	R	19.80	0.35
6928.659	R	19.80	0.35
6929.454	R	19.70	0.35
6933.581	R	19.70	0.35
6934.383	R	19.70	0.30
6937.424	R	19.90	0.20
6937.536	R	19.60	0.30
6940.698	R	19.80	0.25
6942.684	R	19.90	0.25
6943.672	R	20.00	0.25
6944.663	R	20.00	0.25
6945.356	R	20.20	0.35
6946.279	R	20.00	0.35
6953.651	R	20.40	0.25
6954.647	R	20.50	0.25
M31N 2014-07a			
6851.479	R	17.50	0.10
6857.523	R	17.70	0.10
6857.584	R	17.50	0.10
6858.548	R	17.80	0.10
6870.411	R	18.30	0.15
6870.449	R	18.30	0.15
6874.383	R	18.40	0.15
6887.336	R	18.90	0.20
6894.560	R	19.50	0.20
6906.640	R	[19.90	
6917.631	R	[20.80	
M31N 2014-09a			
6908.331	R	[20.00	
6910.327	R	16.40	0.15
6916.444	R	17.04	0.10

Table A1 continued



Table A1 (continued)

JD-2, 450, 000	Filter	Magnitude	Error
6916.644	R	17.15	0.10
6917.272	R	17.20	0.15
6917.305	R	17.40	0.10
6918.268	R	17.40	0.15
6918.553	R	17.40	0.10
6924.388	R	18.30	0.15
6926.258	R	18.30	0.20
6926.316	R	18.30	0.20
6928.592	R	18.70	0.20
6928.659	R	18.80	0.20
6929.443	R	18.70	0.20
6932.264	R	19.00	0.25
6933.572	R	19.00	0.25
6934.383	R	19.00	0.25
6936.480	R	19.80	0.30
6937.424	R	19.90	0.15
6937.536	R	19.60	0.30
6940.271	R	19.70	0.30
6943.427	R	[19.80	
6945.356	R	[21.20	0.40
M31N 2014-10a			
6934.383	R	[20.40	
6936.480	R	19.80	0.35
6937.424	R	19.80	0.15
6937.536	R	19.30	0.25
6940.232	R	18.70	0.20
6940.271	R	18.90	0.20
6940.698	R	18.90	0.15
6942.684	R	18.20	0.10
6943.386	R	18.00	0.15
6943.427	R	17.80	0.15
6943.672	R	17.83	0.08
6944.663	R	17.69	0.07
6945.356	R	18.10	0.10
6946.279	R	18.60	0.15
6946.293	R	18.60	0.15
6949.223	R	19.20	0.25
6949.463	R	18.80	0.15
6949.601	R	19.00	0.20
6950.224	R	19.10	0.20
6950.257	R	19.00	0.20
6953.651	R	18.80	0.08
6954.647	R	18.71	0.07
6955.312	R	18.70	0.20
6957.271	R	18.20	0.15
6957.290	R	18.10	0.15
6958.216	R	18.00	0.15
6958.242	R	18.10	0.15
6959.222	R	17.95	0.10
6959.233	R	18.00	0.15
6961.262	R	17.70	0.15
6961.274	R	17.70	0.15

Table A1 continued

Table A1 (continued)

JD-2, 450, 000	Filter	Magnitude	Error
6963.219	R	17.60	0.10
6963.270	R	17.60	0.10
6964.199	R	18.20	0.20
6964.227	R	18.50	0.20
6966.273	R	18.90	0.25
6970.217	R	19.20	0.25
6970.240	R	19.30	0.25
6974.190	R	19.00	0.25
6974.209	R	19.10	0.25
6978.241	R	18.70	0.20
6978.304	R	18.90	0.25
6984.384	R	19.00	0.25
6984.406	R	19.20	0.25
6985.219	R	18.60	0.20
6987.521	R	18.70	0.10
7000.202	R	19.30	0.25
7000.257	R	19.30	0.25
7001.195	R	19.00	0.25
7005.202	R	18.40	0.20
7005.275	R	18.60	0.25
7006.527	R	18.90	0.15
7007.181	R	19.00	0.20
7007.526	R	18.90	0.15
7010.524	R	18.70	0.10
7011.528	R	19.40	0.20
7012.526	R	19.40	0.30
7013.529	R	18.90	0.20
7014.527	R	19.60	0.25
7016.532	R	19.60	0.20
7017.502	R	18.90	0.40
7018.277	R	19.10	0.40
7021.186	R	18.60	0.30
7025.355	R	18.90	0.30
7025.391	R	19.10	0.30
7029.195	R	19.10	0.30
7057.271	R	[20.00	
7069.234	R	21.20	0.50
M31N 2014-11a			
6966.273	R	[19.70	
6970.217	R	18.60	0.15
6970.240	R	18.60	0.15
6974.190	R	17.70	0.15
6974.209	R	17.80	0.15
6978.241	R	17.90	0.15
6978.304	R	17.90	0.15
6984.384	R	17.80	0.15
6984.406	R	17.80	0.15
6985.219	R	17.60	0.15
6987.521	R	17.90	0.10
7000.202	R	18.40	0.20
7000.257	R	18.50	0.20
7001.195	R	18.40	0.15

Table A1 continued

Table A1 (continued)

JD-2, 450, 000	Filter	Magnitude	Error
7005.202	R	18.70	0.20
7006.527	R	18.50	0.10
7007.181	R	18.50	0.15
7007.526	R	18.50	0.10
7010.524	R	18.29	0.09
7011.528	R	18.80	0.15
7012.526	R	18.80	0.20
7013.529	R	18.70	0.20
7014.527	R	18.50	0.15
7016.532	R	18.40	0.10
7017.491	R	18.30	0.25
7018.277	R	18.10	0.20
7021.186	R	17.80	0.25
7025.355	R	18.00	0.25
7025.391	R	18.30	0.25
7029.195	R	19.10	0.35
7036.206	R	18.80	0.30
7040.300	R	18.81	0.09
7057.271	R	19.20	0.40
7069.243	R	19.50	0.30
M31N 2014-12a			
6999.541	R	14.91	0.05
7000.202	R	15.12	0.08
7001.195	R	15.07	0.06
7005.202	R	16.27	0.09
7005.275	R	16.30	0.10
7006.527	R	16.46	0.05
7007.181	R	16.70	0.10
7007.526	R	16.46	0.05
7010.524	R	17.11	0.07
7011.528	R	17.01	0.06
7012.526	R	17.21	0.08
7013.529	R	17.15	0.08
7014.527	R	17.24	0.09
7016.532	R	17.33	0.09
7017.502	R	17.44	0.10
7018.277	R	17.54	0.10
7020.185	R	17.50	0.15
7021.186	R	17.65	0.10
7025.355	R	17.90	0.15
7029.195	R	18.90	0.20
7036.206	R	20.50	0.40
M31N 2014-12b			
6987.521	R	[20.90	
6999.541	R	17.70	0.15
7000.202	R	18.00	0.15
7000.257	R	18.00	0.15
7001.195	R	18.50	0.20
7005.202	R	18.05	0.15
7005.275	R	18.00	0.20

Table A1 continued

Table A1 (continued)

JD-2, 450, 000	Filter	Magnitude	Error
7006.527	R	17.69	0.09
7007.181	R	17.50	0.10
7007.526	R	17.71	0.09
7010.524	R	18.50	0.10
7011.528	R	19.20	0.20
7012.526	R	19.30	0.25
7013.529	R	18.70	0.20
7014.527	R	18.70	0.20
7016.532	R	18.70	0.20
7017.502	R	18.80	0.30
7018.277	R	19.00	0.35
7029.195	R	18.30	0.20
7036.206	R	19.00	0.35
7040.300	R	19.30	0.20
7057.271	R	[19.50	
7069.234	R	20.00	0.40
M31N 2015-01a			
7038.246	R	15.99	0.02
7044.189	R	15.09	0.01
7057.288	R	15.64	0.05
7059.242	R	15.59	0.07
7073.253	R	15.77	0.06
7075.223	R	15.84	0.03
7080.274	R	16.08	0.06
7086.332	R	16.40	0.10
7087.306	R	16.33	0.06
7089.270	R	16.64	0.04
7099.288	R	17.59	0.06
7105.284	R	18.45	0.09
7225.585	R	18.80	0.20
M31N 2015-02b			
7069.234	R	[20.00	
7073.233	R	16.80	0.07
7073.338	R	16.54	0.05
7074.233	R	17.90	0.07
7074.318	R	17.97	0.08
7074.379	R	18.00	0.08
7075.232	R	18.55	0.09
7075.143	R	18.45	0.06
7076.190	R	19.40	0.15
7080.248	R	[20.60	
M31N 2015-03a			
7005.242	R	[21.00	
7036.197	R	[20.30	
7056.318	R	[19.50	
7059.222	R	19.60	0.40
7069.234	R	19.70	0.30
7073.233	R	19.40	0.30
7073.338	R	19.60	0.30

Table A1 continued

Table A1 (continued)

JD-2, 450, 000	Filter	Magnitude	Error
7074.233	R	19.50	0.30
7074.318	R	19.20	0.30
7075.232	R	19.60	0.25
7080.248	R	19.40	0.35
7087.319	R	18.20	0.25
7089.251	R	18.90	0.20
7089.305	R	19.10	0.25
7090.251	R	19.00	0.15
7091.255	R	18.80	0.15
7099.275	R	18.60	0.20
7100.263	R	19.00	0.25
7102.268	R	18.90	0.15
7105.272	R	18.70	0.20
7130.608	R	18.70	0.30
7131.607	R	18.70	0.30
7134.606	R	18.70	0.30
7137.601	R	18.70	0.20
7139.606	R	18.80	0.25
7153.557	R	18.20	0.15
7154.572	R	18.80	0.15
7158.563	R	19.00	0.20
7160.560	R	19.00	0.25
7176.547	R	19.20	0.30
7179.541	R	18.70	0.15
7186.535	R	19.30	0.25
7189.538	R	19.10	0.25
7198.550	R	18.20	0.10
7199.555	R	18.90	0.20
7203.544	R	18.60	0.20
7204.483	R	18.40	0.10
7205.547	R	18.20	0.10
7207.564	R	18.60	0.20
7208.546	R	18.00	0.10
7209.517	R	18.10	0.10
7212.551	R	18.60	0.15
7213.563	R	18.70	0.15
7219.566	R	19.60	0.25
7220.464	R	19.50	0.20
7225.560	R	19.70	0.25
7231.527	R	19.20	0.30
7235.367	R	18.60	0.30
7240.464	R	18.80	0.15
7241.533	R	19.00	0.20
7242.542	R	19.10	0.20
7244.589	R	19.20	0.20
7245.605	R	19.10	0.20
7246.579	R	19.30	0.20
7247.536	R	19.00	0.25
7248.517	R	19.00	0.30
7250.422	R	19.00	0.25
7256.595	R	19.10	0.15
7257.561	R	19.30	0.25
7264.483	R	19.50	0.25
7265.295	R	19.00	0.20

Table A1 continued

Table A1 (continued)

JD-2, 450, 000	Filter	Magnitude	Error
7266.632	R	19.40	0.30
7270.293	R	19.60	0.30
7271.287	R	19.60	0.35
7277.271	R	19.80	0.30
7279.593	R	19.50	0.30
7280.321	R	19.80	0.30
7282.320	R	[19.50	
7285.489	R	[19.60	
7287.297	R	19.80	0.30
7290.392	R	19.90	0.30
7298.397	R	19.80	0.30
7299.566	R	19.90	0.30
7300.262	R	19.70	0.30
7308.229	R	19.50	0.30
7320.241	R	19.80	0.30
7327.543	R	19.80	0.40
7328.204	R	19.80	0.40
7329.212	R	19.60	0.30
7332.236	R	20.10	0.40
7338.370	R	20.00	0.30
7343.206	R	20.10	0.40
7348.199	R	19.40	0.30
7355.383	R	20.00	0.40
7360.294	R	20.40	0.50
7363.198	R	20.30	0.50
7364.217	R	20.30	0.50
7369.193	R	20.00	0.50
7379.379	R	[20.50	
7380.291	R	20.10	0.50
7383.181	R	20.20	0.30
7384.334	R	20.20	0.30
7396.227	R	20.30	0.40
7417.208	R	[19.90	
M31N 2015-04a			
7137.601	R	[19.20	
7139.600	R	18.50	0.25
7153.565	R	18.70	0.20
7154.572	R	18.90	0.20
7158.563	R	18.90	0.20
7160.560	R	18.70	0.20
7176.547	R	19.30	0.35
7179.541	R	19.50	0.25
7186.535	R	19.40	0.25
7189.538	R	19.50	0.30
7198.550	R	18.80	0.15
7199.555	R	18.70	0.15
7203.544	R	18.80	0.25
7204.483	R	18.60	0.15
7205.547	R	18.20	0.10
7207.564	R	17.80	0.10
7208.546	R	18.50	0.15
7209.517	R	18.50	0.15

Table A1 continued

Table A1 (continued)

JD-2, 450, 000	Filter	Magnitude	Error
7212.551	R	18.80	0.20
7213.563	R	18.40	0.15
7219.566	R	18.60	0.10
7220.464	R	18.60	0.10
7225.560	R	18.50	0.10
7226.390	R	18.50	0.20
7231.527	R	18.70	0.15
7235.367	R	18.60	0.30
7240.464	R	18.70	0.15
7241.533	R	18.90	0.15
7242.542	R	18.90	0.20
7243.554	R	18.80	0.25
7244.589	R	18.70	0.15
7245.605	R	19.00	0.20
7246.579	R	19.10	0.20
7247.536	R	18.80	0.20
7248.517	R	18.70	0.20
7250.422	R	19.20	0.30
7256.595	R	19.40	0.25
7257.561	R	19.30	0.20
7259.304	R	18.90	0.25
7264.496	R	19.20	0.20
7265.295	R	19.10	0.25
7266.632	R	19.10	0.25
7270.293	R	19.20	0.20
7271.287	R	19.20	0.30
7277.271	R	18.70	0.15
7279.593	R	18.90	0.20
7280.321	R	18.90	0.15
7282.320	R	19.10	0.20
7283.437	R	19.00	0.25
7284.269	R	19.10	0.25
7285.489	R	19.60	0.30
7287.297	R	19.50	0.20
7290.392	R	19.70	0.30
7295.272	R	19.60	0.25
7296.408	R	19.70	0.25
7298.397	R	19.60	0.25
7299.566	R	19.60	0.25
7300.262	R	19.60	0.30
7301.231	R	19.50	0.30
7319.203	R	19.40	0.30
7320.241	R	19.70	0.30
7322.266	R	19.40	0.30
7326.521	R	19.20	0.40
7327.543	R	19.50	0.30
7328.204	R	19.60	0.30
7328.626	R	19.00	0.30
7329.212	R	19.70	0.30
7332.236	R	19.50	0.25
7338.370	R	20.00	0.30
7343.206	R	20.30	0.40
7348.199	R	19.60	0.35
7355.383	R	20.00	0.40

Table A1 continued

Table A1 (continued)

JD-2, 450, 000	Filter	Magnitude	Error
7360.294	R	20.50	0.50
7363.198	R	20.60	0.50
7364.217	R	20.70	0.50
7379.379	R	[20.60	
7380.291	R	[20.20	
7383.181	R	20.40	0.40
7384.334	R	20.60	0.40
M31N 2015-05b			
7160.574	R	[19.90	
7164.546	R	17.70	0.15
7173.530	R	17.00	0.10
7176.547	R	17.70	0.15
7177.559	R	17.60	0.15
7178.507	R	17.50	0.15
7178.566	R	17.50	0.15
7179.524	R	17.70	0.10
7179.556	R	17.70	0.10
7180.485	R	17.60	0.15
7184.517	R	18.00	0.20
7186.518	R	18.00	0.10
7189.555	R	18.30	0.15
7198.531	R	19.50	0.25
7199.520	R	19.50	0.25
7203.518	R	[19.00	
7204.531	R	20.80	0.40
M31N 2015-05c			
7137.601	R	[20.20	
7153.557	R	18.80	0.30
7154.572	R	18.80	0.30
7158.563	R	19.20	0.35
7173.530	R	18.70	0.25
7176.547	R	18.30	0.20
7178.507	R	18.30	0.20
7179.524	R	18.10	0.15
7180.485	R	18.20	0.20
7184.517	R	18.90	0.30
7186.518	R	18.50	0.15
7186.535	R	18.40	0.15
7189.555	R	18.70	0.20
7198.531	R	18.80	0.20
7198.550	R	18.90	0.20
7199.520	R	18.70	0.20
7199.555	R	18.80	0.20
7203.518	R	18.30	0.25
7203.544	R	18.50	0.25
7204.483	R	19.00	0.25
7204.531	R	18.80	0.20
7204.545	R	19.00	0.20
7205.547	R	18.80	0.25
7205.557	R	18.90	0.20

Table A1 continued

Table A1 (continued)

JD-2, 450, 000	Filter	Magnitude	Error
7207.551	R	18.50	0.20
7207.564	R	18.40	0.20
7208.530	R	18.80	0.25
7208.546	R	18.60	0.25
7209.517	R	18.80	0.25
7210.554	R	18.80	0.20
7212.530	R	18.30	0.20
7213.545	R	18.30	0.15
7214.570	R	19.00	0.25
7219.553	R	19.10	0.25
7219.580	R	19.20	0.25
7220.478	R	19.40	0.25
7220.501	R	19.40	0.25
7225.572	R	20.00	0.30
M31N 2015-06a			
7173.530	R	[18.80	
7176.547	R	16.37	0.08
7177.559	R	15.65	0.06
7178.507	R	14.97	0.05
7179.524	R	14.86	0.05
7180.485	R	15.14	0.05
7181.504	R	15.50	0.10
7184.517	R	16.33	0.10
7186.518	R	17.00	0.10
7186.535	R	17.00	0.10
7189.538	R	18.00	0.20
7189.555	R	18.00	0.20
7198.550	R	[20.00	
7199.555	R	[20.00	
M31N 2015-06b			
7189.555	R	[20.10	
7198.531	R	17.50	0.10
7199.520	R	17.40	0.10
7202.503	R	[18.70	
7203.518	R	18.90	0.25
7204.531	R	19.20	0.20
7205.557	R	19.20	0.20
7207.551	R	18.50	0.15
7208.530	R	18.40	0.10
7209.526	R	18.60	0.20
7210.554	R	19.20	0.20
7213.545	R	19.20	0.20
7214.570	R	19.30	0.20
7219.553	R	19.20	0.20
7220.478	R	19.10	0.15
7225.572	R	18.80	0.15
7226.438	R	18.70	0.25
7231.533	R	19.20	0.20
7235.516	R	18.60	0.30
7240.484	R	19.40	0.25

Table A1 continued

Table A1 (continued)

JD-2, 450, 000	Filter	Magnitude	Error
7241.544	R	19.30	0.20
7242.553	R	18.80	0.15
7243.549	R	18.50	0.20
7244.603	R	18.50	0.15
7245.586	R	18.70	0.15
7246.599	R	18.80	0.15
7247.544	R	18.70	0.15
7248.548	R	18.70	0.10
7250.409	R	19.80	0.30
7256.581	R	19.50	0.25
7257.573	R	19.70	0.25
7264.496	R	19.30	0.15
7266.638	R	18.60	0.20
7270.307	R	19.60	0.30
7271.302	R	19.60	0.30
7277.284	R	19.70	0.30
7280.336	R	19.90	0.30
7282.278	R	19.20	0.30
7284.278	R	19.90	0.30
7285.474	R	19.90	0.30
7286.454	R	19.80	0.25
7287.283	R	20.20	0.25
7290.379	R	19.00	0.20
7295.283	R	19.90	0.30
7295.363	R	19.70	0.30
7296.315	R	19.90	0.30
7296.630	R	19.60	0.30
7297.250	R	19.80	0.30
7297.617	R	19.80	0.30
7298.409	R	19.90	0.30
7299.555	R	19.40	0.20
7300.244	R	19.70	0.25
7301.274	R	19.50	0.30
7307.251	R	18.40	0.15
7308.229	R	18.40	0.15
7319.298	R	[20.00	
7320.205	R	20.70	0.40
7322.246	R	19.90	0.30
7327.352	R	20.10	0.30
7328.266	R	19.70	0.30
7329.274	R	20.30	0.30
7332.298	R	19.70	0.25
7338.350	R	19.90	0.30
7343.191	R	18.90	0.20
7362.528	R	20.65	0.10
7383.195	R	[20.40	
M31N 2015-07d			
7220.501	R	[20.50	
7225.560	R	17.16	0.09
7225.585	R	17.15	0.10
7226.390	R	16.42	0.07
7231.527	R	15.45	0.07

Table A1 continued

Table A1 (continued)

JD-2, 450, 000	Filter	Magnitude	Error
7233.474	R	16.00	0.10
7235.367	R	16.34	0.09
7240.464	R	18.16	0.09
7240.498	R	18.17	0.10
7241.533	R	18.50	0.10
7242.542	R	18.80	0.15
7243.554	R	19.60	0.30
7244.589	R	19.60	0.25
7245.605	R	19.60	0.25
7246.579	R	19.80	0.25
7247.536	R	19.90	0.35
7248.517	R	[19.50	
M31N 2015-08a			
7250.409	R	19.10	0.25
7256.581	R	17.48	0.10
7257.573	R	17.40	0.15
7257.615	R	17.26	0.10
7258.317	R	17.60	0.15
7259.317	R	17.80	0.20
7261.313	R	17.60	0.15
7264.496	R	17.65	0.10
7265.307	R	17.50	0.10
7266.638	R	17.70	0.15
7270.307	R	18.10	0.15
7271.302	R	18.10	0.15
7273.279	R	17.90	0.20
7277.284	R	18.10	0.20
7279.579	R	18.30	0.25
7280.336	R	18.20	0.15
7280.349	R	18.40	0.20
7282.278	R	18.40	0.20
7284.278	R	18.90	0.30
7285.458	R	18.40	0.30
7285.474	R	18.60	0.25
7286.454	R	18.50	0.20
7287.283	R	18.80	0.20
7290.379	R	18.80	0.25
7295.283	R	19.00	0.25
7295.363	R	19.10	0.25
7296.315	R	19.30	0.30
7296.630	R	19.20	0.30
7297.617	R	19.00	0.30
7298.409	R	19.40	0.30
7299.555	R	19.10	0.25
7300.244	R	19.40	0.30
7301.274	R	19.30	0.30
7332.298	R	19.90	0.30
7362.528	R	21.70	0.20
M31N 2015-09a			
7273.279	R	[19.80	

Table A1 continued

Table A1 (continued)

JD-2, 450, 000	Filter	Magnitude	Error
7277.284	R	17.02	0.08
7279.579	R	15.23	0.05
7280.336	R	15.09	0.04
7280.349	R	15.01	0.05
7282.278	R	15.25	0.06
7283.421	R	15.50	0.09
7284.278	R	15.75	0.08
7285.458	R	15.89	0.09
7285.474	R	15.94	0.07
7286.454	R	16.02	0.07
7287.283	R	16.12	0.07
7290.379	R	16.58	0.08
7295.283	R	20.30	0.40
7295.363	R	20.10	0.40
M31N 2015-09c			
7280.336	R	[20.20	
7282.278	R	20.20	0.35
7284.278	R	19.40	0.30
7285.474	R	19.10	0.20
7286.454	R	18.80	0.15
7287.283	R	18.00	0.10
7290.379	R	16.90	0.10
7294.501	R	15.46	0.09
7295.283	R	14.26	0.06
7295.363	R	14.35	0.07
7295.498	R	14.48	0.07
7296.315	R	15.02	0.07
7296.630	R	15.46	0.09
7297.250	R	15.98	0.09
7297.617	R	15.71	0.07
7298.409	R	16.56	0.08
7299.555	R	16.18	0.08
7300.274	R	16.52	0.10
7301.243	R	16.97	0.07
7307.251	R	17.20	0.09
7308.229	R	17.34	0.10
7319.298	R	17.50	0.10
7320.205	R	17.50	0.10
7322.246	R	17.60	0.10
7323.439	R	17.70	0.10
7326.635	R	17.70	0.10
7327.352	R	17.80	0.10
7328.266	R	17.70	0.10
7329.274	R	18.00	0.10
7332.298	R	18.00	0.10
7335.208	R	18.30	0.15
7338.350	R	18.50	0.15
7343.191	R	18.66	0.10
7348.197	R	18.80	0.20
7349.218	R	18.80	0.20
7350.496	R	18.90	0.15
7350.546	R	18.90	0.15

Table A1 continued

Table A1 (continued)

JD-2, 450, 000	Filter	Magnitude	Error
7355.370	R	19.10	0.15
7360.282	R	19.20	0.20
7362.206	R	19.20	0.20
7362.528	R	19.44	0.06
7363.198	R	19.30	0.20
7364.251	R	19.60	0.25
7369.220	R	19.40	0.30
7379.311	R	19.80	0.25
7380.308	R	19.80	0.25
7383.195	R	19.90	0.15
7385.346	R	20.00	0.25
7388.211	R	19.60	0.40
7396.212	R	20.00	0.30
7400.302	R	19.70	0.40
7402.308	R	20.20	0.40
M31N 2015-09d			
7290.272	R	[19.40	
7294.512	R	[19.00	
7295.269	R	16.90	0.10
7295.498	R	16.10	0.10
7296.315	R	16.20	0.10
7297.250	R	16.75	0.10
7297.617	R	16.75	0.10
7298.397	R	16.80	0.10
7298.409	R	17.10	0.15
7299.555	R	17.20	0.10
7299.566	R	17.20	0.10
7300.262	R	17.40	0.10
7300.274	R	17.45	0.10
7301.231	R	17.40	0.10
7301.243	R	17.29	0.08
7307.251	R	17.80	0.20
7308.229	R	18.20	0.20
M31N 2015-10a			
7297.318	R	[18.80	
7298.297	R	17.10	0.15
7299.566	R	15.46	0.09
7300.262	R	15.26	0.08
7301.231	R	15.35	0.06
7307.237	R	16.93	0.08
7308.229	R	17.30	0.10
M31N 2015-10b			
7277.284	R	[21.30	
7301.243	R	[20.40	
7319.298	R	20.90	0.50
7320.205	R	[21.10	
7322.246	R	19.60	0.30
7323.444	R	19.40	0.30
7327.352	R	20.00	0.40

Table A1 continued

Table A1 (continued)

JD-2, 450, 000	Filter	Magnitude	Error
7328.266	R	19.90	0.30
7329.274	R	19.80	0.30
7332.298	R	19.60	0.25
7335.208	R	18.90	0.40
7338.350	R	19.30	0.20
7343.191	R	19.10	0.20
7343.223	R	19.10	0.20
7350.496	R	18.70	0.20
7355.370	R	18.60	0.15
7355.396	R	18.60	0.10
7360.282	R	17.36	0.10
7360.304	R	17.31	0.09
7362.206	R	17.70	0.10
7362.528	R	18.21	0.06
7363.198	R	18.30	0.15
7363.239	R	18.30	0.15
7364.251	R	18.50	0.15
7369.220	R	19.00	0.20
7374.525	R	19.40	0.20
7379.311	R	18.40	0.15
7380.308	R	18.20	0.10
7383.195	R	18.50	0.10
7383.207	R	18.60	0.15
7385.346	R	19.00	0.15
7387.205	R	19.10	0.20
7387.304	R	18.90	0.20
7388.210	R	18.90	0.20
7388.211	R	19.10	0.20
7396.212	R	19.00	0.20
7400.302	R	18.20	0.10
7402.272	R	18.00	0.15
7402.308	R	17.90	0.10
7406.264	R	18.00	0.25
7409.236	R	18.50	0.15
7409.253	R	18.60	0.15
7410.361	R	18.70	0.15
7418.256	R	19.40	0.40
7426.240	R	19.10	0.25
7426.253	R	19.10	0.25
7430.237	R	18.60	0.20
7431.242	R	18.30	0.15
7441.273	R	18.40	0.20
7441.289	R	18.60	0.20
7445.237	R	18.80	0.25
7445.265	R	18.50	0.20
7446.273	R	18.80	0.20
7446.285	R	18.70	0.20
7454.306	R	18.60	0.20
7455.253	R	18.80	0.20
7456.318	R	18.80	0.20
7464.266	R	19.00	0.30
7465.268	R	18.90	0.30
7467.272	R	[19.30	

Table A1 continued

Table A1 (continued)

JD-2, 450, 000	Filter	Magnitude	Error
M31N 2015-10c			
7322.258	R	[20.20	
7326.521	R	19.80	0.25
7327.241	R	17.85	0.10
7327.543	R	17.97	0.09
7328.204	R	18.27	0.07
7328.626	R	18.46	0.10
7329.212	R	18.73	0.09
7332.236	R	20.80	0.30
7338.370	R	21.40	0.40
M31N 2015-11b			
7332.236	R	[21.20	
7338.361	R	19.30	0.25
7338.518	R	19.30	0.25
7340.508	R	19.20	0.15
7343.206	R	19.40	0.25
7343.223	R	19.50	0.25
7348.199	R	19.40	0.30
7350.485	R	19.70	0.40
7355.383	R	20.40	0.50
7360.294	R	20.50	0.50
7363.214	R	20.50	0.50
7364.217	R	21.50	0.70
7379.379	R	[21.90	
7380.291	R	[22.00	
M31N 2015-11c			
7343.191	R	[20.40	
7349.218	R	17.60	0.10
7350.546	R	17.40	0.10
7355.370	R	17.70	0.10
7360.282	R	18.20	0.15
7362.206	R	18.20	0.15
7362.528	R	17.99	0.03
7363.198	R	18.30	0.15
7364.251	R	18.30	0.15
7369.220	R	17.75	0.10
7379.311	R	18.30	0.15
7380.308	R	18.30	0.15
7383.195	R	18.10	0.10
7385.346	R	18.00	0.10
7387.205	R	18.50	0.15
7388.211	R	19.10	0.20
7400.302	R	19.30	0.25
7402.308	R	19.60	0.30
7406.264	R	19.40	0.40
7409.236	R	20.00	0.40
7418.256	R	20.40	0.50
7426.240	R	19.60	0.40
7431.242	R	19.50	0.35

Table A1 continued

Table A1 (continued)

JD-2, 450, 000	Filter	Magnitude	Error
M31N 2016-03b			
7445.237	R	[19.80	
7446.285	R	18.90	0.15
7454.306	R	18.10	0.15
7455.253	R	17.90	0.15
7456.318	R	17.80	0.20
7464.266	R	18.10	0.20
7465.268	R	17.80	0.15
7466.269	R	17.90	0.40
7467.272	R	18.80	0.30
7474.273	R	18.10	0.20
7480.282	R	18.40	0.30
7497.609	R	18.60	0.30
7500.598	R	[18.60	
7506.587	R	19.30	0.40
7507.579	R	19.30	0.35
7507.600	R	19.00	0.30
7511.578	R	19.60	0.35
M31N 2016-03d			
7456.318	R	[19.80	
7464.266	R	18.50	0.20
7465.268	R	17.60	0.15
7466.269	R	17.60	0.20
7467.272	R	17.80	0.20
7474.273	R	18.40	0.25
7480.282	R	18.30	0.30
7497.609	R	18.20	0.25
7500.598	R	18.50	0.30
7506.587	R	18.60	0.30
7507.579	R	19.20	0.35
7507.600	R	19.00	0.40
7511.578	R	19.00	0.25
7517.586	R	19.10	0.35
7519.566	R	19.00	0.35
7523.557	R	18.40	0.25
7528.529	R	19.10	0.40
7531.564	R	18.90	0.30
7535.539	R	19.30	0.35
7537.550	R	19.50	0.40
7538.532	R	20.00	0.50
7544.553	R	[20.00	
M31N 2016-05a			
7517.586	R	[19.70	
7518.581	R	18.50	0.30
7519.566	R	17.30	0.10
7519.582	R	17.30	0.15
7520.546	R	17.50	0.15
7520.572	R	17.50	0.10
7523.557	R	18.30	0.20
7523.568	R	18.20	0.20

Table A1 continued



Table A1 (continued)

JD-2, 450, 000	Filter	Magnitude	Error
7528.529	R	18.30	0.20
7528.551	R	18.20	0.20
7531.549	R	18.80	0.40
7531.564	R	18.80	0.30
7535.552	R	18.60	0.30
7536.546	R	18.90	0.40
7537.530	R	19.00	0.25
7538.532	R	19.20	0.35
7538.560	R	19.00	0.30
7557.549	R	19.80	0.40
7560.462	R	19.60	0.40
7560.476	R	19.70	0.50
7563.532	R	19.70	0.30
7567.541	R	19.70	0.35
7570.487	R	19.70	0.25
7571.568	R	[19.60	
7573.554	R	[20.00	
7574.566	R	19.90	0.40
7576.545	R	20.30	0.40
7579.575	R	19.70	0.40
7580.548	R	20.10	0.40
7580.557	R	19.90	0.40
7586.516	R	20.00	0.40
7586.543	R	20.10	0.40
7589.480	R	20.30	0.50
7589.507	R	20.30	0.40
7590.498	R	20.30	0.40
7590.509	R	20.40	0.50
7598.355	R	20.00	0.40
7598.585	R	20.50	0.40
7599.434	R	20.30	0.40
7600.421	R	20.20	0.40
7600.501	R	20.00	0.40
7604.511	R	20.30	0.40
7607.433	R	20.80	0.40
M31N 2016-07e			
7598.355	R	17.56	0.10
7598.585	R	17.60	0.10
7599.388	R	17.70	0.10
7599.434	R	17.90	0.10
7600.421	R	18.00	0.10
7600.501	R	18.00	0.10
7602.434	R	18.30	0.15
7602.596	R	18.60	0.15
7604.376	R	18.44	0.07
7604.511	R	18.50	0.10
7605.446	R	18.70	0.15
7607.433	R	19.00	0.15
7608.535	R	19.20	0.20
7609.417	R	19.60	0.30
7609.456	R	19.80	0.20
7611.445	R	20.10	0.30

Table A1 continued

Table A1 (continued)

JD-2, 450, 000	Filter	Magnitude	Error
M31N 2016-08b			
7609.445	R	[20.40	
7612.353	R	17.00	0.10
7615.493	R	17.20	0.15
7617.579	R	17.10	0.10
7617.602	R	17.20	0.10
7619.499	R	17.30	0.10
7619.517	R	17.20	0.10
7620.445	R	17.40	0.10
7622.459	R	17.40	0.10
7623.322	R	17.60	0.15
7623.356	R	17.50	0.10
7625.301	R	17.60	0.10
7625.497	R	17.70	0.15
7626.310	R	17.60	0.15
7626.319	R	17.70	0.15
7627.381	R	17.50	0.10
7627.432	R	17.60	0.10
7628.297	R	17.60	0.10
7628.340	R	17.70	0.10
7629.473	R	17.90	0.15
7630.392	R	18.00	0.15
7630.430	R	17.80	0.15
7631.296	R	17.90	0.20
7631.338	R	18.10	0.15
7634.334	R	18.20	0.15
7634.348	R	18.10	0.15
7635.492	R	18.20	0.10
7635.573	R	18.20	0.15
7639.280	R	18.30	0.15
7639.439	R	18.40	0.10
7640.278	R	18.30	0.15
7640.645	R	18.40	0.15
7641.283	R	18.40	0.15
7641.629	R	18.30	0.15
7642.296	R	18.40	0.10
7643.626	R	18.60	0.15
7643.638	R	18.60	0.15
7644.310	R	18.60	0.15
7644.616	R	18.70	0.15
7645.390	R	18.60	0.20
7646.608	R	18.70	0.15
7646.637	R	18.50	0.15
7647.371	R	18.70	0.20
7652.348	R	18.90	0.25
7654.313	R	19.00	0.20
7654.333	R	19.10	0.20
7655.588	R	19.00	0.20
7656.384	R	19.20	0.20
7656.469	R	19.20	0.20
7656.660	R	19.10	0.20
7657.652	R	19.30	0.25
7657.661	R	19.00	0.40

Table A1 continued

Table A1 (continued)

JD-2, 450, 000	Filter	Magnitude	Error
7657.641	R	19.20	0.30
7658.660	R	19.20	0.30
7659.246	R	19.20	0.30
7660.325	R	19.30	0.30
7661.248	R	19.30	0.30
7663.271	R	19.30	0.30
7663.337	R	19.30	0.30
7666.624	R	19.30	0.25
7666.639	R	19.30	0.30
7669.258	R	19.60	0.35
7670.678	R	19.30	0.15
7671.237	R	19.60	0.35
7671.282	R	19.50	0.25
7678.277	R	19.50	0.30
7678.306	R	19.90	0.35
7681.329	R	19.70	0.35
7692.202	R	[19.60	
7692.236	R	20.00	0.40
7693.539	R	20.00	0.40
7694.346	R	20.10	0.40
7696.202	R	20.10	0.35
7703.611	R	21.00	0.25
M31N 2016-08d			
7615.493	R	[20.20	
7617.602	R	18.90	0.30
7619.499	R	17.50	0.10
7619.517	R	17.30	0.10
7620.445	R	16.67	0.09
7622.459	R	15.18	0.06
7623.322	R	15.24	0.05
7623.348	R	15.23	0.04
7625.301	R	15.59	0.06
7625.329	R	15.54	0.06
7625.621	R	15.78	0.07
7626.306	R	15.71	0.06
7626.310	R	15.75	0.07
7626.586	R	15.82	0.06
7627.381	R	15.93	0.05
7627.419	R	15.89	0.05
7628.297	R	16.03	0.05
7628.316	R	16.01	0.05
7629.473	R	16.17	0.06
7630.392	R	16.26	0.06
7630.420	R	16.27	0.05
7631.296	R	16.34	0.09
7631.320	R	16.26	0.09
7631.631	R	16.47	0.09
7632.361	R	16.55	0.08
7633.295	R	16.30	0.10
7633.330	R	16.70	0.10
7634.306	R	16.90	0.10
7634.348	R	17.02	0.09

Table A1 continued

Table A1 (continued)

JD-2, 450, 000	Filter	Magnitude	Error
7635.482	R	17.32	0.08
7635.573	R	17.31	0.09
7636.313	R	17.40	0.15
7639.280	R	18.00	0.10
7639.316	R	18.20	0.15
7640.278	R	18.20	0.10
7640.316	R	18.20	0.10
7641.283	R	18.50	0.15
7641.308	R	18.50	0.15
7641.319	R	19.60	0.30
7642.296	R	19.10	0.20
7643.626	R	19.50	0.30
7644.269	R	19.40	0.30
7644.616	R	19.60	0.30
7645.375	R	19.80	0.40
7646.578	R	20.10	0.40
7654.333	R	20.30	0.40
7656.372	R	[20.50	
M31N 2016-08e			
7628.316	R	[20.50	
7630.420	R	19.30	0.30
7631.320	R	18.40	0.15
7631.410	R	18.50	0.05
7631.631	R	18.40	0.15
7632.361	R	18.00	0.10
7633.330	R	17.10	0.10
7634.306	R	17.60	0.10
7635.482	R	17.25	0.10
7636.313	R	17.30	0.10
7639.316	R	17.25	0.10
7640.316	R	17.30	0.10
7641.308	R	17.30	0.15
7643.270	R	17.30	0.15
7643.285	R	17.20	0.15
7644.269	R	17.30	0.10
7644.621	R	17.60	0.15
7646.578	R	17.80	0.15
7654.295	R	17.90	0.10
7656.372	R	18.50	0.15
7657.253	R	18.30	0.15
7658.256	R	18.30	0.15
7659.664	R	18.20	0.25
7660.641	R	18.30	0.15
7662.245	R	18.50	0.30
7663.289	R	18.60	0.20
7666.241	R	18.10	0.15
7669.272	R	18.30	0.15
7671.254	R	18.60	0.15
7678.291	R	17.90	0.15
7692.219	R	19.00	0.25
7693.653	R	19.30	0.30
7694.324	R	19.20	0.30

Table A1 continued

Table A1 (continued)

JD-2, 450, 000	Filter	Magnitude	Error
7696.202	R	19.10	0.30
7700.653	R	19.10	0.20
7706.213	R	19.30	0.20
7707.244	R	19.50	0.25
7713.194	R	19.60	0.30
7714.209	R	19.60	0.35
7715.196	R	19.70	0.25
7720.278	R	19.40	0.40
7721.326	R	19.40	0.30
7722.189	R	19.60	0.30
7725.423	R	19.80	0.30
7726.386	R	19.80	0.30
7727.238	R	19.30	0.40
7732.375	R	19.50	0.40
7739.212	R	19.60	0.30
7752.197	R	20.20	0.25
7755.338	R	19.40	0.40
7774.202	R	20.10	0.30
M31N 2016-09a			
7646.578	R	[21.40	
7652.348	R	[19.60	
7654.295	R	19.60	0.40
7654.333	R	19.90	0.40
7655.588	R	19.70	0.30
7656.372	R	19.10	0.30
7656.469	R	19.00	0.25
7656.660	R	18.90	0.25
7657.253	R	18.10	0.15
7657.441	R	17.90	0.10
7657.652	R	18.00	0.15
7658.256	R	17.50	0.10
7658.660	R	17.70	0.20
7659.246	R	17.70	0.15
7659.664	R	18.10	0.25
7660.325	R	18.80	0.25
7660.641	R	19.00	0.25
7661.248	R	18.70	0.20
7662.245	R	18.20	0.30
7663.289	R	18.70	0.20
7663.337	R	18.60	0.20
7666.241	R	18.30	0.25
7666.639	R	18.70	0.20
7669.272	R	18.90	0.30
7671.254	R	18.30	0.15
7671.282	R	18.30	0.15
7678.291	R	18.70	0.20
7678.306	R	18.70	0.20
7681.329	R	18.50	0.20
7692.219	R	18.80	0.30
7692.236	R	18.70	0.25
7693.653	R	18.50	0.30
7694.324	R	18.60	0.25

Table A1 continued

Table A1 (continued)

JD-2, 450, 000	Filter	Magnitude	Error
7696.272	R	19.00	0.25
7697.597	R	18.80	0.25
7698.259	R	18.60	0.25
7700.653	R	19.00	0.25
7703.606	R	19.30	0.15
7705.548	R	19.10	0.20
7706.213	R	19.30	0.25
7706.230	R	19.40	0.25
7707.229	R	19.20	0.25
7707.244	R	19.60	0.30
7713.194	R	19.20	0.35
7715.196	R	19.60	0.30
7715.224	R	19.60	0.25
7719.517	R	18.05	0.07
7720.278	R	17.70	0.15
7720.446	R	17.80	0.15
7721.326	R	18.30	0.20
7721.344	R	18.20	0.15
7722.189	R	18.10	0.15
7723.524	R	18.60	0.10
7725.423	R	19.30	0.30
7726.386	R	19.20	0.25
7727.238	R	18.50	0.25
7729.521	R	19.50	0.20
7732.375	R	19.00	0.30
7735.445	R	18.70	0.25
7739.212	R	19.00	0.25
7739.228	R	19.00	0.20
7739.548	R	19.10	0.20
7751.210	R	19.00	0.25
7752.197	R	19.40	0.30
7764.262	R	19.20	0.30
M31N 2016-09b			
7656.372	R	[21.10	
7657.661	R	19.60	0.50
7658.641	R	19.10	0.20
7658.660	R	19.40	0.30
7659.246	R	18.30	0.20
7659.398	R	18.02	0.08
7660.325	R	17.30	0.10
7661.248	R	17.50	0.10
7663.271	R	17.80	0.20
7666.624	R	17.30	0.10
7666.639	R	17.40	0.15
7669.258	R	17.80	0.15
7670.678	R	17.84	0.10
7671.237	R	18.10	0.15
7671.282	R	18.00	0.10
7678.277	R	18.00	0.10
7678.306	R	17.90	0.10
7681.329	R	18.20	0.15
7686.325	R	19.00	0.25

Table A1 continued

**Table A1** (*continued*)

JD-2, 450, 000	Filter	Magnitude	Error
7692.202	R	19.10	0.25
7692.236	R	19.20	0.20
7693.539	R	19.50	0.30
7694.346	R	19.40	0.30
7696.221	R	19.00	0.25
7696.272	R	19.20	0.20
7697.597	R	19.10	0.25
7698.259	R	19.20	0.25
7700.202	R	19.50	0.40
7702.358	R	19.30	0.30
7703.611	R	19.70	0.15
7705.551	R	19.50	0.15
7706.186	R	19.80	0.30
7706.230	R	20.10	0.30
7707.197	R	20.00	0.30
7713.181	R	19.40	0.30
7715.178	R	19.60	0.30
7720.259	R	19.60	0.30
7720.446	R	19.60	0.35
7721.238	R	19.70	0.35
7721.326	R	19.90	0.30
7722.178	R	[20.00	
7725.519	R	19.30	0.15
7726.172	R	19.60	0.30
M31N 2016-10a			
7663.271	R	[17.80	
7666.624	R	[17.30	
7669.258	R	19.10	0.30
7669.327	R	19.10	0.20
7670.678	R	19.10	0.15
7671.237	R	18.90	0.20
7678.277	R	19.10	0.25
7686.325	R	18.00	0.15
7692.202	R	17.90	0.10
7693.539	R	17.90	0.10
7694.346	R	17.70	0.10
7696.221	R	18.00	0.15
7700.202	R	18.30	0.20
7703.611	R	18.75	0.09
7705.551	R	18.61	0.07
7706.186	R	18.30	0.15
7707.197	R	18.20	0.10
7713.181	R	19.20	0.25
7714.193	R	19.30	0.30
7715.178	R	19.40	0.25
7720.259	R	18.80	0.20
7721.238	R	19.00	0.20
7722.178	R	18.80	0.20
7725.519	R	19.30	0.15
7726.172	R	19.30	0.20
7727.220	R	19.20	0.25
7732.361	R	20.60	0.40

**Table A1** *continued***Table A1** (*continued*)

JD-2, 450, 000	Filter	Magnitude	Error
7739.216	R	[20.20	
7751.236	R	20.70	0.40
7755.181	R	21.10	0.50
M31N 2016-10b			
7671.282	R	[19.80	
7678.291	R	16.87	0.09
7678.306	R	16.78	0.09
7681.329	R	16.71	0.08
7692.219	R	17.36	0.10
7692.236	R	17.40	0.10
7693.653	R	17.90	0.15
7694.346	R	17.90	0.15
7696.202	R	18.10	0.20
7696.272	R	18.10	0.15
7697.597	R	17.90	0.15
7698.259	R	18.00	0.15
7698.282	R	18.10	0.20
7700.653	R	18.20	0.20
7702.358	R	18.20	0.20
7703.606	R	18.50	0.10
7705.548	R	18.30	0.10
7706.213	R	18.60	0.20
7706.230	R	18.60	0.15
7707.229	R	18.40	0.15
7707.244	R	18.50	0.15
7713.194	R	18.60	0.20
7714.209	R	18.90	0.20
7715.196	R	18.90	0.20
7715.224	R	19.00	0.20
7719.517	R	19.30	0.20
7720.446	R	19.30	0.25
M31N 2016-10c			
7671.282	R	[18.90	
7678.291	R	16.60	0.20
7678.306	R	16.70	0.20
7681.329	R	17.50	0.40
7686.325	R	18.00	0.50
7692.219	R	17.60	0.50
7694.324	R	18.00	0.50
7703.606	R	18.80	0.25
7705.548	R	18.70	0.25
7719.517	R	19.30	0.50
M31N 2016-11a			
7694.357	R	[20.10	
7696.272	R	19.00	0.25
7697.597	R	16.60	0.10
7698.259	R	15.81	0.07
7700.202	R	16.31	0.08
7702.358	R	17.10	0.10

**Table A1** *continued*

Table A1 (continued)

JD-2, 450, 000	Filter	Magnitude	Error
7703.606	R	17.30	0.07
7705.548	R	17.47	0.05
7706.186	R	17.70	0.15
7706.230	R	17.90	0.15
7707.197	R	18.00	0.10
7707.229	R	18.06	0.10
7713.181	R	18.50	0.15
7714.193	R	18.40	0.20
7715.178	R	18.80	0.15
7715.224	R	18.70	0.20
7719.517	R	19.20	0.15
7720.446	R	19.00	0.25
7721.326	R	18.90	0.30
7722.178	R	19.00	0.25
7723.524	R	19.10	0.15
7726.172	R	19.10	0.25
7729.521	R	19.50	0.20
7739.548	R	19.90	0.20
M31N 2016-11b			
7719.517	R	[20.10	
7720.259	R	17.70	0.15
7720.446	R	17.20	0.10
7721.238	R	16.06	0.09
7721.326	R	16.03	0.05
7722.178	R	16.19	0.07
7723.524	R	16.42	0.04
7725.178	R	17.10	0.10
7726.172	R	17.20	0.10
7727.220	R	17.50	0.15
7729.521	R	17.95	0.10
7732.361	R	18.34	0.10
7735.359	R	18.50	0.20
7735.445	R	18.50	0.20
7739.216	R	18.90	0.20
7739.228	R	19.10	0.20
7740.545	R	19.30	0.20
7751.210	R	19.50	0.25
7751.236	R	19.50	0.20
7752.224	R	19.80	0.25
7752.366	R	19.40	0.25
7755.181	R	19.70	0.30
7773.225	R	19.90	0.30
7774.299	R	20.10	0.30
7774.359	R	20.10	0.30
7775.327	R	20.00	0.30
7783.330	R	20.30	0.35
7788.286	R	20.20	0.35
7788.304	R	20.10	0.35
7790.217	R	20.20	0.30
M31N 2016-12a			

Table A1 continued

Table A1 (continued)

JD-2, 450, 000	Filter	Magnitude	Error
<del>7735.359</del>	R	<del>17.20</del>	<del>0.08</del>
7735.445	R	17.25	0.09
7739.216	R	18.00	0.15
7739.228	R	18.07	0.09
7739.548	R	18.01	0.07
7740.545	R	17.92	0.07
7745.533	R	17.91	0.08
7749.506	R	18.40	0.15
7751.210	R	18.60	0.15
7751.236	R	18.40	0.15
7752.224	R	18.50	0.15
7752.366	R	18.40	0.15
7753.173	R	18.60	0.25
7755.181	R	18.60	0.15
7755.469	R	18.80	0.25
7759.280	R	18.90	0.20
7760.306	R	18.80	0.20
7760.401	R	18.70	0.25
7764.204	R	18.90	0.30
7764.262	R	18.90	0.20
7769.251	R	19.20	0.25
7772.201	R	19.40	0.30
7772.338	R	19.30	0.35
7773.205	R	19.50	0.25
7774.299	R	19.30	0.25
7774.359	R	19.50	0.25
7775.327	R	19.50	0.25
7776.435	R	19.20	0.30
7780.227	R	19.50	0.30
7781.318	R	19.00	0.25
7783.204	R	18.90	0.25
7783.330	R	19.00	0.20
7788.286	R	19.60	0.25
7788.304	R	19.40	0.25
7790.217	R	19.80	0.30
7806.266	R	19.50	0.40
M31N 2016-12b			
7735.359	R	18.50	0.20
7739.228	R	18.30	0.10
7749.506	R	18.60	0.20
7751.210	R	18.10	0.10
7752.366	R	17.60	0.10
7753.173	R	17.40	0.15
7755.469	R	18.40	0.15
7759.255	R	18.40	0.15
7760.401	R	18.10	0.15
7764.262	R	18.00	0.15
7772.201	R	18.70	0.20
7774.359	R	18.80	0.15
7776.435	R	18.50	0.20
7780.227	R	18.60	0.20
7783.330	R	18.70	0.20
7788.304	R	19.10	0.20

Table A1 continued

Table A1 (continued)

JD-2, 450, 000	Filter	Magnitude	Error
7798.328	R	19.40	0.30
7806.266	R	19.80	0.40
M31N 2016-12c			
7740.545	R	[20.10	
7745.533	R	16.73	0.08
7749.506	R	17.30	0.20
7751.210	R	17.30	0.15
7752.197	R	17.60	0.20
7752.366	R	17.50	0.20
7753.173	R	17.50	0.25
7755.469	R	17.80	0.25
7759.255	R	18.20	0.30
7760.265	R	18.20	0.30
7774.202	R	18.90	0.40
7774.359	R	19.00	0.40
7775.199	R	18.80	0.40
7781.209	R	19.30	0.40
7783.232	R	18.80	0.40
7783.330	R	18.80	0.40
7788.283	R	19.60	0.60
7788.304	R	19.40	0.60
7790.217	R	18.80	0.50
M31N 2016-12d			
7749.506	R	16.74	0.09
7751.210	R	16.15	0.06
7752.197	R	16.40	0.06
7752.366	R	16.56	0.08
7753.173	R	16.50	0.10
7755.338	R	16.50	0.10
7755.469	R	16.40	0.10
7756.370	R	16.09	0.03
7759.255	R	16.60	0.10
7759.304	R	16.50	0.10
7760.265	R	16.70	0.10
7760.401	R	16.80	0.10
7764.234	R	17.20	0.15
7764.262	R	17.40	0.15
7769.372	R	17.50	0.10
7772.201	R	17.80	0.15
7774.202	R	18.00	0.15
7774.359	R	18.00	0.15
7775.199	R	17.90	0.15
7776.435	R	17.80	0.15
7780.227	R	18.20	0.15
7781.209	R	18.20	0.15
7783.232	R	18.40	0.20
7783.330	R	18.30	0.20
7788.283	R	18.50	0.15
7788.304	R	18.60	0.15
7790.217	R	18.60	0.20

Table A1 continued

Table A1 (continued)

JD-2, 450, 000	Filter	Magnitude	Error
7798.248	R	19.10	0.25
7798.328	R	18.80	0.30
7806.266	R	19.30	0.30
M31N 2016-12e			
7751.236	R	17.34	0.08
7752.224	R	18.00	0.10
7755.181	R	18.40	0.15
7756.330	R	18.40	0.10
7759.280	R	18.80	0.15
7760.306	R	19.00	0.25
7764.204	R	19.10	0.30
7769.251	R	[20.00	
7773.225	R	[20.90	
M31N 2017-01a			
7760.401	R	[18.10	
7764.204	R	17.00	0.50
7764.234	R	16.70	0.60
7764.262	R	17.00	0.50
7769.372	R	17.70	0.50
7772.201	R	18.10	0.60
7774.202	R	18.40	0.60
7775.199	R	19.00	0.60
7781.209	R	18.90	0.60
7783.330	R	18.50	0.60
M31N 2017-01c			
7764.262	R	[20.30	
7769.251	R	19.60	0.30
7772.201	R	18.10	0.15
7772.338	R	18.10	0.15
7773.225	R	17.60	0.10
7774.299	R	17.28	0.09
7774.359	R	17.25	0.10
7775.327	R	16.90	0.10
7776.435	R	17.10	0.10
7780.227	R	17.30	0.15
7781.318	R	16.90	0.10
7783.204	R	15.92	0.07
7783.330	R	16.70	0.10
7788.286	R	15.98	0.07
7788.304	R	16.06	0.08
7790.217	R	16.50	0.10
7798.328	R	17.50	0.10
7798.265	R	17.60	0.10
7808.324	R	18.80	0.20
7809.287	R	[19.00	
M31N 2017-01d			
7769.372	R	[19.20	

Table A1 continued

Table A1 (continued)

JD-2, 450, 000	Filter	Magnitude	Error
7772.201	R	18.30	0.25
7773.205	R	17.50	0.15
7774.202	R	17.10	0.15
7774.359	R	17.10	0.15
7775.199	R	16.30	0.10
7776.435	R	16.65	0.10
7780.227	R	17.00	0.15
7781.209	R	17.20	0.15
7783.232	R	17.60	0.20
7783.330	R	17.70	0.20
7788.283	R	17.90	0.20
7788.304	R	18.10	0.20
7790.209	R	18.20	0.25
7798.248	R	18.50	0.40
7798.328	R	18.20	0.40
7806.266	R	19.00	0.50
M31N 2017-02a			
7801.268	R	[18.70	
7806.266	R	17.30	0.10
7806.317	R	17.40	0.15
7808.324	R	18.00	0.20
7809.287	R	18.30	0.20
7810.241	R	18.60	0.25
7811.239	R	18.80	0.25
7812.243	R	18.90	0.25
7814.254	R	18.90	0.30
7815.247	R	[18.90	
M31N 2017-03a			
7812.243	R	[19.20	
7814.254	R	18.10	0.15
7815.247	R	17.30	0.15
7816.270	R	17.00	0.15
7818.289	R	17.50	0.15
7823.296	R	17.80	0.15
7823.335	R	17.70	0.15
7824.270	R	18.10	0.20
7824.300	R	17.80	0.20
7825.296	R	18.30	0.20
7827.261	R	18.30	0.20
7827.313	R	18.40	0.20
7828.260	R	18.50	0.20
7829.263	R	18.40	0.20
7829.298	R	18.10	0.20
7838.285	R	18.50	0.30
7839.275	R	18.70	0.30
7840.275	R	19.20	0.30
7841.288	R	19.40	0.30
7853.633	R	18.90	0.40
M31N 2017-03b			

Table A1 continued

Table A1 (continued)

JD-2, 450, 000	Filter	Magnitude	Error
7815.247	R	[18.60	
7818.276	R	18.20	0.50
7818.289	R	18.10	0.50
7823.296	R	17.30	0.30
7823.320	R	17.20	0.30
7824.287	R	17.40	0.30
7824.300	R	17.30	0.30
7825.280	R	17.40	0.30
7827.261	R	17.70	0.30
7827.299	R	17.60	0.30
7828.260	R	17.70	0.30
7828.275	R	17.50	0.25
7829.281	R	17.70	0.30
7829.298	R	17.90	0.30
7838.285	R	18.70	0.40
7840.275	R	18.60	0.40
7841.275	R	19.00	0.50
M31N 2017-04b			
7853.633	R	[19.30	
7867.608	R	16.30	0.10
7868.595	R	16.60	0.10
7881.556	R	17.70	0.15
7881.588	R	17.80	0.15
7883.575	R	18.00	0.15
7884.564	R	18.00	0.15
7887.586	R	18.00	0.20
7891.564	R	18.40	0.20
7892.560	R	18.10	0.20
7895.546	R	18.40	0.15
7895.559	R	18.40	0.20
7899.549	R	18.70	0.20
7902.563	R	[19.00	
7906.558	R	19.00	0.30
7907.557	R	19.40	0.30
7909.566	R	19.60	0.40
7913.495	R	20.20	0.60
7915.491	R	19.90	0.50
7924.547	R	20.20	0.60
7924.559	R	20.70	0.50
M31N 2017-06a			
7907.557	R	[19.80	
7908.554	R	[18.60	
7909.566	R	18.10	0.15
7912.494	R	16.50	0.10
7912.544	R	16.50	0.10
7913.495	R	16.80	0.10
7913.550	R	16.80	0.10
7915.491	R	16.80	0.15
7915.507	R	16.80	0.15
7917.567	R	17.10	0.15

Table A1 continued

Table A1 (continued)

JD-2, 450, 000	Filter	Magnitude	Error
7918.543	R	17.00	0.15
7923.552	R	17.60	0.10
7924.547	R	17.60	0.15
7924.559	R	17.60	0.15
7925.542	R	17.50	0.20
7926.517	R	17.80	0.20
7929.559	R	18.00	0.20
7931.553	R	18.20	0.20
7932.561	R	17.40	0.15
7934.484	R	17.90	0.25
7934.496	R	18.00	0.30
7935.551	R	18.20	0.25
7938.532	R	18.40	0.25
7939.560	R	18.90	0.25
M31N 2017-08a			
8039.311	R	[20.00	
8040.539	R	18.80	0.15
8041.316	R	17.80	0.15
8042.369	R	17.50	0.10
8043.231	R	17.45	0.10
8047.229	R	18.10	0.15
8051.202	R	18.40	0.20
8052.218	R	18.50	0.20
8057.282	R	18.70	0.20
8061.658	R	19.10	0.25
8068.616	R	[19.40	
M31N 2017-10b			
8052.264	R	[19.70	
8057.260	R	17.70	0.20
8057.271	R	17.60	0.20
8061.593	R	17.30	0.15
8061.658	R	17.50	0.20
8068.589	R	17.70	0.20
8068.616	R	17.80	0.20
8072.208	R	18.70	0.25
8073.371	R	18.10	0.20
8074.282	R	18.10	0.15
8075.160	R	18.00	0.06
8080.218	R	18.70	0.20
8080.237	R	18.90	0.25
8081.361	R	18.90	0.25
8082.514	R	18.60	0.15
8098.531	R	19.40	0.20
8099.525	R	19.50	0.25
8100.534	R	18.90	0.20
8102.271	R	19.60	0.40
8104.500	R	20.30	0.40
8105.500	R	19.60	0.30
M31N 2017-11e			

Table A1 continued

Table A1 (continued)

JD-2, 450, 000	Filter	Magnitude	Error
8073.371	R	[19.80	
8074.282	R	16.40	0.10
8075.120	R	16.72	0.06
8080.218	R	19.10	0.25
8080.237	R	19.00	0.25
8081.361	R	19.20	0.25
8082.514	R	19.50	0.20
8098.531	R	20.40	0.30
8099.525	R	20.10	0.40
M31N 2017-12a			
8113.176	R	18.50	0.15
8113.216	R	18.60	0.15
8114.179	R	19.20	0.20
8114.198	R	19.30	0.20
8117.194	R	[19.80	
8123.255	R	[20.30	
M31N 2019-03a			
8550.346	R	[19.60	
8555.291	R	18.60	0.20
8556.267	R	18.00	0.20
8561.263	R	14.93	0.04
8561.301	R	14.91	0.05
8562.276	R	14.97	0.04
8562.286	R	14.94	0.05
8563.267	R	15.00	0.07
8563.290	R	15.15	0.08
8564.272	R	15.25	0.09
8565.264	R	15.18	0.05
8565.273	R	15.15	0.05
8572.277	R	16.96	0.10
8575.280	R	17.90	0.20
8578.643	R	18.50	0.20
M31N 2020-01b			
8876.225	R	[19.20	
8877.206	R	17.50	0.15
8878.234	R	17.40	0.15
8878.250	R	17.50	0.15
8879.460	R	18.00	0.30
8880.334	R	18.10	0.15
8885.247	R	18.80	0.25
8888.220	R	19.20	0.25
8888.244	R	19.10	0.30
8892.274	R	19.70	0.40
8895.299	R	[19.60	
M31N 2022-09a			
9830.376	R	[20.00	
9830.426	R	19.40	0.30

Table A1 continued



**Table A1** (*continued*)

JD-2, 450, 000	Filter	Magnitude	Error
9830.450	R	18.20	0.20
9830.472	R	18.00	0.15
9830.493	R	19.40	0.10
9831.308	R	17.80	0.15
9831.593	R	17.70	0.10
9834.292	R	18.40	0.15
9834.308	R	18.30	0.10
9834.343	R	18.10	0.15
9835.437	R	18.40	0.15
9835.462	R	18.40	0.15
9836.314	R	18.50	0.10
9836.335	R	18.50	0.10
9840.337	R	19.40	0.30
9844.422	R	19.90	0.50
9845.267	R	20.10	0.40
9845.313	R	20.50	0.40
M31N 2022-11b			
9894.453	R	[19.50	
9895.528	R	18.00	0.20
9895.577	R	17.20	0.15
9896.195	R	16.15	0.08
9896.208	R	16.13	0.07
9904.513	R	17.89	0.07
9905.515	R	18.11	0.09
9906.517	R	18.30	0.20
9907.517	R	18.70	0.25
9908.518	R	18.50	0.20
9909.521	R	18.60	0.25