

Quantum transport in randomized quantum graphs

Alison A. Silva^{1, a)}, D. Bazeia^{2, b)} and Fabiano M. Andrade^{1, 3, c)}

¹⁾Programa de Pós-Graduação em Ciências/Física, Universidade Estadual de Ponta Grossa, 84030-900 Ponta Grossa, Paraná, Brazil

²⁾Departamento de Física, Universidade Federal da Paraíba, 58051-900 João Pessoa, Paraíba, Brazil

³⁾Departamento de Matemática e Estatística, Universidade Estadual de Ponta Grossa, 84030-900 Ponta Grossa, Paraná, Brazil

(Dated: 23 December 2024)

This work deals with quantum transport in open quantum graphs. We consider the case of complete graphs on n vertices with an edge removed and attached to two leads to represent the entrance and exit channels, from where we calculate the transmission coefficient. We include the possibility of several vertices being connected or not and associate it with a randomization parameter p . To implement the calculation, we had to introduce the transmission coefficient of randomized quantum graphs (RQG), and we also proposed a procedure to obtain the exact and approximate but reliable results for such transmission coefficients. The main results show that the transport is importantly affected by the removal of connections between pairs of vertices, but they also indicate the presence of a region where the transmission is fully suppressed, even when the number of edge removal is not too small.

APL Quantum 1, 046126 (2024); doi: [10.1063/5.0239742](https://doi.org/10.1063/5.0239742)

I. INTRODUCTION

The present work aims to investigate how quantum transport in open quantum graphs is affected by a randomization of edges in a quantum graph. Our motivation is strongly connected with the randomization model introduced in¹, in which randomized graph states were proposed, and the fact that quantum mechanics provides interesting perspectives in the field of random networks and graphs^{2,3}, including the study of transport efficiency in noisy quantum networks⁴, and quantum search by quantum walks^{5,6}. It is also inspired by the previous investigations developed in Refs.^{7,8}, where transmission coefficients were obtained for several simple quantum graphs, unveiling interesting possibilities. In particular, it was shown that different compositions of simple graphs may interfere deeply with the output of the transmission coefficient, including the case where it vanishes, thus contributing to the construction of filters that block the quantum transport.

The subject is also motivated by the possibility of simulating quantum graphs experimentally employing microwave networks, as proposed sometime ago in Ref.⁹. This line of investigation and the results obtained in⁸ by considering simple quantum graphs described by regular triangles and squares have opened an interesting practical way of investigating quantum graphs as filters. The issue was recently considered in Refs.^{10,11}, unveiling interesting properties of graphs and networks that can effectively be regarded for manipulating quantum transport.

The interesting perspectives to consider quantum effects on random networks and graphs¹⁻³, together with the possibility of studying transport efficiency in noisy networks⁴, and the results on the use of quantum graphs as filters⁸, have motivated

us to investigate another interesting possibility concerning the case of simple graphs in the presence of imperfections. This is a hard task because there are several distinct effects that can be added to the family of imperfections, including damping, leakage, noise, etc. Here, however, we shall concentrate on the case of simple quantum graphs with random edges. This does not cover the many possibilities, but we hope it will certainly help us to take a step forward into the complex subject involving quantum transport in quantum graphs and networks.

To implement the investigation in the present work, we first deal with the methodology in Sec. II. There, we describe the three main issues, the first dealing with graphs, then with random graphs, and finally, the procedure to calculate the scattering amplitude in open quantum graphs. In Sec. III we introduce the concept of randomized quantum graphs (RQG), and in Sec. IV we explore this concept with several results obtained in the present work for the case of complete graphs on n vertices minus an edge, depicting and highlighting the most important ones. We focus on graphs similar to complete graphs because they represent the most connected simple graphs. Nonetheless, the methodology can be applied straightforwardly to other types of graphs. We finish the investigation in Sec. V, briefly reviewing the results obtained and including some possibilities of new directions of research.

II. METHODOLOGY

The main concern of this work is to calculate the scattering coefficient of open quantum graphs in the presence of randomized edges. Methodologically, we first discuss graphs, random graphs, scattering in open quantum graphs, and then we move on to deal with calculations involving the presence of random quantum graphs.

^{a)}Electronic mail: alisonantunesilva@gmail.com

^{b)}Electronic mail: bazeia@fisica.ufpb.br

^{c)}Electronic mail: fmandrade@uepg.br

A. Graphs

A graph $G = (V, E)$ is defined as a pair consisting of a finite set of vertices $V = \{v_1, \dots, v_n\}$ and a set of edges $E = \{e_1, \dots, e_l\}$ ¹². The order of a graph is the number of vertices denoted by $|V| = n$ and the size of the graph is the number of edges denoted by $|E| = l$. When a graph F is obtained from G by deleting edges in such a way that $V_F = V_G$, F is called a spanning subgraph of G . In this latter case, we say that F spans G , the topology of the graph is defined by its adjacency matrix $A(G)$, of dimension $n \times n$, whose elements are given by 1 if i is adjacent to j and 0 otherwise.

B. Random Graphs

Turning our attention to random graphs, there are two definitions of a random graph. One definition is the Erdős-Rényi model¹³, in which there are $\binom{C}{l}$ possible random graphs $G(n, l)$ having n vertices and l random edges with the same probability assigned to each edge. The second way to define a random graph is given by associating a probability p to connect each two vertices from n labeled vertices, and a probability $q = (1 - p)$ to not have a connection between them, or related to the break of the connection. This latter definition, as proposed by Gilbert¹⁴, is called $G(n, p)$ model, is easy to explore¹⁵ and will be employed in this work. The binomial distribution gives the connection between both models in the form

$$P_G = \binom{C}{l} p^l (1 - p)^{C-l}, \quad (1)$$

which gives the probability of obtaining a random graph on n vertices with exactly l edges¹⁶. It leads to the fact that every graph with exactly l edges has the same probability to exist; in this sense, the probability to get a random graph $G(n, p)$ could be obtained as a weighted sum of the probabilities of graphs obtained by the $G(n, l)$ randomization³.

In both models, all the possible edges (given by all the possible pairs of n vertices) are considered, i.e., going from an empty to a complete graph on n vertices, K_n . However, we can restrict the possible edges as the elements of the edge set from a target graph G . This approach allows us to study the removal of edges in this target graph G by choosing a set of edges $E_{F'} \subseteq E_G$ which will be removed, forming a subgraph F with the same vertices as G , but its edges set is $E_F = E_G \setminus E_{F'}$. In this way, there will be $\binom{|E_G|}{|E_{F'}|}$ possible random graphs with exactly $|E_F|$ edges. This allows us to define the target graph with randomized edge-removal as a subgraph F of G with the same number of vertices of G but with E_F edges. For the Gilbert model, we can also apply this concept of randomization of a target graph. Here, we can define the successful connections between the possible edges as the set E_F , while the failed connections as the set $E_{F'} = E_G \setminus E_F$. Thus, the probability of obtaining a subgraph F from G graph is given by

$$P_F = \binom{|E_G|}{|E_F|} p^{|E_F|} (1 - p)^{|E_G \setminus E_F|}, \quad (2)$$

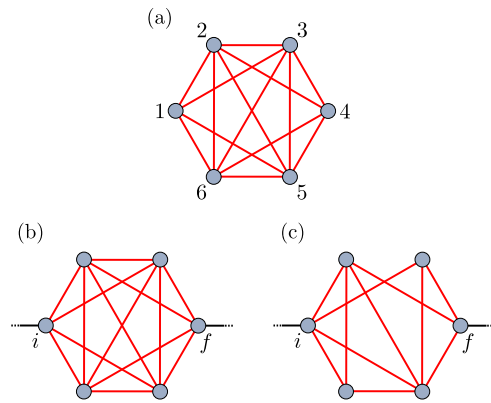


FIG. 1. (a) Closed quantum graph $\Gamma_{K_6^c}$ with 6 vertices and 14 edges, after removing the edge connecting the vertices 1 and 4. (b) The associated open quantum graph with 2 leads added, with $i = 1$ and $f = 4$ identify the entrance and exit scattering channels, respectively. (c) An example of a subgraph with 11 edges.

with p is the probability of the existence of an edge between two vertices.

C. Scattering in open quantum graphs

Quantum graphs have been studied in connection with Anderson transition in disordered wires^{17,18}, adiabatic transport¹⁹, quantum Hall systems²⁰, superlattices²¹, quantum wires²², and mesoscopic quantum systems²³⁻²⁷. The general analysis of the S-matrix was provided in²⁸. From a fundamental point of view, quantum graphs have become a powerful tool to study different aspects of quantum mechanics. For instance, to study band spectra properties in networks²⁹, the relation between periodic orbits and localization theory³⁰, and chaotic and diffusive scattering^{31,32}. The use of quantum graphs as models to study quantum chaos started with the works of Kottos and Smilansky^{33,34}. There, they analyzed the spectral statistics of some simple quantum graphs, showing that the spectra closely follow the prediction from the random matrix theory. An interesting result from the study of quantum graphs is the possibility of obtaining analytical solutions, even when they present chaotic behavior³⁵⁻³⁸. The spectral analysis of graphs is yet of current interest³⁹, and quantum graphs are strongly related to the concept of quantum walks⁴⁰, as discussed by Tanner in Ref.⁴¹. Since quantum walks are quantum versions of classical random walks, the case of classical random walks is also of interest. Moreover, since classical random walks are diffusive, diffusion in graphs and networks are also of current interest^{42,43}. Finally, we can mention that there are some reviews⁴⁴⁻⁴⁶ and a book⁴⁷ approaching different aspects and properties of quantum graphs.

To develop our investigation, it is of interest to recall that, mathematically, a simple quantum graph Γ_G consists of i) a metric graph Γ_G obtained from a graph G where we assign positive lengths $\ell_{e_j} \in (0, \infty)$ to each edge of the graph; ii)

a differential operator, H ; and iii) a set of boundary conditions (BCs) at the vertices of the quantum graph, which defines the individual scattering amplitudes at the vertices⁴⁷. In this sense, we may say that a quantum graph is a triple $\{\Gamma_G, H, BC\}$.

In this work, we consider the stationary free Schrödinger operator $H = -(\hbar^2/2m)d^2/dx^2$ on each edge, and use Neumann-Kirchhoff boundary conditions on the corresponding vertices^{47,48}. Then, to create an open quantum graph with c scattering channels, Γ_G^c , which is suitable for studying scattering problems, as required in the present work, we add c leads (semi-infinite edges) to its vertices (see Fig. 1 for an example with two leads, $c = 2$). The open quantum graph Γ_G^c then represents a scattering system with c scattering channels, which is characterized by the global energy dependent scattering matrix $\sigma_{\Gamma_G^c}^{(f,i)}(k)$, where, as usual, $k = \sqrt{2mE}/\hbar$ is the wave number, with i and f being the entrance and exit scattering channels, respectively.

A suitable method to deal with scattering problems in quantum mechanics is Green's functions⁴⁹. The Green's function method was applied to quantum graphs in Refs.^{32,46,50,51}. In this work, we shall follow the Green's function approach developed in Ref.⁵² to obtain the global scattering amplitudes $\sigma_{\Gamma_G^c}^{(f,i)}(k)$. The method is general and has been successfully used in several studies of transport in quantum graphs, as in Refs.^{7,8,53,54}, as well as for modeling the transport in filament switching⁵⁵ and here we introduce a new aspect by incorporating the randomization of edges. The exact scattering Green's function for a quantum particle of fixed wave number k , with initial position x_i in the lead e_i and final position x_f in the lead e_f can be obtained by using the adjacency matrix of the underlying graph⁵². Thus, the Green's function is written as

$$G_{\Gamma}(x_f, x_i; k) = \frac{m}{i\hbar^2 k} \sigma_{\Gamma_G^c}^{(f,i)}(k) e^{ik(x_i + x_f)}, \quad (3)$$

where

$$\sigma_{\Gamma_G^c}^{(f,i)}(k) = \sum_{j \in E_i} A_{ij} p_{ij}(k) t_j(k), \quad (4)$$

is the global transmission amplitude, with $p_{ij}(k)$ the family of paths between the vertices i and j , which are given by

$$p_{ij}(k) = z_{ij} p_{ji} r_j(k) + \sum_{\ell \in E_j^{jn}} z_{ij} A_{j\ell} p_{j\ell} t_\ell(k) + z_{ij} \delta_{jn} t_n(k), \quad (5)$$

with $z_{ij} = e^{ik\ell_{(i,j)}}$ and $\ell_{(i,j)}$ the length of the edge between vertices i and j . The family $p_{ji}(k)$ is given by the same expression above, but with the swapping of indices i and j . Then, in each vertex i we associated one $p_{ij}(k)$ for every $j \in E_i$, where E_i is the set of adjacent vertices of i . In the above equation, $r_i(k)$ and $t_i(k)$ are the individual reflection and transmission amplitudes, respectively, associated with the boundary conditions imposed at the vertex i . For Neumann-Kirchhoff boundary conditions, these individual quantum amplitudes are independent of k , and are explicitly given by $r_i = (2/d_i) - 1$ and $t_i = 2/d_i$, where d_i is degree of the vertex i .

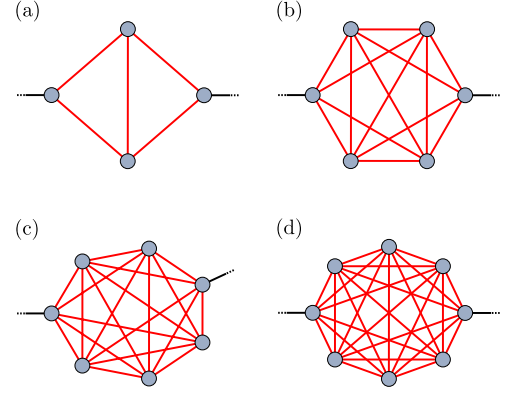


FIG. 2. The open quantum graphs $\Gamma_{K_n^c}^2$ with (a) $n = 4$ vertices, (b) $n = 6$ vertices, (c) $n = 7$ vertices, and (d) $n = 8$ vertices.

III. RANDOMIZED QUANTUM GRAPHS

To apply the concept of random graphs in the model of scattering in quantum graphs, we can define the randomized quantum graph (RQG) of a quantum graph Γ_G^c by taking all the possible subsets of edges from $E_{\Gamma_G^c}$, each one defining the set of edges of a quantum subgraph Γ_F^c from Γ_G^c . By comparing a quantum subgraph Γ_F^c with the larger original Γ_G^c , its characteristics as the metrics and BCs from the original quantum graph ought to be preserved, but it is possible to have modifications in the scattering amplitudes at the vertices due to the removal of edges and the change in the degree of the vertices. Similarly to graphs, we say that the quantum subgraph Γ_F^c spans the quantum graph Γ_G^c when Γ_F^c is obtained from Γ_G^c by deleting edges.

We can define the global scattering coefficients of an RQG with random edge removal by taking all the scattering probabilities for the same pair of input and output channels in all possible quantum subgraphs, leading to the following definition.

Definition III.1 (Exact transmission coefficient of a RQG). Let Γ_G^c be a quantum graph with c scattering channels. The exact transmission coefficient associated with the randomized quantum graph $R(\Gamma_G^c)$ is defined by

$$T_{R(\Gamma_G^c)}^{(f,i)}(k, p) = \sum_{\Gamma_F^c \text{ spans } \Gamma_G^c} p^{|\Gamma_F^c|} (1-p)^{|E_{\Gamma_G^c} \setminus \Gamma_F^c|} \left| \sigma_{\Gamma_F^c}^{(f,i)}(k) \right|^2, \quad (6)$$

in which p is the randomization parameter associated with the probability of the existence of an edge of the original quantum graph.

In the definition above, the number of quantum subgraphs will depend on the number of edges present in the original quantum graph. For instance, in the case of a complete quantum graph on n vertices, $\Gamma_{K_n}^c$, the number of quantum subgraphs is $2^{\binom{n}{2}}$. Thus, the number of subgraphs scales exponentially with the number of vertices and the application of Eq.

(6) can be hard to implement. To overcome this issue, here we propose a Monte Carlo method for calculating the scattering probabilities by taking an ensemble $\mathcal{S}_{|E_{\Gamma_F^c}|}$ of size $|\mathcal{S}_{|E_{\Gamma_F^c}|}$ of different quantum subgraphs Γ_F^c , each one having exactly $|E_{\Gamma_F^c}|$ random edges, and calculate the scattering amplitude of each subgraph. Then, we calculate the average value of these scattering coefficients,

$$\left| \overline{\sigma}_{|E_{\Gamma_F^c}|}^{(f,i)}(k) \right|^2 = \frac{1}{|\mathcal{S}_{|E_{\Gamma_F^c}|}|} \sum_{\Gamma_F^c \in \mathcal{S}_{|E_{\Gamma_F^c}|}} \left| \sigma_{\Gamma_F^c}^{(f,i)}(k) \right|^2. \quad (7)$$

The subgraphs of the ensemble are chosen uniformly and randomly among all the possible subgraphs Γ_F^c having exactly $|E_{\Gamma_F^c}|$ edges, without repetition and taking into account all the isomorphic subgraphs. We proceed in this manner as determining whether two subgraphs are isomorphic is a hard problem⁵⁶. Based on this, we propose an approximated method for calculating the transmission coefficient for RQG. The proof of the next statement is presented in the Appendix.

Proposition 1 (Approximated transmission coefficient for RQG). Let Γ_G^c be a quantum graph with c scattering channels and $\mathcal{S}_{|E_{\Gamma_F^c}|}$ the set of all subgraphs Γ_F^c of the quantum graph Γ_G^c with a given number of edges $|E_{\Gamma_F^c}|$. Take an ensemble $\mathcal{S}_{|E_{\Gamma_F^c}|} \subset \mathcal{S}_{|E_{\Gamma_F^c}|}$, of size $|\mathcal{S}_{|E_{\Gamma_F^c}|}|$ of quantum subgraphs Γ_F^c with a fixed number $|E_{\Gamma_F^c}|$ of edges and calculate the average scattering coefficient using Eq. (7). The approximated transmission coefficient associated with the randomized quantum graph $R(\Gamma_G^c)$ is

$$\mathcal{T}_{R(\Gamma_G^c)}^{(f,i)}(k, p) = \sum_{|E_{\Gamma_F^c}|=0}^{|E_{\Gamma_G^c}|} \binom{|E_{\Gamma_G^c}|}{|E_{\Gamma_F^c}|} p^{|E_{\Gamma_F^c}|} (1-p)^{|E_{\Gamma_G^c}| - |E_{\Gamma_F^c}|} \left| \overline{\sigma}_{|E_{\Gamma_F^c}|}^{(f,i)}(k) \right|^2. \quad (8)$$

As the ensembles grow larger, $\mathcal{T}_{R(\Gamma_G^c)}^{(f,i)}(k, p)$ converges even closer to $T_{R(\Gamma_G^c)}^{(f,i)}(k, p)$.

IV. RESULTS

To study the behavior of the scattering in RQG, we focus on the family of complete graphs on n vertices, K_n , but with the removal of the edge $e = \{i, f\}$, as illustrated in Fig. 1(a). The complete graph on n vertices with the edge e removed is denoted by $K_n^e = K_n \setminus e$. Moreover, to transform this graph into an open quantum graph with 2 scattering channels, defined as $\Gamma_{K_n^e}^2$, we have to associate lengths, and here we assign the same length ℓ on all edges. Also, we use Neumann-Kirchhoff boundary condition on all vertices and add two leads to the vertices i and f , the same vertices where we removed the connecting edge e ; see Fig. 1(b). This procedure ensures that all vertices have the same degree $n-1$, then the individual reflection and transmission amplitudes are $r = 2/(n-1) - 1$ and $t = 2/(n-1)$, respectively. In Fig. 2, we show some examples of the quantum graphs $\Gamma_{K_n^e}^2$ with $n = 4, 6, 7$ and 8.

Taking the quantum graph $\Gamma_{K_4^e}^2$ displayed in Fig. 2(a) as an example and as the number of quantum subgraphs are not so

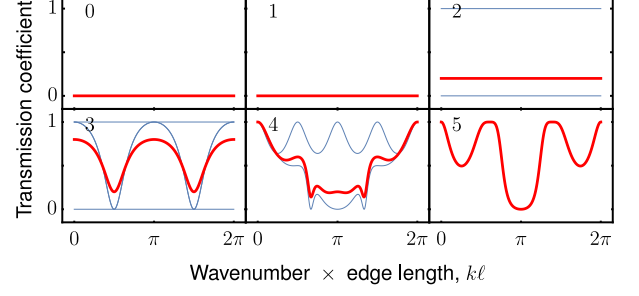


FIG. 3. Transmission coefficients of quantum subgraphs ensembles with 0 to 5 edges. The blue curves show the individual transmission coefficients of the subgraphs with a given number of edges, while the red curves represent the average transmission of the ensemble.

high, we can calculate the exact transmission for the randomized quantum graph $R(\Gamma_{K_4^e}^2)$ by evaluating the scattering transmission for all its quantum subgraphs, Eq. (6). The individual results are shown in Table I, where we identified 14 non-isomorphic quantum subgraphs and evaluated their number of isomorphisms and transmission amplitudes. These transmissions can be computed as a function of the number of edges. By grouping the graphs with the same number of edges and taking the average value of the scattering transmission, as defined in Eq. (7), we obtain the results presented in Fig. 3.

Thus, following Definition III.1 the scattering transmission for the randomized quantum graph $R(\Gamma_{K_4^e}^2)$ can be expressed as the summation of all possible subgraphs weighted by their probabilities as

$$\begin{aligned} T_{R(\Gamma_{K_4^e}^2)}(k, p) &= p^5 \left| \overline{\sigma}_{\Gamma_{K_4^e}^2}^{(f,i)}(k) \right|^2 \\ &+ p^4 (1-p) \left(4 \left| \sigma_{\Gamma_{K_4^e}^2}^{(f,i)}(k) \right|^2 + \left| \sigma_{\Gamma_{K_4^e}^2}^{(f,i)}(k) \right|^2 \right) \\ &+ p^3 (1-p)^2 \left(2 \left| \sigma_{\Gamma_{K_4^e}^2}^{(f,i)}(k) \right|^2 + 4 \left| \sigma_{\Gamma_{K_4^e}^2}^{(f,i)}(k) \right|^2 \right) \\ &+ p^3 (1-p)^2 \left(2 \left| \sigma_{\Gamma_{K_4^e}^2}^{(f,i)}(k) \right|^2 + 2 \left| \sigma_{\Gamma_{K_4^e}^2}^{(f,i)}(k) \right|^2 \right) \\ &+ p^2 (1-p)^3 \left(2 \left| \sigma_{\Gamma_{K_4^e}^2}^{(f,i)}(k) \right|^2 + 4 \left| \sigma_{\Gamma_{K_4^e}^2}^{(f,i)}(k) \right|^2 \right) \\ &+ p^2 (1-p)^3 \left(2 \left| \sigma_{\Gamma_{K_4^e}^2}^{(f,i)}(k) \right|^2 + 2 \left| \sigma_{\Gamma_{K_4^e}^2}^{(f,i)}(k) \right|^2 \right) \\ &+ p (1-p)^4 \left(4 \left| \sigma_{\Gamma_{K_4^e}^2}^{(f,i)}(k) \right|^2 + \left| \sigma_{\Gamma_{K_4^e}^2}^{(f,i)}(k) \right|^2 \right) \\ &+ (1-p)^5 \left| \sigma_{\Gamma_{K_4^e}^2}^{(f,i)}(k) \right|^2. \end{aligned} \quad (9)$$

The corresponding expressions for the transmission amplitudes are presented in Table I. This allows us to evaluate the exact transmission probability for the RQG as a function of

TABLE I. Non-isomorphic quantum subgraphs from $\Gamma_{K_4^e}^2$, its number of edges l , its number of isomorphic subgraphs (NIS) in the ensemble, and the probability associated with the number of edges and the corresponding transmission amplitudes. In the transmission $z = e^{ik\ell}$.

Subgraph	l	NIS	Probability	Transmission Amplitude $\sigma_{\Gamma_F^2}^{(f,i)}(k)$
	5	1	p^5	$\frac{16(1+z)z^2}{27+9z+6z^2-6z^3-z^4-3z^5}$
	4	4	$p^4(1-p)$	$\frac{4(1+2z+2z^2+z^3)z^2}{9+9z+8z^2-z^4-z^5}$
	4	1	$p^4(1-p)$	$\frac{8z^2}{9-z^4}$
	3	2	$p^3(1-p)^2$	z^3
	3	4	$p^3(1-p)^2$	$\frac{2(1+z^2)z^2}{3+z^2}$
	3	2	$p^3(1-p)^2$	$\frac{2(1+z^2)z^2}{3+z^2}$
	3	2	$p^3(1-p)^2$	0
	2	2	$p^2(1-p)^3$	z^2
	2	4	$p^2(1-p)^3$	0
	2	2	$p^2(1-p)^3$	0
	2	2	$p^2(1-p)^3$	0
	1	4	$p(1-p)^4$	0
	1	1	$p(1-p)^4$	0
	0	1	$(1-p)^5$	0

$k\ell$, the wavenumber \times edge length, and the randomization parameter p , as illustrated in Fig. 4.

To compare the exact and the approximated transmission coefficients, now we consider a more complex case, the complete quantum graph minus an edge with $n = 6$, K_6^e . For K_6^e , there are $2^{14} = 16384$ possible subgraphs, which must be considered for the exact calculation. In Fig. 5, the background plots (blue curves) represent all the 16384 transmission probabilities for the quantum subgraphs of $\Gamma_{K_6^e}^2$. The red curves represent the average values of the transmission for a given number of edges [Eq. (8)], and the thin black curves represent the approximate average values of the transmission by considering ensembles with the same number of edges with up to 250 quantum subgraphs. Finally, the result obtained for

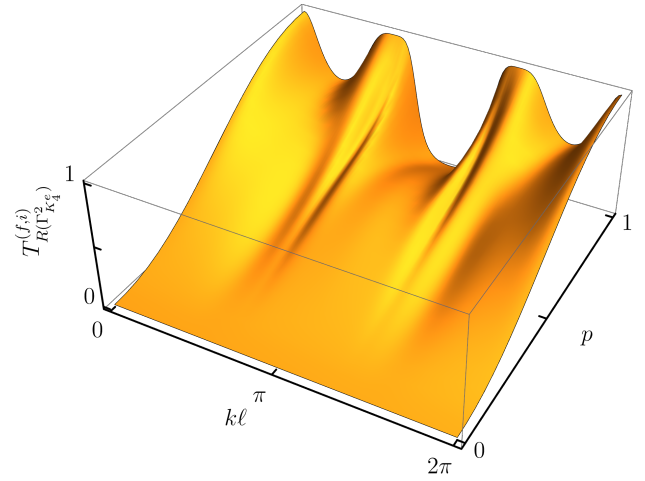


FIG. 4. The exact transmission coefficient for the RQG $R(\Gamma_{K_4^e}^2)$ as function of the wavenumber \times edge length $k\ell$ and randomization parameter p .

the approximated scattering transmission probability considering these ensembles, which depend on the number of edges present in the quantum subgraph is shown in Fig. 6. Also, we calculated the exact transmission coefficient for this randomized quantum graph, and the results are almost indistinguishable from the approximated one, displaying a maximum error of 2.3%. This is an indication that our method is adequate.

Some characteristics of these results that can be highlighted are: i) the transmission is periodic, so we concentrate on the interval $0 \leq k\ell \leq 2\pi$; ii) the transmission vanishes for all $k\ell$ when the number of edges $|E_{\Gamma_F^2}|$ is less than or equal to 1, which is expected as in this case, there is no direct connection between the input and the output channels, so the graph requires at least two edges to induce transmission; iii) for $|E_{\Gamma_F^2}| = 2$, due to the Neumann-Kirchhoff boundary conditions, either the signal is fully transmitted or there is no transmission at all; iv) for $k\ell = \pi$, we notice that there is transmission only in the interval of $2 \leq |E_{\Gamma_F^2}| \leq 9$, where the maximum transmission of the ensemble is reached when 9 edges are removed; v) the transmission probability displays a band of full suppression in the region around $k\ell = \pi$, even when one removes up to 4 edges due to destructive interference in the transmission. This is a significant result, informing us about the resilience of the quantum graph at this region, which allows us to suggest that the graph can still be used as a filter even in the presence of some noise of imperfections, i.e., by edge removals. With these average values of transmission coefficients, we use Eq. (8) in Proposition 1. Working in this direction, we have obtained the results displayed in Fig. 6.

Furthermore, we can also evaluate the transmission coefficients for a given value of $k\ell$ for each one of the cases shown in Fig. 5, as a function of the number of edges of the graph. As an example, in Fig. 7 we show the values of the scattering coefficients for $k\ell = \pi/8$ together with the corresponding average values, depicted with black dots, with the dashed black line used to guide the eye. These average values can also

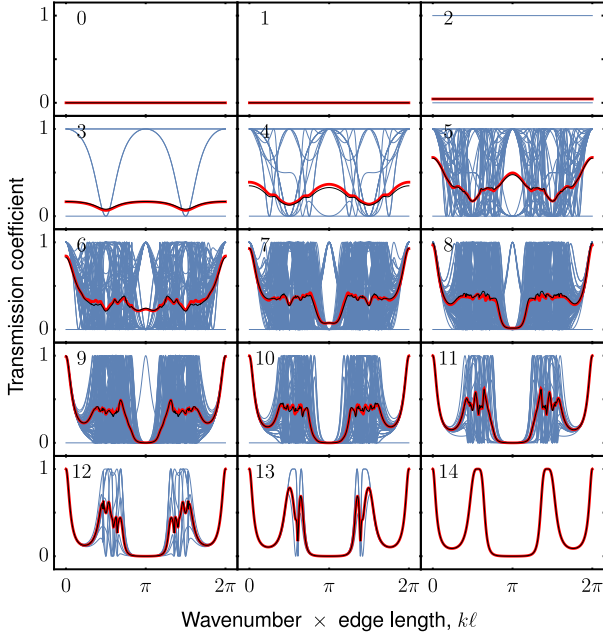


FIG. 5. Transmission coefficients of ensembles of quantum subgraphs Γ_F^2 of the quantum graph $\Gamma_{K_6}^2$ with $|E_{\Gamma_F^2}| = 0, 1, \dots, 14$. The blue curves in the background show the transmissions coefficients of the corresponding subgraphs, while the red curves represent the average transmission of the corresponding ensembles and the thin black lines show the average value of transmission by taking up to 250 Monte Carlo samples of subgraphs from the ensemble.

be combined using Proposition 1 to allow us to analyze this global behavior as a function of the probability or randomization parameter p for the RQG scattering coefficient calculation. The result is illustrated in Fig. 8 for the RQGs $R(\Gamma_{K_6}^2)$, $R(\Gamma_{K_7}^2)$, and $R(\Gamma_{K_8}^2)$.

TABLE II. Values of the randomization parameter at the maximum of the approximated transmission probability for the RQGs of Figs. 8 and 10.

n	p_m	$\mathcal{T}_{R(\Gamma_{K_n}^2)}^{(f,i)}(\pi/8, p_m)$	n	p_m	$\mathcal{T}_{R(\Gamma_{K_n}^2)}^{(f,i)}(\pi, p_m)$
6	0.458	0.436	6	0.334	0.259
7	0.365	0.358	7	0.271	0.239
8	0.305	0.307	8	0.233	0.223

While evaluating the transmission probability for different quantum subgraphs with different numbers of edges, we noticed that the values obtained at $k\ell = \pi$ were either 0 or 1. Based on this, we evaluated the distribution of values 0 and 1 in each ensemble at this value of $k\ell$. In Fig. 9 we present the approximated transmission probability in the ensembles considered for each number of edges. This behavior is also obtained in other complete quantum graphs minus an edge with a larger number of vertices, as shown in Fig. 10, where we

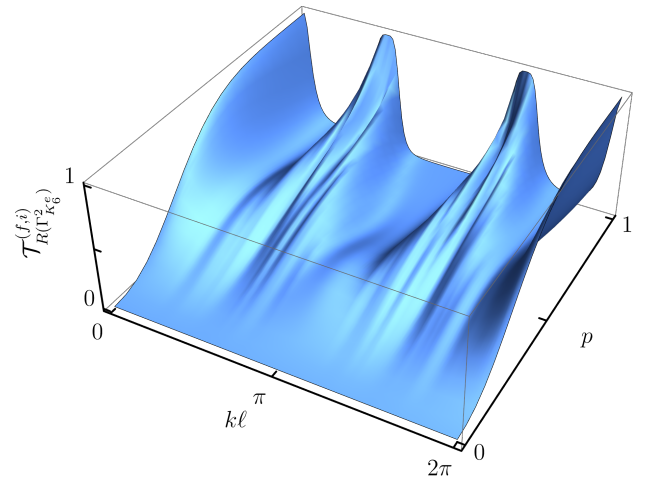


FIG. 6. Approximated transmission coefficient for the RQG $R(\Gamma_{K_6}^2)$ as function of the wavenumber \times edge length $k\ell$ and randomization parameter p .

considered the RQG $R(\Gamma_{K_6}^2)$, $R(\Gamma_{K_7}^2)$ and $R(\Gamma_{K_8}^2)$. The results show that the maximum value of the transmission is shifted to the left as we increase the number of vertices. We can also observe in Figs. 8 and 10 that the transmission is not monotonic as a function of p , then it is possible to find the value of the randomization parameter, p_m , in which the transmission is maximum and larger than the transmission for $p = 1.0$. This shows that RQGs can have larger transmission probabilities when compared with deterministic quantum graphs (for $p = 1.0$). In Table II we show the values of p_m and the associated transmission probabilities for the RQGs of Figs. 8 and 10. This is an interesting feature that represents an advantage of using RQGs at some values of $k\ell$.

V. ENDING COMMENTS

In this work, we have investigated different aspects of the quantum transport associated with randomized quantum

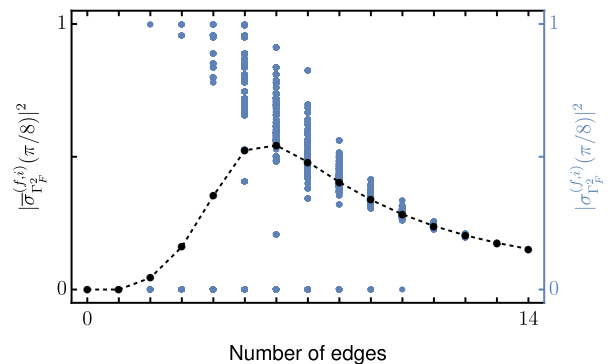


FIG. 7. The average transmission for the quantum graph $\Gamma_{K_6}^2$ at $k\ell = \pi/8$ as a function of the number of edges

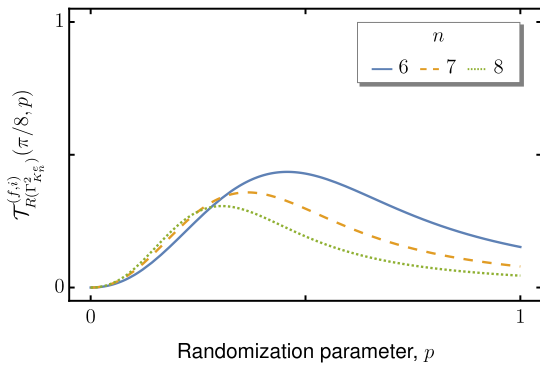


FIG. 8. Approximated transmission coefficient for the RQGs $R(\Gamma_{K_6}^2)$, $R(\Gamma_{K_7}^2)$ and $R(\Gamma_{K_8}^2)$, for $k\ell = \pi/8$, as a function of the randomization parameter p .

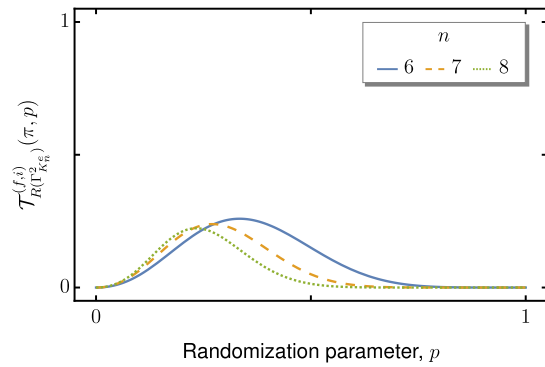


FIG. 10. Approximated transmission coefficient for the RQGs $R(\Gamma_{K_6}^2)$, $R(\Gamma_{K_7}^2)$ and $R(\Gamma_{K_8}^2)$, for $k\ell = \pi$, as a function of the randomization parameter p .

graphs. We considered the interesting possibility that random edges in quantum graphs are taken into account, defining the randomized quantum graphs. The study is implemented following the methodology developed in Sec. III, and the calculations are described under the procedure illustrated in Fig. 1. The main results are shown in Figs. 5, 6, 7, 8, 9 and 10, with a specific emphasis is given to the complete graph minus an edge for $n = 6$ vertices.

As the number of subgraphs scales exponentially with the number n of vertices, we proposed a Monte Carlos method that gives robust results; this was explicitly shown in the complete quantum graph minus an edge with $n = 6$ vertices, where the approximate calculation has a maximum error of 2.3%, being almost indistinguishable from the exact result. This indicates that the quantum graphs approached in this work, our methodology will give even better results when one increases the number of edges in the quantum graph. With this motivation, we also studied distinct aspects of the complete quantum graphs minus an edge $\Gamma_{K_7}^2$ and $\Gamma_{K_8}^2$, as we displayed in Figs. 8 and 10. The results show that the transmission depends on the randomization parameter p , with the corresponding maximum value of the transmission decreasing as one increases n .

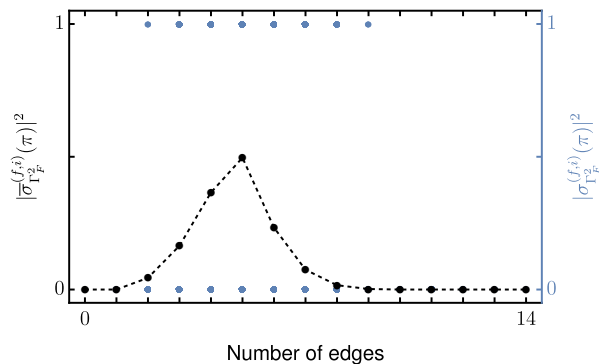


FIG. 9. The average transmission for the quantum graph $\Gamma_{K_6}^2$ at $k\ell = \pi$, as a function of the number of edges.

We have identified an interesting behavior in the transmission, which is entirely suppressed for the incoming signal in the region around $k\ell = \pi$, in the presence of edge removal, even when the removal is not too small. This suggests that the use of quantum graphs as filters may possess robust practical importance, yet in the presence of noise or imperfections, here considered as edge removal, showing that the system is resilient to this kind of imperfection in this region. In Table II we shown that RQGs can have transmission probabilities for $0 < p < 1$ that is higher than deterministic graphs, which occurs when $p = 1$. It can also motivate research on other types of quantum graphs and the possibility of using different edge lengths or dressed quantum graphs. The way the randomization of quantum graphs is defined here also allows us to randomize a given set of edges of the graph instead of all edges of the graph, letting us study the introduction of defects in some parts of the graph in a way similar to the modifications considered in⁵⁷, e.g., in a given graph, some edges can be added or removed randomly, and this enables the study of the impact of the presence of these random edges in the transmission probability. These and other generalizations will be reported in future works.

ACKNOWLEDGMENTS

This work was partially supported by Coordenação de Aperfeiçoamento de Pessoal de Nível Superior (CAPES, Finance Code 001). It was also supported by Conselho Nacional de Desenvolvimento Científico Tecnológico, Instituto Nacional de Ciência e Tecnologia de Informação Quântica (INCT-IQ), and Paraíba State Research Foundation (FAPESQ-PB, Grant 0015/2019). DB and FMA also acknowledge financial support by CNPq Grants 303469/2019-6 (DB) and 313124/2023-0 (FMA).

Appendix: Validation of Proposition 1

Proof. The Proposition 1 can be proofed as follows: Substituting Eq. (7) in Eq. (8) the approximated transmission probability can be rewritten as

$$\begin{aligned} \mathcal{T}_{R(\Gamma_G^c)}^{(f,i)}(k, p) &= \sum_{|E_{\Gamma_F^c}|=0}^{|E_{\Gamma_G^c}|} \binom{|E_{\Gamma_G^c}|}{|E_{\Gamma_F^c}|} p^{|E_{\Gamma_F^c}|} (1-p)^{|E_{\Gamma_G^c} \setminus E_{\Gamma_F^c}|} \\ &\times \frac{1}{|S_{|E_{\Gamma_F^c}|}|} \sum_{\Gamma_F^c \in \mathbb{S}_{|E_{\Gamma_F^c}|}} \left| \sigma_{\Gamma_F^c}^{(f,i)}(k) \right|^2. \end{aligned} \quad (\text{A.1})$$

Being $\mathbb{S}_{|E_{\Gamma_F^c}|}$ the set of all subgraphs Γ_F^c with number of edges $|E_{\Gamma_F^c}|$, when

$$|S_{|E_{\Gamma_F^c}|}| \rightarrow |\mathbb{S}_{|E_{\Gamma_F^c}|}| = \binom{|E_{\Gamma_G^c}|}{|E_{\Gamma_F^c}|}, \quad (\text{A.2})$$

we have

$$\mathcal{T}_{R(\Gamma_G^c)}^{(f,i)}(k, p) = \sum_{|E_{\Gamma_F^c}|=0}^{|E_{\Gamma_G^c}|} p^{|E_{\Gamma_F^c}|} (1-p)^{|E_{\Gamma_G^c} \setminus E_{\Gamma_F^c}|} \sum_{\Gamma_F^c \in \mathbb{S}_{|E_{\Gamma_F^c}|}} \left| \sigma_{\Gamma_F^c}^{(f,i)}(k) \right|^2. \quad (\text{A.3})$$

The first sum over the number of edges in the quantum subgraphs Γ_F^c , and the second one over all the possible quantum subgraphs with a given number of edges $E_{\Gamma_F^c}$, is equivalent to the sum over all the spanning subgraphs of Γ_G^c . Then, in the limit given by (A.2) we have

$$\begin{aligned} \mathcal{T}_{R(\Gamma_G^c)}^{(f,i)}(k, p) &= \sum_{\Gamma_F^c \text{ spans } \Gamma_G^c} p^{|E_{\Gamma_F^c}|} (1-p)^{|E_{\Gamma_G^c} \setminus E_{\Gamma_F^c}|} \left| \sigma_{\Gamma_F^c}^{(f,i)}(k) \right|^2 \\ &= T_{R(\Gamma_G^c)}^{(f,i)}(k, p). \end{aligned} \quad (\text{A.4})$$

□

- ¹J.-Y. Wu, M. Rossi, H. Kampermann, S. Severini, L. C. Kwek, C. Macchiavello, and D. Bruß, "Randomized graph states and their entanglement properties," *Phys. Rev. A* **89**, 052335 (2014).
- ²S. Perseguers, M. Lewenstein, A. Acín, and J. I. Cirac, "Quantum random networks," *Nat. Phys.* **6**, 539–543 (2010).
- ³A. Chirvasitu and M. Wasilewski, "Random quantum graphs," *Trans. Amer. Math. Soc.* **375**, 3061–3087 (2022).
- ⁴A. Kurt, M. A. Rossi, and J. Piilo, "Quantum transport efficiency in noisy random-removal and small-world networks," *J. Phys. A: Math. Theor.* **56**, 145301 (2023).
- ⁵S. Chakraborty, L. Novo, S. Di Giorgio, and Y. Omar, "Optimal quantum spatial search on random temporal networks," *Phys. Rev. Lett.* **119**, 220503 (2017).
- ⁶S. Chakraborty, L. Novo, A. Ambainis, and Y. Omar, "Spatial search by quantum walk is optimal for almost all graphs," *Phys. Rev. Lett.* **116**, 100501 (2016).
- ⁷A. Drinko, F. M. Andrade, and D. Bazeia, "Narrow peaks of full transmission in simple quantum graphs," *Phys. Rev. A* **100**, 062117 (2019).
- ⁸A. Drinko, F. M. Andrade, and D. Bazeia, "Simple quantum graphs proposal for quantum devices," *Eur. Phys. J. Plus* **135**, 451 (2020).
- ⁹O. Hul, S. Bauch, P. Pakoński, N. Savitsky, K. Życzkowski, and L. Sirko, "Experimental simulation of quantum graphs by microwave networks," *Phys. Rev. E* **69**, 056205– (2004).

- ¹⁰B. U. Haq, S. AlFaify, and R. Ahmed, "Thermoelectric properties of the hexagonal- and square-shaped monolayers of ZnO," *Eur. Phys. J. Plus* **136**, 794 (2021).
- ¹¹A. Akhshani, M. Białous, and L. Sirko, "Quantum graphs and microwave networks as narrow-band filters for quantum and microwave devices," *Phys. Rev. E* **108**, 034219 (2023).
- ¹²R. Diestel, *Graph Theory*, 4th ed., Graduate Texts in Mathematics Vol. 173 (Springer, 2010).
- ¹³P. Erdős and A. Rényi, "On random graphs," *Publ. Math* **6**, 290–297 (1959).
- ¹⁴E. N. Gilbert, "Random graphs," *The Annals of Mathematical Statistics* **30**, 1141–1144 (1959).
- ¹⁵A.-L. Barabasi, *Network Science* (Cambridge University Pr., 2016).
- ¹⁶A.-L. Barabási, "Network science," *Philos. Trans. R. Soc. Math. Phys. Eng. Sci.* **371**, 20120375 (2013).
- ¹⁷B. Shapiro, "Renormalization-group transformation for the anderson transition," *Phys. Rev. Lett.* **48**, 823 (1982).
- ¹⁸B. Shapiro, "Quantum conduction on a Cayley tree," *Phys. Rev. Lett.* **50**, 747 (1983).
- ¹⁹J. Avron and L. Sadun, "Adiabatic quantum transport in networks with macroscopic components," *Ann. Phys. (NY)* **206**, 440–493 (1991).
- ²⁰R. Klesse and M. Metzler, "Spectral compressibility at the metal-insulator transition of the quantum hall effect," *Phys. Rev. Lett.* **79**, 721 (1997).
- ²¹J. Vidal, G. Montambaux, and B. Douçot, "Transmission through quantum networks," *Phys. Rev. B* **62**, R16294 (2000).
- ²²P. Exner, "Contact interactions on graph superlattices," *J. Phys. A: Math. Gen.* **29**, 87 (1996).
- ²³M. Büttiker, Y. Imry, and M. Y. Azbel, "Quantum oscillations in one-dimensional normal-metal rings," *Phys. Rev. A* **30**, 1982 (1984).
- ²⁴D. Kowal, U. Sivan, O. Entin-Wohlman, and Y. Imry, "Transmission through multiply-connected wire systems," *Phys. Rev. B* **42**, 9009 (1990).
- ²⁵C. Texier and G. Montambaux, "Weak localization in multiterminal networks of diffusive wires," *Phys. Rev. Lett.* **92**, 186801 (2004).
- ²⁶C. Texier and G. Montambaux, "Dephasing due to electron-electron interaction in a diffusive ring," *Phys. Rev. B* **72**, 115327 (2005).
- ²⁷C. Texier and G. Montambaux, "Quantum oscillations in mesoscopic rings and anomalous diffusion," *J. Phys. A* **38**, 3455 (2005).
- ²⁸C. Texier and G. Montambaux, "Scattering theory on graphs," *J. Phys. A: Math. Gen.* **34**, 10307 (2001).
- ²⁹P. Exner, "Lattice kronig-penney models," *Phys. Rev. Lett.* **74**, 3503 (1995).
- ³⁰H. Schanz and U. Smilansky, "Periodic-orbit theory of anderson localization on graphs," *Phys. Rev. Lett.* **84**, 1427 (2000).
- ³¹T. Kottos and U. Smilansky, "Chaotic scattering on graphs," *Phys. Rev. Lett.* **85**, 968 (2000).
- ³²F. Barra and P. Gaspard, "Transport and dynamics on open quantum graphs," *Phys. Rev. E* **65**, 016205 (2001).
- ³³T. Kottos and U. Smilansky, "Quantum chaos on graphs," *Phys. Rev. Lett.* **79**, 4794 (1997).
- ³⁴T. Kottos and U. Smilansky, "Periodic orbit theory and spectral statistics for quantum graphs," *Ann. Phys. (NY)* **274**, 76–124 (1999).
- ³⁵R. Blümel, Y. Dabaghian, and R. V. Jensen, "Explicitly solvable cases of one-dimensional quantum chaos," *Phys. Rev. Lett.* **88**, 044101 (2002).
- ³⁶R. Blümel, Y. Dabaghian, and R. V. Jensen, "Exact, convergent periodic-orbit expansions of individual energy eigenvalues of regular quantum graphs," *Phys. Rev. E* **65**, 046222 (2002).
- ³⁷T. Kottos and H. Schanz, "Quantum graphs: a model for quantum chaos," *Physica E* **9**, 523 (2001).
- ³⁸L. Kaplan, "Eigenstate structure in graphs and disordered lattices," *Phys. Rev. E* **64**, 036225 (2001).
- ³⁹D. M. Mateos, F. Morana, and H. Aïmar, "A graph complexity measure based on the spectral analysis of the Laplace operator," *Chaos Solitons Fract.* **156**, 111817 (2022).
- ⁴⁰J. Kempe, "Quantum random walks: an introductory overview," *Contemp. Phys.* **44**, 307 (2003).
- ⁴¹G. K. Tanner, "From quantum graphs to quantum random walks," in *Non-Linear Dynamics and Fundamental Interactions*, Vol. 213 (Springer-Verlag, 2006) Chap. From quantum graphs to quantum random walks, pp. 69–87.
- ⁴²F. Diaz-Diaz and E. Estrada, "Time and space generalized diffusion equation on graph/networks," *Chaos Solitons Fract.* **156**, 111791 (2022).

- ⁴³M. Galiceanu and W. T. Strunz, “Quantum transport on multilayer generalized scale-free networks,” *Phys. Scr.* **99**, 035120 (2024).
- ⁴⁴A. Comtet, J. Desbois, and C. Texier, “Functionals of brownian motion, localization and metric graphs,” *J. Phys. A: Math. Gen.* **38**, R341 (2005).
- ⁴⁵S. Gnuzmann and U. Smilansky, “Quantum graphs: Applications to quantum chaos and universal spectral statistics,” *Adv. Phys.* **55**, 527 (2006).
- ⁴⁶F. M. Andrade, A. G. M. Schmidt, E. Vicentini, B. K. Cheng, and M. G. E. da Luz, “Green’s function approach for quantum graphs: an overview,” *Phys. Rep.* **647**, 1–46 (2016).
- ⁴⁷G. Berkolaiko and P. Kuchment, *Introduction to Quantum Graphs*, Mathematical Surveys and Monographs, Vol. 186 (American Mathematical Society, Providence, RI, 2013).
- ⁴⁸G. Berkolaiko, “An elementary introduction to quantum graphs,” in *Geometric and Computational Spectral Theory* (American Mathematical Society, 2017) pp. 41–72.
- ⁴⁹E. N. Economou, *Green’s Functions In Quantum Physics*, 3rd ed. (Springer-Verlag, Germany, 2006).
- ⁵⁰A. G. M. Schmidt, B. K. Cheng, and M. G. E. da Luz, “Green function approach for general quantum graphs,” *J. Phys. A: Math. Gen.* **36**, L545 (2003).
- ⁵¹T. Lawrie, S. Gnuzmann, and G. Tanner, “Closed form expressions for the green’s function of a quantum graph—a scattering approach,” *J. Phys. A: Math. Theor.* **56**, 475202 (2023).
- ⁵²F. M. Andrade and S. Severini, “Unitary equivalence between the Green’s function and Schrödinger approaches for quantum graphs,” *Phys. Rev. A* **98**, 062107 (2018).
- ⁵³A. A. Silva, F. M. Andrade, and D. Bazeia, “Average scattering entropy of quantum graphs,” *Phys. Rev. A* **103**, 062208 (2021).
- ⁵⁴A. A. Silva, F. M. Andrade, and D. Bazeia, “Average scattering entropy for periodic, aperiodic and random distribution of vertices in simple quantum graphs,” *Phys. E* **141**, 115217 (2022).
- ⁵⁵A. A. Silva, F. M. Andrade, and F. Caravelli, “Quantum graph models for transport in filamentary switching,” arXiv (2024), arXiv:2404.06628.
- ⁵⁶M. Grohe and P. Schweitzer, “The graph isomorphism problem,” *Commun. ACM* **63**, 128–134 (2020).
- ⁵⁷O. Farooq, A. Akhshani, M. Białous, S. Bauch, M. Ławniczak, and L. Sirko, “Investigation of the generalized Euler characteristic of graphs and microwave networks split at edges and vertices,” *Phys. Scr.* **98**, 024005 (2023).