

Charmonium Transport in Ultra-Relativistic Heavy-Ion Collisions at the LHC

Biaogang Wu^{1,*} , Ralf Rapp¹ 

¹ Cyclotron Institute and Department of Physics and Astronomy, Texas A&M University, College Station, TX 77843-3366, USA; bgwu@tamu.edu (B.W.); rapp@comp.tamu.edu (R.R.)

* Correspondence: bgwu@tamu.edu;

Abstract: We provide an update on our semi-classical transport approach for quarkonium production in high-energy heavy-ion collisions, focusing on J/ψ and $\psi(2S)$ mesons in 5.02 TeV Pb-Pb collisions at the Large Hadron Collider (LHC) at both forward and mid-rapidity. In particular, we employ the most recent charm-production cross sections reported in pp collisions, which are pivotal for the magnitude of the regeneration contribution, and their modifications due to cold-nuclear-matter (CNM) effects. Multi-differential observables are calculated in terms of nuclear modification factors as a function of centrality, transverse momentum, and rapidity, including the contributions from bottom-decay feeddown. For our predictions for $\psi(2S)$ production, the mechanism of sequential regeneration relative to the more strongly bound J/ψ meson plays an important role in interpreting recent ALICE data.

Keywords: Quark-Gluon Plasma, Charmonia, Ultra-relativistic Heavy-Ion Collisions

1. Introduction

The production of charmonia in ultra-relativistic heavy-ion collisions (URHICs) has been an active area of research for almost four decades. The initially proposed J/ψ suppression signature of Quark-Gluon Plasma (QGP) formation [1] has developed into more comprehensive transport models that account for regeneration mechanisms as dictated by the principle of detailed balance, see, *e.g.*, Refs. [2–5] for reviews. Abundant charm production at the Large Hadron Collider (LHC), with around 100 charm-anticharm quark pairs in a central Pb-Pb collision at a center-of-mass energy of 5.02 TeV per nucleon pair, has led to predictions of a substantial amount of regenerated charmonia which have been confirmed by experiment. This signature features an approximately constant (or even rising) J/ψ yield with collision centrality in terms of the nuclear modification factor, R_{AA} , a concentration of this “extra” yield at relatively low momenta, and an appreciable elliptic flow inherited from charm quarks that are being dragged along with the expanding fireball prior to recombination into charmonium [6–10]. However, significant model uncertainties remain, most notably in the underlying assumptions about the J/ψ dissociation temperature, which controls the onset of regeneration in the cooling fireball, and in the input charm cross section, which determines the equilibrium limit of the charmonia and thus controls the magnitude of the regeneration. The experimental knowledge about the total charm cross section in proton-proton (pp) collisions has much advanced in recent years, with higher precision and an improved assessment of the contribution of charm baryons which has led to a noticeable increase in the value of the cross section [11].

Successful measurements of the excited state, $\psi(2S)$, in heavy-ion collisions have been conducted at the Super Proton Synchrotron (SPS) [12]. Its strong suppression has been explained by both statistical hadronization [13], where all charmonium states are produced in relative hadro-chemical equilibrium at the pseudo-critical QCD transition temperature, $T_{pc} \simeq 160$ MeV, and by transport models [14,15]. In the latter, the small binding energy of the $\psi(2S)$ (about 60 MeV in vacuum) implies that it has a much smaller dissociation temperature than the J/ψ (with a vacuum binding energy of ~ 630 MeV), and thus its in-medium kinetics is operative at later stages in the fireball evolution. In this regard, small collision systems, *i.e.*, d-Au(0.2 TeV) collisions at the Relativistic Heavy-Ion

arXiv:2404.09881v1 [nucl-th] 15 Apr 2024



Citation: . Title. *Preprints* 2024, 1, 0.
<https://doi.org/>



Copyright: © 2024 by the authors. Licensee MDPI, Basel, Switzerland. This article is an open access article distributed under the terms and conditions of the Creative Commons Attribution (CC BY) license (<https://creativecommons.org/licenses/by/4.0/>).

Collider (RHIC) [16] and p-Pb collisions at the LHC [17], turned out to give valuable constraints on the reaction rates of the $\psi(2S)$. The expected smaller initial temperatures in these systems did not cause significant J/ψ suppression beyond CNM effects, while the stronger suppression of the $\psi(2S)$ has been interpreted as being due to final-state effects in the more dilute phases of these collisions, relative to Au-Au or Pb-Pb systems [9]. This allowed for a much improved gauge of the $\psi(2S)$ reaction rate [18,19]. When deployed to heavy-ion collisions, this has led to the notion of a “sequential regeneration” of J/ψ and $\psi(2S)$ mesons [18]. An initial application to CMS data in Pb-Pb (5.02 TeV) collisions at the LHC [20] involved a cut on the transverse-momentum of the charmonia of $p_T \geq 6.5$ GeV, and thus was not directly probing the prevalent regime of the regeneration contributions.

In the present paper, we update our model for quarkonium kinetics in heavy-ion collisions [21–24] in several respects. Most significantly, we will implement the most recent experimental values for the total charm cross section and refine our treatment of CNM effects (including their p_T dependence); we will also utilize an improved input for the in-medium charmonium binding energies as to ensure an approximately constant J/ψ mass, as was recently done in our calculations for bottomonium transport [25], and re-assess the relevance of inelastic-scattering versus gluo-dissociation mechanisms. In our applications to phenomenology, we will specifically elaborate on our previous predictions for recent ALICE data on $\psi(2S)$ production in 5.02 TeV Pb-Pb collisions at the LHC [26], thereby reiterating the role that sequential regeneration plays in interpreting these data.

Our paper is organized as follows: In Sec. 2, we briefly recall our calculations of charmonium reaction rates (for J/ψ , χ_c , and $\psi(2S)$), how they figure in the kinetic-rate equation within a schematic fireball for Pb-Pb collisions at the LHC, and pinpoint updates specific to this work, *i.e.*, the total charm cross section with corrections from nuclear shadowing and bottom-decay feeddown to compute pertinent nuclear modification factors. In Sec. 3 we discuss the time dependence of charmonia kinetics in central and peripheral Pb-Pb collisions at the LHC, as well as the centrality dependence of their inclusive yields with comparisons to data. In Sec. 4, we evaluate the p_T dependence of J/ψ and $\psi(2S)$ production in Pb-Pb (5.02 TeV) collisions, based on fits to pp spectra. This analysis encompasses p_T spectra, pertinent nuclear modification factors across different centralities, centrality dependent yields within different momentum bins, and the average p_T its square, with comparisons to data as available. We summarize and conclude in Sec. 5.

2. Kinetic Approach

In this section, we recall the basic components of our transport approach. We introduce the kinetic-rate equations and their transport parameters in Sec. 2.1, give a detailed discussion of the reaction rates in Sec. 2.2 and of the equilibrium limits in Sec. 2.3, and specify the initial conditions and underlying medium evolution in Sec. 2.4.

2.1. Transport Parameters

Our starting point is a kinetic-rate equation that describes the time evolution of charmonium yields, N_ψ , according to [22,24]

$$\frac{dN_\psi(\tau)}{d\tau} = -\Gamma_\psi(T(\tau)) \left[N_\psi(\tau) - N_\psi^{\text{eq}}(T(\tau)) \right], \quad (1)$$

where Γ_ψ is the reaction rate and N_ψ^{eq} the equilibrium limit of state ψ . In the present work, we include the lowest three states, $\psi = J/\psi, \psi(2S)$ and χ_c , where the latter represents an average over the three $1P$ states χ_{c0}, χ_{c1} and χ_{c2} , with average mass $m_\chi = 3.543$ GeV and a total spin degeneracy of 9.

For our purposes below, it is useful to note that the time evolution of N_ψ from Eq. 1 can be formally decomposed into two distinct processes corresponding to a primordial and a regeneration component. The primordial component refers to the initial ψ yields that undergo suppression in the medium. This suppression is directly given by the loss term, $-\Gamma_\psi(T(\tau))N_\psi(\tau)$, reflecting the exponential suppression of the initially produced ψ states.

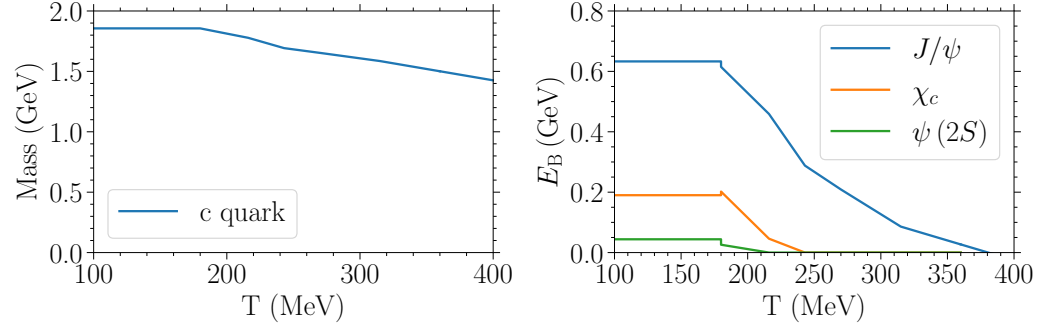


Figure 1. Charm-quark mass (left panel) and charmonium binding energies (right panel) as a function of temperature.

On the other hand, the regeneration component arises from the thermal production of charmonium states within the medium, determined by the approach towards the chemical-equilibrium limit, $N_{\psi}^{\text{eq}}(T(\tau))$. The regeneration contribution can thus be defined as the solution to the homogeneous rate equation which starts from a vanishing initial condition. It is equivalent to the difference of the full solution minus the suppression contribution.

The charmonium transport parameters, *i.e.*, reaction rates and equilibrium limits, will be discussed in the following two Secs. 2.2 and 2.3.

2.2. Charmonium Reaction Rates

The reaction rates in the QGP phase are calculated using in-medium charm-quark masses and binding energies guided by the thermodynamic T -matrix approach. In an update to previous work [24] where results based on the internal-energy potential from lattice-QCD (lQCD) computations were employed [27], we have modified the binding energies to ensure that for the given input charm-quark masses, $m_c(T)$, the resulting J/ψ mass is constant with temperature [5]. This leads to somewhat larger binding energies for temperatures below ~ 300 MeV, by up to maximum of ~ 150 MeV at $T \simeq 220$ MeV, which are, in fact, in better agreement with self-consistent T -matrix calculations within the strongly-coupled scenario of Ref. [28] (see, *e.g.*, Ref. [29]). The net effect on observables, is, however quite small, well within other uncertainties in our input, such as the nuclear shadowing. The inputs are summarized in Figure 1.

The dominant contribution to the reaction rates arises from inelastic scatterings of thermal partons ($i = q, \bar{q}, g$) with charm quarks inside the bound state, *i.e.*, $i + \psi \rightarrow c + \bar{c} + i$. These processes are implemented using perturbative Born diagrams in a quasifree approximation [21], where one of the heavy quarks in the bound state, denoted as c^* , is assumed to be half-off-shell, thereby carrying the binding energy. The other quark is treated as a spectator, which essentially amounts to neglecting recoil corrections. The dissociation rate is then determined by a convolution of the inelastic (half off-shell) $2 \rightarrow 2$ cross section (or rather matrix element squared) with a thermal parton distribution function, f_i ,

$$\Gamma_{\psi}^{\text{qf}}(p, T) = 2 \sum_i \int \frac{d^3 p_i}{(2\pi)^3} f_i(\omega_{p_i}, T) v^{c^* p} \sigma_{c^* i \rightarrow ci}(s). \quad (2)$$

Here, the factor of 2 accounts for the c and \bar{c} quark, with p denoting the momentum of the charmonium. The incoming relative velocity of a c quark and a thermal parton is given by

$$v_{ci} = \frac{\sqrt{\left(p_c^{(4)} \cdot p_i^{(4)}\right)^2 - m_c^2 m_i^2}}{\omega_c(p_c) \omega_i(p_i)}, \quad (3)$$

where m_i denotes the thermal-parton mass. The results of the quasifree rates are summarized in Figure 2; they generically show an increase with 3-momentum, mostly caused by

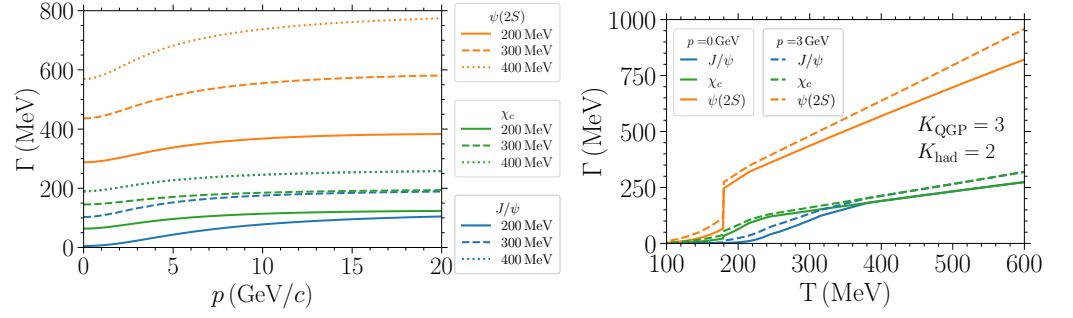


Figure 2. Dissociation rates of charmonia in the medium as a function of momentum at different temperatures (left panel) and temperature at $p=0$ and 3 GeV (right panel).

a suppression at low momentum, which is quite sensitive to the binding energies, while a weak increase remains even in the limit of vanishing binding due to the increase in final-state phase space. For the $\psi(2S)$, which is essentially unbound even at low QGP temperatures, it turns out [18] that coupling the light parton to the bound state using a perturbative scattering diagram is insufficient to describe its suppression observed in d-Au collisions at RHIC [16] and p-Pb collisions at the LHC [17]. Therefore, the QGP rates for the $\psi(2S)$ were augmented by a K -factor of 3 to simulate nonperturbative interaction strength [18].

We also revisit the relevance of gluo-dissociation processes, $g + \psi \rightarrow c + \bar{c}$, whose inelastic rate can be written as [30,31],

$$\Gamma_{\psi}^{\text{gd}}(p, T) = \int \frac{d^3 p_g}{(2\pi)^3} d_g f_g(\omega_{p_g}, T) v_{\text{rel}} \sigma_{\psi g \rightarrow c \bar{c}}(s). \quad (4)$$

Here, we adopt a slightly different (and, as we believe, more consistent) implementation compared to our previous studies [24], by following our recent work on bottomonia [25]. Rather than expressing the cross section entirely in terms of its binding energy (as originally derived for a Coulombic bound state), we write it as

$$\sigma_{\psi g \rightarrow c \bar{c}} = \frac{2\alpha_s}{3m_c E_B} g_{\psi}(x) \quad (5)$$

where the dependence on the strong coupling constant, α_s , signifies the perturbative coupling to the timelike gluons from the surrounding heat bath (assumed to be made of massive partonic quasiparticles), while the remaining dependencies on E_B and charm-quark mass characterize the in-medium bound-state properties. Thus, these are implemented on the same footing as the quasifree process. The functions $g_{\psi}(x)$ then take the following form for the three different charmonia we account for:

$$g_{\psi}(x) = \begin{cases} \frac{2}{3\pi} \left(\frac{32}{3}\right) \frac{(x-1)^3}{x^5} & \text{for } \psi = J/\psi \\ \frac{2}{3\pi} \left(\frac{32}{3}\right) \frac{16(x-1)^3}{(x-3)^2 x^7} & \text{for } \psi = \psi(2S) \\ \frac{2}{3\pi} \left(\frac{32}{3}\right) \frac{4(x-1)^2(9x^2-20x+12)}{x^7} & \text{for } \psi = \chi_c, \end{cases} \quad (6)$$

where $x = k_0/E_B$, and $k_0 = \frac{s - m_{\psi}^2 - m_g^2}{2m_{\psi}}$ is the incident gluon energy in the rest system of ψ . The center-of-mass energy squared,

$$s = (p^{(4)} + p_g^{(4)})^2 = m_{\psi}^2 + m_g^2 + 2E_{\psi}\omega_g - 2\vec{p} \cdot \vec{p}_g, \quad (7)$$

is obtained from the incoming charmonium and gluon 4-momenta in the thermal system,

$$p^{(4)} = (E_{\psi}, \vec{p}) \quad \text{and} \quad p_g^{(4)} = (\omega_g, \vec{p}_g), \quad (8)$$

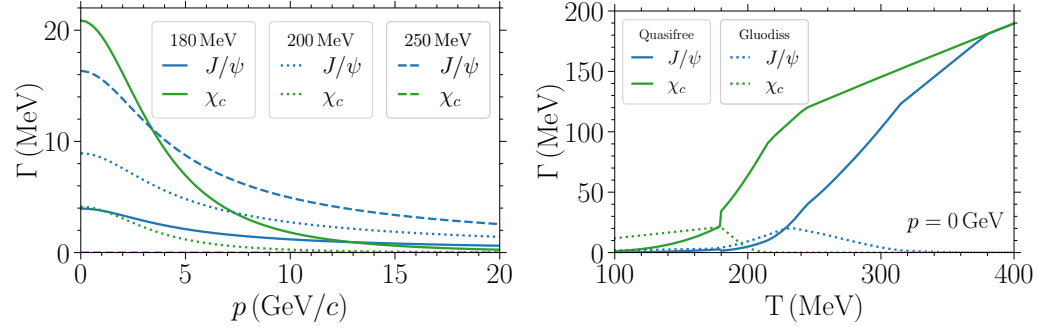


Figure 3. Gluo-dissociation rates of charmonia in the QGP as a function of momentum (left panel) for three different temperatures and as a function of temperature at $p = 0$ (right panel) where they are also compared to the quasifree rates.

respectively. The gluo-dissociation rates of the J/ψ and χ_c , shown in Figure 3, are negligible compared to the quasifree rates at temperatures $T \gtrsim 250$ MeV and $T \gtrsim 190$ MeV, respectively (even more so at finite 3-momentum). Once the gluo-dissociation rates become comparable or larger than the quasifree rates at lower temperatures, both rates are numerically already small, implying that their impact on charmonium transport will be small (this will be quantified below). The gluo-dissociation rates for the $\psi(2S)$ (not shown) are negligibly small, as expected from the small binding energy of the $\psi(2S)$.

For the rates in hadronic matter, we follow previous developments [15,18] where effective SU(4) Lagrangian calculations of meson exchange interactions in pion- and ρ -meson induced dissociation [32,33] were extended to a large set of non-/strange resonances based on phase space considerations. For the J/ψ , the resulting rates remain quite small; however, they are significant for the $\psi(2S)$, although still significantly smaller than in the QGP (with K factor), as shown in the right panel of Figure 2.

2.3. Charmonium equilibrium limits

Detailed balance enforces the yields of the charmonium states, N_ψ , to approach their respective equilibrium limits, N_ψ^{eq} . We evaluate these equilibrium limits through the standard thermal-density expression,

$$N_\psi^{\text{eq}}(T) = V_{\text{FB}} d_\psi \gamma_c^2 \int \frac{d^3 p}{(2\pi)^3} \exp(-E_\psi/T) = V_{\text{FB}} \frac{d_\psi}{2\pi^2} \gamma_c^2 T m_\psi^2 K_2\left(\frac{m_\psi}{T}\right), \quad (9)$$

where d_ψ is the spin degeneracy factor, $E_\psi = \sqrt{p^2 + m_\psi^2}$ the charmonium energy, V_{FB} denotes the (time-dependent) fireball volume, and K_2 is the modified Bessel function of the second kind. The charm-quark fugacity, γ_c , is computed as in previous work of our approach [24,25], assuming conservation of $c\bar{c}$ pairs during the expansion of the fireball,

$$N_{c\bar{c}} = \frac{1}{2} \gamma_c n_{\text{op}} V_{\text{FB}} \frac{I_1(\gamma_c n_{\text{op}} V_{\text{FB}})}{I_0(\gamma_c n_{\text{op}} V_{\text{FB}})} + \gamma_c^2 n_{\text{hid}} V_{\text{FB}}, \quad (10)$$

where n_{op} and n_{hid} are the densities of open- and hidden-charm states at a given temperature T (charm quarks in the QGP phase or charm hadrons in hadronic matter, with the contribution from charmonia being rather negligible); I_0 and I_1 are the modified Bessel functions of the first kind. The fugacities are matched to the number of charm-anticharm quark pairs, $N_{c\bar{c}}$, produced in primordial nucleon-nucleon collisions (accounting for shadowing corrections) and evaluated in the following section.

To account for the non-thermal distributions of charm quarks in the expanding fireballs of URHICs, which tend to suppress the regeneration contribution [34], we adjust the

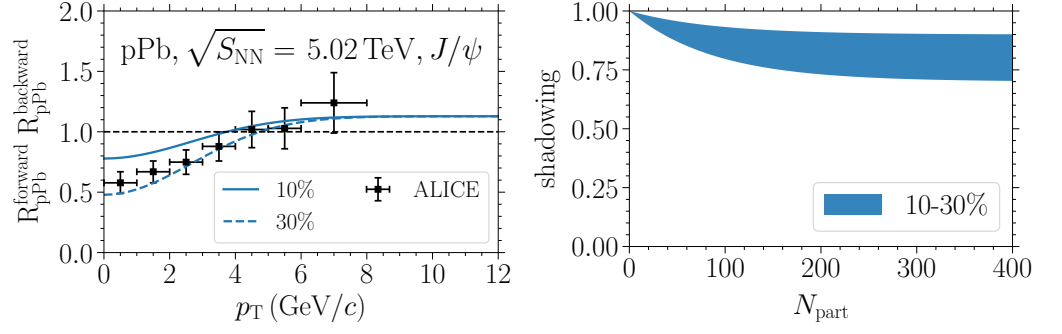


Figure 4. Our parameterizations of the suppression of the $c\bar{c}$ production cross section due to nuclear shadowing of the parton distribution functions, as a function of p_T (left panel) in p-Pb collisions in terms of the product at forward and backward rapidities and compared to ALICE data [36], and versus N_{part} in Pb-Pb collisions (right panel).

equilibrium limit with a relaxation time factor [15], $\mathcal{R} = 1 - \exp\left(-\int_0^\tau dt'/\tau_c\right)$, where the charm-quark thermalization time, τ_c , is taken as $4.5\text{fm}/c$, representing an approximate average over 3-momentum and temperature (see, *e.g.*, Fig. 3.3 in Ref. [35]).

2.4. Initial Conditions and Medium Evolution

The cross section for $c\bar{c}$ pair production in pp collisions is a key input for the equilibrium limits and thus controls the amount of regeneration. It is usually applied for a specific rapidity interval as $N_{c\bar{c}} = d\sigma_{c\bar{c}}/dy N_{\text{coll}}$, where N_{coll} denotes the number of binary nucleon-nucleon collisions at a given collision energy and centrality (estimated from the optical Glauber model). Similarly, we obtain the initial number of charmonium states, which are required to determine the initial condition for the rate equation. In Table 1 we summarize the charm/onium cross sections for pp collisions at 5.02 TeV and the ratio of $\psi(2S)$ to J/ψ . The open-charm cross section at forward rapidity has been deduced from its counterpart at midrapidity through the rapidity dependence outlined in Ref. [37]. This extrapolation yields a value 0.72 ± 0.07 , where we incorporate an uncertainty of $\pm 10\%$.

Table 1. Charm/onium cross sections for pp collisions at 5.02 TeV and the ratio for $\psi(2S)$ to J/ψ .

cross section	Mid-rapidity	Forward rapidity
$d\sigma_{c\bar{c}}/dy$ (mb)	1.165 ± 0.133 [11]	0.72 ± 0.07
$d\sigma_{J/\psi}/dy$ (μb)	5.64 [38]	3.93 [39]
Direct-production cross section ratio in pp collisions		
$N_{\psi(2S)}^{pp}/N_{J/\psi}^{pp}$		0.147 [39]

A modification of the charm(onium) cross section due to cold-nuclear-matter effects, commonly referred to as nuclear shadowing, is estimated using ALICE data [36] on J/ψ production in p-Pb collisions at forward and backward rapidities, $2.5 < |y| < 4$. We fit the product of the measured forward and backward nuclear modification factors, R_{pPb} , which can be interpreted as the net effect of shadowing in a Pb-Pb collision, as shown in the left panel of Figure 4. In earlier applications of our transport approach to p-Pb collisions at the LHC [19], where a short-lived QGP is predicted to be formed, it was found that about 10-20% of the inclusive J/ψ suppression is from hot-matter effects (primarily from feeddown of suppressed excited states), which must be “corrected” for when assessing the shadowing effect. Therefore, we adopt a baseline of 10-30% suppression of the integrated yield stemming from shadowing, with a p_T dependence that reproduces the forward-backward R_{pPb} product. The N_{part} -dependence of the shadowing for the $c\bar{c}$ cross section is displayed in the right panel of Figure 4.

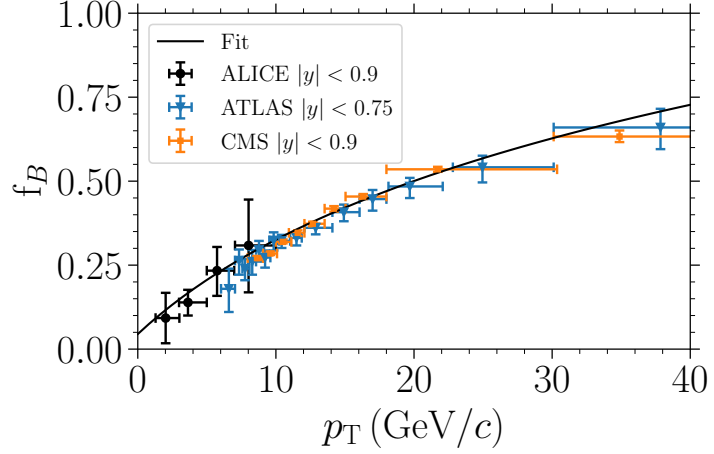


Figure 5. Fraction of bottom-hadron decay feeddown to inclusive J/ψ production as measured by ALICE, ATLAS and CMS in pp collisions at the LHC [40]; our functional fit is shown by the solid line.

In our comparisons to experimental results for Pb-Pb collisions discussed below, we incorporate the experimental uncertainties of the charm-anticharm cross section $\sigma_{c\bar{c}}$, denoted by $\Delta\sigma_{c\bar{c}}$, along with the shadowing factor S and its uncertainty, ΔS . The uncertainty of the pp cross section and its shadowing is combined into an effective cross section, $\tilde{\sigma}_{c\bar{c}}$, as follows:

$$\tilde{\sigma}_{c\bar{c}} = (S \pm \Delta S)(\sigma_{c\bar{c}} \pm \Delta\sigma_{c\bar{c}}) \simeq S\sigma_{c\bar{c}} \pm \Delta S\sigma_{c\bar{c}} \pm \Delta\sigma_{c\bar{c}} = (S \pm \Delta\tilde{S})\sigma_{c\bar{c}}, \quad (11)$$

where $\Delta\tilde{S}$ is determined by the expression

$$\Delta\tilde{S} = S\sqrt{\left(\frac{\Delta S}{S}\right)^2 + \left(\frac{\Delta\sigma_{c\bar{c}}}{\sigma_{c\bar{c}}}\right)^2}. \quad (12)$$

The resulting uncertainty bands will be displayed in the figures in the subsequent sections, to provide a visual quantification of the total uncertainty involved.

Data for inclusive J/ψ production also include feeddown contributions from final-state decays. For the “prompt” feeddown from electromagnetic and strong decays of excited states, we account for 8% and 25% from $\psi(2S)$ and χ_c mesons, respectively [40]. Additionally, there is also a “non-prompt” fraction from bottom decay feeddown (unless explicitly removed experimentally). We estimate this fraction from available data [40] in pp collisions at the LHC, cf. Figure 5. It amounts to around 5% at $p_T=0$ and increases to approximately 50% at $p_T=20$ GeV. We fit the data using the empirical parameterization

$$f_B(p_T) = 0.47\log(0.09p_T + 1.1). \quad (13)$$

The implementation of the rate equation into URHICs requires the space-time evolution of the volume and temperature of the expanding medium. Toward this end, we employ a rather simple fireball model for a cylindrical, isotropic, and isentropic evolution, as elaborated in previous studies [6,21,24] for SPS, RHIC and LHC energies. The volume expansion, reminiscent of hydrodynamic models, essentially corresponds to a time-dependent blastwave model with a collective flow at thermal freezeout ($T_{fo} \simeq 100$ MeV in central Pb-Pb collisions) that reproduces measured p_T spectra of light hadrons. The total entropy in the fireball, calculated from the observed multiplicity of charged particles using a hadron resonance gas model [41], is assumed to remain constant throughout the adiabatic expansion. By monitoring the entropy density, $s(\tau) = S_{tot}/V_{FB}$, at each time τ we can infer the fireball temperature once we specify the equation of state (EoS) for the medium, *i.e.*, $s(T)$. For the QGP phase, we adopt an ideal gas of massive quarks and gluons, while

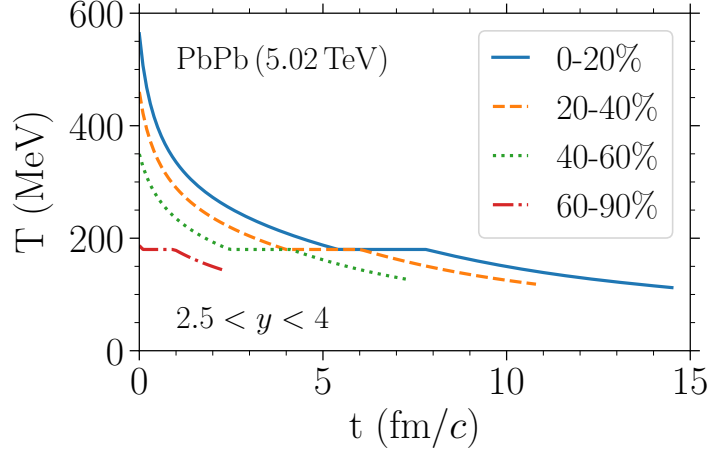


Figure 6. The temperature evolution of the fireball model at forward rapidity in 5.02 TeV Pb-Pb collisions at different centralities.

the hadronic phase is represented by a non-interacting gas of resonant states, including mesons and anti-/baryons with masses of up to 2 GeV. The critical temperature is set to $T_c=180$ MeV (we have checked that employing a more realistic EoS based on lattice-QCD data, with a continuous transition into a hadron resonance gas, has negligible impact on quarkonium kinetics [25]). Figure 6 illustrates the resultant temperature evolution over time across various centralities at LHC energies.

Right after the near-instantaneous formation of a $c\bar{c}$ pair which would develop into a ψ in a pp collision, we incorporate initial formation time effects to approximate the (quantum) expansion dynamics of evolving into a fully formed bound state. Contrary to expectations derived from a classical cross section perspective where the transverse size (*i.e.*, cross sectional area) would grow quadratically with time, we utilize a scaling that is linear with time [42] and scale down the reaction rates by a factor of τ/τ_{form} for $\tau \leq \tau_{\text{form}}$. The quantum formation times are estimated based on energy uncertainties associated with the splitting in binding energies, *i.e.*, $\tau_{\text{form}}(J/\psi, \psi(2S), \chi_c) = 1, 2, 2$ fm/c, respectively.

Concerning regeneration processes, we assume their onset once the cooling medium has reached the pertinent dissociation temperature, *i.e.*, the point where the binding energy vanishes, $T_{\text{diss}} \simeq 180, 240, 360$ MeV for $\psi(2S)$, χ_c and J/ψ , respectively. Quantum mechanical uncertainty suggests that bound states are distinctly defined only when their binding energies are on the order of or greater than their respective width. However, even for smaller (or vanishing) E_B values, resonance-like correlations can persist, potentially facilitating the population of the relevant quantum states. A more elaborate treatment of this regime, also referred to as the quantum-Brownian motion regime, as well as of the formation time effects referred to above, necessitates a quantum-transport approach.

3. Time and Centrality Dependence of Charmonium Yields at the LHC

Primordial heavy-quark(onium) production in URHICs is expected to scale with the number of binary nucleon-nucleon collisions upon initial impact, N_{coll} . To quantify medium effects as a deviation from this expectation, it is a common practice to analyze (the modification to) the quarkonium production yields in terms of the nuclear-modification factor, R_{AA} , defined as

$$R_{AA}^{\psi}(N_{\text{part}}) = \frac{N_{\psi}^{AA}(N_{\text{part}})}{N_{\psi}^{pp} N_{\text{coll}}(N_{\text{part}})}, \quad (14)$$

where N_{ψ}^{pp} denotes the inclusive ψ yield in pp collisions at the same collision energy. The number of nucleon participants, N_{part} , is estimated from a Glauber model for a given impact parameter, b , and serves as a measure of the centrality of the nuclear collision. Unless

otherwise stated, the denominator of the R_{AA} will include both prompt and non-prompt feeddown contributions, and the reaction rates are for quasifree dissociation.

In the remainder of this section, we focus on p_T -integrated yields using a 3-momentum averaged reaction rate obtained by solving the rate equation, Eq. 1; we first discuss the time evolution of direct J/ψ and $\psi(2S)$ production for two specific centralities in Sec. 3.1, and then turn to the centrality dependence of inclusive yields in comparison to experiment in Sec. 3.2, including the recently measured $\psi(2S)/J/\psi$ ratio.

3.1. Time evolution of charmonium yields

The time evolution of the nuclear-modification factors for J/ψ and $\psi(2S)$ in 0-20% and 60%-90% central Pb-Pb (5.02 TeV) collisions, including contributions from both primordial and regenerated yields, alongside their equilibrium limits, is shown in Figure 7, where the numerator only includes direct production (*i.e.*, excluding feeddown). In the initial phases of the QGP evolution in central collisions, both primordial charmonium states undergo strong suppression, with the $\psi(2S)$ yield essentially being wiped out. In contrast, peripheral collisions show significantly less suppression, especially for the J/ψ , due to a lower fireball temperature and shorter lifetime. Nevertheless, a marked suppression of the $\psi(2S)$ is still operative as its reaction rates are still appreciable at the critical temperature as well as in the hadronic phase.

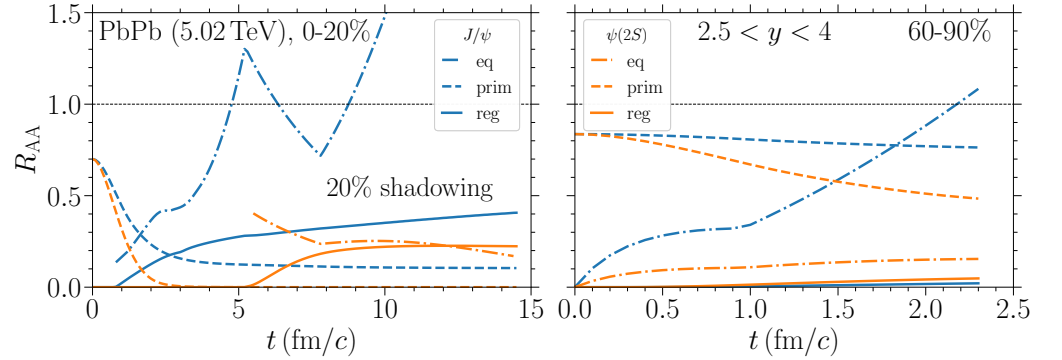


Figure 7. Time evolution of charmonium kinetics in central (left panel) and peripheral (right panel) Pb-Pb collisions at the LHC at forward rapidity. Blue and orange lines represent the direct J/ψ and $\psi(2S)$ yields, respectively, where the solid and dashed lines correspond to the suppressed primordial and regenerated contributions, respectively, while the dashed-dotted lines are the pertinent equilibrium limits (including the thermal relaxation time correction). The calculations are carried out with the charm cross section $d\sigma_{c\bar{c}}/dy = 0.72$ mb including an up to 20% shadowing in central collisions (which is down to about 4% at 60-90% centrality).

In central collisions, the regeneration of the J/ψ starts well within the QGP phase, but never really reaches the equilibrium limit, especially in the later stages where the reaction rates are too small (although the large equilibrium limit still produces a small contribution from regeneration). On the other hand, the $\psi(2S)$ regenerates significantly later, because of its smaller dissociation temperature and the associated larger reaction rates, reaching (and sustaining) its equilibrium limit towards the end of the mixed phase (and into the hadronic phase). As a consequence of the “sequential regeneration” of J/ψ and $\psi(2S)$, their final ratio surpasses the pertinent equilibrium limit at any given temperature. In peripheral collisions, both charmonium states commence regeneration concurrently. However, the $\psi(2S)$ is subject to significantly higher rates compared to the J/ψ which leads to a larger regeneration- R_{AA} , although quantitatively still small owing to the relatively low equilibrium limit.

3.2. Centrality dependence

The centrality dependence of J/ψ and $\psi(2S)$ yields is obtained by evaluating Eq. 1 with initial conditions determined for a given (average) participant number, complemented

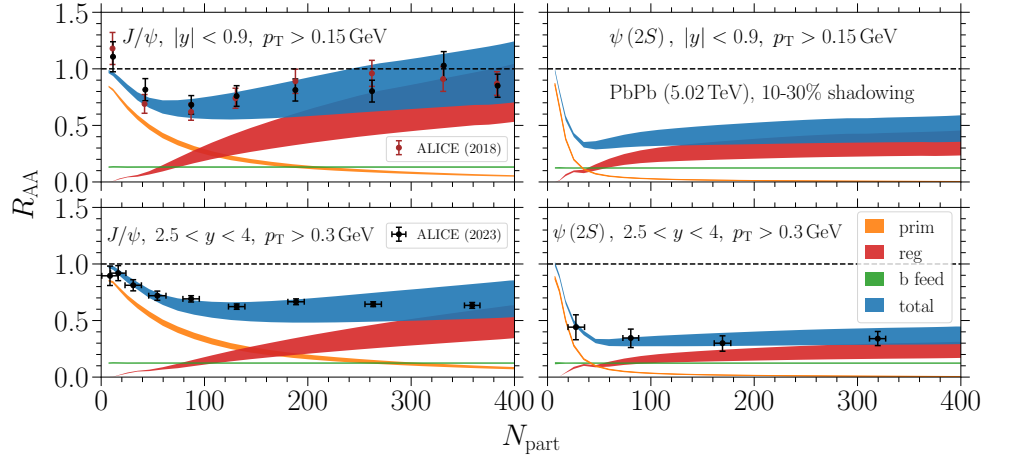


Figure 8. Centrality dependence of charmonium R_{AA} 's in Pb-Pb(5.02 TeV) collisions at the LHC. The upper (lower) panels are for mid- (forward) rapidities and the left (right) panels are for J/ψ ($\psi(2S)$). The bands for the primordial (orange), regenerated (red), and total (blue) components include uncertainties from the initial charm cross section and the shadowing effect (added in quadrature). The experimental cuts in pair p_T serve to suppress the contribution from coherent photoproduction and are also applied to our calculations based on the p_T spectra computed in Sec. 4. The calculations are compared to ALICE J/ψ data from 2018 (brown) and 2023 (black) [43–45], and $\psi(2S)$ data [26] data.

with prompt and non-prompt feeddown contributions. The results for inclusive J/ψ and $\psi(2S)$ production in Pb-Pb (5.02 TeV) collisions, as a function of N_{part} at mid- and forward rapidity, are summarized in Figure 8. The J/ψ yield exhibits the well-established behavior at LHC energies: a strong initial suppression that sets in rather gradually with centrality and is taken over by regeneration contributions at participant numbers of around 100–150. At mid-rapidity, both suppression and regeneration are slightly stronger than at forward rapidity, due to a hotter medium and a larger charm cross section, respectively. The interplay of these mechanisms produces a fairly flat centrality dependence for the total R_{AA} , with a mild rise at mid-rapidity, again due to the larger charm production. Overall, the ALICE J/ψ data are reasonably well described [26,43,45], with a preference for shadowing on the weaker side of our central values. For the $\psi(2S)$, the right panels in Figure 8 show our predictions based on Refs. [6,18] with the updated inputs as discussed in the previous section. Compared to the J/ψ , a much steeper suppression of the initial production is found due to the larger rates and smaller dissociation temperatures, leading to a near-complete suppression for $N_{\text{part}} \gtrsim 100$. Detailed balance causes a regeneration contribution that takes over from the primordial yield at N_{part} as low as ~ 40 . The resulting inclusive R_{AA} is also quite flat, but leveling off at a substantially smaller value than for the J/ψ , chiefly due to the smaller equilibrium limit caused by its larger mass.

We also evaluate the ratio of $\psi(2S)$ to J/ψ , which mitigates some of the uncertainties in the individual yields, such as the input charm cross section. To illustrate the uncertainty caused by the assumption of the $\psi(2S)$ dissociation temperature (below which regeneration sets in), we vary it in the range of 179–180 MeV (at the beginning of the mixed phase, which is our default) as a lower and upper limit, respectively. Using the pertinent branching fractions for dilepton decays of $\text{BR}(\psi(2S) \rightarrow \mu^+\mu^-) = 8 \times 10^{-3}$ and $\text{BR}(J/\psi \rightarrow \mu^+\mu^-) = 5.961 \times 10^{-2}$ [46], the predicted N_{part} dependence is shown in Figure 9. After an initial rather sharp drop in peripheral collisions (driven by the strong suppression of primordial $\psi(2S)$'s) the ratio essentially saturates and turns out to be consistent with the experimental findings reported by the ALICE collaboration [26]. Our predictions are significantly larger than the results from the statistical hadronization model [47,48], which level off at approximately 0.05 in central collisions. As discussed above, the reason for this is that in our transport

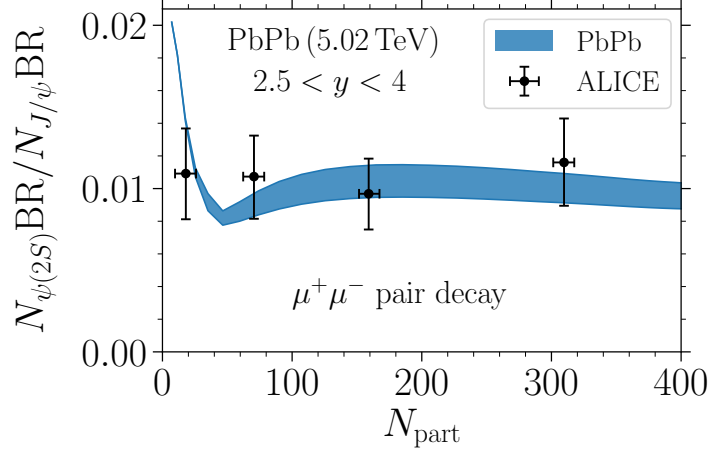


Figure 9. The ratio of $\psi(2S)$ over J/ψ as a function of N_{part} in Pb-Pb(5.02 TeV) collisions at forward rapidity, compared to ALICE data [26]. The bands indicate the uncertainty of the $\psi(2S)$ dissociation temperature around the mixed phase, $T_{\text{diss}} = 179 - 180$ MeV.

approach the regeneration of J/ψ 's does not reach its equilibrium limit, while the $\psi(2S)$ does, albeit at lower temperatures, recall Figure 7.

Next, we return to scrutinizing the impact of the gluo-dissociation processes on our results by incorporating the pertinent rates into the rate equation¹. In Figure 10, we present results for the time evolution in central collisions (left panel; for direct production) and the centrality dependence (right panel; for inclusive production) of the regenerated, primordial and total J/ψ R_{AA} with and without gluo-dissociation at forward rapidity. Note that a higher rate implies both stronger suppression and increased regeneration. For peripheral and semi-central collisions these two effects essentially compensate each other, while for central collisions, the total J/ψ yield increases by $\sim 6\%$ due to the enhanced regeneration.

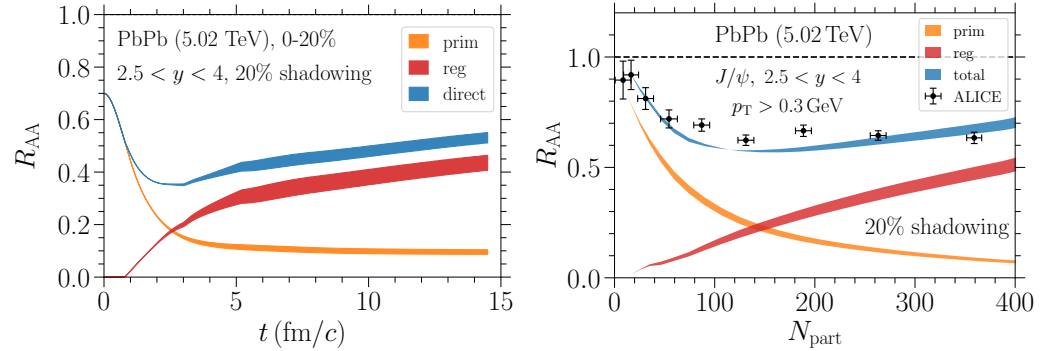


Figure 10. The time evolution (left panel) and centrality dependence (right panel, additionally including B feeddown) of the regenerated (red), primordial (orange), and total (blue) J/ψ production, with the bands illustrating the uncertainty as to whether gluo-dissociation rates are accounted for or not. The same values for shadowing and the $c\bar{c}$ cross section as in Figure 7 are used, and the ALICE data are from Ref. [45].

Let us also briefly come back to the effect of the updated binding energies as compared to our previous calculations, as mentioned in the first paragraph of Sec. 2.2. The impact of the somewhat larger binding energies (most notably around $T \sim 220$ MeV) on regeneration is negligible, as one finds an almost complete compensation between the reduced rates

¹ Strictly speaking, this is not following the philosophy of our approach where we adjust the main parameters, *i.e.*, the effective coupling constant, α_s , in the quasifree rates as well as the thermal relaxation rate of charm quarks, to match SPS and RHIC data [21,24]. However, the small impact of gluo-dissociation on our results renders this exercise rather obsolete.

and the larger equilibrium limits. The smaller rates do, however, affect the primordial suppression. The maximal effect for central Pb-Pb collisions amounts to an increase of the primordial contribution by about 0.03 units in terms of the R_{AA} .

4. Transverse-Momentum Spectra

In this section, we follow the methodology outlined in Refs. [23,24] to calculate charmonium p_T spectra utilizing the results from the rate equation. As discussed toward the end of Sec. 2.1, the spectra can be decomposed into primordial and regenerated components according to

$$\frac{dN_{\psi}^{\text{PbPb}}}{dp_T^2} = \frac{dN_{\psi}^{\text{prim}}}{dp_T^2} + \frac{dN_{\psi}^{\text{reg}}}{dp_T^2}, \quad (15)$$

with a pertinent nuclear modification factor

$$R_{AA}(p_T) = \frac{dN_{\psi}^{\text{prim}}/dp_T^2 + dN_{\psi}^{\text{reg}}/dp_T^2}{N_{\text{coll}}dN_{\psi}^{pp}/dp_T^2}. \quad (16)$$

We solve for the primordial part by employing the Boltzmann equation without the gain term, with initial conditions obtained from pp collisions as specified in Sec. 4.1). The yield from regeneration then follows from the difference of the homogeneous solutions and the full rate equation, and we assume its p_T dependence to be given by a thermal-blastwave expression for an average regeneration temperature based on our expansion model (Sec. 4.2). This approximation has, of course, its limitations, and we will discuss evidence for that in systematic comparisons to experimental data which will be carried out in Sec. 4.3.

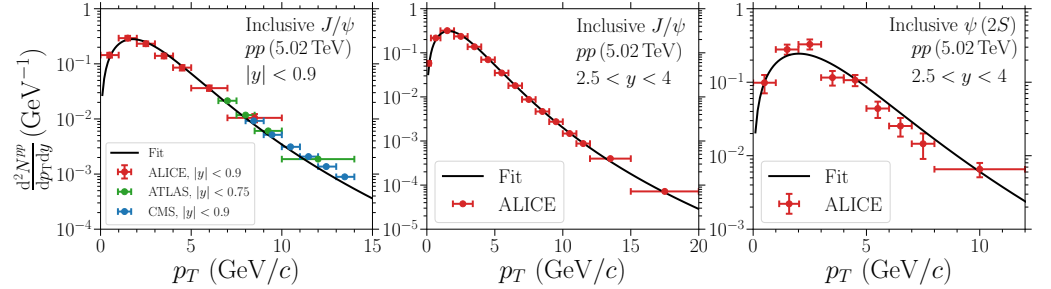


Figure 11. Normalized p_T spectra fitted to ALICE data of inclusive J/ψ production in pp collisions at mid-rapidity [38,49,50] (left panel), forward rapidity [39] (middle panel), and inclusive $\psi(2S)$ at forward rapidity [39].

4.1. Initial p_T spectra and their suppression in heavy-ion collisions

To construct the initial conditions of charmonia, we first perform fits to their p_T spectra in pp (5.02 TeV) collisions from the ALICE [38,39], ATLAS [49] and CMS [50] collaborations based on the ansatz

$$\frac{dN_{\psi}^{pp}}{dp_T^2} = \frac{N}{\left(1 + (p_T/A)^2\right)^n}. \quad (17)$$

For the three parameters, we obtain $N = 0.043$, $A = 4.48$ and $n = 3.73$ at mid-rapidity and $N = 0.052$, $A = 4.20$ and $n = 3.90$ at forward rapidity for the J/ψ spectra, and $N = 0.033$, $A = 5.10$ and $n = 3.70$ for $\psi(2S)$ spectra at forward rapidity, see Figure 11. These spectra, subjected to nuclear-shadowing effects and with b -feeddown subtracted from the inclusive spectra as described in Sec. 2.4, serve as initial-momentum distributions for direct production in AA collisions at a given centrality for both forward and mid-rapidity. In addition, we account for the spatial distributions of the initial charmonia, adopting a binary-collision profile obtained from the Glauber model [51], and assume a factorization

between spatial and momentum distributions, $f_\psi(\vec{x}, \vec{p}, \tau_0) = f_\psi(\vec{x})f_\psi(\vec{p})$. We are then in a position to solve the p_T -dependent Boltzmann equation for the suppression of primordial production for each state, ψ , using the momentum-dependent rates discussed in Sec. 2.2 within our fireball model. This can be done analytically [52] resulting in

$$f_\psi(\vec{x}, \vec{p}, \tau) = f_\psi(\vec{x} - \vec{v}(\tau - \tau_0), \vec{p}, \tau_0) e^{-\int_{\tau_0}^{\tau} \Gamma_\psi(\vec{p}, T(\tau')) d\tau'} \quad (18)$$

For inclusive spectra, as usually presented by the ALICE collaboration, we also need to add back the bottom feeddown contribution, which we assume to be conserved at the (integrated) level of 13% of the N_{coll} -scaled yields. However, for its p_T shape in the R_{AA} we need to account for b -quark energy loss and the associated redistribution to lower momenta. This effect has been explicitly assessed in Ref. [10] based on microscopic b -quark diffusion calculations [53] and turns out to result in an approximately flat R_{AA} for the daughter J/ψ mesons, which we will assume here for both J/ψ and $\psi(2S)$.

4.2. Transverse-momentum spectra from regeneration

Regarding the p_T spectra of the regenerated component, we follow earlier works in Refs. [6,23] and employ the blastwave model based on our fireball evolution, thereby assuming that charm quarks have reached thermal equilibrium in the QGP. Based on the most recent open-charm hadron phenomenology in URHICs, which suggests c -quark relaxation times in the QGP of ~ 3 -4 fm [35], and in light of the fireball lifetimes shown in Figure 6, the assumption can be justified for central AA collisions at the LHC, but is probably not quantitatively accurate in semi-central and questionable in peripheral collisions, cf. also Ref. [10]. For each charmonium state, one has

$$\frac{dN_\psi^{\text{reg}}}{dp_T^2} = N_0(b)m_T \int_0^R r dr K_1\left(\frac{m_T \cosh \rho(r)}{T}\right) I_0\left(\frac{p_T \sinh \rho(r)}{T}\right), \quad (19)$$

where $m_T = \sqrt{p_T^2 + m_\psi^2}$ denotes the transverse mass and $N_0(b)$ normalizes the absolute yield to the result of the rate equation, Eq. 1; K_1 and I_0 are the modified Bessel functions of the second and first kind, respectively. The radial flow rapidity, $\rho(r)$, is given by $\rho(r) = \tanh^{-1}(v_s \frac{r}{R})$, where R is the radius of the fireball and v_s its surface velocity. We evaluate this expression at an average evolution time when most of the pertinent regeneration yield has built up, *i.e.*, in the middle of the mixed phase for J/ψ and in the hadronic phase at $T = 160$ MeV for $\psi(2S)$ (*e.g.*, $\tau=6.6$ and 9.2 fm/c for central collisions, recall the left panel in Figure 7), see also Ref. [18].

4.3. Comparison to experimental p_T spectra

We are now in a position to discuss our results in comparison to experimental data at the LHC, focusing on Pb-Pb(5.02 TeV) collisions. We start with the decomposition of the inclusive J/ψ p_T spectra and their pertinent R_{AA} at mid-rapidity, as shown in Figure 12. In 0-10% central collisions (left panels), we find the well-established features of a strong suppression at high momenta, $p_T \gtrsim 5$ GeV, and a marked rise toward lower p_T due to regeneration, reaching R_{AA} values of one or even larger (mostly depending on the strength of nuclear shadowing that suppresses charm production). The magnitude and shape of this bump, as well as its transition to the rather flat suppression-dominated regime at high p_T , are in good agreement with ALICE data, indicating that the blastwave approximation with a collective flow of thermalized charm quarks recombining into J/ψ works well. In 30-50% semi-central collisions (right panels), both the high- p_T suppression level and the low- p_T recombination bump are less pronounced; however, at the lowest p_T , the data tend to be overestimated, while for intermediate p_T around ~ 5 GeV, the data are underestimated. This discrepancy indicates that the assumption of a thermalized blastwave for the recombining charm quarks is not accurate anymore; indeed, Refs. [10,34]

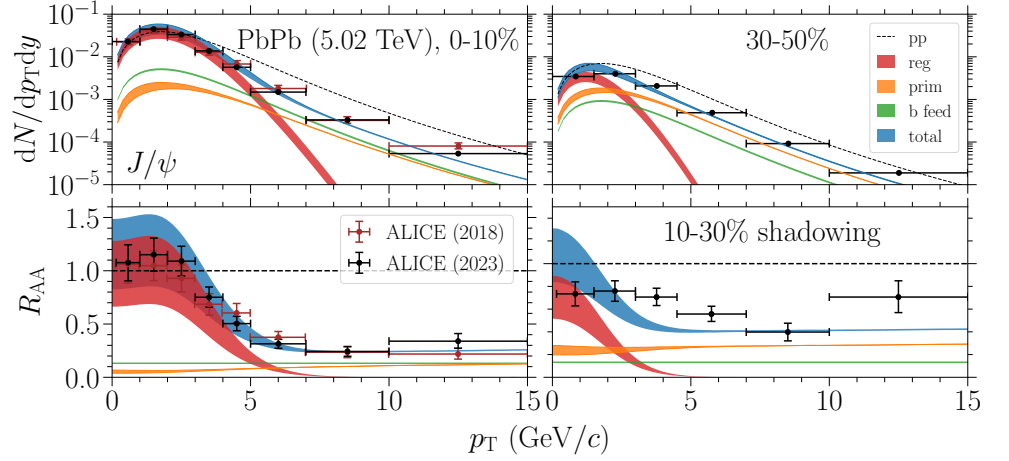


Figure 12. Transverse-momentum spectra (upper panels) and pertinent nuclear-modification factors (lower panels) of inclusive J/ψ production in central (left panels) and semi-central (right panels) Pb-Pb (5.02 TeV) collisions at mid-rapidity, compared to ALICE data [44,45]. The spectra in pp collisions, scaled by the pertinent binary-collision number, $N_{\text{coll}}(b)$, are shown as dashed lines in the upper panels. The bands and the colors of the data have the same meaning as in Figure 8.

have shown that employing transported c -quark spectra, which do not fully thermalize in semi-central collisions, remedies this discrepancy. In particular, the crossing between the regeneration and the primordial contribution will be shifted to higher p_T , closer to 5 GeV in semi-central collisions, rather than 3 GeV as implied by the thermalized blastwave approximation depicted in the right panels of Figure 12.

Our predictions for the p_T dependence of $\psi(2S)$ production at mid-rapidity are shown in Figure 13. At the level of the R_{AA} , the regeneration is less prominent for $\psi(2S)$ than for J/ψ . The later production in the time evolution of the fireball leads to a significant shift of the maximum of the “flow bump” out to higher p_T compared to J/ψ , as a direct consequence of the “sequential regeneration” [18]. This effect is also visible when comparing central to semi-central collisions.

Next, we turn to forward rapidities where ALICE dimuon data are available. Figure 14 presents the results for three centrality bins for J/ψ production. The main features of the previously discussed mid-rapidity results persist, including the trend that the regeneration contribution provides a good description of the p_T shape at both low and intermediate values in central collisions. This becomes slightly worse in semi-central collisions, especially for intermediate p_T , while in peripheral collisions, the description of the data at low p_T

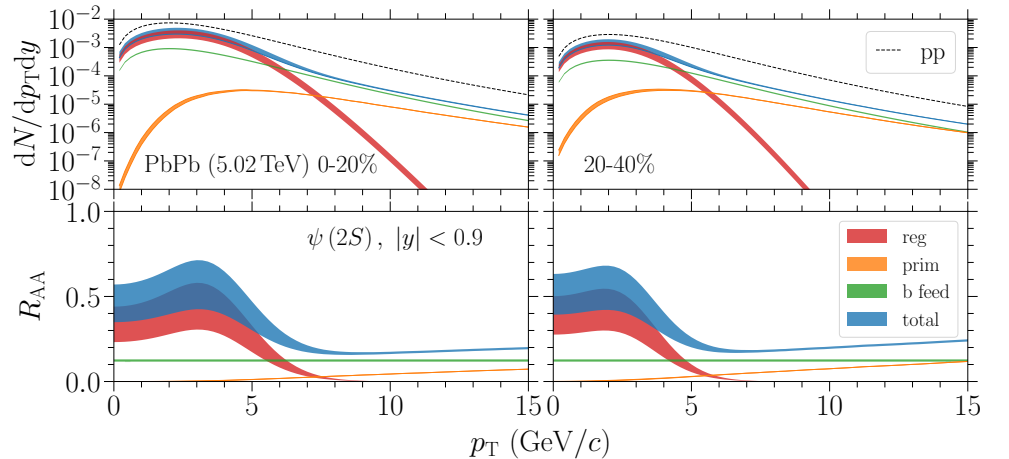


Figure 13. Same as Figure 12 but for $\psi(2S)$ (and without experimental data).

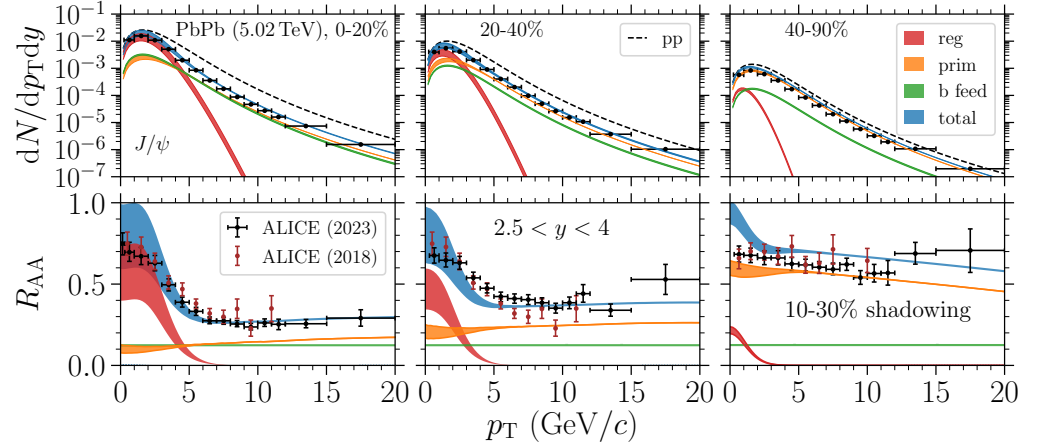


Figure 14. Forward-rapidity J/ψ p_T spectra (upper panels) and R_{AA} (lower panels) compared to ALICE data [45,54] for 3 centrality selections. Bands and lines have the same meaning as in Figure 8.

falls apart. This corroborates that the blastwave approximation for the recombined J/ψ 's predicts p_T spectra that are increasingly too soft in more peripheral collisions, albeit the contribution to the integrated yield becomes rather small.

The p_T dependence of $\psi(2S)$ production at forward rapidity is summarized in Figure 15. Again, these spectra, along with their corresponding R_{AA} 's, share essentially the same features as observed at mid-rapidity. However, the effects are slightly less pronounced, in terms of both the suppression (because of a slightly less hot and shorter-lived fireball due to the lower charged-particle multiplicity at forward rapidity), and the smaller regeneration contribution (due to the smaller charm cross section). Additionally, we expect enhancement at low- p_T for the more peripheral centrality bins in our calculations to overestimate future data. Nevertheless, the regeneration maxima show a systematic shift to higher momenta, due to the increasing transverse flow in more central collisions.

Experimental data for the p_T dependence of $\psi(2S)$ production in 0-90% (essentially “minimum bias”) Pb-Pb collisions have recently become available in Ref. [26], which also contains our original predictions (consistent with our calculations presented herein). The pertinent $R_{AA}(p_T)$ is illustrated in Figure 16, alongside the J/ψ results. Note that the 0-90% centrality selection exhibits a rather strong bias toward central collisions, due to the approximate N_{coll} scaling of the hard-produced $c\bar{c}$ pairs (both open and hidden). Consequently, there is only a slight indication that the blastwave approximation for regenerated J/ψ is inaccurate, as it under-predicts the data around $p_T \simeq 5$ GeV. For the $\psi(2S)$, the predictions

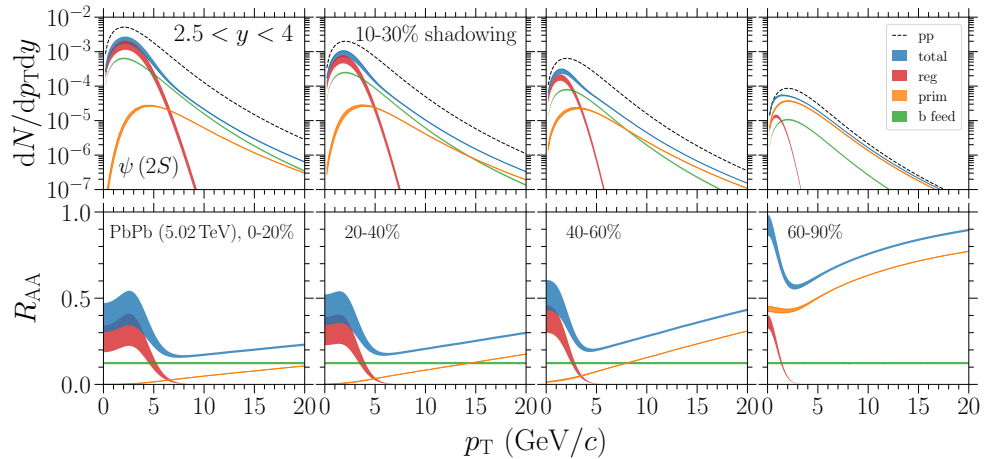


Figure 15. Same as Figure 14 but for $\psi(2S)$ for 4 different centralities.

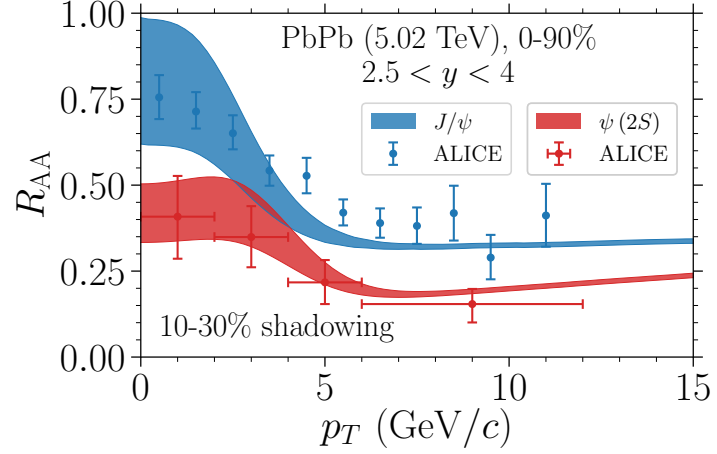


Figure 16. Nuclear-modification factor as a function of p_T for inclusive J/ψ (blue) and $\psi(2S)$ (red) production at forward rapidity in 0-90% Pb-Pb(5.02 TeV) collisions, compared to ALICE data [26].

work out well, attesting to the predictive power of our transport framework. Recall that $\psi(2S)$ recombination occurs later in the fireball’s evolution than that of J/ψ , allowing more time for the open-charm particles to relax toward equilibrium; one furthermore finds the “flow bump” to be moved out to higher p_T compared to the J/ψ , which is not conclusive from the data (yet).

The p_T dependent ratio of $\psi(2S)$ to J/ψ yields at forward rapidity, as depicted in the left panel of Figure 17, also aligns reasonably well with the ALICE data [26]. The increasing trend with p_T from our fits to pp data tends to overestimate the data for the ratio at the highest p_T . This discrepancy also migrates into the AA result (which may be partly due to the underestimation of the J/ψ production at intermediate p_T). Indeed, the agreement is better when dividing out the pp reference spectra in the R_{AA} double ratio, shown in the right panel of Figure 17. Here, the slight deficit in the J/ψ yield at intermediate p_T shows up as a mild maximum structure which is not observed in the data at this point. In principle, such a maximum could be another signature of sequential regeneration in central collisions, when the open-charm spectra are close to thermal equilibrium.

We further investigate the $R_{AA}(N_{part})$ for inclusive J/ψ production at forward rapidity, presented in Figure 14 but binned into different p_T intervals. The corresponding results, alongside ALICE data [54], are depicted in Figure 18. The p_T -dependent shadowing effect, concentrated at low p_T , introduces an uncertainty in the R_{AA} which is most pronounced at low p_T but diminishes at higher p_T . In peripheral collisions, the nuclear modification factor is primarily influenced by the primordial contributions across all p_T regions, approaching 1 for small N_{part} . Conversely, central collisions the scenario changes. For the lower p_T bins, regeneration processes predominantly contribute to the observed J/ψ production, leading

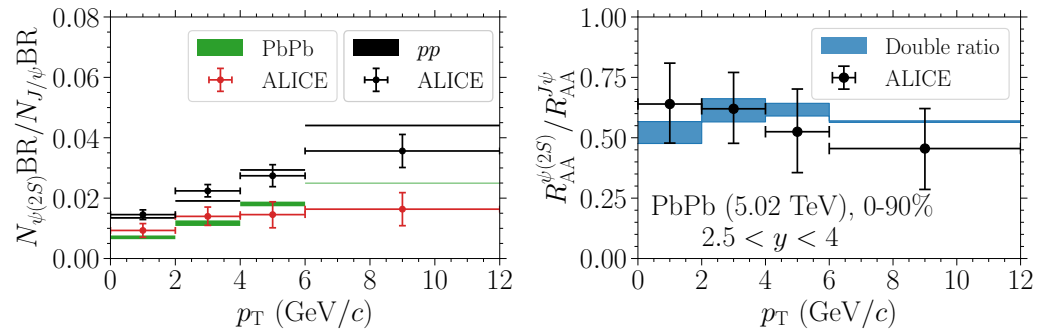


Figure 17. Transverse-momentum dependent $\psi(2S)$ over J/ψ ratio (left panel) and their R_{AA} double ratio (right panel) at forward rapidity compared to ALICE data [26].

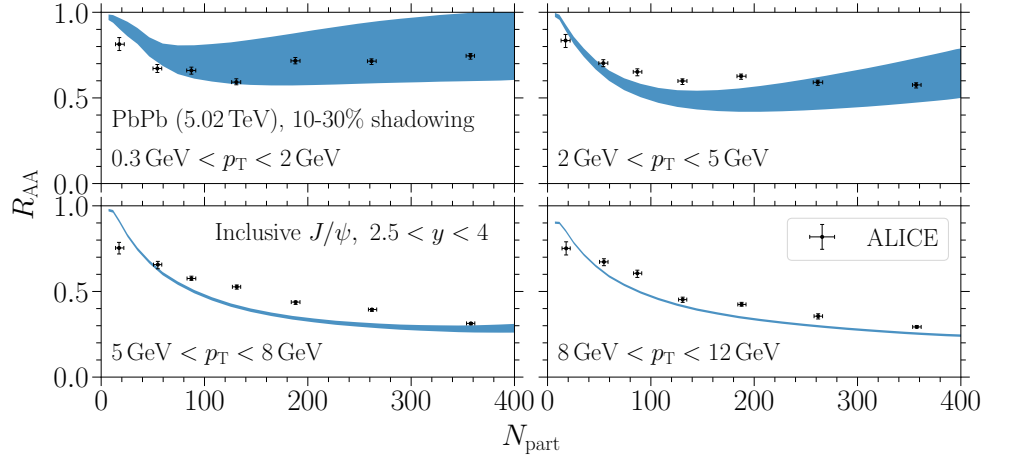


Figure 18. Inclusive J/ψ nuclear-modification factor as a function of N_{part} for Pb-Pb collisions at 5.02 TeV for four p_{T} intervals, compared with data [54]

to an increasing R_{AA} , while at higher p_{T} , the contributions shift towards non-prompt and primordial J/ψ production mechanisms, rendering a characteristic decrease in R_{AA} values with increasing N_{part} .

Finally, we attend to the centrality dependence of the average charmonium momentum, $\langle p_{\text{T}} \rangle$, and its square, $\langle p_{\text{T}}^2 \rangle$. We calculate a “small” nuclear-modification factor” defined in Ref. [8], normalized to the values in pp and Pb-Pb collisions,

$$r_{\text{AA}} = \frac{\langle p_{\text{T}}^2 \rangle_{\text{PbPb}}}{\langle p_{\text{T}}^2 \rangle_{\text{pp}}} ; \quad (20)$$

the results are shown in Figure 19. In central collisions, the predominance of regenerated J/ψ 's, which typically exhibit a softer spectrum, leads to a reduction in both the transverse momentum and its square, causing their r_{AA} 's to fall below 1. This effect is more pronounced for the latter and also shows a more gradual fall-off with centrality. Our model calculations describe the centrality dependence of $\langle p_{\text{T}} \rangle$ rather well, yet slightly underestimate the $\langle p_{\text{T}}^2 \rangle$ data in semi-central collisions. Again, this can be traced back to a recombination contribution that is too soft in semi-central collisions, most likely since charm quarks do not achieve full thermal equilibrium, which can be remedied by employing explicitly transported charm-quark distributions [10,34].

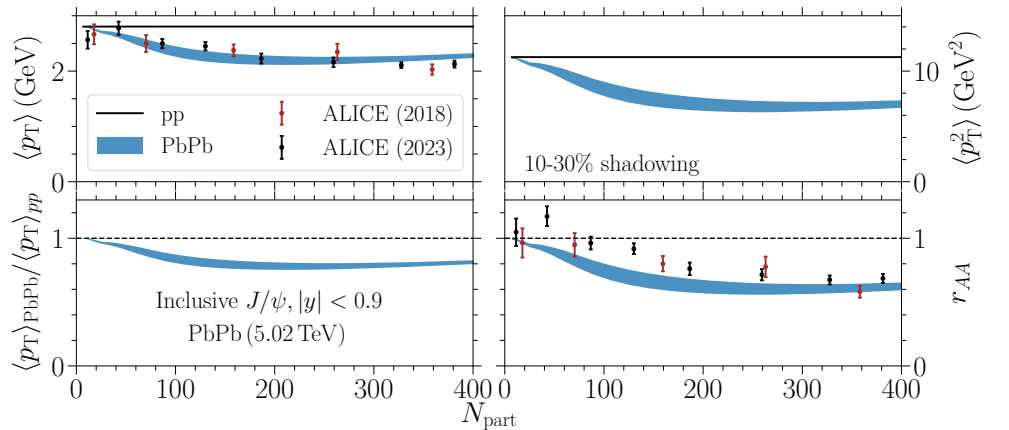


Figure 19. $\langle p_{\text{T}} \rangle$ (upper left) and $\langle p_{\text{T}}^2 \rangle$ (upper right) of J/ψ in 5.02 TeV pp and Pb-Pb collisions at mid-rapidity. Their ratios relative to the pp results are shown in the lower panels; ALICE data are from Refs. [26,55].

5. Conclusions

We have investigated the production of charmonia in ultra-relativistic heavy-ion collisions using a previously constructed semi-classical transport approach that satisfies detailed balance and incorporates gradual quarkonium dissociation utilizing reaction rates based on in-medium binding energies and heavy-quark masses. Compared to our previous studies, notable updates include revised in-medium binding energies guided by recent T -matrix computations, state-of-the-art charm production cross sections from experiment and their p_T dependent shadowing. Our focus has been on charmonium kinetics in 5.02 TeV Pb-Pb collisions, and specifically on predictions for $\psi(2S)$ observables that recently became available at the LHC. An important role is being played by the mechanism of “sequential regeneration”, where regeneration processes for the $\psi(2S)$ are operative at lower temperatures than for the J/ψ , with significant contributions also from the hadronic phase. While the total J/ψ yield is close to its chemical equilibrium values in the QGP phase of central Pb-Pb collisions (around temperatures of ~ 250 MeV), the $\psi(2S)$ yields chemically equilibrate later, at temperatures of ~ 160 MeV. This delay has significant consequences for observables, most notably a $\psi(2S)/J/\psi$ ratio above the equilibrium values at any given temperature and a shift of the “flow bump” in the nuclear modification factor to higher momenta for $\psi(2S)$ than for J/ψ . The former has been confirmed by experiment, while the latter is a more subtle effect that the data are not (yet) sensitive to. Furthermore, we have also re-confirmed the rather negligible effect of gluo-dissociation on the reaction rates and highlighted limitations of our blastwave approximation for the p_T spectra of the regenerated charmonia, which leads to an overestimation of the low- p_T yields in peripheral Pb-Pb collisions. On the other hand, in central collisions the p_T -dependent R_{AA} ’s align well with the ALICE data, indicating that the charm-quark spectra at low and intermediate momenta are near local thermal equilibrium. Improvements by implementing the full kinetics of charm-quark diffusion have already been worked out for specific cases (and enabled, *e.g.*, a resolution of the so-called J/ψ v_2 puzzle [10]), but are still awaiting systematic applications to the full available data samples. Further objectives of future developments are the implementation of nonperturbative matrix elements for the quasifree processes, and a realistic implementation of quantum transport for charmonia [5] that, in particular, can cope with regeneration reactions in the presence of multiple charm-anticharm quark pairs. Work in all these directions is in progress.

Acknowledgments:

This work has been supported by the U.S. National Science Foundation under grant nos. PHY-1913286 and PHY-2209335, by the TAMU Cyclotron Institute’s Research Development (CIRD) program, and by the U.S. Department of Energy, Office of Science, Office of Nuclear Physics through the Topical Collaboration in Nuclear Theory on *Heavy-Flavor Theory (HEFTY) for QCD Matter* under award no. DE-SC0023547.

References

1. Matsui, T.; Satz, H. J/ψ Suppression by Quark-Gluon Plasma Formation. *Phys. Lett. B* **1986**, *178*, 416–422. [https://doi.org/10.1016/0370-2693\(86\)91404-8](https://doi.org/10.1016/0370-2693(86)91404-8).
2. Rapp, R.; Blaschke, D.; Crochet, P. Charmonium and bottomonium production in heavy-ion collisions. *Prog. Part. Nucl. Phys.* **2010**, *65*, 209–266, [arXiv:hep-ph/0807.2470]. <https://doi.org/10.1016/j.pnpnp.2010.07.002>.
3. Braun-Munzinger, P.; Stachel, J. Charmonium from Statistical Hadronization of Heavy Quarks – a Probe for Deconfinement in the Quark-Gluon Plasma. *Landolt-Bornstein* **2010**, *23*, 424, [arXiv:nucl-th/0901.2500]. https://doi.org/10.1007/978-3-642-01539-7_14.
4. Liu, Y.; Zhou, K.; Zhuang, P. Quarkonia in high energy nuclear collisions. *Int. J. Mod. Phys. E* **2015**, *24*, 1530015. <https://doi.org/10.1142/S0218301315300155>.
5. Andronic, A.; et al. Comparative Study of Quarkonium Transport in Hot QCD Matter **2024**. [arXiv:nucl-th/2402.04366].
6. Zhao, X.; Rapp, R. Medium Modifications and Production of Charmonia at LHC. *Nucl. Phys. A* **2011**, *859*, 114–125. <https://doi.org/10.1016/j.nuclphysa.2011.05.001>.
7. Song, T.; Han, K.C.; Ko, C.M. Charmonium production in relativistic heavy-ion collisions. *Phys. Rev. C* **2011**, *84*, 034907.
8. Zhou, K.; Xu, N.; Xu, Z.; Zhuang, P. Medium effects on charmonium production at ultrarelativistic energies available at the CERN Large Hadron Collider. *Phys. Rev. C* **2014**, *89*, 054911, [arXiv:nucl-th/1401.5845]. <https://doi.org/10.1103/PhysRevC.89.054911>.

9. Ferreira, E.G. Excited charmonium suppression in proton–nucleus collisions as a consequence of comovers. *Phys. Lett. B* **2015**, *749*, 98–103, [arXiv:hep-ph/1411.0549]. <https://doi.org/10.1016/j.physletb.2015.07.066>.
10. He, M.; Wu, B.; Rapp, R. Collectivity of J/ψ Mesons in Heavy-Ion Collisions. *Phys. Rev. Lett.* **2022**, *128*, 162301, [arXiv:nucl-th/2111.13528]. <https://doi.org/10.1103/PhysRevLett.128.162301>.
11. Acharya, S.; et al. Charm-quark fragmentation fractions and production cross section at midrapidity in pp collisions at the LHC. *Phys. Rev. D* **2022**, *105*, L011103, [arXiv:nucl-ex/2105.06335]. <https://doi.org/10.1103/PhysRevD.105.L011103>.
12. Ramello, L.; et al. Charmonium production in PbPb interactions at 158 GeV/c per nucleon. *Nuclear Physics A* **1998**, *638*, 261c–278c. Quark Matter '97, [https://doi.org/https://doi.org/10.1016/S0375-9474\(98\)00360-1](https://doi.org/https://doi.org/10.1016/S0375-9474(98)00360-1).
13. Andronic, A.; Braun-Munzinger, P.; Redlich, K.; Stachel, J. Evidence for charmonium generation at the phase boundary in ultra-relativistic nuclear collisions. *Phys. Lett. B* **2007**, *652*, 259–261, [nucl-th/0701079]. <https://doi.org/10.1016/j.physletb.2007.07.036>.
14. Sorge, H.; Shuryak, E.V.; Zahed, I. Psi-prime / psi ratio in nucleus-nucleus collisions: A Measure for the chiral symmetry restoration temperature? *Phys. Rev. Lett.* **1997**, *79*, 2775–2778, [hep-ph/9705329]. <https://doi.org/10.1103/PhysRevLett.79.2775>.
15. Grandchamp, L.; Rapp, R. Charmonium suppression and regeneration from SPS to RHIC. *Nucl. Phys. A* **2002**, *709*, 415–439, [arXiv:hep-ph/hep-ph/0205305]. [https://doi.org/10.1016/S0375-9474\(02\)01027-8](https://doi.org/10.1016/S0375-9474(02)01027-8).
16. Adare, A.; et al. Nuclear Modification of ψ' , χ_c , and J/ψ Production in d+Au Collisions at $\sqrt{s_{NN}}=200$ GeV. *Phys. Rev. Lett.* **2013**, *111*, 202301, [arXiv:nucl-ex/1305.5516]. <https://doi.org/10.1103/PhysRevLett.111.202301>.
17. Abelev, B.B.; et al. Suppression of $\psi(2S)$ production in p-Pb collisions at $\sqrt{s_{NN}} = 5.02$ TeV. *JHEP* **2014**, *12*, 073, [arXiv:nucl-ex/1405.3796]. [https://doi.org/10.1007/JHEP12\(2014\)073](https://doi.org/10.1007/JHEP12(2014)073).
18. Du, X.; Rapp, R. Sequential Regeneration of Charmonia in Heavy-Ion Collisions. *Nucl. Phys. A* **2015**, *943*, 147–158, [arXiv:hep-ph/1504.00670]. <https://doi.org/10.1016/j.nuclphysa.2015.09.006>.
19. Du, X.; Rapp, R. In-Medium Charmonium Production in Proton-Nucleus Collisions. *JHEP* **2019**, *03*, 015, [arXiv:nucl-th/1808.10014]. [https://doi.org/10.1007/JHEP03\(2019\)015](https://doi.org/10.1007/JHEP03(2019)015).
20. Khachatryan, V.; et al. Measurement of Prompt $\psi(2S) \rightarrow J/\psi$ Yield Ratios in Pb-Pb and $p - p$ Collisions at $\sqrt{s_{NN}} = 2.76$ TeV. *Phys. Rev. Lett.* **2014**, *113*, 262301, [arXiv:nucl-ex/1410.1804]. <https://doi.org/10.1103/PhysRevLett.113.262301>.
21. Grandchamp, L.; Rapp, R. Thermal versus direct J/ψ production in ultrarelativistic heavy ion collisions. *Phys. Lett. B* **2001**, *523*, 60–66.
22. Grandchamp, L.; Rapp, R.; Brown, G.E. In medium effects on charmonium production in heavy ion collisions. *Phys. Rev. Lett.* **2004**, *92*, 212301. <https://doi.org/10.1103/PhysRevLett.92.212301>.
23. Zhao, X.; Rapp, R. Transverse Momentum Spectra of J/ψ in Heavy-Ion Collisions. *Phys. Lett. B* **2008**, *664*, 253–257, [arXiv:hep-ph/0712.2407]. <https://doi.org/10.1016/j.physletb.2008.03.068>.
24. Zhao, X.; Rapp, R. Charmonium in Medium: From Correlators to Experiment. *Phys. Rev. C* **2010**, *82*, 064905, [arXiv:hep-ph/1008.5328]. <https://doi.org/10.1103/PhysRevC.82.064905>.
25. Du, X.; Rapp, R.; He, M. Color Screening and Regeneration of Bottomonia in High-Energy Heavy-Ion Collisions. *Phys. Rev. C* **2017**, *96*, 054901, [arXiv:hep-ph/1706.08670]. <https://doi.org/10.1103/PhysRevC.96.054901>.
26. Acharya, S.; et al. $\psi(2S)$ Suppression in Pb-Pb Collisions at the LHC. *Phys. Rev. Lett.* **2024**, *132*, 042301, [arXiv:nucl-ex/2210.08893]. <https://doi.org/10.1103/PhysRevLett.132.042301>.
27. Riek, F.; Rapp, R. Quarkonia and Heavy-Quark Relaxation Times in the Quark-Gluon Plasma. *Phys. Rev. C* **2010**, *82*, 035201, [arXiv:hep-ph/1005.0769]. <https://doi.org/10.1103/PhysRevC.82.035201>.
28. Liu, S.Y.F.; Rapp, R. T -matrix Approach to Quark-Gluon Plasma. *Phys. Rev. C* **2018**, *97*, 034918, [arXiv:nucl-th/1711.03282]. <https://doi.org/10.1103/PhysRevC.97.034918>.
29. Wu, B.; Tang, Z.; He, M.; Rapp, R. Recombination of B_c Mesons in Ultra-Relativistic Heavy-Ion Collisions **2023**. [arXiv:nucl-th/2302.11511].
30. Peskin, M.E. Short Distance Analysis for Heavy Quark Systems. 1. Diagrammatics. *Nucl. Phys. B* **1979**, *156*, 365–390. [https://doi.org/10.1016/0550-3213\(79\)90199-8](https://doi.org/10.1016/0550-3213(79)90199-8).
31. Bhanot, G.; Peskin, M.E. Short Distance Analysis for Heavy Quark Systems. 2. Applications. *Nucl. Phys. B* **1979**, *156*, 391–416. [https://doi.org/10.1016/0550-3213\(79\)90200-1](https://doi.org/10.1016/0550-3213(79)90200-1).
32. Lin, Z.w.; Ko, C.M. A Model for J/ψ absorption in hadronic matter. *Phys. Rev. C* **2000**, *62*, 034903, [nucl-th/9912046]. <https://doi.org/10.1103/PhysRevC.62.034903>.
33. Haglin, K.L.; Gale, C. Hadronic interactions of the J/ψ . *Phys. Rev. C* **2001**, *63*, 065201, [nucl-th/0010017]. <https://doi.org/10.1103/PhysRevC.63.065201>.
34. Du, X.; Rapp, R. Non-equilibrium charmonium regeneration in strongly coupled quark-gluon plasma. *Phys. Lett. B* **2022**, *834*, 137414, [arXiv:nucl-th/2207.00065]. <https://doi.org/10.1016/j.physletb.2022.137414>.
35. He, M.; van Hees, H.; Rapp, R. Heavy-quark diffusion in the quark–gluon plasma. *Prog. Part. Nucl. Phys.* **2023**, *130*, 104020, [arXiv:hep-ph/2204.09299]. <https://doi.org/10.1016/j.pnpnp.2023.104020>.
36. Adam, J.; et al. Rapidity and transverse-momentum dependence of the inclusive J/ψ nuclear modification factor in p-Pb collisions at $\sqrt{s_{NN}} = 5.02$ TeV. *JHEP* **2015**, *06*, 055, [arXiv:nucl-ex/1503.07179]. [https://doi.org/10.1007/JHEP06\(2015\)055](https://doi.org/10.1007/JHEP06(2015)055).
37. Bierlich, C.; Wilkinson, J.; Sun, J.; Manca, G.; Granier de Cassagnac, R.; Otwinowski, J. Open charm production cross section from combined LHC experiments in pp collisions at $\sqrt{s} = 5.02$ TeV **2023**. [arXiv:hep-ph/2311.11426].

38. Acharya, S.; et al. Inclusive J/ψ production at mid-rapidity in pp collisions at $\sqrt{s} = 5.02$ TeV. *JHEP* **2019**, *10*, 084, [arXiv:nucl-ex/1905.07211]. [https://doi.org/10.1007/JHEP10\(2019\)084](https://doi.org/10.1007/JHEP10(2019)084).
39. Acharya, S.; et al. Inclusive quarkonium production in pp collisions at $\sqrt{s} = 5.02$ TeV. *Eur. Phys. J. C* **2023**, *83*, 61, [arXiv:nucl-ex/2109.15240]. <https://doi.org/10.1140/epjc/s10052-022-10896-8>.
40. Andronic, A.; et al. Heavy-flavour and quarkonium production in the LHC era: from proton–proton to heavy-ion collisions. *Eur. Phys. J. C* **2016**, *76*, 107, [arXiv:nucl-ex/1506.03981]. <https://doi.org/10.1140/epjc/s10052-015-3819-5>.
41. Rapp, R. Hadro chemistry and evolution of (anti–) baryon densities at RHIC. *Phys. Rev. C* **2002**, *66*, 017901, [hep-ph/0204131]. <https://doi.org/10.1103/PhysRevC.66.017901>.
42. Farrar, G.R.; Liu, H.; Frankfurt, L.L.; Strikman, M.I. Transparency in Nuclear Quasiexclusive Processes with Large Momentum Transfer. *Phys. Rev. Lett.* **1988**, *61*, 686–689. <https://doi.org/10.1103/PhysRevLett.61.686>.
43. Adam, J.; et al. J/ψ suppression at forward rapidity in Pb–Pb collisions at $\sqrt{s_{NN}} = 5.02$ TeV. *Phys. Lett. B* **2017**, *766*, 212–224, [arXiv:nucl-ex/1606.08197]. <https://doi.org/10.1016/j.physletb.2016.12.064>.
44. Bai, X. Quarkonium measurements in nucleus-nucleus collisions with ALICE. *Nucl. Phys. A* **2021**, *1005*, 121769, [arXiv:hep-ex/2001.11925]. <https://doi.org/10.1016/j.nuclphysa.2020.121769>.
45. Acharya, S.; et al. Measurements of inclusive J/ψ production at midrapidity and forward rapidity in Pb–Pb collisions at sNN = 5.02 TeV. *Phys. Lett. B* **2024**, *849*, 138451, [arXiv:nucl-ex/2303.13361]. <https://doi.org/10.1016/j.physletb.2024.138451>.
46. Zyla, P.; et al. Review of Particle Physics. *PTEP* **2020**, *2020*, 083C01. <https://doi.org/10.1093/ptep/ptaa104>.
47. Andronic, A.; Braun-Munzinger, P.; Köhler, M.K.; Redlich, K.; Stachel, J. Transverse momentum distributions of charmonium states with the statistical hadronization model. *Phys. Lett. B* **2019**, *797*, 134836, [arXiv:nucl-th/1901.09200]. <https://doi.org/10.1016/j.physletb.2019.134836>.
48. Andronic, A.; Braun-Munzinger, P.; Redlich, K.; Stachel, J. Decoding the phase structure of QCD via particle production at high energy. *Nature* **2018**, *561*, 321–330, [arXiv:nucl-th/1710.09425]. <https://doi.org/10.1038/s41586-018-0491-6>.
49. Aaboud, M.; et al. Measurement of quarkonium production in proton–lead and proton–proton collisions at 5.02 TeV with the ATLAS detector. *Eur. Phys. J. C* **2018**, *78*, 171, [arXiv:nucl-ex/1709.03089]. <https://doi.org/10.1140/epjc/s10052-018-5624-4>.
50. Sirunyan, A.M.; et al. Measurement of prompt and nonprompt J/ψ production in pp and pPb collisions at $\sqrt{s_{NN}} = 5.02$ TeV. *Eur. Phys. J. C* **2017**, *77*, 269, [arXiv:nucl-ex/1702.01462]. <https://doi.org/10.1140/epjc/s10052-017-4828-3>.
51. Miller, M.L.; Reygers, K.; Sanders, S.J.; Steinberg, P. Glauber modeling in high energy nuclear collisions. *Ann. Rev. Nucl. Part. Sci.* **2007**, *57*, 205–243, [nucl-ex/0701025]. <https://doi.org/10.1146/annurev.nucl.57.090506.123020>.
52. Yan, L.; Zhuang, P.; Xu, N. Competition between J/ψ suppression and regeneration in quark-gluon plasma. *Phys. Rev. Lett.* **2006**, *97*, 232301, [nucl-th/0608010]. <https://doi.org/10.1103/PhysRevLett.97.232301>.
53. He, M.; Fries, R.J.; Rapp, R. Heavy Flavor at the Large Hadron Collider in a Strong Coupling Approach. *Phys. Lett. B* **2014**, *735*, 445–450.
54. Acharya, S.; et al. Studies of J/ψ production at forward rapidity in Pb–Pb collisions at $\sqrt{s_{NN}} = 5.02$ TeV. *JHEP* **2020**, *02*, 041, [arXiv:nucl-ex/1909.03158]. [https://doi.org/10.1007/JHEP02\(2020\)041](https://doi.org/10.1007/JHEP02(2020)041).
55. Acharya, S.; et al. Centrality and transverse momentum dependence of inclusive J/ψ production at midrapidity in Pb–Pb collisions at sNN=5.02 TeV. *Phys. Lett. B* **2020**, *805*, 135434, [arXiv:nucl-ex/1910.14404]. <https://doi.org/10.1016/j.physletb.2020.135434>.

Disclaimer/Publisher’s Note: The statements, opinions and data contained in all publications are solely those of the individual author(s) and contributor(s) and not of MDPI and/or the editor(s). MDPI and/or the editor(s) disclaim responsibility for any injury to people or property resulting from any ideas, methods, instructions or products referred to in the content.