

# Theory of paraxial optical Skyrmions

Z. Ye, S. M. Barnett, S. Franke-Arnold, J. B. Götze,

A. McWilliam, F. C. Speirits, and C. M. Cisowski\*

*School of Physics and Astronomy, University of Glasgow, Glasgow G12 8QQ, United Kingdom*

(Dated: April 18, 2024)

Vector light beams, characterised by a spatially varying polarisation, can exhibit localised structures reminiscent of the Skyrmions familiar from the study of magnetic media. We present a theory of such Skyrmions within paraxial optics, exploiting mathematical analogies with the study of superfluids, especially the A phase of superfluid He<sup>3</sup>. The key feature is the Skyrmion field which, together with the underlying Skyrmion vector potential, determines the properties of the Skyrmions and, more generally, the polarisation structure of every paraxial vector beam. In addition to structures with integer Skyrmion number we find polarisation patterns with non-integer Skyrmion number; these seem to have no analogue in other fields of physics.

arXiv:2404.11530v1 [physics.optics] 17 Apr 2024

---

\* [stephen.barnett@glasgow.ac.uk](mailto:stephen.barnett@glasgow.ac.uk)

## I. INTRODUCTION

Paraxial light beams with a spatially varying polarisation pattern underpin many recent developments in the field of structured light [1–4]. Such structured beams can be intricate, with many spatial modes contributing to a complex polarisation pattern [5–7]. At their simplest, however, they may be formed from a mere two distinct spatial modes with orthogonal polarisations. Fundamental examples are the beams with a radial or an azimuthal polarisation [8–10]. The former of these is remarkable for enabling tight focusing and enhanced field strengths in the propagation direction [11, 12].

We have shown, in 2020, that the simplest vector beams can exhibit a polarisation pattern that is readily identified with a Skyrmionic structure [13]. Such patterns are characterised by a polarisation at the centre of the beam that is orthogonal to that at the edges, together with a polarisation that rotates on the Poincaré sphere as we follow an orbit around the beam centre.

The structures that came to be known as Skyrmons were first introduced by Skyrme as topological excitations in a non-linear field theory [14] and applied to the theory of mesons and baryons [15]. These ideas have largely been superseded, but a simpler purely spatial form of Skyrme’s excitations, the so-called baby Skyrmons [16], has had a wider application in many other areas of physics including quantum liquids [17, 27, 28], photonic materials [29], fractional statistics [30], non-linear field theories [31] and even in cosmology [32]. It is perhaps in magnetic media, however, where the idea has had its greatest impact [33–39, 41, 42], where they have been proposed for use in data storage [43, 44]. In this context, localised Skyrmons can be found in the orientation of the magnetisation in magnetic materials.

In optics there has been a wide variety of recent developments, both theoretical and experimental, associated with Skyrmons in a multitude of guises. Skyrmionic structures have been prepared in the interference between evanescent fields [45], in plasmons associated with metamaterials [46] and in a range of other structures [47]. They have been identified as features in yet more complex field structures [18, 48–53]. It has been shown that optical Skyrmons can be generated in suitable microcavities [55]. Optical Skyrmons have also been shown to exist in the strongly focussed regime, beyond the paraxial regime [56]. The simple paraxial Skyrmons proposed in [13] have been prepared and the associated Skyrmon number measured [57].

Here we present the theory of propagating Skyrmons within paraxial optics. We reveal the role played by the Skyrmionic field in the propagation properties of Skyrmons and, in particular, its role in the stability of these structures noted in [60]. We show that the Skyrmon field is

transverse (divergenceless) and, therefore that it can be written as the curl of a further vector field in the same manner that the magnetic induction in electromagnetism is the curl of the vector potential. This idea has been exploited in the theory of superfluid helium 3 [17] and we translate concepts from this topic into paraxial optics to underscore the value of the Skyrmion numbers for Skyrmion beams. We previously introduced a second method for measuring the skyrmion number experimentally, showing its advantage for optical applications [19]. Here, we derive this method in a general context and highlight specific cases of interest. Finally, we investigate the exotic properties of paraxial beams with a non-integer Skyrmion number.

## II. SKYRMIONS AND THEIR MATHEMATICAL PROPERTIES

Our construction of paraxial optical Skyrmions has features in common with the magnetic Skyrmions formed on the surface of a suitable material [34] and these provide a natural starting point for our analysis. Magnetic Skyrmions can be visualised as a covering of a Bloch sphere on which is wrapped the local magnetisation or, more precisely, the direction of the local magnetisation, and with every possible direction present at least at one point in space. Magnetic Skyrmions are mapped from the stereographic projection of the 3D sphere onto the 2D plane of the magnetic surface [61–64]. At the centre of the Skyrmion, the direction of the magnetisation is opposite to that at large distances from the centre. The magnetisation changes gradually as we move from one point to an adjacent one. The Skyrmion number,  $n$ , is then the number of rotations of the magnetisation around the Bloch sphere as we traverse a closed circuit around the centre of the Skyrmion. This Skyrmion number has the mathematical form [33, 34]

$$n = \frac{1}{4\pi} \int \mathbf{M} \cdot \left( \frac{\partial \mathbf{M}}{\partial x} \times \frac{\partial \mathbf{M}}{\partial y} \right) dx dy, \quad (1)$$

where the integration takes place over the magnetic surface, taken here to define the plane  $z = 0$ . The quantity  $\mathbf{M}$  corresponds to the local *direction* of the magnetisation. Note that there is no dependence on the strength of the magnetisation and that  $\mathbf{M}$  is a vector field with unit magnitude everywhere. Hence we can picture the unit vector field  $\mathbf{M}$  as representing, at each point, the Bloch vector on the corresponding Bloch sphere.

To make the transition into paraxial optics, we replace the magnetic spin direction  $\mathbf{M}$  with a vector,  $\mathbf{S}$ , formed by the normalised Stokes parameters associated with the local optical polarisation [58, 59]. The vector field points in the direction of the local orientation of the magnetic spin, but the Stokes vector is oriented in the abstract space of the Poincaré sphere. Despite this analogy,

it is important to note that unlike magnetic skyrmions, for which the spin structure is determined by energy constraints defined by the film structure, conservation laws, and energy minimization, optical skyrmions are only limited by Maxwell's equations and thus offer a versatile platform for the exploration of exotic topological structures [18].

The Skyrmion number can be written as the integrated flux of a Skyrmion field across the plane  $z = 0$ . For paraxial optics we shall show that it is a powerful idea, with implications for the polarisation structure of the beam. To this end we introduce the Skyrmion field as

$$\Sigma_i = \frac{1}{2} \varepsilon_{ijk} \varepsilon_{pqr} S_p \left( \frac{\partial S_q}{\partial x_j} \right) \left( \frac{\partial S_r}{\partial x_k} \right), \quad (2)$$

where  $\varepsilon_{ijk}$  and  $\varepsilon_{pqr}$  are the alternating (Levi-Civita) symbols [65] and we employ the Einstein summation convention for repeated indices. In vectorial notation, Eq. 2 becomes:

$$\Sigma_i = \frac{1}{2} \varepsilon_{ijk} \mathbf{S} \cdot \left( \frac{\partial \mathbf{S}}{\partial x_j} \times \frac{\partial \mathbf{S}}{\partial x_k} \right). \quad (3)$$

The Skyrmion field,  $\Sigma$ , is the natural counterpart of the Skyrmion current from Skyrme's original paper [14]. In terms of this field, our Skyrmion number is simply

$$n = \frac{1}{4\pi} \int \Sigma \cdot d\mathbf{A}, \quad (4)$$

where the surface of integration,  $d\mathbf{A}$ , is the  $z = 0$  plane. The form of the Skyrmion field is closely related to the scalar triple product and, indeed, it can be written as a combination of determinants. From this we can infer an important symmetry, which is that the Skyrmion field is invariant under a global rotation of the polarisation on the Poincaré sphere (the same rotation applied to every point). This statement, which is readily confirmed by direct calculation, means that each optical Skyrmion is part of a family with differently oriented polarisations but identical Skyrmion fields [13].

In our study of optical Skyrmions we shall exploit the form of the Skyrmion field throughout space and we examine here the general properties of this field. The first thing to note is that the field is transverse, or divergenceless:

$$\nabla \cdot \Sigma = 0. \quad (5)$$

To prove this we recall that the alternating symbol is antisymmetric under interchange of any two indices and hence

$$\begin{aligned} \nabla \cdot \Sigma &= \frac{1}{2} \varepsilon_{ijk} \varepsilon_{pqr} \left( \frac{\partial S_p}{\partial x_i} \right) \left( \frac{\partial S_q}{\partial x_j} \right) \left( \frac{\partial S_r}{\partial x_k} \right), \\ &= 3 \det \left( \frac{\partial S_p}{\partial x_i} \right). \end{aligned} \quad (6)$$

To show that this quantity is zero, first consider a general point in the field and denote this by  $\mathbf{r}_0$ . We have not specified coordinate directions and therefore, without loss of generality, we can define the  $x$ -direction to correspond to the orientation of  $\mathbf{S}$  at  $\mathbf{r}_0$ . This, together with the fact that  $\mathbf{S}$  is a unit vector, means that  $\mathbf{S}(\mathbf{r}_0) = \hat{\mathbf{x}}$ . Consider a point  $\mathbf{r}$  that is close to  $\mathbf{r}_0$  and recall that the polarisation varies continuously in space. This suggests that we can represent the field  $\mathbf{S}$  at  $\mathbf{r}$  by the first two terms of the Taylor expansion around its value at  $\mathbf{r}_0$ :

$$\mathbf{S}(\mathbf{r}) = \mathbf{S}(\mathbf{r}_0) + [(\mathbf{r} - \mathbf{r}_0) \cdot \nabla] \mathbf{S}|_{\mathbf{r}_0} . \quad (7)$$

From this we can evaluate the length of  $\mathbf{S}(\mathbf{r})$  which is required to be unity:

$$\begin{aligned} \mathbf{S}(\mathbf{r}) \cdot \mathbf{S}(\mathbf{r}) &= \mathbf{S}(\mathbf{r}_0) \cdot \mathbf{S}(\mathbf{r}_0) + 2 [(\mathbf{r} - \mathbf{r}_0) \cdot \nabla] \mathbf{S}|_{\mathbf{r}_0} + O [|\mathbf{r} - \mathbf{r}_0|^2] , \\ &\approx 1 + 2(\mathbf{r} - \mathbf{r}_0) \cdot \nabla S_x|_{\mathbf{r}_0} . \end{aligned} \quad (8)$$

We can choose  $\mathbf{r}$  such that  $\mathbf{r} - \mathbf{r}_0$  points in any desired direction and it follows, therefore, that any first derivative of the  $x$ -component at  $\mathbf{r}_0$  is zero. Note that  $\nabla \cdot \Sigma$ , as given in Eq. (6), contains first derivatives of all three Cartesian components of  $\mathbf{S}$  and this includes the  $x$ -component of  $\mathbf{S}$  at our point  $\mathbf{r}_0$ . It then follows that  $\nabla \cdot \Sigma = 0$  everywhere (at least as long as the derivative is well-defined).

The transverse nature of  $\Sigma$ , which we have just established, suggests that we can write it as the curl of a further field, by analogy with the vector potential and magnetic induction for which we write  $\mathbf{B} = \nabla \times \mathbf{A}$ . By analogy with the vector potential in electromagnetism, we refer to this new field as the Skyrmion vector potential,  $\mathbf{V}$ :

$$\Sigma = \nabla \times \mathbf{V} . \quad (9)$$

This idea has long been exploited in the study of superfluids and specifically of the A phase of helium 3 [17, 27, 66]. The advantage of turning to the superfluid literature is that an explicit expression, due to Mermin and Ho [17, 67], exists for the form of the  $\mathbf{V}$  field, our Skyrmion potential becomes:

$$V_i = \mathbf{m} \cdot \frac{\partial}{\partial x_i} \mathbf{n} , \quad (10)$$

where  $\mathbf{m}$  and  $\mathbf{n}$  are *any* two orthogonal unit vector fields such that

$$\mathbf{m} \times \mathbf{n} = \mathbf{S} . \quad (11)$$

It is clear, for example, that we can also write the Skyrmion potential in the form

$$V_i = -\mathbf{n} \cdot \frac{\partial}{\partial x_i} \mathbf{m} , \quad (12)$$

We note that the non-uniqueness of the fields  $\mathbf{m}$  and  $\mathbf{n}$  is reminiscent of the non-uniqueness of the vector potential in electromagnetism. To see this we recall that a gauge transformation of the vector potential has the form

$$\mathbf{A} \rightarrow \mathbf{A} - \nabla\chi. \quad (13)$$

This leaves the magnetic induction unchanged whatever the form of the scalar field  $\chi$ . We can arrive at a similar form of gauge transformation for the Skyrmion potential by first noting that we can write our Skyrmion potential in the form

$$V_i = \frac{1}{2} \Im \left[ (\mathbf{m} - i\mathbf{n}) \cdot \frac{\partial}{\partial x_i} (\mathbf{m} + i\mathbf{n}) \right], \quad (14)$$

where we have used the readily checked properties

$$\mathbf{m} \cdot \frac{\partial}{\partial x_i} \mathbf{n} = 0 = \mathbf{n} \cdot \frac{\partial}{\partial x_i} \mathbf{m}. \quad (15)$$

Our Skyrmion vector potential, Eq. (14), is clearly unchanged if we replace  $\mathbf{m} + i\mathbf{n}$  by  $e^{-i\chi}(\mathbf{m} + i\mathbf{n})$  and  $\mathbf{m} - i\mathbf{n}$  by  $e^{i\chi}(\mathbf{m} - i\mathbf{n})$  for some constant phase  $\chi$ , corresponding to a rotation of the  $\mathbf{m}$  and  $\mathbf{n}$  fields about the direction given by the vector  $\mathbf{S}$ :

$$\begin{aligned} \mathbf{m} &= \Re(\mathbf{m} + i\mathbf{n}) \rightarrow \mathbf{m} \cos \chi + \mathbf{n} \sin \chi \\ \mathbf{n} &= \Im(\mathbf{m} + i\mathbf{n}) \rightarrow \mathbf{n} \cos \chi - \mathbf{m} \sin \chi. \end{aligned} \quad (16)$$

This is reminiscent of quantum electrodynamics, in which the gauge freedom is related to the non-unique phase of the electron wavefunction [68]. If, as in quantum electrodynamics, we allow  $\chi$  to be a function of  $\mathbf{r}$  then the Skyrmion potential becomes

$$\mathbf{V} \rightarrow \mathbf{V} - \nabla\chi, \quad (17)$$

precisely as in Eq. (13) for the vector potential. This means that we can choose our vector fields  $\mathbf{m}$  and  $\mathbf{n}$  as we like at different points in space and change only the Skyrmion potential but not the Skyrmion field  $\Sigma$ .

The relationship between our Skyrmion field and the Skyrmion potential suggests that we might invoke Stokes' theorem to replace the surface integral over the Skyrmion field by a line integral of the Skyrmion potential. There is, however, a subtlety to be accounted for, which is analogous to the theory of Dirac strings associated with magnetic monopoles [69–72]. To illustrate this we choose a specific form for the fields  $\mathbf{m}$  and  $\mathbf{n}$  and, in doing so, a specific form for the Skyrmion potential. We start by noting that the  $\mathbf{S}$  field has the form

$$\mathbf{S} = S_x \hat{\mathbf{x}} + S_y \hat{\mathbf{y}} + S_z \hat{\mathbf{z}}. \quad (18)$$

A natural choice for the  $\mathbf{m}$  and  $\mathbf{n}$  fields is

$$\begin{aligned}\mathbf{m} &= \frac{1}{\sqrt{S_x^2 + S_y^2}}(S_y\hat{\mathbf{x}} - S_x\hat{\mathbf{y}}) \\ \mathbf{n} &= \frac{1}{\sqrt{S_x^2 + S_y^2}}[-S_zS_x\hat{\mathbf{x}} - S_zS_y\hat{\mathbf{y}} + (S_x^2 + S_y^2)\hat{\mathbf{z}}],\end{aligned}\quad (19)$$

for which the Skyrmion potential is

$$V_i = \frac{S_z}{S_x^2 + S_y^2} \left( S_y \frac{\partial}{\partial x_i} S_x - S_x \frac{\partial}{\partial x_i} S_y \right). \quad (20)$$

The feature that concerns us is any points (or more precisely lines) at which the Skyrmion potential diverges as these require special treatment. At first sight, it would seem that any point at which  $S_z = 1$  (and so  $S_x = 0 = S_y$ ) is of this nature, but a careful analysis of the limit as we approach such points shows that  $\mathbf{V}$  is well-behaved and finite at these locations. To identify genuine divergences we consider the form of  $\mathbf{V}$  in cylindrical polar coordinates with the  $z$ -axis running through our point of interest. In this case we can write the azimuthal component of  $\mathbf{V}$  in the form

$$V_\phi = \frac{S_z}{S_x^2 + S_y^2} \frac{1}{\rho} \left( S_y \frac{\partial}{\partial \phi} S_x - S_x \frac{\partial}{\partial \phi} S_y \right). \quad (21)$$

Clearly if the bracketed term does not tend to zero as we approach the line by making  $\rho \rightarrow 0$  then  $V_\phi$  will diverge. We shall find that divergences of this form are a characteristic of our optical Skyrmions.

We can use Stokes's theorem to rewrite our Skyrmion number as a line integral of the Skyrmion potential:

$$\begin{aligned}n &= \frac{1}{4\pi} \int \boldsymbol{\Sigma} \cdot d\mathbf{A} \\ &= \frac{1}{4\pi} \oint \mathbf{V} \cdot d\boldsymbol{\ell}.\end{aligned}\quad (22)$$

As discussed above, it is not sufficient to simply choose a large radius circle centred on the Skyrmion and carry out the integration. The singular points in  $\mathbf{V}$  must be omitted from the region of integration. The way in which this is achieved is analogous to that employed in contour integration for dealing with poles in the complex plane [65]. An example of this is depicted in Fig. 1: the required contour omits any singular points in  $\mathbf{V}$  by passing from the large radius contour, in towards any singular points, circling them and then returning to the large radius component of the closed contour. In this way the singularities of  $\mathbf{V}$  are left outside the integration contour. The line integrals along the straight lines in from the outer circular path cancel with those in the opposite

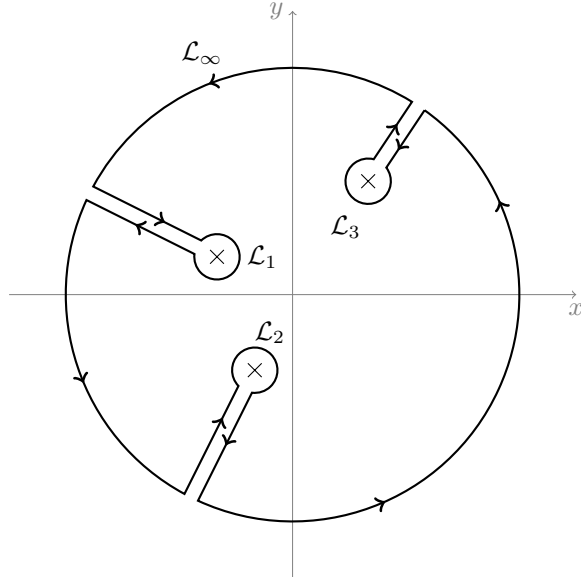


FIG. 1. Line integral of the Skyrmion vector potential,  $\mathbf{V}$ , excluding singular points identified by crosses.

direction. Hence we are left only with contributions from the large circular contour and those around and close to the singular points. Consequently, the Skyrmion number is

$$n = \frac{1}{4\pi} \left( \oint_{\mathcal{L}_\infty} \mathbf{V} \cdot d\mathbf{l} - \sum_j \oint_{\mathcal{L}_j} \mathbf{V} \cdot d\mathbf{l} \right), \quad (23)$$

where the two contours  $\mathcal{L}_\infty$  and  $\mathcal{L}_j$  are the circular contour of very large radius and the inner contour as depicted in Fig. 1. We shall show in the next section how this can be applied to a paraxial optical Skyrmion, and how we can use winding numbers to obtain a new topological expression for the Skyrmion number.

### III. PARAXIAL OPTICAL SKYRMIONS

We can construct Skyrmons in paraxial optics by close analogy with those for the magnetisation of suitable surfaces. For magnetic skyrmions the direction of the magnetic spin is associated with a point on the Bloch sphere [73], whereas for paraxial optics we can map the local polarisation onto the Poincaré sphere [58, 59] on which each point is associated with a polarisation: the North and South poles correspond to circular polarisations, the equator to linear polarisations, with all other points associated with elliptical polarisations. The mapping between the Bloch and Poincaré spheres is a satisfactory one, but there is an important physical difference: a point on the Bloch sphere corresponds to the same orientation of the spin but the polarisation on the Poincaré sphere sits in an abstract space and the points on its surface do not correspond to physical directions.



To complete the mapping from magnetisation to optical polarisation we need to select a representation of the vector  $\mathbf{S}$ . The natural way to do this is to employ the description of polarisation in terms of the Jones vectors [74]. It is convenient, but not essential, to use the bra-ket notation from quantum mechanics and to write the Jones vector as a complex superposition of two orthogonal polarisations, which we denote by  $|0\rangle$  and  $|1\rangle$ . There is no need to decide at this stage which orthogonal polarisations these represent (they could be left- or right-circular polarisations, horizontal and vertical or any other orthogonal pair). In terms of these arbitrary polarisations we can define the Pauli operators as

$$\begin{aligned}\sigma_x &= |0\rangle\langle 1| + |1\rangle\langle 0|, \\ \sigma_y &= i(|1\rangle\langle 0| - |0\rangle\langle 1|), \\ \sigma_z &= |0\rangle\langle 0| - |1\rangle\langle 1|.\end{aligned}\tag{24}$$

Let us reiterate that the kets  $|0\rangle$  and  $|1\rangle$  do not correspond to any specific form of polarisation and so we are dealing with a rotated Poincaré sphere. This is a consequence of the fact that the Skyrmion field and Skyrmion number are independent of the orientation of the sphere.

To construct our Skyrmionic optical beams we introduce a pair of spatially varying amplitudes,  $u_0(\mathbf{r})$  and  $u_1(\mathbf{r})$ , and associate the polarisation at position  $\mathbf{r}$  in the beam with the ket

$$|\psi(\mathbf{r})\rangle = \alpha u_0(\mathbf{r})|0\rangle + \beta u_1(\mathbf{r})|1\rangle,\tag{25}$$

where  $\alpha$  and  $\beta$  are a pair of complex constants. For any beam we can choose the orthogonal polarisations,  $|0\rangle$  and  $|1\rangle$  in such a way that the two mode functions  $u_0(\mathbf{r})$  and  $u_1(\mathbf{r})$  are orthonormal. If the beam is propagating in the  $z$ -direction, this means that for any value of  $z$

$$\int u_i^*(\mathbf{r})u_j(\mathbf{r}) dx dy = \delta_{ij}.\tag{26}$$

That a construction of the form in Eq. (25) is always possible is a consequence of the Schmidt decomposition [75] familiar from the study of entangled states in quantum theory [73].

The advantage of employing the bra-ket notation is that we can use some of the mathematical language of quantum theory, which serves both to emphasise the analogy with magnetic Skyrmions and also with quantum entanglement [8, 76]. We start by normalising  $|\psi(\mathbf{r})\rangle$  to write

$$|\psi(\mathbf{r})\rangle = \frac{|0\rangle + \mu(\mathbf{r})|1\rangle}{\sqrt{1 + |\mu(\mathbf{r})|^2}},\tag{27}$$

where  $\mu(\mathbf{r}) = \beta u_1(\mathbf{r})/\alpha u_0(\mathbf{r})$ . The local polarisation, or more precisely the local direction on the Poincaré sphere, is then simply the expectation value of a vector operator the components of which

are the familiar Pauli matrices:

$$\mathbf{S} = \langle \psi(\mathbf{r}) | \boldsymbol{\sigma} | \psi(\mathbf{r}) \rangle. \quad (28)$$

Hence the components of  $\mathbf{S}$  are simply the normalised Stokes parameters for the beam [58, 59, 74].

It is straightforward to determine the components of  $\mathbf{S}$  from  $|\psi(\mathbf{r})\rangle$  given in Eq. (27):

$$\begin{aligned} S_x &= \frac{2\Re(\mu)}{1 + |\mu|^2}, \\ S_y &= \frac{2\Im(\mu)}{1 + |\mu|^2}, \\ S_z &= \frac{1 - |\mu|^2}{1 + |\mu|^2}, \end{aligned} \quad (29)$$

where we have used the representation of the Pauli operators in Eq. (24).

We can use these components to calculate the Skyrmion field by substituting these into Eq. (3). We find a simple, general expression for the components of the Skyrmion field:

$$\begin{aligned} \Sigma_l &= \frac{4\varepsilon_{lmn}}{(1 + |\mu|^2)^2} \frac{\partial \Re(\mu)}{\partial x_m} \frac{\partial \Im(\mu)}{\partial x_n}, \\ &= \frac{\varepsilon_{lmn}}{(1 + |\mu|^2)^2} \left( i \frac{\partial \mu}{\partial x_m} \frac{\partial \mu^*}{\partial x_n} - i \frac{\partial \mu^*}{\partial x_m} \frac{\partial \mu}{\partial x_n} \right). \end{aligned} \quad (30)$$

By introducing a pair of complex Stokes parameters as

$$S_{\pm} = S_x \pm iS_y = |S_{\pm}| e^{\pm i\Phi}, \quad (31)$$

where we have now obtained a phase term,  $\Phi$ , for this complex quantity, the Skyrmion potential has a yet simpler form:

$$\mathbf{V} = -S_z \nabla \Phi = -S_z \nabla \arg(\mu), \quad (32)$$

which is reminiscent of the form of the superfluid velocity in helium 4, which also depends on the gradient of the argument of a complex wavefunction [77, 78]. Here, however, it is a phase appearing in the superposition of polarisations rather than the argument of a macroscopic wavefunction. The appearance of the particular component  $S_z$  may seem unexpected, but this component is singled out by being the polarisation corresponding to the Schmidt basis in  $|\psi(\mathbf{r})\rangle$ . It is certainly possible to choose alternative forms for  $\mathbf{V}$ , however, and these are a consequence of the non-uniqueness of the Skyrmion vector potential.

The Skyrmion number defined in Eq. 23 associated with the contour in Fig. 1 can be written as:

$$n = \frac{1}{4\pi} \left( \sum_j \oint_{\mathcal{L}_j} S_z \nabla \Phi \cdot d\mathbf{l} - \oint_{\mathcal{L}_{\infty}} S_z \nabla \Phi \cdot d\mathbf{l} \right), \quad (33)$$

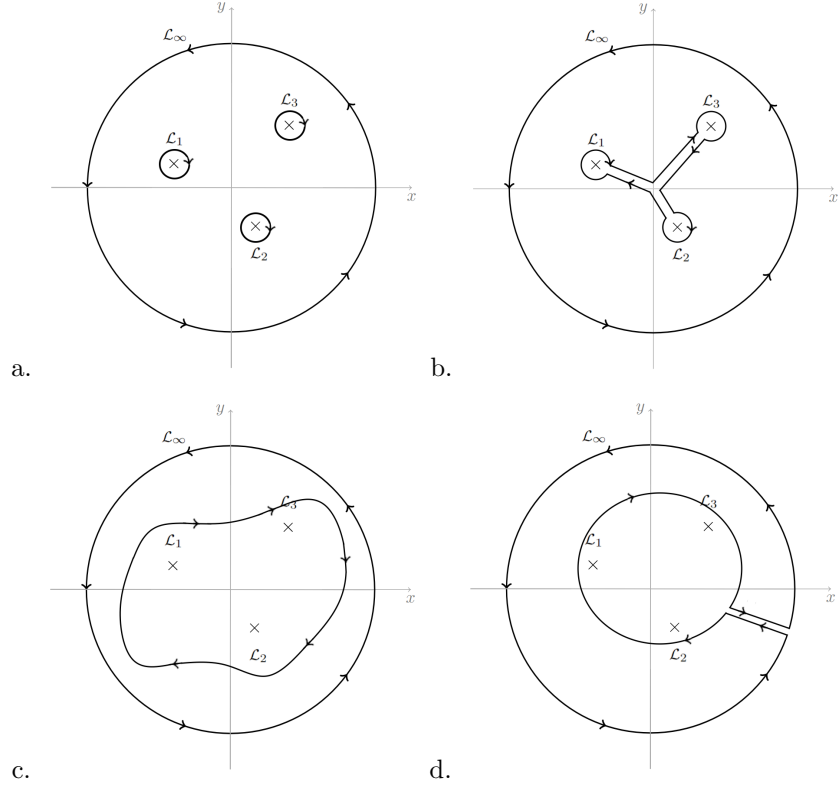


FIG. 2. Inner and outer integration contours can be deformed and stretched (from a to d) without changing the value of the Skyrmion number.

where  $\mathcal{L}_\infty$  is the large circular contour and the  $\mathcal{L}_j$  are the small circular contours around each of the singularities of  $\mathbf{V}$ . Recalling the formula of the winding number  $N = (2\pi)^{-1} \oint \nabla\Phi \cdot d\mathbf{l}$ , we obtain a topological expression for the Skyrmion number:

$$n = \frac{1}{2} \left( \sum_j S_z^{(j)} N_j - \bar{S}_z^{(\infty)} N_\infty \right), \quad (34)$$

where  $N_\infty$  and  $N_j$  are the number of rotations of Stokes vector encountered on circumnavigating, respectively, the large circular contour and the small contours around each of the singularities. In spite of the presence of the  $1/2$  coefficient,  $n$  is guaranteed to be an integer. Indeed, as shown in Fig. 2, the inner integration line around each of the singularities can always be deformed and stretched to spatial infinity without a change of topological structure such that  $\sum_j N_j = N_\infty$  so that:

$$n = \frac{1}{2} \sum_j (S_z^{(j)} - \bar{S}_z^{(\infty)}) N_j, \quad (35)$$

The quantity  $\bar{S}_z^{(\infty)}$  is the average of  $S_z$  obtained by integration around the large circular contour.

In the limit that the radius of the contour tends to infinity this should be a constant, but in experimental realisations an averaging procedure at finite radius is necessary [19].

The Skymion number for any given position along the beam is simply the integral of the  $z$ -component of this field over the transverse plane, and so is a function of the  $z$ -coordinate:

$$n(z) = \frac{1}{4\pi} \int \Sigma_z \, dx \, dy. \quad (36)$$

This quantity is remarkably robust in many cases owing to the fact that  $\nabla \cdot \Sigma = 0$ , entailing that the integral of  $\Sigma$  over any closed surface is zero. This is a reflection of the general robustness of structured light beams [79]. It is possible to change the Skymion number on propagation, however, as we shall see [13].

#### IV. SKYRMION FIELD LINES

The mathematical properties of the Skymion field lines are derived directly from their definition. Firstly, the Skymion field is transverse,  $\nabla \cdot \Sigma = 0$ , and it follows that the Skymion field lines are unbounded; they can exist only as closed loops or extend to infinity. It follows, also, that they cannot merge or split, although we shall encounter an interesting exception to this in section VII. Secondly, the Skymion field lines are basis independent in that they are unchanged by a global rotation of the Stokes vector on the Poincaré sphere. This means that knowledge of the Skymion field does not determine the polarisation pattern. It remains, however, to determine the physical significance of the Skymion field lines and we address this here.

Inspection of numerous polarisation patterns leads to the conjecture that Skymion field lines are lines of constant polarisation. That this is indeed the case was proven in [40] but, for completeness, we give a summary of the main points here. We start with the observation that our general polarisation pattern can be written in the form of a spatially varying ket as given in Eq. (27). It follows that the polarisation at any given point is determined solely by, and in one-to-one correspondence with, the complex field  $\mu(\mathbf{r})$ . Hence lines of constant polarisation are contours of constant  $\mu$ .

The transverse nature of the Skymion field means that at any given point,  $\mathbf{r}_0$ , only a single Skymion field line is present and, moreover, that this line is continuous at this point. It follows that at  $\mathbf{r}_0$  there is a direction  $u(\mathbf{r}_0)$  along which the Stokes parameters,  $\mathbf{S}$ , do not change:

$$\mathbf{u}(\mathbf{r}_0) \cdot \nabla S_i(\mathbf{r}_0) = 0. \quad (37)$$

As the Stokes parameters do not change in this direction it follows, necessarily, that the polarisation also does not change. Hence  $\mathbf{u}(\mathbf{r}_0)$  determines the direction of a line of constant polarisation, which includes but is not restricted to C lines and L lines (lines of circular and specific linear polarisation). [80–83]

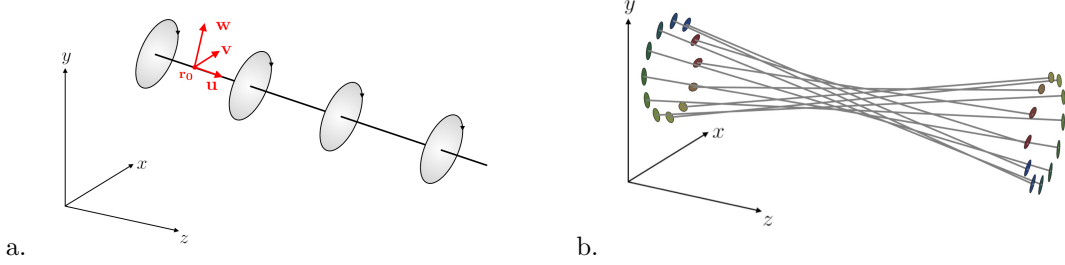


FIG. 3. a. A line of constant elliptical polarisation and the local coordinate system  $\mathbf{u}, \mathbf{v}, \mathbf{w}$  at  $\mathbf{r}_0$ . b. A twisted mesh of lines of constant polarisation for a paraxial skyrmion beam ( $n = 1$ ) freely propagating over eight Rayleigh ranges.

To prove that lines of constant polarisation are also Skyrmion field lines, we return to the definition of the Skyrmion field, given in Eq. (2), and evaluate this expression by introducing, at each point, two unit vectors  $\mathbf{v}(\mathbf{r}_0)$  and  $\mathbf{w}(\mathbf{r}_0)$ , where  $\mathbf{u}, \mathbf{v}$  and  $\mathbf{w}$  are orthonormal vectors satisfying the right-hand rule so that, for example,  $\mathbf{u} = \mathbf{v} \times \mathbf{w}$ , as depicted in Fig. 3 a. Hence the components of the Skyrmion field in this coordinate system are

$$\Sigma_u = \frac{1}{2} \varepsilon_{pqr} S_p \left( \frac{\partial S_q}{\partial v} \frac{\partial S_r}{\partial w} - \frac{\partial S_q}{\partial w} \frac{\partial S_r}{\partial v} \right), \quad (38)$$

$$\Sigma_v = \frac{1}{2} \varepsilon_{pqr} S_p \left( \frac{\partial S_q}{\partial w} \frac{\partial S_r}{\partial u} - \frac{\partial S_q}{\partial u} \frac{\partial S_r}{\partial w} \right), \quad (39)$$

$$\Sigma_w = \frac{1}{2} \varepsilon_{pqr} S_p \left( \frac{\partial S_q}{\partial u} \frac{\partial S_r}{\partial v} - \frac{\partial S_q}{\partial v} \frac{\partial S_r}{\partial u} \right). \quad (40)$$

The derivatives of the Stokes parameters are zero along the direction  $\mathbf{u}$  and it follows, therefore, that  $\Sigma_v = 0 = \Sigma_w$ . The one remaining non-zero component of the Skyrmion field at  $\mathbf{r}_0$  is  $\Sigma_u$  and it follows, therefore, that the Skyrmion field line at any point,  $\mathbf{r}_0$ , points along the direction of constant polarisation. Further details and consequences of this may be found in [40]. In a typical Skyrmionic optical beam with  $n = 1$  the lines of constant polarisation form a twisted mesh of straight lines shown in Fig. 3 b.

The identification of Skyrmion field lines with lines of constant polarisation is general and holds whether or not the structured light has a non-zero Skyrmion number. As such, Skyrmion field lines

provide a natural way to extend studies of L and C lines to arbitrary polarisations. A fully general comparison, however, requires an extension of the ideas presented here to non-paraxial fields. We return to this point elsewhere.

## V. THE SKYRMION VECTOR POTENTIAL AND DIRAC STRINGS

We have seen that the Skyrmion field is transverse and that this property allows for the introduction of a Skyrmion vector potential  $\mathbf{V}$ . As with the magnetic vector potential in electromagnetism,  $\mathbf{V}$  is not unique and may be modified by an analogue of a gauge transformation. The Skyrmion number can be evaluated by performing a line integral of the Skyrmion vector potential in much the same way that the magnetic flux through a surface is equivalent to an integral of the vector potential along a line bounding the surface.

A key feature in evaluating the Skyrmion number using the Skyrmion vector potential is the necessity of omitting singularities by deforming the integration contour. These singularities exist along lines in space and are analogous to Dirac strings that appear in the theory of magnetic monopoles [84–86]. Dirac strings are lines along which the magnetic vector potential is singular. They originate and end at magnetic monopoles or extend to infinity. For paraxial optical Skyrmions there is no analogue of the magnetic monopole and so the singular lines of the Skyrmion vector potential are unbounded.

Dirac strings are not unique; a gauge transformation will move them. The same behaviour holds for the Skyrmion vector potential and this means that there exists a variety of patterns of singular lines of the Skyrmion vector potential for any given Skyrmion field. The contour required to evaluate the line integral of  $\mathbf{V}$  will also vary, but the Skyrmion field and consequently the pattern of Skyrmion field lines will remain unchanged. In the following section, we give an explicit example of this behaviour where we give two distinct forms of the Skyrmion vector potential for the same structures paraxial light beam and, consequently, the same Skyrmion field.

A pattern with Skyrmion number  $n$  will typically be associated with  $2n$  singular lines, or strings. A special case exists, however, in which there is a single string, of strength  $n$ . A continuous gauge transformation reveals, however, further strings entering from infinity. We shall provide an example of this behaviour in section VI.

## VI. SKYRMIONS AND OPTICAL ORBITAL ANGULAR MOMENTUM

The theory outlined above is rather general and facilitates the exploration of a very wide range of polarisation patterns. It is useful, however, to study a few simple examples to illustrate a few key features. To this end we select the two orthogonal spatial modes to be Laguerre-Gaussian modes of the form

$$\begin{aligned}
u_p^\ell(\rho, \phi, z) &= \sqrt{\frac{2p!}{\pi(p+|\ell|)!}} \frac{1}{w(z)} \left(\frac{\rho\sqrt{2}}{w(z)}\right)^{|\ell|} \exp\left(-\frac{\rho^2}{w^2(z)}\right) \\
&\times L_p^{|\ell|} \left(\frac{2\rho^2}{w^2(z)}\right) e^{i\ell\phi} \exp\left(-i\frac{\rho^2}{w^2(z)} \frac{z-z_0}{z_R}\right) \\
&\times \exp\left(-i(2p+|\ell|+1) \tan^{-1}\left(\frac{z-z_0}{z_R}\right)\right)
\end{aligned} \tag{41}$$

where  $z_R = \pi w_0^2/\lambda$  is the Rayleigh range,  $w(z) = w_0\sqrt{1+(z-z_0)^2/z_R^2}$  is the beam width at  $z$  and  $z = z_0$  is the focal plane. These have been much studied in the physics of lasers [87, 88] and also by virtue of the orbital angular momentum, of  $\ell\hbar$  per photon, associated with them [89–93].

Selecting the modes  $u_0(\mathbf{r})$  and  $u_1(\mathbf{r})$  to be Laguerre-Gaussian modes means that the function  $\mu$  reduces to the simple form

$$\mu = f(\rho, z)e^{i\Phi(\rho, \phi, z)} = f(\rho, z)e^{i\Theta(\rho, z)}e^{i(\ell_1 - \ell_0)\phi} \tag{42}$$

so that the components of  $\mathbf{S}$  are

$$\begin{aligned}
S_x &= \frac{2f \cos[\Theta + (\ell_1 - \ell_0)\phi]}{1 + f^2}, \\
S_y &= \frac{2f \sin[\Theta + (\ell_1 - \ell_0)\phi]}{1 + f^2}, \\
S_z &= \frac{1 - f^2}{1 + f^2}.
\end{aligned} \tag{43}$$

The symmetry of our light beam suggests that we express the components of  $\mathbf{\Sigma}$  in cylindrical polar coordinates [13]:

$$\begin{aligned}
\Sigma_\rho &= -\frac{2(\ell_1 - \ell_0)}{\rho(1 + f^2)^2} \frac{\partial f^2}{\partial z}, \\
\Sigma_\phi &= -\frac{2}{(1 + f^2)^2} \left( \frac{\partial f^2}{\partial \rho} \frac{\partial \Theta}{\partial z} - \frac{\partial f^2}{\partial z} \frac{\partial \Theta}{\partial \rho} \right), \\
\Sigma_z &= \frac{2(\ell_1 - \ell_0)}{\rho(1 + f^2)^2} \frac{\partial f^2}{\partial \rho}.
\end{aligned} \tag{44}$$

The Skyrmion number from Eq. 36. is then simply given by the integral of  $\Sigma_z$  over a plane of

constant  $z$ :

$$\begin{aligned} n(z) &= \frac{1}{4\pi} \int_0^\infty \rho d\rho \int_0^{2\pi} d\phi \Sigma_z \\ &= (\ell_1 - \ell_0) \left( \frac{1}{1 + f^2(0, z)} - \frac{1}{1 + f^2(\infty, z)} \right). \end{aligned} \quad (45)$$

It is remarkable that this depends only on the dominant polarisation on the  $z$ -axis where the optical vortex is situated and at large distances from the axis. If the mode  $u_0(\mathbf{r})$  dominates at  $\rho = 0$ , then  $\lim_{\rho \rightarrow 0} \mu(\mathbf{r}) = 0$  and  $f(0, z) = 0$ , but if mode  $u_1(\mathbf{r})$  dominates then  $f(0, z) = \infty$ . The value of  $f(\infty, z)$  is similarly determined by the dominant spatial mode at large distances from the  $z$ -axis.

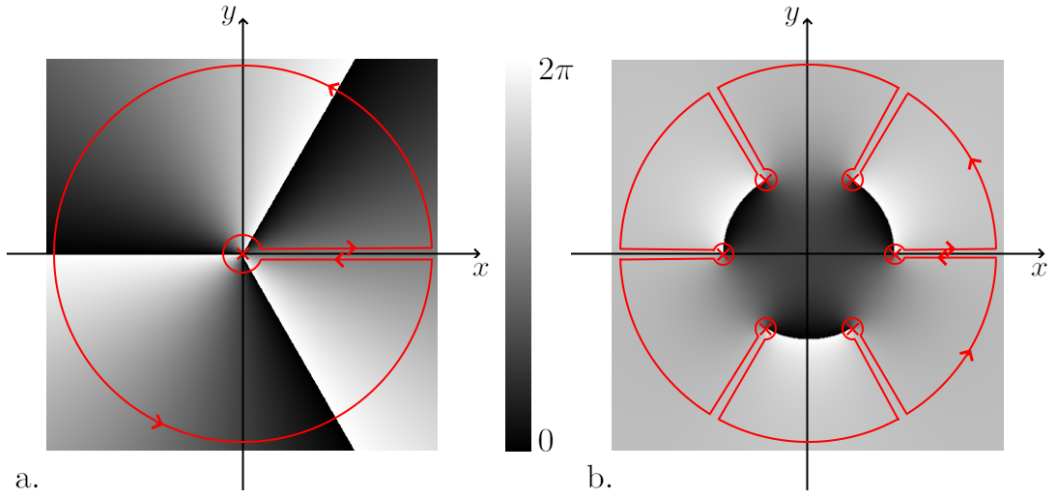


FIG. 4. Integration contours for an  $n = 3$  skyrmion: (a) For  $S_{\pm} = S_x \pm iS_y$ . (b) For  $S_{\pm} = S_z \pm iS_x$  (cf. Eq. 31). The background shows the corresponding phase,  $\Phi$ , with phase singularities marked by red crosses.

We can shed some light on the form of our expression for the Skyrmion number by calculating it using the Skyrmion potential  $\mathbf{V}$ . To do so we recall, from Eq. (22) that we can use the Skyrmion vector potential  $\mathbf{V}$  to rewrite the Skyrmion number in the form

$$n(z) = \frac{1}{4\pi} \oint \mathbf{V} \cdot d\boldsymbol{\ell}. \quad (46)$$

The integration contour must exclude singular points as showed in Fig. 4 for two different choices of basis. In the case of Fig. 4(a), where  $S_{\pm} = S_x \pm iS_y$ , this includes the  $z$ -axis where the argument of  $\mu$  is not defined, and integrating around the contour and noting that the two straight line contributions to the contour cancel results in:

$$n(z) = \frac{1}{4\pi} \left( \lim_{\rho \rightarrow \infty} \int_0^{2\pi} \rho d\phi V_{\phi} - \lim_{\rho \rightarrow 0} \int_0^{2\pi} \rho d\phi V_{\phi} \right), \quad (47)$$



where

$$V_\phi = \frac{S_z}{\rho} \frac{\partial}{\partial \phi} \arg(\mu) = \frac{S_z}{\rho} (\ell_1 - \ell_0). \quad (48)$$

It follows that the Skyrmion number is

$$\begin{aligned} n(z) &= \frac{1}{2}(\ell_1 - \ell_0) \left( -\frac{1 - f^2(\infty, z)}{1 + f^2(\infty, z)} + \frac{1 - f^2(0, z)}{1 + f^2(0, z)} \right) \\ &= (\ell_1 - \ell_0) \left( \frac{1}{1 + f^2(0, z)} - \frac{1}{1 + f^2(\infty, z)} \right). \end{aligned} \quad (49)$$

The Skyrmion number will typically be  $\pm(\ell_1 - \ell_0)$  or 0, with the value determined by the modes that dominate at  $\rho = 0$  and as  $\rho \rightarrow \infty$ . It will be zero if a single mode dominates in both places, and non-zero if the polarisation at  $\rho = 0$  is orthogonal to that for  $\rho \rightarrow \infty$ . There is one exception, which is when neither mode is sufficiently dominant at  $\rho = 0$  and in this case we find a non-integer Skyrmion number. We shall deal with this case separately in the next section.

As noted above, the Skyrmion vector potential is not unique and we can change its form, without changing the Skyrmion field, by a simple rotation of the basis. This will not affect the Skyrmion field lines, and so will leave the Skyrmion number unchanged, but it will change  $\mathbf{V}$  and also modify the pattern of singularities. An example of this is shown in Fig. 4(b), where we have rotated the Stokes vector through  $-\pi/2$  about the  $y$ -axis, so that  $S_\pm$  becomes  $S_z \pm iS_y$ . We see that the sole singularity at the origin in Fig. 4(a), around which the phase changes by  $6\pi$  corresponding to a Skyrmion number of 3, is replaced by six, that is  $2n$ , strings around each of which the phase changes by  $2\pi$ . The Skyrmion number is, of course, unchanged. We note that such a change of basis can be advantageous from an experimental perspective as the integration contour can be moved to regions of higher intensity, yielding better measured Skyrmion numbers [19].

If our two spatial modes are a pair of Laguerre-Gaussians, of the form given in Eq. (41) then the forms of  $f(0, z)$  and of  $f(\infty, z)$  are particularly simple. At large distances from the beam axis, the behaviour is determined solely by the rate at which the Gaussian tends to zero. For large  $\rho$  we find

$$f(\rho, z) = \frac{P(\rho)}{Q(\rho)} \exp \left[ -\rho^2 \left( \frac{1}{w_1^2(z)} - \frac{1}{w_0^2(z)} \right) \right], \quad (50)$$

where  $P(\rho)$  and  $Q(\rho)$  are polynomials. As  $\rho \rightarrow \infty$ ,  $f(\rho)$  tends to zero if  $w_1(z) < w_0(z)$  and if  $w_1(z) > w_0(z)$  then  $f(\rho)$  tends to infinity. For small values of  $\rho$ , however,  $f(\rho)$  is proportional to a power of  $\rho$  determined by the orbital angular momenta of the two modes:

$$f(\rho) \propto \rho^{|\ell_1| - |\ell_0|}. \quad (51)$$

This tends to zero if  $|\ell_1| > |\ell_0|$  and to infinity if  $|\ell_1| < |\ell_0|$ . Situations in which these quantities are equal are a special case that will be dealt with in the next section. Note that the behaviour for small  $\rho$  is quite general and applies for modes other than the Laguerre-Gaussians with a charge  $\ell$  vortex.

The form of  $\mu$  implicit in Eq. (50) reveals, also, how the Skyrmion number can change on propagation. We have seen how the widths  $w_0(z)$  and  $w_1(z)$ , when combined with the behaviour at the origin, determine the Skyrmion number. If the two Laguerre-Gaussian modes are focused at different points, then the relative widths of the modes can switch, say from  $w_1(z) < w_0(z)$  to  $w_1(z) > w_0(z)$  and with this the form of the polarisation at large distances, with the corresponding change in the Skyrmion number [13]. When this happens, Skyrmion field lines turn away from the propagation direction heading radially outwards.

## VII. NON-INTEGER SKYRMIONS

The remaining case to consider is when the two spatial modes have equal but opposite orbital angular momentum so that  $\ell_1 = -\ell_0 = \ell$ . This case can also produce a Skyrmion structure but this time the Skyrmion number takes a fractional, or more precisely a non-integer, value. To the best of our knowledge, this situation does not appear in other fields of physics in which Skyrmons or the associated textures arise.

We shall see that non-integer Skyrmons have a number of features that distinguish them from the more familiar integer Skyrmons described above.

To begin our discussion let us return to our formula for the Skyrmion number associated with a pair of spatial modes carrying orbital angular momentum, Eq. (45). The Skyrmion number depends only on the function  $f(\rho, z)$  at large and small values of  $\rho$ . For large  $\rho$  one of the two modes will always dominate and hence if we move far enough from the  $z$ -axis we will find that  $f(\rho, z)$  tends to zero or to infinity. The new feature occurs on the  $z$ -axis where as  $\rho \rightarrow 0$  we find that  $f(\rho, z)$  tends to the value

$$f(0, z) = \sqrt{\frac{p_1!(2p_0 + |\ell|)!}{p_0!(2p_1 + |\ell|)!}} \left| \frac{\beta}{\alpha} \right| \left( \frac{w_0(z)}{w_1(z)} \right)^{|\ell|+1}. \quad (52)$$

It follows that the associated Skyrmion number,

$$n(z) = 2\ell \left( \frac{1}{1 + f^2(0, z)} - \frac{1}{1 + f^2(\infty, z)} \right), \quad (53)$$

can take any desired value. As the beam propagates, moreover, this Skyrmion number will change as diffraction causes the ratio of beam waists  $w_0(z)/w_1(z)$  to change.

The fact that the Skyrmion number changes on propagation requires an explanation. The situation is clearly distinct from that produced by a pair of spatial modes focused in different places, as there the Skyrmion number changes abruptly at a single plane. This suggests that a different explanation is required. To find this we note that the issue seems to originate from the behaviour of the Skyrmion field on the  $z$ -axis and it is there that we find an explanation. For small values of  $\rho$  the ratio of the mode amplitudes tends to the value

$$\lim_{\rho \rightarrow 0} \mu = f(0, z) \exp \left( -i2(p_1 - p_0) \tan^{-1} \left( \frac{z - z_0}{z} \right) \right) e^{i2\ell\phi}. \quad (54)$$

As the magnitude of this is non-zero it is clearly ill-defined as the azimuthal angle  $\phi$  has no meaning on the axis. It follows that the point  $z = 0$  in any given plane is singular.

To focus attention on the Skyrmion field on the  $z$ -axis, let us consider a cylindrical volume of radius  $\Delta\rho$  and height  $\Delta z$  centred on and rotationally symmetric about the  $z$ -axis, as depicted in Fig. 5. We can use our expressions for the  $z$ - and  $\rho$ -components of  $\Sigma$ , given in Eq. (29), to evaluate the flux of the Skyrmion field through the surface of this cylinder. We find

$$\oint \Sigma \cdot d\mathbf{S} = 4\pi 2\ell \left( \frac{1}{1 + f^2(0, z + \Delta z)} - \frac{1}{1 + f^2(0, z)} \right). \quad (55)$$

This depends, clearly, only on the polarisation on the  $z$ -axis, through the function  $f(0, z)$ . Gauss's theorem then implies that the divergence of  $\Sigma$  is not zero but rather takes a singular value on the  $z$ -axis,

$$\nabla \cdot \Sigma = 4\ell \frac{\delta(\rho)}{\rho} \frac{\partial}{\partial z} \frac{1}{1 + f^2(\rho, z)}, \quad (56)$$

so that the volume integral of this over our cylinder gives

$$\begin{aligned} \int \nabla \cdot \Sigma \, d\Omega &= 8\pi\ell \left( \frac{1}{1 + f^2(0, z + \Delta z)} - \frac{1}{1 + f^2(0, z)} \right) \\ &= \oint \Sigma \cdot d\mathbf{S}, \end{aligned} \quad (57)$$

as required. The theorem, which we proved earlier (5), established that  $\nabla \cdot \Sigma = 0$ , but here we see the need to add a caveat to this due to the singular behaviour of the Skyrmion field on the  $z$ -axis. For a non-integer Skyrmion, the Skyrmion field does not have a properly defined value on the  $z$ -axis and therefore does not have a well-defined derivative there. Our earlier proof of the divergenceless nature of  $\Sigma$  employed the idea that  $\mathbf{S}$  (or  $\mathbf{M}$ ) is slowly varying in that its value can be represented by a Taylor series in the vicinity of any given point. The singular form of the Skyrmion field on the  $z$ -axis means that the required slowly varying behaviour does not hold on the  $z$ -axis. The fact that  $\nabla \cdot \Sigma = 0$  everywhere *except* on the  $z$ -axis means that the Skyrmion field

lines can originate or terminate there, and it is by this mechanism that the Skyrmion number can change continuously as the light propagates. A schematic illustration of this behaviour is presented in Fig. 5. The failure of the transversality condition for non-integer Skyrmions also suggests that a description of these in terms of an underlying Skyrmion vector potential may not be helpful.

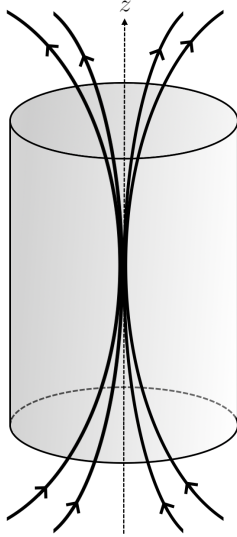


FIG. 5. Lines of constant polarisation going in and out of the cylindrical volume for a non-integer Skyrmion.

## VIII. CONCLUSION

While optical Skyrmions fall into a specific category of structured light beams, studying their fundamental properties uncovers powerful tools for examining the topological properties of paraxial light beams. Optical Skyrmions are best understood by reference to a Skyrmion field. This field is transverse, or divergenceless, and so may be represented in terms of a vector potential. This potential, although not unique, provides a simple expression for the Skyrmion number in paraxial optical Skyrmion fields based solely on topological considerations. Skyrmion field lines have a significance beyond their association with Skyrmions: they are lines of constant polarisation [40]. As such they underlie and map the forms of all structured paraxial beams. It is likely, therefore, that they will find general application in the developing study of structured light beams [1, 2]. Extending the study of Skyrmions beyond the paraxial regime could bring novel insights into topological charge conservation as has been advocated in the study of L and C lines [80–83].

It is straightforward to construct paraxial beams with Skyrmionic structure by superposing

orthogonally polarised Laguerre-Gaussian modes. For these we can determine the Skyrmion number purely in terms of the polarisation on the beam axis and at large distances. We can readily construct analogues of the Skyrmions encountered in the study of magnetic media. The spins in a magnetic film interact, but there is no such interaction for a light beam. For this reason, we can contemplate creating structures that do not exist in magnetism, such as Skyrmions with arbitrary polarisation at their centre. A further example given here is the existence of non-integer Skyrmions. These have many of the features of the more familiar integer Skyrmions but lack their stability in that the Skyrmion number typically varies on propagation. The origin of this effect is the failure of the transversality or divergenceless condition on the beam axis. It is this feature that accounts for both the fractional (or more precisely non-integer) nature of the Skyrmions and for their changes on propagation.

## IX. ACKNOWLEDGEMENTS

S. M. B. acknowledges support from the Royal Society, grant number RP150122, J. B. G acknowledges support from the EP/V048449/1 grant and the Leverhulme Trust, A. M. acknowledges support by a UK Research and Innovation Council grant EPSRC/DTP 2020/21/EP/T51786/1. C. M. C. acknowledges financial support from UK Research and Innovation Council (UKRI) grant EP/W016486/1.

## REFERENCES

- 
- [1] Forbes A, de Oliveira M and Dennis M R, 2021, Structured light *Nat. Photon.* **15** 253–262
  - [2] Rubinsztein-Dunlop H. et al., 2016, Roadmap on structured light *J Opt* **19** 1:013001
  - [3] Wang J, Castellucci C, Franke-Arnold S, 2020, Vectorial light–matter interaction: Exploring spatially structured complex light fields *AVS Quantum Science* **2** 3.
  - [4] Zhan Q, 2009, Cylindrical vector beams: from mathematical concepts to applications *Adv. Opt. Photon.* **1** 1-57.
  - [5] Zambrini R and Barnett S M, 2007, Angular momentum of multimode and polarisation patterns *Opt. Expr.* **15** 15214–15227
  - [6] Galvez E, Khadka S, Schubert W and Nomoto S, 2012, Poincaré-beam patterns produced by nonseparable superpositions of Laguerre–Gauss and polarisation modes of light *Appl. Opt.* **51** 2925-2934
  - [7] Bauer, T. et al., 2015, Observation of optical polarization Möbius strips. *Science* **347** 964–966

- [8] Otte E, Rosales-Guzmán C, Ndano B, Denz C and Forbes A, 2018, Entanglement beating in free space through spin-orbit coupling *Light: Science and Applications* **7** 18009
- [9] Nesterov A V, Niziev V G, 2000, Laser beams with axially symmetric polarization. *J. Phys. D* **33** (15), 1817.
- [10] Oron R, Blit S, Davidson N, Friesem A, Bomzon Z and Hasman E, 2000, The formation of laser beams with pure azimuthal or radial polarization. *Appl. Phys. Lett* **77** 21.
- [11] Quabis S, Dorn R, Eberler M, Glöckl and Leuchs G, 2000, Focusing light to a tighter spot *Opt. Commun.* **179** 1–7
- [12] Dorn R, Quabis S and Leuchs G, 2003, Sharper focus for radially polarized light beams *Phys. Rev. Lett.* **91** 233901
- [13] Gao S, Speirits F C, Castellucci F, Franke-Arnold S, Barnett S M and Götte J B, 2020, Paraxial Skyrmionic beams *Phys. Rev. A* **102** 053513; Erratum *Phys. Rev. A* **104** 049901(E)
- [14] Skyrme T H R, 1961, A non-linear field theory *Proc. R. Soc. Lond. A* 127–138
- [15] Skyrme T H R, 1962, A unified field theory of mesons and baryons *Nucl. Phys.* **31** 556–569
- [16] Piette B M A G, Schroers B J and Zakrzewski W J, 1995, Multisolitons in a two-dimensional Skyrme model *Z. Phys. C* **65** 165–174
- [17] Vollhardt D and Wölfle P, 2013, *The superfluid phases of helium 3* (Mineola New York: Dover)
- [18] Cisowski C, Ross C & Franke-Arnold S, 2023, Building Paraxial Optical Skyrmions Using Rational Maps *Advanced Photonics Research.* **4**, 4
- [19] McWilliam A, Cisowski C M, Ye Z, Speirits F C, Götte J B, Barnett S M, Franke-Arnold S, 2023, Topological approach of characterizing optical Skyrmions and Skyrmion lattices *Laser Photonics Rev.* **17**, 9
- [20] Shifman M, 1994, *Instantons in Gauge Theories.* (Singapore World Scientific)
- [21] Flayac H, Solnyshkov D., Shelykh I. and Malpuech G., 2013, Transmutation of Skyrmions to Half-Solitons Driven by the Nonlinear Optical Spin Hall Effect. *Phys. Rev. Lett.* **110** 016404.
- [22] Yu X Z, Koshibae W, Tokunaga Y et al., 2018, Transformation between meron and skyrmion topological spin textures in a chiral magnet. *Nature* **564** 95–98
- [23] Gao N, Je S G, Im M Y et al., 2019, Creation and annihilation of topological meron pairs in in-plane magnetized films. *Nat Commun* **10** 5603.
- [24] Guo C, Xiao M, Guo Y, Yuan L and Fan S, 2020, Meron Spin Textures in Momentum Space. *Phys. Rev. Lett.* **124**, 106103
- [25] Krol M, Sigurdsson H, Rechcinska K, Oliwa P, Tyszka K, Bardyszewski W, Opala A, Matuszewski M, Morawiak P, Mazur R, Piecek W, Kula P, Lagoudakis P, Pietka B and Szczytko J, 2021, Observation of second-order meron polarization textures in optical microcavities. *Optica.* **8**, 255-261
- [26] Cilibrizzi P, Sigurdsson H, Liew T, Ohadi H, Askitopoulos A, Brodbeck S, Schneider C, Shelykh I, Hofling S, Ruostekoski J and Lagoudakis P, 2016, Half-skyrmion spin textures in polariton microcavities. *Phys. Rev. B* **94** 045315.

- [27] Volovik G E, 2003, *The universe in a helium droplet* (Oxford: Oxford University Press)
- [28] Leggett A, 2006, *Quantum liquids: Bose-condensation and Cooper pairing in condensed-matter systems* (Oxford: Oxford University Press)
- [29] van Mechelen T, Jacob Z, 2019, Photonic Dirac monopoles and Skyrmions: spin-1 quantization *Opt. Mater. Express* **9** 95–111
- [30] Wilczek F, 1990, *Fractional statistics and anyon superconductivity* (Singapore: World Scientific)
- [31] Pisamen L M, 1999, *Vortices in nonlinear fields* (Oxford: Oxford University Press)
- [32] Vilenkin A and Shellard E P S, 1994, *Cosmic strings and other topological defects* (Cambridge: Cambridge University Press)
- [33] Sachdev S, 2011, *Quantum phase transitions* (Cambridge: Cambridge University Press)
- [34] Seki S and Mochizuki M, 2015, *Skyrmions in magnetic materials* (Berlin: Springer)
- [35] Dennis M R, 2011, Fermionic out-of-plane structure of polarization singularities *Opt. Lett.* **36** 3765–3767
- [36] Bogdanov A and Rößler U, 2001, Chiral symmetry breaking in magnetic thin films *Phys. Rev. Lett.* **87** 037203
- [37] Rößler U, Bogdanov and Pfeiderer S, 2006, Spontaneous Skyrmion ground states in magnetic metals *Nature* **442** 797–801
- [38] Mühlbauer S, Binz B, Jonietz F, Pfeiderer C, Rosch A, Neubauer A, Georgii R and Böni P, 2009, Skyrmion lattice in a chiral magnet *Science* **323** 915–919
- [39] Romming N, Hanneken C, Menzel N, Bickel J E, Wolter B, von Bergmann K, Kubetzka A and Wiesendanger R, 2013, Writing and deleting single magnetic Skyrmions *Science* **341** 636–639
- [40] Barnett S M, Speirits F C, Götte J B, 2023, On lines of constant polarisation in structured light beams *EPL* **143** 35002
- [41] Dupé B, Hoffmann M, Paillard C and Heinze S, 2014, Tailoring magnetic Skyrmions in ultra-thin transition metal films *Science* **5** 1–6
- [42] Hsu P J, Kubetzka A, Finco A, Romming N, von Bergmann K and Wiesendanger R, 2016, Electric-field driven switching of individual magnetic Skyrmions *Nature Nanotech.* **12** 123–126
- [43] Fert A, Cros V and Sampaio J, 2013, Skyrmions on the track *Nature Nanotech.* **8** 3 152–156
- [44] Foster D, Kind C, Ackerman P J, Tai J S B Dennis M R and Smalyukh, 2019, Two-dimensional Skyrmion bags in liquid crystals and ferromagnets *Nature Phys.* **15** 655–659
- [45] Tsesses S, Ostrovsky E, Cohen K, Gjonaj B, Lindner N H and Bartal G, 2018, Optical Skyrmion lattice in evanescent electromagnetic fields *Science* **361** 993–996
- [46] Deng Z-L, Shi T, Krasnok A, Li X and Alù A, 2022, Observation of topologically robust localized magnetic plasmon Skyrmions *Nature Comm.* **13** 8
- [47] Shi P, Du L and Yuan X, 2012, Spin photonics: from transverse spin to photonic Skyrmions *Nanophotonics* (in press)
- [48] Shen Y, Hou Y, Papasimakis N and Zheludev N I, 2021, Supertoroidal light pulses as electromagnetic Skyrmions propagating in free space *Nature Commun.* **12** 5891

- [49] Shen Y, 2021, Topological bimeronic beams *Opt. Lett.* **48** 3737–3740
- [50] Shen Y., Martínez E., and Rosales-Guzmán C., 2022, Generation of Optical Skyrmions with Tunable Topological Textures. *ACS Photonics* **9** 1, 296–303.
- [51] Sugic D, Droop R, Otte E, Ehrmanntraut D, Nori F, Ruostekoski J, Denz C and Dennis M R, 2021, Particle-like topologies in light *Nature Commun.* **12** 6785
- [52] Ehrmanntraut D, Droop R, Sugic D, Otte E, Dennis M R and Denz C, 2023, Optical second-order skyrmionic hopfion *Optica* **10** 6, 725–731.
- [53] Parmee C D, Dennis M R and Ruostekoski J, 2022, Optical excitations of Skyrmions, knotted solitons and defects in atoms *Nature Commun. Phys.* **5**, 54
- [54] Zhang Q, Xie Z, Shi P, Yang H, He H, Du L, and Yuan X, 2022, Optical topological lattices of Bloch-type skyrmion and meron topologies. *Photon. Res.* **10** 4, 947–957.
- [55] Lin W, Ota Y, Arakawa Y and Iwamoto S, 2021, Microcavity-based generation of full Poincaré beams with arbitrary Skyrmion numbers *Phys. Rev. Res.* **3** 023055
- [56] Gutiérrez-Cuevas R and Pisanty E, 2021, Optical polarization Skyrmionic fields in free space *J. Opt.* **23** 024004
- [57] Zhu J, Liu S, and Zhang Y-S, 2021, Synthesis and observation of optical Skyrmionic structure in free space arXiv:2103.11293
- [58] Born M and Wolf E, 2000, *Principles of optics: electromagnetic theory of propagation, interference and diffraction of light* 7th ed. (Cambridge: Cambridge University Press)
- [59] Wolf E, 2007, *Introduction to the theory of coherence and polarization of light* (Cambridge: Cambridge University Press)
- [60] Nape I, Singh K, Klug A, Buono W, Rosales-Guzman C, Franke-Arnold S, Dudley A and Forbes A, 2021, Revealing the invariance of vectorial structured light in perturbing media arXiv:2108.13890
- [61] Ishikawa Y, Tajima K, Bloch D and Roth M, 1976, Helical spin structure in manganese silicide MnSi *Solid State Communications* **19** 525–528
- [62] Beille J, Voiron J and Roth M, 1983, Long period helimagnetism in the cubic B20  $\text{Fe}_x\text{Co}_{1-x}\text{Si}$  and  $\text{Co}_x\text{Mn}_{1-x}\text{Si}$  alloys *Solid State Communications* **47** 399–402
- [63] Lebech B, Bernhard J and Freltoft T, 1989, Magnetic structures of cubic FeGe studied by small-angle neutron scattering *J. Phys.: Condens. Matter* **1** 6105–6122
- [64] Lebech B, Harris P, Pedersen J S, Mortensen K, Gregory C, Bernhoeft N, Jermy M and Brown B, 1995, Magnetic phase diagram of MnSi *J. Magn. Magn. Mater.* **140** 119–120
- [65] Stephenson G and Radmore P M, 1990, *Advanced mathematical methods for engineering and science students* (Cambridge: Cambridge University Press)
- [66] Salomaa M M and Volovik G E, 1987, Quantized vortices in superfluid  $^3\text{He}$  *Rev. Mod. Phys.* **59** 533–613
- [67] Mermin N D and Ho T-L, 1976, Circulation and angular momentum in the A phase of superfluid helium-3 *Phys. Rev. Lett.* **36** 594–597
- [68] Aitchison I J R and Hey A J G, 1989, *Gauge theories in particle physics* 2nd ed. (Bristol: Adam Hilger)



- [69] Dirac P A M, 1931, Quantised singularities in the electromagnetic field *Proc. R. Soc. Lond. A* **133** 60–72
- [70] Dirac P A M, 1931, The theory of magnetic poles *Phys. Rev.* **74** 817–830
- [71] Jackson J D, 1999, *Classical electrodynamics* 3rd ed. (New York: Wiley)
- [72] Lawrie I D, 2002, *A unified grand tour of theoretical physics* (Bristol: Institute of Physics)
- [73] Barnett S M, 2009, *Quantum information* (Oxford: Oxford University Press)
- [74] Hecht E and Zajac A, 1980, *Optics* (Reading MA: Addison-Wesley)
- [75] Schmidt E, 1907, Zur Theorie der linearen und nichtlinearen Integralgleichungen *Math. Ann.* **63** 433–476
- [76] Spreuw R J C, 1998, Classical analogy of entanglement *Found. Phys.* **28** 361–374
- [77] Tilley D R and Tilley J, 1974, *Superfluidity and superconductivity* (New York: van Nostrand Reinhold)
- [78] Donnelly R J, 1991, *Quantized vortices in helium II* (Cambridge: Cambridge University Press)
- [79] Nape I, Singh K, Klug A, Buono W, Rosales-Guzman C, McWilliam A, Franke-Arnold S, Kritzinger A, Forbes P, Dudley A and Forbes A, 2022, Revealing the invariance of vectorial structured light in complex media *Nat. Photon.* **16(7)** 1:9
- [80] Nye J F, 1999, *Natural focusing and fine structure of light* (Bristol: Institute of Physics Publishing)
- [81] Nye J F, 1983, Lines of circular polarization in electromagnetic wave fields *Proc. R. Soc. Lond. A* **389** 279–290
- [82] Berry M V and Dennis M R, 2001, Polarization singularities in isotropic random vector waves *Proc. R. Soc. Lond. A* **457** 141–155
- [83] Dennis M R, O’Holleran K and Padgett M J, 2009 Singular Optics: Optical Vortices and Polarization Singularities, *Progress in Optics* **53** 293-363
- [84] Dirac P A M, 1931, Quantised singularities in the electromagnetic field *Proc. R. Soc. Lond. A* **133** 60–72
- [85] Frankel T, 2012, *The geometry of physics* 3rd ed. (Cambridge: Cambridge University Press)
- [86] Manton N and Sutcliffe P, 2004, *Topological solitons* (Cambridge: Cambridge University Press)
- [87] Siegman A E, 1986, *Lasers* (Sausalito CA: University Science Books)
- [88] Milonni P W and Eberly J H, 2010, *Laser Physics* (Hoboken NJ: Wiley)
- [89] Allen L, Beijersbergen M W, Spreuw R J C and Woerdman J P, 1992, Orbital angular momentum of light and the transformation of Laguerre-Gaussian laser modes *Phys. Rev. A* **45** 8185–8189
- [90] Allen L, Barnett S M and Padgett M J, 2003, *Optical angular momentum* (London: Institute of Physics Publishing)
- [91] Bekhshaev A, Soskin M and Vasnetsov M, 2008, *Paraxial light beams with orbital angular momentum* (New York: Nova)
- [92] Yao A M and Padgett M J 2011 Orbital angular momentum: origins, behavior and applications *Adv. Opt. Photon.* **3** 161–204

- [93] Andrews D L and Babiker M eds. 2013 *The angular momentum of light* (Cambridge: Cambridge University Press)