

Alleviating H_0 and S_8 Tensions Simultaneously in K-essence Cosmology

Seyed Ali Hosseini Mansoori¹ and Hossein Moshafi^{2*}

¹*Faculty of Physics, Shahrood University of Technology, P.O. Box 3619995161 Shahrood, Iran*

²*School of Astronomy, Institute for Research in Fundamental Sciences (IPM), Tehran, Iran, P.O. Box 19395-5531*

The present work begins by examining the early-Universe inflationary epoch of a special K-essence model, which incorporates a linear coupling term between the scalar field potential and the canonical Lagrangian. For the power law potential, we both numerically and analytically prove that the inflationary parameters such as the spectral index and tensor-to-scalar ratio are compatible with the recent BICEP/Keck observations. Continuing this work, our analysis based on comparing early-Universe observations with late-Universe measurements indicates that the tension on the Hubble parameter H_0 and the growth of structure parameter S_8 can be alleviated simultaneously. More precisely, compared to the standard Λ CDM model, our model can reduce H_0 tension to roughly 2.2σ and the S_8 discrepancy diminishes to 0.82σ .

I. INTRODUCTION

The Λ CDM model has been successful in explaining various observations in cosmology and astrophysics across different scales and periods. These include the anisotropies in the Cosmic Microwave Background (CMB), the clustering of the large-scale structure (LSS), cosmic shear, the magnitude-redshift relation of distant Type Ia Supernovae (SNeIa), and light element abundances [1–10]. Nevertheless, it presents potential drawbacks, both theoretical and observational [11]. The first category includes issues like the non-renormalizability of general relativity and the cosmological constant problem. The second encompasses challenges such as the dynamic nature of dark energy, the onset of the inflationary phase, and a range of cosmological discrepancies.

Among cosmological discrepancies, the "Hubble tension" is particularly noteworthy [12]. This mismatch is observed in several early- and late-time inferences of the Hubble constant H_0 [13, 14]. One of the most precise early-time inferences comes from CMB measurements by the *Planck* satellite, which assuming Λ CDM, yields $H_0 = (67.36 \pm 0.54)$ km/s/Mpc [4]. This value improves to (67.62 ± 0.47) km/s/Mpc when combined with Baryon Acoustic Oscillation (BAO) and Hubble flow SNeIa data [4]. In contrast, one of the most precise local measurements comes from the SH0ES team, which yields (73.04 ± 1.04) km/s/Mpc through a distance ladder making use of Cepheid-calibrated SNeIa [13]. The significance of the tension varies depending on the dataset considered but falls between 4σ and 6σ in most cases, which makes it one of the most exciting open problems in cosmology.

Alongside the Hubble tension, there exists an additional discrepancy on the amplitude of matter fluctuations between early and late time cosmological probes, typically parameterized as $S_8 \equiv \sigma_8 \sqrt{\Omega_m}/0.3$, in which σ_8 is the root mean square of matter fluctuations on an

$8h^{-1}$ Mpc scale, and Ω_m is the total matter abundance. To put it in numbers, the value obtained from the CMB by *Planck* [4] $S_8 = 0.834 \pm 0.016$ is 2.9σ bigger than the directly measured values from KiDS-1000 cosmology [15] and DES Y3 [16] combined give $S_8 = 0.769 \pm 0.016$. A plethora of models have been suggested to address one or both of these tensions (see for instance [17–70]).

Furthermore, in the realm of inflationary cosmology, recent findings from *Planck* significantly limit the range of acceptable inflationary parameters at early time. For example, observations from *Planck* and BICEP/Keck throughout the 2018 observation period [71] indicate that the tensor-to-scalar ratio parameter is constrained to $r < 0.036$ with 95% confidence. Due to this constraint, the standard chaotic inflation models [72] with a potential of ϕ^n , even for $n = 2/3$, have been ruled out [71].

The primary objective of this paper is to establish an inflation model in which the parameters n_s and r align with the latest observational constraints. For this purpose, we present a novel subset of K-essence models that includes the coupling between the potential function and the canonical Lagrangian [73, 74]. This coupling term can influence the slow-roll parameters, thereby potentially altering the values of the spectral index n_s and the tensor-to-scalar ratio r at the CMB scale. We anticipate that our model will produce values for n_s and r that are consistent with the current BICEP/Keck bound, rather than being excluded in the standard model of chaotic inflation. The second aim of this study is to reconcile the discrepancies related to the Hubble constant H_0 and the structure growth rate S_8 by synthesizing diverse observational datasets.

The paper is organized as follows: In Sec II we first present our model setup. Subsequently, we explore inflationary solutions within our model and demonstrate that the values of the spectral index n_s and the tensor-to-scalar ratio r align with the latest BICEP/Keck constraints. In the rest of the sections, we attempt to show how our model can lead to the alleviation of both H_0 and S_8 tensions simultaneously. In order to accomplish this, we first introduce the observational data sets and the statistical methods used in this work in Sec IV A. Section IV B concentrates on presenting our results for this

* shosseini@shahroodut.ac.ir
moshafi@ipm.ir

model in light of the combination of different datasets. Finally, we discuss findings in Sec V.

II. MODEL

Allow us to consider a special class of the *K-essence* models [74] which is introduced by

$$P(X, \phi) = f(\phi)\mathcal{L}_{\text{cano}} \quad (1)$$

where $\mathcal{L}_{\text{cano}} = X - V(\phi)$ is the canonical scalar field Lagrangian in which $X = -\partial_\mu\phi\partial^\mu\phi/2$ and $V(\phi)$ is the potential function. We assume that f depends on the potential V via

$$f(\phi) = 1 + (2\mathcal{K}/M_{\text{pl}}^4)V(\phi) \quad (2)$$

in which M_{pl} is the reduced Planck mass and k is a dimensionless constant. Note that as $\mathcal{K} = 0$ the above function reduces to the canonical scalar field Lagrangian. When comparing it to the standard canonical k-essence model, where the kinetic and potential terms are sum-separable as $P(X, \phi) = X - V(\phi)$, there is an additional coupling term, such as $V(\phi)X$. This term may change the inflationary parameters results reported in the sum-separable canonical k-essence model. In the next section, we will therefore investigate the impact of such a term on inflationary parameters, such as the spectral index n_s and the tensor-to-scalar ratio r , through both analytical and numerical methods.

III. INFLATIONARY PARAMETERS

For the k-essence function (1), the background equations of motion in a spatially flat FLRW spacetime are obtained by

$$3H^2 = f(X + V) \quad (3)$$

$$\dot{X}f + \dot{\phi}\left(f_{, \phi}(X + V) + fV_{, \phi}\right) - 6fHX \quad (4)$$

where the prime stands for the derivative with respect to cosmic time t , $H = \dot{a}/a$ is the Hubble parameter, and $X = \dot{\phi}^2/2$. Moreover, we set $M_{\text{pl}}^2 = 1$ throughout this paper for convenience.

As we consider the slow-roll approximation, where $\dot{\phi} \ll V$ (or $X \ll V$) and $\ddot{\phi} \ll H\dot{\phi}$ (or $\dot{X} \ll HX$), Eqs. (3) and (4) reduce to¹

$$3H^2 \simeq fV \quad (5)$$

$$\dot{\phi}V_{, \phi}(2f - 1) \simeq -6XfH. \quad (6)$$

From Eq. (5), one finds there is an upper bound on the potential, i.e., $f > 0$. This condition ensures that the model (1) is free from ghost and gradient instabilities at the level of cosmological scalar perturbations [77]. Without loss of generality, we can assume $\mathcal{K} < 0$. As a result, from the condition $f > 0$, we obtain an upper bound on the potential function, given by $V < 1/2|\mathcal{K}|$.

As long as one differentiates both sides of Eq. (5) with respect to time and combines it with Eq. (5), the Hubble slow-roll parameter reads as

$$\varepsilon_H \equiv -\frac{\dot{H}}{H^2} \simeq -\frac{1}{2}\left(\frac{V_{, \phi}}{V}\right)\left(\frac{\dot{\phi}}{H}\right)\left(\frac{2f - 1}{f}\right). \quad (7)$$

On the other hand, using Eq. (6), one can find that

$$\frac{\dot{\phi}}{H} = -\left(\frac{V_{, \phi}}{V}\right)\left[\frac{2f - 1}{f^2}\right] \quad (8)$$

By combing the above relations, the slow roll parameter (7) is rewritten as a function of the potential and its derivative, namely

$$\varepsilon_H = \frac{1}{2}\left(\frac{V_{, \phi}}{V}\right)^2\left[\frac{(2f - 1)^2}{f^3}\right]. \quad (9)$$

Analogous to the standard canonical model, in our model, the sound speed c_s equals the speed of light, i.e., $c_s = 1$ [77]. Furthermore, during the inflation era, it is necessary for the slow-roll parameters, namely ε_H and $\eta_H \equiv \varepsilon_H/(H\varepsilon_H)$, to be much smaller than one. This condition holds for at least 50-60 e-folds to address the flatness and horizon problems. It is worth noting that the inflation terminates when either of the slow-roll parameters approaches unity.

Taking advantage of Eq. (8), we can obtain the number of e-foldings as

$$N = -\int_{t_e}^t H dt = \int_{V_e}^V \frac{1}{2\varepsilon_H} \frac{dV}{V} \left(\frac{2f - 1}{f}\right) \quad (10)$$

in which the subscript “e” stands for the value of the quantities at the end of the inflation. Let us now choose a simple potential function like the chaotic potential with $V(\phi) = (A/M_{\text{pl}}^n)\phi^n$, in which A is a dimensionless coefficient and n is a rational number. It’s important to note that A represents the normalization parameter, which is determined by the amplitude of the scalar power spectrum at the CMB pivot scale ($k_{\text{CMB}} = 0.05\text{Mpc}^{-1}$), i.e. $\mathcal{P}_{\text{CMB}} \sim 2.1 \times 10^{-9}$. Therefore, the above expression converts to

$$N = \frac{1}{2n}\left(\frac{V}{A}\right)^{\frac{2}{n}}\left[1 + \frac{2\mathcal{K}V}{2+n}\left(1 - {}_2F_1\left(1, 1 + \frac{2}{n}, 2 + \frac{2}{n}, -4\mathcal{K}V\right)\right)\right] \quad (11)$$

where ${}_2F_1$ is the Gaussian hypergeometric function. Moreover, the potential V has been calculated at the beginning of the inflation. Because of the complex nature of the hypergeometric function, it is not possible

¹ Note that, in the slow-roll limit, the \mathbb{T}^2 -inflation model introduced in Refs. [75, 76] is equivalent to our present model.

to figure out the function V in reverse as a function of N . However, achieving this can be possible by selecting smaller values of the potential, ensuring that $|\mathcal{K}|V \leq \mathcal{O}(\sqrt{\epsilon_H^{\text{cano}}}) < 1/2$. In this regime, using (11) one can derive

$$\frac{V}{A} \simeq (2nN)^{\frac{n}{2}} \left[1 - \frac{1}{4} \left(\frac{(2n)^{n+1} N^n}{(1+n)} \right) \epsilon^2 + \mathcal{O}(\epsilon^3) \right] \quad (12)$$

where $\epsilon = \mathcal{K}A$. Although we have examined the aforementioned relationship up to the second order, as $\mathcal{K}V$ approaches the limit defined by $\sqrt{\epsilon_H^{\text{cano}}} \sim \mathcal{O}(0.01)$ [78], it becomes imperative to consider higher orders, such as the fourth order, to achieve a strong convergence between analytical and numerical results.

By taking into account Eq. (9) and Eq. (12) together, one writes down the slow-roll parameters and the sound speed as a function of N , namely

$$\begin{aligned} \epsilon_H &\simeq \frac{n}{4N} \left[1 + (2nN)^{\frac{n}{2}} \epsilon - \frac{4(2nN)^n (1+2n)}{1+n} \epsilon^2 + \mathcal{O}(\epsilon^3) \right] \\ \eta_H &\simeq \frac{1}{N} \left[1 - n(2nN)^{\frac{n}{2}} \epsilon + \frac{2n(2nN)^n (3+5n)}{1+n} \epsilon^2 + \mathcal{O}(\epsilon^3) \right] \end{aligned}$$

Regarding all the relations mentioned above, the formal solution for the spectral index (14) is obtained to be²

$$\begin{aligned} n_s - 1 &\simeq -\frac{1}{N} \left[\frac{2+n}{2} - \frac{n(2nN)^{\frac{n}{2}} (n-2)}{6N} \right] \epsilon \\ &+ \frac{n(2nN)^n}{18(1+n)N^2} \left(n(1+n)(n-2) + 36(2+3n)N^2 \right) \epsilon^2 \\ &+ \mathcal{O}(\epsilon^3) \end{aligned} \quad (16)$$

When comparing with Refs. [81, 82], the spectral index undergoes modifications of the orders of ϵ . Additionally, from Eqs. (13) and (15), it becomes trivial to derive r as a function of N .

Over the past few years, numerous observational constraints have been derived for the quantities r and n_s from various data sources, such as the *Planck* 2018 data [83, 84], as well as the *BICEP/Keck* (BK15 [85] and BK18 [86]). These constraints have imposed substantial limitations on the model's free parameters. For example, to be consistent with the current *BICEP/Keck*

constraints [86], in the $V = A\phi^{2/3}$ case, the value of the ϵ parameter should lie within the following range for $N = 60$.

$$-0.06903 < \epsilon < -0.0071 \quad (17)$$

As illustrated in Fig. 1, the predicted values of $\{r, n_s\}$ in the $\phi^{2/3}$ model for $\epsilon = -0.086$ fall entirely within the region determined by the BK18 results [86], as opposed to being ruled out in the standard model of chaotic inflation with $\epsilon = 0$. Moreover, the numerical values of $\{n_s, r\}$ on CMB scales, $\{0.971713, 0.0176352\}$, closely match the analytical result given by Eq. (16) for $N = 60$. Obviously, the ϕ^2 model still remains inconsistent with current observational data. Consequently, in the remainder of this manuscript, we focus on the potential $V = A\phi^{2/3}$.

By analyzing the primordial power spectrum of scalar perturbations, we can understand how the ϵ parameter affects early-Universe observational predictions for the Hubble parameter H_0 and the growth of structure parameter S_8 . The primordial power spectrum is expressed as

$$\mathcal{P}_s(k) = A_s \left(\frac{k}{k_{\text{CMB}}} \right)^{n_s - 1} \quad (18)$$

where A_s represents the amplitude of scalar perturbations and the spectral index n_s is derived Eq. (16), expressed as a function of the number of e-folds. Notice that n_s is written as a function of the wave number k during the inflation era where the Hubble parameter is roughly constant.

Given the early power spectrum (18) and the r value, we attempt to reduce H_0 and S_8 tensions between early-Universe results for our model and local late-Universe measurements in the upcoming sections.

IV. ALLEVIATING H_0 AND S_8 TENSIONS

A. Methodology and Data

Before we proceed further, let us briefly describe the observational analysis tools and likelihoods used in this study. Using a modified version of the publicly available Code for Anisotropies in the Microwave Background, *CAMB* [87, 88] we do a Maximum Likelihood Analysis (MLA) employing the Cosmological Markov Chain Monte Carlo (MCMC) code *CosmoMC* [89]. For the $\Lambda\text{CDM}+r$ model, we have used the following 7 parameter space:

$$\mathcal{P}_0 \equiv \left\{ \Omega_b h^2, \Omega_c h^2, 100\theta_{\text{MC}}, \tau, n_s, \ln[10^{10} A_s], r \right\}, \quad (19)$$

For our model, we have the same number of parameters:

$$\mathcal{P}_1 \equiv \left\{ \Omega_b h^2, \Omega_c h^2, 100\theta_{\text{MC}}, \tau, \epsilon, \ln[10^{10} A_s], r \right\}, \quad (20)$$

² In K-essence models, the scalar and tensor power spectra within the slow roll regime are defined as [79, 80]:

$$\mathcal{P}_{\mathcal{R}} \simeq \frac{1}{8\pi^2} \frac{H^2}{\epsilon_H} \Big|_{k=aH}, \quad \mathcal{P}_h \simeq \frac{2}{\pi^2} H^2 \Big|_{k=aH} \quad (13)$$

Afterward, one can compute the spectral index, n_s , and the tensor-to-scalar ratio, r as

$$n_s - 1 \equiv \frac{d \ln \mathcal{P}_{\mathcal{R}}}{d \ln k} \simeq -2\epsilon_H - \eta_H \quad (14)$$

$$r \equiv \frac{\mathcal{P}_h}{\mathcal{P}_{\mathcal{R}}} = 16\epsilon_H \quad (15)$$

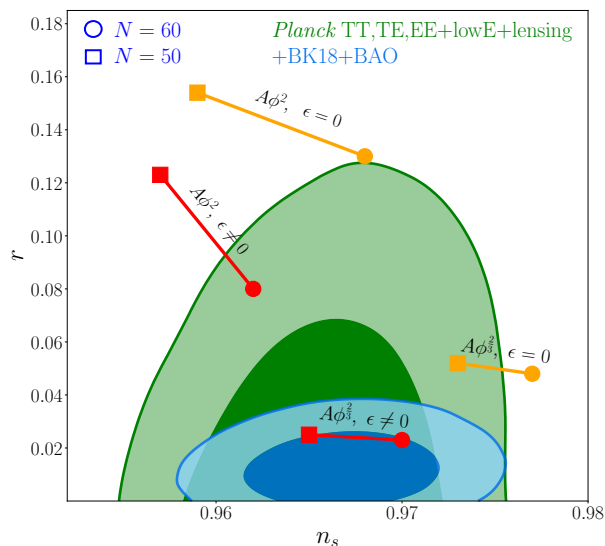


FIG. 1. Marginalized joint 68% and 95% CL regions for n_s and r for the $\phi^{2/3}$ and ϕ^2 models from *Planck* 2018+lensing in comparison with BK18+BAO data [86]

where ϵ and A_s represent the model parameters, τ_{re} is the reionization optical depth, n_s is the scalar spectral index, A_s is the amplitude of the scalar primordial power spectrum, and Θ_{MC} is an approximation of θ_* , which represents the angular scale of the sound horizon at decoupling. We always consider a flat Universe ($\Omega_K = 0$). The priors assumed for parameters are summarized in Table I.

Our reference datasets in the study of $\phi^{2/3}$ model are the following:

1. **CMB:** We use the most precise full-sky measurements of Cosmic Microwave Background (CMB) radiation performed by *Planck* satellite. We use both high- ℓ temperature and polarization angular power spectra from the release of “*Planck 2018*” baseline PLIK-TTTEEE along with *Planck* low- ℓ and low-E (SimAll) ($\ell \leq 30$) [4, 90, 91]. We mention all of *Planck* data (including temperature and polarization) by “CMB”.
2. **R21:** To assess whether our model can resolve the H_0 tension, we have included a Gaussian prior in the form of $H_0 = 73.30 \pm 1.04$ km/s Mpc, which was reported by the SH0ES team [13]. We refer to this prior as “R21”.
3. **BAO:** We also consider the various measurements of the Baryon Acoustic Oscillations (BAO) from different galaxy surveys as the *Planck* collaboration in their 2018 analysis [4], i.e. 6dFGS [92], SDSS-MGS [93], and BOSS DR12 [94]. We mention all these data points by “BAO”.
4. **SN:** We utilize luminosity distance measurements of 1,048 Type Ia supernovae in the redshift range

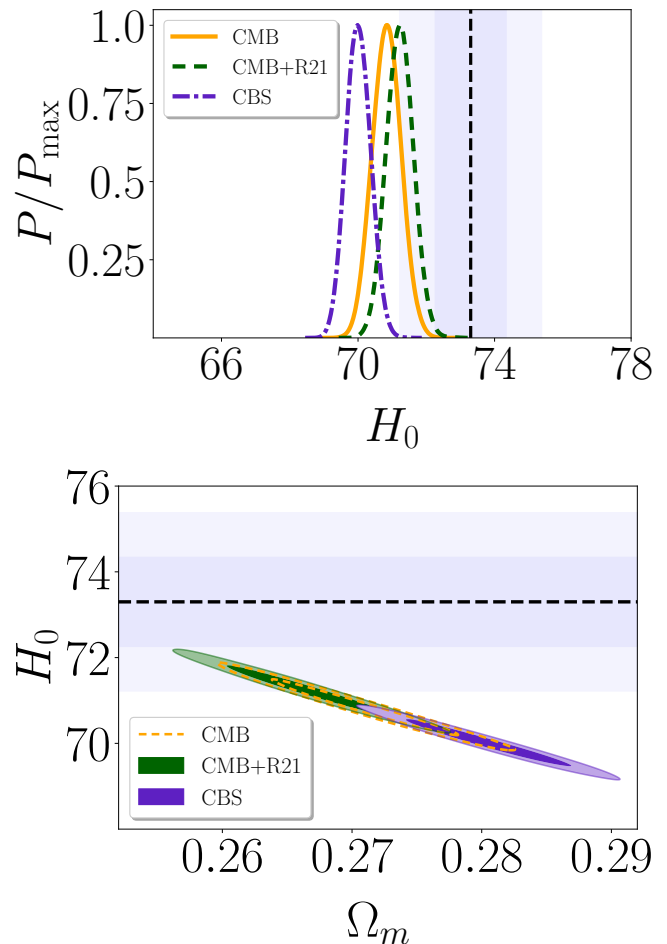


FIG. 2. Alleviating the Hubble Tension in $\phi^{2/3}$ model. (Upper:) one-dimensional posteriors of H_0 parameter are shown for the different combination of dataset. (Lower:) 68% and 95% confidence level constraints on H_0 vs. Ω_m for the model. The shaded area shows the measurement of H_0 done by the SH0ES team and its 1σ and 2σ errors [13].

$z \in [0.01, 2.3]$ from the Pantheon sample [95]. We refer to this catalog as “SN”.

5. **DES:** We also use weak-lensing data from Year 3 of the Dark Energy Survey (DES-Y3) to reconcile the tension in S_8 parameter [16].

In some analyses, we combine “CMB+BAO+SN” data and refer to it as “CBS”.

To test the model for Hubble tension, we use the Gaussian Tension (GT), which applies the “rule of thumb difference in mean”. [20, 96, 97]

Parameters	ϵ	$\ln [10^{10} A_s]$	r	$\Omega_b h^2$	$\Omega_c h^2$	τ_{re}	$100\Theta_{MC}$
Priors	$[-0.01, -0.0001]$	$[3.7, 5.0]$	$[0.001, 0.2]$	$[0.005, 0.1]$	$[0.001, 0.99]$	$[0.01, 0.8]$	$[0.5, 10]$

TABLE I. Flat priors used on various free parameters of $\phi^{2/3}$ model, during statistical analysis. The ϵ and r parameters are chosen to be compatible with the range in Eq. 17 and the recent BICEP/Keck observation Fig. 1.

Parameters	$\phi^{2/3}$ model			Λ CDM		
	CMB	CMB+R21	CMB+BAO+SN	CMB	CMB+R21	CMB+BAO+SN
ϵ	< -0.00443	< -0.00427	< -0.00518	0	0	0
$\ln(10^{10} A_s)$	$4.388^{+0.019}_{-0.021}$	$4.388^{+0.018}_{-0.023}$	$4.388^{+0.018}_{-0.023}$	3.044 ± 0.016	$3.047^{+0.015}_{-0.018}$	3.044 ± 0.017
Ω_m	0.2709 ± 0.0047	0.2669 ± 0.0042	0.2806 ± 0.0042	0.3155 ± 0.0088	0.2946 ± 0.0068	$0.3094^{+0.0053}_{-0.0061}$
H_0	70.84 ± 0.42	71.21 ± 0.39	70.00 ± 0.37	67.34 ± 0.63	$68.93^{+0.50}_{-0.57}$	67.78 ± 0.43
S_8	0.758 ± 0.012	0.749 ± 0.012	0.778 ± 0.011	0.832 ± 0.017	0.796 ± 0.014	0.821 ± 0.013
r	0.047 ± 0.020	$0.040^{+0.018}_{-0.023}$	$0.045^{+0.021}_{-0.033}$	< 0.0549	< 0.0723	< 0.0577
τ	$0.0699^{+0.0089}_{-0.010}$	$0.0706^{+0.0086}_{-0.011}$	$0.0684^{+0.0082}_{-0.011}$	0.0541 ± 0.0078	$0.0597^{+0.0075}_{-0.0089}$	0.0557 ± 0.0081
χ^2_{R21}	–	4.2	–	–	17.9	–
χ^2_{BAO}	–	–	13.4	–	–	5.93
χ^2_{SN}	–	–	1035.49	–	–	1035.03
χ^2_{CMB}	2834.3	2835.7	2837.7	2781.9	2788.3	2781.9
χ^2_{TOT}	2834.3	2839.9	3886.59	2781.9	2806.2	3822.86

TABLE II. 68% CL constraints for the $\phi^{2/3}$ model and the standard Λ CDM model, for CMB, CMB+R21 and CMB+BAO+SN.

B. Results

To put our model to the test, we applied different combinations of observational data including Early-universe data (CMB), Standard Rulers (BAO), Standard Candles (SuperNovae), and also a prior of H_0 parameter extracted by SH0ES team [13]. Our analysis shows that our model can improve the discrepancy between H_0 values inferred from CMB observation indirectly and direct measurement of the Hubble rate from SuperNovae. We can see this result in Fig. 2, which represents the prediction of our model for H_0 parameter is almost consistent with late-time measurement of Hubble parameter called ‘‘R21’’ [13]. In this figure, the shaded area represents the measurement of the H_0 parameter according to the SH0ES team. The upper panel of Fig. 2 shows the comparison of the marginalized posterior distribution of H_0 parameter for the $\phi^{2/3}$ model from *Planck 2018* temperature and polarization (CMB), *Planck 2018*+R21 (CMB+R21) and *Planck 2018*+BAO+SuperNovae (CBS). Also, in the lower panel of the same figure, we have plotted marginalized two-dimensional 1σ and 2σ confidence level regions for H_0 vs. Ω_m parameter. The two-dimensional contour plots of H_0 parameter vs. density parameter of matter Ω_m show that by applying different data combinations including CMB, CMB+SN, CMB+R21, and CMB+SN+R21 to our model, it shows consistency with ‘‘R21’’ measurement completely. Our result shows that this model can

relieve the tension in the Hubble parameter.

We summarize the results analysis of the $\phi^{2/3}$ model by comparing similar analysis for the standard model of cosmology Λ CDM in Table. II. Remarkably, our analysis establishes an upper bound on the ϵ parameter across all scenarios involving CMB, CMB+R21, and CMB+BAO+SN (CSB) data. These upper bounds align with the limits specified in Eq. 17. In addition, by noting that both models have the same number of parameters, we see that $\phi^{2/3}$ model gives a higher value for H_0 parameter when we apply only CMB data. Also, this behavior is visible when we combine CMB data with SH0ES prior (R21) and also with BAO and SN data. Another notable result is the reduction in the S_8 parameter for the $\phi^{2/3}$ model when we apply only CMB data. This model in contrast to Λ CDM model puts a tighter constraint on the tensor-to-scalar ratio of primordial perturbations. By looking at the χ^2 rows, we see that our model gives a higher χ^2 value with respect to Λ CDM model. We can see a similar result in Fig. 3 which we depict marginalized joint 68% and 95% CL regions for cosmological parameters of the model with CMB, CMB+R21, and CMB+BAO+SN combination of data.

According to this table, by using the definition of Gaussian Tension [97], our model can reduce the Hubble parameter tension to 2.2σ , namely

$$H_0 = 70.84 \pm 0.42 \quad (68\%CL) \quad (21)$$

Our achievement was made possible by maintaining an

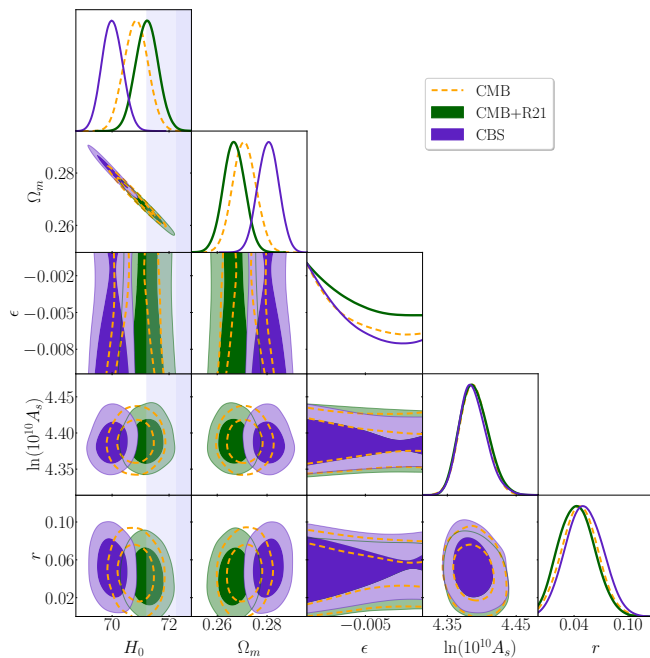


FIG. 3. Marginalized joint 68% and 95% CL regions for the cosmological parameters in $\phi^{2/3}$ model with *Planck*TT,EE, TE, with the EE likelihood at low multipoles joint with R21 prior on H_0 and BAO+SN data. The shaded area depicts the 1σ and 2σ error bars of the Hubble parameter measured by [13].

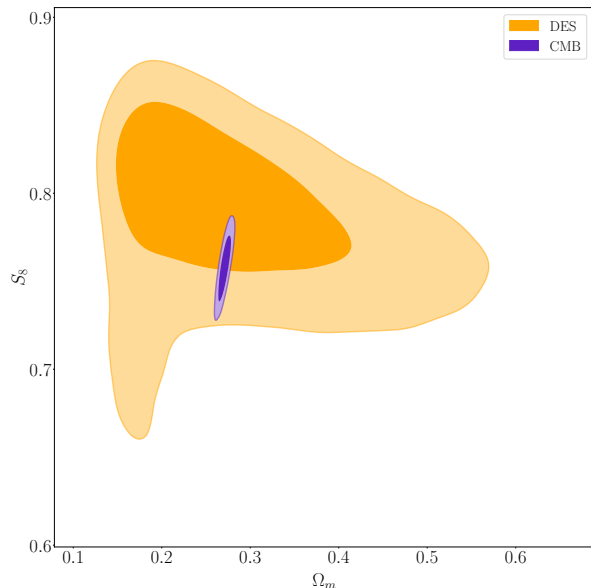


FIG. 4. 2D contour plots at 1σ and 2σ confidence levels for S_8 vs. Ω_m for the $\phi^{2/3}$ model to compare analysis based on CMB data and DES data.

identical number of free parameters as the standard model.

Moreover, the present model is capable of resolving the S_8 tension as we compare the analysis results based on either CMB data or only DES data. To assess a model's

ability to alleviate the S_8 tension, it is necessary to compare the analysis results of the model with both CMB data and DES data. We cannot rely on the values obtained by considering only the Λ CDM model. Furthermore, the $\phi^{2/3}$ model has demonstrated that it can reduce the S_8 tension to the 0.82σ level.

$$\begin{aligned} S_8 &= 0.758 \pm 0.012 & (68\% \text{CL}) & \text{Planck} & (22) \\ S_8 &= 0.790 \pm 0.037 & (68\% \text{CL}) & \text{DES} \end{aligned}$$

This outcome reduces the tension in the S_8 parameter, which is illustrated by the marginalized two-dimensional contours in Fig. 4.

V. CONCLUDING REMARKS

In this study, we introduced a novel subset of the K-essence model. This variation contains a coupling term between the potential function and the kinetic term, represented as VX . The presence of this term has a significant impact on the inflationary parameters, leading to changes in our predictions for the scalar spectral index and the tensor-to-scalar ratio at CMB scales. These predictions differ from those of the standard chaotic inflation model.

We have investigated the impact of coupling on observations of the early and late Universe. Our model, similar to the standard cosmological model, has six parameters. However, we have included an extra parameter for the tensor-to-scalar ratio, r , in our analysis. We used different data combinations, including *Planck 2018*, *Planck*+R21, and *Planck*+BAO+SN data to compare our results with those from the standard cosmological model. Our findings showed that our model could simultaneously decrease the tension in the H_0 and S_8 parameters. When we used only CMB data to test our model, we found that the Hubble parameter's value was 70.84 ± 0.42 km/s/Mpc. This outcome reduced the tension to approximately 2.2σ compared to the value measured by the SH0ES team, which was 73.04 ± 1.04 km/s/Mpc [13].

We utilized Dark Energy Survey (DES-Y3) data to investigate whether our model could help alleviate the S_8 tension. Our findings indicated that the $\phi^{2/3}$ model was able to reduce the tension to about $\sim 0.82\sigma$ when comparing the S_8 parameter values obtained from CMB data analysis with those derived from analyzing only DES data.

ACKNOWLEDGMENTS

We are grateful to Hassan Firouzjahi, Alireza Talebian and Fereshteh Felegary for useful discussions and correspondence.

- [1] A. G. Riess *et al.* (Supernova Search Team), *Astron. J.* **116**, 1009 (1998), [arXiv:astro-ph/9805201](#).
- [2] S. Perlmutter *et al.* (Supernova Cosmology Project), *Astrophys. J.* **517**, 565 (1999), [arXiv:astro-ph/9812133](#).
- [3] M. A. Troxel *et al.* (DES), *Phys. Rev. D* **98**, 043528 (2018), [arXiv:1708.01538 \[astro-ph.CO\]](#).
- [4] N. Aghanim *et al.* (Planck), *Astron. Astrophys.* **641**, A6 (2020), [Erratum: *Astron. Astrophys.* 652, C4 (2021)], [arXiv:1807.06209 \[astro-ph.CO\]](#).
- [5] F. Bianchini *et al.* (SPT), *Astrophys. J.* **888**, 119 (2020), [arXiv:1910.07157 \[astro-ph.CO\]](#).
- [6] S. Aiola *et al.* (ACT), *JCAP* **12**, 047 (2020), [arXiv:2007.07288 \[astro-ph.CO\]](#).
- [7] S. Alam *et al.* (eBOSS), *Phys. Rev. D* **103**, 083533 (2021), [arXiv:2007.08991 \[astro-ph.CO\]](#).
- [8] M. Asgari *et al.* (KiDS), *Astron. Astrophys.* **645**, A104 (2021), [arXiv:2007.15633 \[astro-ph.CO\]](#).
- [9] V. Mossa *et al.*, *Nature* **587**, 210 (2020).
- [10] D. Brout *et al.*, *Astrophys. J.* **938**, 110 (2022), [arXiv:2202.04077 \[astro-ph.CO\]](#).
- [11] L. Perivolaropoulos and F. Skara, *New Astron. Rev.* **95**, 101659 (2022), [arXiv:2105.05208 \[astro-ph.CO\]](#).
- [12] D. Huterer, *Eur. Phys. J. Plus* **138**, 1004 (2023).
- [13] A. G. Riess *et al.*, *Astrophys. J. Lett.* **934**, L7 (2022), [arXiv:2112.04510 \[astro-ph.CO\]](#).
- [14] L. Verde, T. Treu, and A. G. Riess, *Nature Astron.* **3**, 891 (2019), [arXiv:1907.10625 \[astro-ph.CO\]](#).
- [15] C. Heymans *et al.*, *Astron. Astrophys.* **646**, A140 (2021), [arXiv:2007.15632 \[astro-ph.CO\]](#).
- [16] T. M. C. Abbott *et al.* (DES), *Phys. Rev. D* **105**, 023520 (2022), [arXiv:2105.13549 \[astro-ph.CO\]](#).
- [17] A. G. Riess, *Nature Rev. Phys.* **2**, 10 (2019), [arXiv:2001.03624 \[astro-ph.CO\]](#).
- [18] E. Di Valentino *et al.*, *Astropart. Phys.* **131**, 102605 (2021), [arXiv:2008.11284 \[astro-ph.CO\]](#).
- [19] E. Di Valentino, O. Mena, S. Pan, L. Visinelli, W. Yang, A. Melchiorri, D. F. Mota, A. G. Riess, and J. Silk, *Class. Quant. Grav.* **38**, 153001 (2021), [arXiv:2103.01183 \[astro-ph.CO\]](#).
- [20] N. Schöneberg, G. Franco Abellán, A. Pérez Sánchez, S. J. Witte, V. Poulin, and J. Lesgourgues, *Phys. Rept.* **984**, 1 (2022), [arXiv:2107.10291 \[astro-ph.CO\]](#).
- [21] P. Shah, P. Lemos, and O. Lahav, *Astron. Astrophys. Rev.* **29**, 9 (2021), [arXiv:2109.01161 \[astro-ph.CO\]](#).
- [22] E. Abdalla *et al.*, *JHEAp* **34**, 49 (2022), [arXiv:2203.06142 \[astro-ph.CO\]](#).
- [23] E. Di Valentino, *Universe* **8**, 399 (2022).
- [24] J.-P. Hu and F.-Y. Wang, *Universe* **9**, 94 (2023), [arXiv:2302.05709 \[astro-ph.CO\]](#).
- [25] L. Heisenberg, H. Villarrubia-Rojo, and J. Zosso, *Phys. Dark Univ.* **39**, 101163 (2023), [arXiv:2201.11623 \[astro-ph.CO\]](#).
- [26] L. Heisenberg, H. Villarrubia-Rojo, and J. Zosso, *Phys. Rev. D* **106**, 043503 (2022), [arXiv:2202.01202 \[astro-ph.CO\]](#).
- [27] M. Braglia, M. Ballardini, W. T. Emond, F. Finelli, A. E. Gumrukuoglu, K. Koyama, and D. Paoletti, *Phys. Rev. D* **102**, 023529 (2020), [arXiv:2004.11161 \[astro-ph.CO\]](#).
- [28] B.-H. Lee, W. Lee, E. O. Colgáin, M. M. Sheikh-Jabbari, and S. Thakur, *JCAP* **04**, 004 (2022), [arXiv:2202.03906 \[astro-ph.CO\]](#).
- [29] C. Krishnan, E. O. Colgáin, Ruchika, A. A. Sen, M. M. Sheikh-Jabbari, and T. Yang, *Phys. Rev. D* **102**, 103525 (2020), [arXiv:2002.06044 \[astro-ph.CO\]](#).
- [30] J. L. Bernal, L. Verde, and A. G. Riess, *JCAP* **10**, 019 (2016), [arXiv:1607.05617 \[astro-ph.CO\]](#).
- [31] S. Vagnozzi, *Phys. Rev. D* **102**, 023518 (2020), [arXiv:1907.07569 \[astro-ph.CO\]](#).
- [32] R.-Y. Guo, J.-F. Zhang, and X. Zhang, *JCAP* **02**, 054 (2019), [arXiv:1809.02340 \[astro-ph.CO\]](#).
- [33] E. Mörtzell and S. Dhawan, *JCAP* **09**, 025 (2018), [arXiv:1801.07260 \[astro-ph.CO\]](#).
- [34] E. Mörtzell, A. Goobar, J. Johansson, and S. Dhawan, (2021), [arXiv:2105.11461 \[astro-ph.CO\]](#).
- [35] G. Efstathiou, (2020), [arXiv:2007.10716 \[astro-ph.CO\]](#).
- [36] M. Petronikolou, S. Basilakos, and E. N. Saridakis, *Phys. Rev. D* **106**, 124051 (2022), [arXiv:2110.01338 \[gr-qc\]](#).
- [37] S. Basilakos, A. Lymperis, M. Petronikolou, and E. N. Saridakis, *Eur. Phys. J. C* **84**, 297 (2024), [arXiv:2308.01200 \[gr-qc\]](#).
- [38] M. R. Gangopadhyay, M. Sami, and M. K. Sharma, *Phys. Rev. D* **108**, 103526 (2023), [arXiv:2303.07301 \[astro-ph.CO\]](#).
- [39] M. K. Sharma, S. K. J. Pacif, G. Yergaliyeva, and K. Yesmakhanova, *Annals Phys.* **454**, 169345 (2023), [arXiv:2205.13514 \[gr-qc\]](#).
- [40] H. Moshafi, H. Firouzjahi, and A. Talebian, *Astrophys. J.* **940**, 121 (2022), [arXiv:2208.05583 \[astro-ph.CO\]](#).
- [41] V. Poulin, T. L. Smith, T. Karwal, and M. Kamionkowski, *Phys. Rev. Lett.* **122**, 221301 (2019), [arXiv:1811.04083 \[astro-ph.CO\]](#).
- [42] E. Elizalde, M. Khurshudyan, S. D. Odintsov, and R. Myrzakulov, *Phys. Rev. D* **102**, 123501 (2020), [arXiv:2006.01879 \[gr-qc\]](#).
- [43] B. Mostaghel, H. Moshafi, and S. M. S. Movahed, *Mon. Not. Roy. Astron. Soc.* **481**, 1799 (2018), [arXiv:1810.04856 \[astro-ph.CO\]](#).
- [44] B. Mostaghel, H. Moshafi, and S. M. S. Movahed, *Eur. Phys. J. C* **77**, 541 (2017), [arXiv:1611.08196 \[astro-ph.CO\]](#).
- [45] A. De Felice, S. Mukohyama, and M. C. Pookkillath, *Phys. Lett. B* **816**, 136201 (2021), [Erratum: *Phys. Lett. B* 818, 136364 (2021)], [arXiv:2009.08718 \[astro-ph.CO\]](#).
- [46] E. Di Valentino, L. Perivolaropoulos, and J. Levi Said, (2024), [10.3390/universe10040184](#), [arXiv:2404.13981 \[gr-qc\]](#).
- [47] E. Di Valentino *et al.*, *Astropart. Phys.* **131**, 102604 (2021), [arXiv:2008.11285 \[astro-ph.CO\]](#).
- [48] D. Benisty, *Phys. Dark Univ.* **31**, 100766 (2021), [arXiv:2005.03751 \[astro-ph.CO\]](#).
- [49] T. Adi and E. D. Kovetz, *Phys. Rev. D* **103**, 023530 (2021), [arXiv:2011.13853 \[astro-ph.CO\]](#).
- [50] L. Kazantzidis and L. Perivolaropoulos, (2019), [10.48550/arXiv.1907.03176](#), [arXiv:1907.03176 \[astro-ph.CO\]](#).
- [51] R. C. Nunes, *JCAP* **05**, 052 (2018), [arXiv:1802.02281 \[gr-qc\]](#).
- [52] R. D'Agostino and R. C. Nunes, *Phys. Rev. D* **108**, 023523 (2023), [arXiv:2307.13464 \[astro-ph.CO\]](#).
- [53] M. Braglia, M. Ballardini, F. Finelli, and K. Koyama, *Phys. Rev. D* **103**, 043528 (2021), [arXiv:2011.12934 \[astro-ph.CO\]](#).

- [54] F. Bouchè, S. Capozziello, and V. Salzano, *Universe* **9**, 27 (2023), [arXiv:2301.01503 \[astro-ph.CO\]](#).
- [55] C. Escamilla-Rivera and R. Torres Castillejos, *Universe* **9**, 14 (2023), [arXiv:2301.00490 \[astro-ph.CO\]](#).
- [56] M. Petronikolou and E. N. Saridakis, *Universe* **9**, 397 (2023), [arXiv:2308.16044 \[gr-qc\]](#).
- [57] A. Banihashemi, N. Khosravi, and A. H. Shirazi, *Phys. Rev. D* **99**, 083509 (2019), [arXiv:1810.11007 \[astro-ph.CO\]](#).
- [58] M. M. Ivanov, Y. Ali-Haïmoud, and J. Lesgourgues, *Phys. Rev. D* **102**, 063515 (2020), [arXiv:2005.10656 \[astro-ph.CO\]](#).
- [59] R. E. Keeley and A. Shafieloo, *Phys. Rev. Lett.* **131**, 111002 (2023), [arXiv:2206.08440 \[astro-ph.CO\]](#).
- [60] B. Bose and L. Lombriser, *Phys. Rev. D* **103**, L081304 (2021), [arXiv:2006.16149 \[astro-ph.CO\]](#).
- [61] D. Huterer and H.-Y. Wu, (2023), [arXiv:2309.05749 \[astro-ph.CO\]](#).
- [62] S. Vagnozzi, *Universe* **9**, 393 (2023), [arXiv:2308.16628 \[astro-ph.CO\]](#).
- [63] M. Yarahmadi and A. Salehi, *The European Physical Journal C* **84**, 1 (2024).
- [64] I. d. O. C. Pedreira, M. Benetti, E. G. M. Ferreira, L. L. Graef, and L. Herold, *Phys. Rev. D* **109**, 103525 (2024), [arXiv:2311.04977 \[astro-ph.CO\]](#).
- [65] J. A. Kable, G. Benevento, G. E. Addison, and C. L. Bennett, *Astrophys. J.* **959**, 143 (2023), [arXiv:2307.12174 \[astro-ph.CO\]](#).
- [66] E. Frion, D. Camarena, L. Giani, T. Miranda, D. Bertacca, V. Marra, and O. F. Piattella, (2023), [10.21105/astro.2307.06320](#), [arXiv:2307.06320 \[astro-ph.CO\]](#).
- [67] Y. Tiwari, B. Ghosh, and R. K. Jain, *Eur. Phys. J. C* **84**, 220 (2024), [arXiv:2301.09382 \[astro-ph.CO\]](#).
- [68] K. Jedamzik and L. Pogosian, *Phys. Rev. Lett.* **125**, 181302 (2020), [arXiv:2004.09487 \[astro-ph.CO\]](#).
- [69] M. G. Dainotti, B. De Simone, T. Schiavone, G. Montani, E. Rinaldi, and G. Lambiase, *Astrophys. J.* **912**, 150 (2021), [arXiv:2103.02117 \[astro-ph.CO\]](#).
- [70] M. G. Dainotti, B. De Simone, T. Schiavone, G. Montani, E. Rinaldi, G. Lambiase, M. Bogdan, and S. Ugale, *Galaxies* **10**, 24 (2022), [arXiv:2201.09848 \[astro-ph.CO\]](#).
- [71] P. A. R. Ade *et al.* (BICEP, Keck), *Phys. Rev. Lett.* **127**, 151301 (2021), [arXiv:2110.00483 \[astro-ph.CO\]](#).
- [72] A. D. Linde, *Physics Letters B* **129**, 177 (1983).
- [73] C. Armendariz-Picon, T. Damour, and V. F. Mukhanov, *Phys. Lett. B* **458**, 209 (1999), [arXiv:hep-th/9904075](#).
- [74] C. Armendariz-Picon, V. F. Mukhanov, and P. J. Steinhardt, *Phys. Rev. D* **63**, 103510 (2001), [arXiv:astro-ph/0006373](#).
- [75] S. A. Hosseini Mansoori, F. Felegary, M. Roshan, O. Akarsu, and M. Sami, *Phys. Dark Univ.* **42**, 101360 (2023), [arXiv:2306.09181 \[gr-qc\]](#).
- [76] S. A. Hosseini Mansoori, F. Felegary, A. Talebian, and M. Sami, *JCAP* **08**, 067 (2023), [arXiv:2307.06757 \[astro-ph.CO\]](#).
- [77] X. Chen, M.-x. Huang, S. Kachru, and G. Shiu, *JCAP* **01**, 002 (2007), [arXiv:hep-th/0605045](#).
- [78] J. M. Maldacena, *JHEP* **05**, 013 (2003), [arXiv:astro-ph/0210603](#).
- [79] X. Chen, M.-x. Huang, S. Kachru, and G. Shiu, *JCAP* **01**, 002 (2007), [arXiv:hep-th/0605045](#).
- [80] D. Seery and J. E. Lidsey, *JCAP* **06**, 003 (2005), [arXiv:astro-ph/0503692](#).
- [81] S. Li and A. R. Liddle, *JCAP* **10**, 011 (2012), [arXiv:1204.6214 \[astro-ph.CO\]](#).
- [82] S. Unnikrishnan, V. Sahni, and A. Toporensky, *JCAP* **08**, 018 (2012), [arXiv:1205.0786 \[astro-ph.CO\]](#).
- [83] Y. Akrami *et al.* (Planck), *Astron. Astrophys.* **641**, A10 (2020), [arXiv:1807.06211 \[astro-ph.CO\]](#).
- [84] P. A. R. Ade *et al.* (BICEP2, Keck Array), *Phys. Rev. Lett.* **121**, 221301 (2018), [arXiv:1810.05216 \[astro-ph.CO\]](#).
- [85] N. Aghanim *et al.* (Planck), *Astron. Astrophys.* **641**, A6 (2020), [Erratum: *Astron. Astrophys.* 652, C4 (2021)], [arXiv:1807.06209 \[astro-ph.CO\]](#).
- [86] P. A. R. Ade *et al.* (BICEP, Keck), *Phys. Rev. Lett.* **127**, 151301 (2021), [arXiv:2110.00483 \[astro-ph.CO\]](#).
- [87] A. Lewis, A. Challinor, and A. Lasenby, *Astrophys. J.* **538**, 473 (2000), [arXiv:astro-ph/9911177](#).
- [88] C. Howlett, A. Lewis, A. Hall, and A. Challinor, *JCAP* **2012**, 027 (2012), [arXiv:1201.3654 \[astro-ph.CO\]](#).
- [89] A. Lewis and S. Bridle, *Phys. Rev. D* **66**, 103511 (2002), [arXiv:astro-ph/0205436](#).
- [90] N. Aghanim *et al.* (Planck), *Astron. Astrophys.* **641**, A8 (2020), [arXiv:1807.06210 \[astro-ph.CO\]](#).
- [91] N. Aghanim *et al.* (Planck), *Astron. Astrophys.* **641**, A5 (2020), [arXiv:1907.12875 \[astro-ph.CO\]](#).
- [92] F. Beutler, C. Blake, M. Colless, D. H. Jones, L. Staveley-Smith, L. Campbell, Q. Parker, W. Saunders, and F. Watson, *Mon. Not. Roy. Astron. Soc.* **416**, 3017 (2011), [arXiv:1106.3366 \[astro-ph.CO\]](#).
- [93] A. J. Ross, L. Samushia, C. Howlett, W. J. Percival, A. Burden, and M. Manera, *Mon. Not. Roy. Astron. Soc.* **449**, 835 (2015), [arXiv:1409.3242 \[astro-ph.CO\]](#).
- [94] S. Alam *et al.* (BOSS), *Mon. Not. Roy. Astron. Soc.* **470**, 2617 (2017), [arXiv:1607.03155 \[astro-ph.CO\]](#).
- [95] D. M. Scolnic *et al.* (Pan-STARRS1), *Astrophys. J.* **859**, 101 (2018), [arXiv:1710.00845 \[astro-ph.CO\]](#).
- [96] M. Raveri and W. Hu, *Phys. Rev. D* **99**, 043506 (2019), [arXiv:1806.04649 \[astro-ph.CO\]](#).
- [97] H. Moshafi, A. Talebian, E. Yusofi, and E. Di Valentino, *Phys. Dark Univ.* (2024), [arXiv:2403.02000 \[astro-ph.CO\]](#).